

**BENNINGTON PUBLIC SCHOOLS
DOUGLAS COUNTY SCHOOL DISTRICT NO. 59
BOARD OF EDUCATION REGULAR MEETING
Monday, August 12, 2024 6:00 PM**

Mission Statement

"The mission of Bennington Public Schools is to provide educational opportunities in a safe, caring environment that will prepare all students to meet the challenges of the future."

- I. Call Meeting to Order
- II. Public Forum
- III. Consent Agenda (Note: Items on the consent agenda are considered routine and will be enacted under one motion. There will be no separate discussion of these items at the meeting unless a Board Member requests an item removed from the agenda for separate action.)
 - A. Approval of Agenda
 - B. Approval of Minutes of the Monday, July 8, 2024 - Regular Meeting, Monday, July 8, 2024 –Special Hearing, July 17, 2024 – Board Retreat
 - C. Presentation of August Bills for Approval and Payment
 - D. Personnel: Resignation(s) and Hiring of Personnel
- IV. Items Removed From the Consent Agenda for Separate Action
- V. Reports
 - A. Administrative Reports
 - B. Committee Report(s)
 - C. Coordinator Report- Jeremy Edens
 - D. Spotlight Report- Summer School
 - E. Lobbyist Report
- VI. Unfinished Business
 - A. Review Progress on Previously Approved Summer Maintenance/Transportation Purchases
- VII. New Business
 - A. Discussion on 2023-24 Budget
 - B. Review 2024-25 Enrollment Projections
 - C. Discuss, Consider, and Take Action to Approve Contract for Night-Time Cleaning Services
- VIII. Time and Date of Next Regular Meeting- September 9th – Budget Hearing at 6:00PM – Bennington District Office
September 9th – Regular Board Meeting following Budget Hearing – Bennington District Office
- IX. Adjournment

NOTICE: COPY OF OPEN MEETINGS ACT: The Board of Education makes available at least one current copy of the Open Meetings Act posted in the meeting room at a location accessible to members of the public. The Act is posted on the wall of the Board room.

INSTRUCTIONS FOR THOSE WHO WISH TO SPEAK DURING PUBLIC FORUM: Getting Started: When it is your turn to speak during the public forum portion of the agenda, please come forward to the table situated immediately in front of the Board, sign your name and address on the sign-in sheet and state your name to the Board of Education. Time Limit: You may speak only one time and must limit comments to 5 minutes or less. Personnel or Student Topic: If you are planning to speak about a personnel or student matter involving an individual, please understand that our policies require that such concerns initially be directed to the administration for consideration. Board members will generally not respond to any questions you ask or comments you may make about individual staff members or students. You are cautioned that slanderous comments are not protected just because they are made at the Board meeting. General Rules: Please remember that this is a public meeting for the conduct of business of the Board of Education. Offensive language, personal attacks and hostile conduct will not be tolerated.

BY: BENNINGTON PUBLIC SCHOOLS

**BENNINGTON PUBLIC SCHOOLS
DOUGLAS COUNTY SCHOOL DISTRICT NO. 59
BOARD OF EDUCATION REGULAR MEETING
MONDAY, JULY 8, 2024 6:00 P.M.
BENNINGTON DISTRICT BOARD ROOM**

Posting Information: Notice published in the Daily Record on 07/05/2024. Notice of meeting posted on the District website. Agendas posted at all Bennington Public School buildings three days prior to the meeting date.

Attendance taken at 6:05 PM. Jeremy Dick: Present, Tim Dreessen: Present, Kara Neuverth: Present, Kristi Ryan: Absent, Steve Shannon: Absent, Allyson Slobotski: Present.

I. Call Meeting to Order- President Allyson Slobotski called the meeting to order at 6:04 p.m., noting the meeting is governed by the Open Meetings Act. The Board of Education makes available at least one current copy of the Open Meetings Act posted in the meeting room at a location accessible to members of the public.

II. Public Forum- One member of the public was present to speak.

III. Consent Agenda (Note: Items on the consent agenda are considered routine and will be enacted under one motion. There will be no separate discussion of these items at the meeting unless a Board Member requests an item removed from the agenda for separate action.)

A. Approval of Agenda

B. Approval of Minutes of the Monday, June 10, 2024 - Regular Meeting

C. Presentation of July Bills for Approval and Payment

D. Personnel: Resignation(s) and Hiring of Personnel

MOTION PASSED: Motion to approve Consent Agenda as presented, passed with a motion by Jeremy Dick and a second by Tim Dreessen. Jeremy Dick: Yea, Tim Dreessen: Yea, Kara Neuverth: Yea, Allyson Slobotski: Yea

July 2024 Personnel Notes- Certificated Staff Hire: Lyndsay Rahlfs, first grade teacher at Heritage Elementary, Shawn Keizer, high school science teacher at Bennington High School, Dalton Stodieck, middle school health teacher at Bennington South Middle School, Ryan Evans 0.5 FTE PE teacher at Pine Creek Elementary. **Support Staff Hire:** Cher Moore, front office receptionist at the District Office, Kim Ash, database manager at the District Office.

Certificated Staff Resignations: Matt Malcom, PE teacher at Heritage. **Classified Staff Resignations:** Nate Olson, database manager at the District Office, Bonnie Corbin, front office receptionist at the District Office, Colleen Donahoe, paraprofessional at Stratford Elementary, Peter Camorgo, bus driver.

IV. Items Removed from the Consent Agenda for Separate Action- There were no items removed from the Consent Agenda.

V. Reports- No reports were presented.

VI. Unfinished Business- Discuss, Consider, and Take Action to Revise Policies-

Policy 201.02 Elections and Appointments, Policy 204.07 Meeting Notice, Policy 204.12 Public Comment, Policy 206.02 Board Association Memberships, Policy 402.03 Employee Conflict of Interest, Policy 402.08 Employee Travel Compensation, Policy 409.01 Certificated Employee Professional Development, Policy 502.02 Nonresident Students/Option Enrollment, Policy 503.04 Addressing Barriers to Attendance, Policy 504.03 Student Conduct, Policy 504.06 Student Appearance, Policy 504.11 Weapons, Policy 504.17 Questioning of Students by an Outside Agency, Policy 504.23 Suicide Awareness and Assessment, Policy 508.02E1 Parental Authorization and Release Form, Policy 508.13 School Wellness, Policy 606.01 Instructional Materials Selection, Policy 606.09 Textbook Loans to Children Enrolled in Private Schools, Policy 607.10 Classroom Environment, Policy 611.02 Student Promotion, Retention, or Acceleration, Policy 611.07 Graduation Requirements, Policy 612.03 Childfind, Policy 612.05 Individualized Education Program and Family Services Plan, Policy 801.01R1 Student Transportation Regulations, Policy 802.05 Free or Reduced Cost Meals Eligibility and Meal Charges, Policy 905.02 Annual Emergency Safety Plan, Policy 1003.00 Public Examination of School District Records, Policy 402.01 Equal Opportunity Employment, Policy 402.01E1 Compliant Form, Policy 402.01R1 Equal Employment Opportunity Procedures, Policy 404.06R1 Employee Harassment Investigation, Policy 404.12E1 Title IX Reporting Form, Policy 504.18R1 Harassment Investigation Procedures, Policy 504.24 Title IX Sexual Harassment, Policy 504.24E1 Title IX Sexual Harassment Reporting Form.

MOTION PASSED: Motion to approve the revising of all policies as presented, passed with a motion by Jeremy Dick and a second by Allyson Slobotski. Jeremy Dick: Yea, Tim Dreessen: Yea, Kara Neuverth: Yea, Allyson Slobotski: Yea

VII. New Business

VII.A. Discuss, Consider, and Take Action to Reaffirm the Student Fee Policy

MOTION PASSED: Motion to reaffirm Student Fee Policy, passed with a motion by Allyson Slobotski and a second by Kara Neuverth. Jeremy Dick: Yea, Tim Dreessen: Yea, Kara Neuverth: Yea, Allyson Slobotski: Yea

VII.B. Discuss, Consider, and Take Action to Reaffirm the Parent Involvement Policy

MOTION PASSED: Motion to reaffirm Parental Involvement Policy, passed with a motion by Allyson Slobotski and a second by Jeremy Dick. Jeremy Dick: Yea, Tim Dreessen: Yea, Kara Neuverth: Yea, Allyson Slobotski: Yea

VII.C. Discuss, Consider, and Take Action to Reaffirm the Bullying Policy

MOTION PASSED: Motion to reaffirm Bullying Prevention Policy, passed with a motion by Allyson Slobotski and a second by Tim Dreessen. Jeremy Dick: Yea, Tim Dreessen: Yea, Kara Neuverth: Yea, Allyson Slobotski: Yea

VII.D. Discuss, Consider, and Take Action to Approve Time Requirements of Mandatory Staff Trainings- To comply with the State's language of "a reasonable amount as determined by each board", and out of an abundance of caution, a resolution for the Board of Education was presented to approve those statutes that now have that language.

MOTION PASSED: Motion to approve the resolution outlining required staff trainings, as presented, during the 2024-2025 school year as reasonable and appropriate for the District, passed with a motion by Kara Neuverth and a second by Tim Dreessen. Jeremy Dick: Yea, Tim Dreessen: Yea, Kara Neuverth: Yea, Allyson Slobotski: Yea

VII.E. Discuss, Consider, and Take Action on Curriculum and Personnel Proposals

The Curriculum Committee met on June 10th to continue the process of determining which curriculum and personnel proposals to recommend for the 2024-25 school year.

MOTION PASSED: Motion to accept the recommendations by the Curriculum Committee for 2024-25 curriculum and personnel proposals #3 High School English Teacher, and #5 Dean of Students, as outlined in the June 10, 2024, Curriculum Committee Report and pending 2025-26 budget approval, passed with a motion by Kara Neuverth and a second by Jeremy Dick. Jeremy Dick: Yea, Tim Dreessen: Yea, Kara Neuverth: Yea, Allyson Slobotski: Yea

VII.F. Discuss, Consider, and Take Action on Short and Long-Term Substitute Rates

The BOE must approve the short- and long-term substitute rates for the upcoming school year.

The Building/Finance Committee is recommending that both short- and long-term rates increase by \$5 for the 2024-25 school year.

MOTION PASSED: Motion to approve the short-term substitute pay at \$170.00 and the long-term substitute pay at \$185.00 for the 2024-25 school year, passed with a motion by Allyson Slobotski and a second by Tim Dreessen. Jeremy Dick: Yea, Tim Dreessen: Yea, Kara Neuverth: Yea, Allyson Slobotski: Yea

VIII. Time and Date of Next Regular Meeting- August 12th- Joint City Council/BOE Meeting at 5:00 P.M. - Bennington City Office. Regular BOE Meeting at 6:00 P.M., Bennington District Office.

IX. Adjournment- Motion to adjourn the meeting at 6:37 P.M. made by Allyson Slobotski, seconded by Jeremy Dick. All in favor.

**BENNINGTON PUBLIC SCHOOLS
DOUGLAS COUNTY SCHOOL DISTRICT NO. 59
BOARD OF EDUCATION SPECIAL MEETING
MONDAY, JULY 8, 2024 6:00 P.M.
BENNINGTON DISTRICT BOARD ROOM**

Posting Information: Notice published in the Daily Record on 07/05/2024. Notice of meeting posted on the District website. Agendas posted at all Bennington Public School buildings three days prior to the meeting date.

Attendance Taken at 6:00 PM. Jeremy Dick: Present, Tim Dreessen: Present, Kara Neuverth: Present, Kristi Ryan: Absent, Steve Shannon: Absent, Allyson Slobotski: Present.

I. Call Meeting to Order- President Allyson Slobotski called the hearing to order at 6:00 p.m., noting the meeting is governed by the Open Meetings Act. The Board of Education makes available at least one current copy of the Open Meetings Act posted in the meeting room at a location accessible to members of the public.

II. Review of the amount of money collected from students pursuant to, and the use of waivers provided in, the student fee policies of the District for the 2024-2025 school year. The Bennington Public Schools' Student Fee Fund had a beginning balance (9-1-23) of \$36,627. The Student Fee Fund collected \$12,418.39 in revenue and had \$6,450.49 in expenditures leaving a current balance of \$42,594.53.

III. Hold Public Hearing to discuss, consider, and receive input on the Student Fee Policy. The board is required to hold a public hearing to discuss, consider, and receive input on the District's student fees policy. No members of the public were present to speak.

IV. Hold Public Hearing to discuss, consider, and receive input on the Parental Involvement Policy. The board is required to hold a public hearing to discuss, consider, and receive input on Parental Involvement policy. No members of the public were present to speak.

V. Hold Public Hearing to discuss, consider, and receive input on the Bullying Policy. State law requires school districts to develop and adopt a policy concerning bullying prevention and education for all students. This policy is subject to annual review. No members of the public were present to speak.

VI. Adjournment- Motion to adjourn the hearing at 6:03 p.m. made by Tim Dreessen, seconded by Jeremy Dick. All in favor.

Jodi McCoy- Board of Education Recording Secretary

**BENNINGTON PUBLIC SCHOOLS
DOUGLAS COUNTY SCHOOL DISTRICT NO. 59
BOARD OF EDUCATION RETREAT
BENNINGTON DISTRICT BOARD ROOM
JULY 17, 2024, AT 5:00 P.M.**

Posting Information: Notice published in The Daily Record on 07/15/2024. Notice of meeting posted on the District website. Agenda posted online and at the District Office three days prior to the meeting date.

Attendance Taken at 5:02 p.m. Jeremy Dick: Present, Tim Dressen: Present, Kara Neuverth: Present, Kristi Ryan: Present, Steve Shannon: Present, Allyson Slobotski: Present.

- I. **Call Retreat to Order** – Board President Allyson Slobotski called the meeting to order at 5:02 p.m., noting the Open Meetings Act, a copy of which was located on the south wall of the Board Room, governed the meeting.
- II. **Public Forum** – No members of the public spoke.
- III. **Budget Retreat to Discuss Budget Items** – Dr. Plas provided the Board of Education with an introduction to school finance, reviewed the Building/Finance Committee goals, discussed all assumptions made within the budget projections, provided projected expenses for all accounts, presented projections over a three-year period, and discussed the Building/Finance Committee's recommendations for revenues and expenditures. The Board of Education then reviewed information associated with the Special Building Fund and Bond Fund. The Board of Education asked questions and provided input on communication, future educational needs, and revenue/expenditure needs. Finally, the Board of Education provided guidance on how to proceed with the 2024-25 budget.
- IV. **Time and Date of Next Meeting** – August 12, 2024, Joint City Council/BOE Meeting at 5:00 p.m. at the City Offices. Regular Board Meeting to follow at the Bennington District Board Room.
- V. **Adjournment** – President Slobotski adjourned the meeting at 7:21 p.m.

NOTICE: COPY OF OPEN MEETINGS ACT: The Board of Education makes available at least one current copy of the Open Meetings Act posted in the meeting room at a location accessible to members of the public. The Act is posted on the wall of the meeting room.

BY: BENNINGTON PUBLIC SCHOOLS

Regular; Processing Month 07/2024; Accounts to Include Accounts with Activity

Fund: 01 GENERAL FUND CHECKING

<u>Account Number</u>	<u>Description</u>	<u>Revised Budget</u>	<u>During Month</u>	<u>To Date</u>	<u>% of Budget</u>	<u>Budget Balance</u>
01 1370	PRESCHOOL TUITION AND FEES	0.00	0.00	39,375.00	0.00	(39,375.00)
01 1410	TRANS REC FROM INDIVIDUALS - REG	0.00	32,434.45	192,303.70	0.00	(192,303.70)
01 1510	INTEREST ON INVESTMENTS	0.00	102.21	1,170.01	0.00	(1,170.01)
01 1910	RENTAL OF SCHOOL EQUIPMENT & FACILITIES	0.00	10,500.00	24,250.14	0.00	(24,250.14)
01 1911	LOCAL LICENSE FEES	0.00	900.00	1,360.00	0.00	(1,360.00)
01 1990	OTHER LOCAL RECEIPTS	0.00	1,174.00	20,513.11	0.00	(20,513.11)
	Subtotal: LOCAL RECIEPTS	0.00	45,110.66	278,971.96	0.00	(278,971.96)
01 2210	ED SERVICE UNIT RECEIPTS	0.00	0.00	177.62	0.00	(177.62)
	Subtotal: 2000	0.00	0.00	177.62	0.00	(177.62)
01 3110	STATE AID	0.00	0.00	19,595,537.00	0.00	(19,595,537.00)
01 3120	SPECIAL ED PROGRAMS SCHOOL AGE	0.00	0.00	3,965,284.00	0.00	(3,965,284.00)
01 3125	SPECIAL ED TRANSPORTATION SCHOOL AGE	0.00	0.00	269,416.00	0.00	(269,416.00)
01 3400	STATE APPORTIONMENT	0.00	0.00	790,315.72	0.00	(790,315.72)
01 3535	PAYMENTS FOR HIGH ABILITY LEARNERS	0.00	0.00	32,307.00	0.00	(32,307.00)
01 3551	CAREER EDUCATION	0.00	0.00	9,151.00	0.00	(9,151.00)
	Subtotal: 3000	0.00	0.00	24,662,010.72	0.00	(24,662,010.72)
01 4421	IDEA PART-B(611) ARP - BASE & ENR POV	0.00	0.00	319.00	0.00	(319.00)
01 4422	IDEA PRESCHOOL (619) ARP	0.00	0.00	1,025.00	0.00	(1,025.00)
01 4423	IDEA PART B ARP PROPORTIONATE SHARE	0.00	0.00	737.00	0.00	(737.00)
01 4505	TITLE I, PART A ESSA IMP BASIC PROG	0.00	0.00	113,181.00	0.00	(113,181.00)
01 4509	TITLE II, PART A ESSA EFFECT INSTRUCTION	0.00	0.00	40,092.00	0.00	(40,092.00)
01 4516	IDEA PRESCHOOL(619) BASE ALLOCATION	0.00	0.00	6,806.00	0.00	(6,806.00)
01 4518	IDEA Part B Base & Enrollment Poverty Allocation	0.00	0.00	530,945.00	0.00	(530,945.00)
01 4521	IDEA PART B PROPORTIONATE SHARE PART B L	0.00	0.00	7,793.00	0.00	(7,793.00)
01 4530	OTHER FEDERAL CATEGORICAL RECEIPTS	0.00	0.00	47,040.00	0.00	(47,040.00)
01 4709	MEDICAID ADMINSTRATIVE ACTIVITIES	0.00	0.00	20,013.77	0.00	(20,013.77)
01 4969	TITLE IV, PART A	0.00	0.00	10,000.00	0.00	(10,000.00)
01 4996	CARES ACT I	0.00	0.00	624,989.00	0.00	(624,989.00)
	Subtotal: 4000	0.00	0.00	1,402,940.77	0.00	(1,402,940.77)
01 5300	SALE OF PROPERTY	0.00	0.00	600.00	0.00	(600.00)
01 5301	INSURANCE ADJUSTMENTS	0.00	0.00	4,060.44	0.00	(4,060.44)
01 5690	OTHER NON-REVENUE RECEIPTS	0.00	0.00	35.00	0.00	(35.00)
	Subtotal: 5000	0.00	0.00	4,695.44	0.00	(4,695.44)
	Fund Total:	0.00	45,110.66	26,348,796.51	0.00	(26,348,796.51)

Fund: 02 NUTRITION SERVICES

<u>Account Number</u>	<u>Description</u>	<u>Revised Budget</u>	<u>During Month</u>	<u>To Date</u>	<u>% of Budget</u>	<u>Budget Balance</u>
02 1510	INTEREST ON INVESTMENTS	0.00	83.16	906.77	0.00	(906.77)
02 1611	DAILY SALES - SCHOOL LUNCH PROGRAM	0.00	0.00	0.00	0.00	0.00
02 1620	DAILY SALES - NON-REIMB PROGRAMS	0.00	13,108.75	1,333,802.47	0.00	(1,333,802.47)
02 1990	MISCELLANEOUS LOCAL RECEIPTS	0.00	462.12	15,212.92	0.00	(15,212.92)
	Subtotal: LOCAL RECIEPTS	0.00	13,654.03	1,349,922.16	0.00	(1,349,922.16)
02 3150	STATE REIMBURSEMENT(OF NUTRITION PROG)	0.00	0.00	13,947.71	0.00	(13,947.71)
	Subtotal: 3000	0.00	0.00	13,947.71	0.00	(13,947.71)
02 4210	FEDERAL REIMBURSEMENT(OF NUTRIT PRGMS)	0.00	0.00	607,454.32	0.00	(607,454.32)
	Subtotal: 4000	0.00	0.00	607,454.32	0.00	(607,454.32)
	Fund Total:	0.00	13,654.03	1,971,324.19	0.00	(1,971,324.19)

Fund: 03 DEPRECIATION

<u>Account Number</u>	<u>Description</u>	<u>Revised Budget</u>	<u>During Month</u>	<u>To Date</u>	<u>% of Budget</u>	<u>Budget Balance</u>
-----------------------	--------------------	-----------------------	---------------------	----------------	--------------------	-----------------------

Regular; Processing Month 07/2024; Accounts to Include Accounts with Activity

Fund: 03 DEPRECIATION

<u>Account Number</u>	<u>Description</u>	<u>Revised Budget</u>	<u>During Month</u>	<u>To Date</u>	<u>% of Budget</u>	<u>Budget Balance</u>
03 1510	INTEREST ON INVESTMENTS	0.00	1,078.10	10,988.19	0.00	(10,988.19)
Subtotal: LOCAL RECIEPTS		0.00	1,078.10	10,988.19	0.00	(10,988.19)
Fund Total:		0.00	1,078.10	10,988.19	0.00	(10,988.19)

Fund: 04 SPECIAL BUILDING FUND - SAVINGS

<u>Account Number</u>	<u>Description</u>	<u>Revised Budget</u>	<u>During Month</u>	<u>To Date</u>	<u>% of Budget</u>	<u>Budget Balance</u>
04 1100	TAXES	0.00	16,029.58	721,037.78	0.00	(721,037.78)
04 1510	INTEREST ON INVESTMENTS	0.00	104.52	1,234.13	0.00	(1,234.13)
Subtotal: LOCAL RECIEPTS		0.00	16,134.10	722,271.91	0.00	(722,271.91)
Fund Total:		0.00	16,134.10	722,271.91	0.00	(722,271.91)

Fund: 05 UNEMPLOYMENT - SAVINGS

<u>Account Number</u>	<u>Description</u>	<u>Revised Budget</u>	<u>During Month</u>	<u>To Date</u>	<u>% of Budget</u>	<u>Budget Balance</u>
05 1510	INTEREST ON INVESTMENTS	0.00	0.82	9.36	0.00	(9.36)
Subtotal: LOCAL RECIEPTS		0.00	0.82	9.36	0.00	(9.36)
Fund Total:		0.00	0.82	9.36	0.00	(9.36)

Fund: 06 GENERAL - SAVINGS

<u>Account Number</u>	<u>Description</u>	<u>Revised Budget</u>	<u>During Month</u>	<u>To Date</u>	<u>% of Budget</u>	<u>Budget Balance</u>
06 1100	TAXES	0.00	557,957.74	18,284,352.47	0.00	(18,284,352.47)
06 1510	INTEREST ON INVESTMENTS	0.00	637.31	6,079.75	0.00	(6,079.75)
Subtotal: LOCAL RECIEPTS		0.00	558,595.05	18,290,432.22	0.00	(18,290,432.22)
Fund Total:		0.00	558,595.05	18,290,432.22	0.00	(18,290,432.22)

Fund: 13 SPECIAL BUILDING FUND - CHECKING

<u>Account Number</u>	<u>Description</u>	<u>Revised Budget</u>	<u>During Month</u>	<u>To Date</u>	<u>% of Budget</u>	<u>Budget Balance</u>
13 1510	INTEREST ON INVESTMENTS	0.00	8.82	71.43	0.00	(71.43)
Subtotal: LOCAL RECIEPTS		0.00	8.82	71.43	0.00	(71.43)
Fund Total:		0.00	8.82	71.43	0.00	(71.43)

Fund: 14 BUILDING FUND - NLAF

<u>Account Number</u>	<u>Description</u>	<u>Revised Budget</u>	<u>During Month</u>	<u>To Date</u>	<u>% of Budget</u>	<u>Budget Balance</u>
14 1510	Interest on Investments	0.00	44,954.25	500,984.25	0.00	(500,984.25)
Subtotal: LOCAL RECIEPTS		0.00	44,954.25	500,984.25	0.00	(500,984.25)
Fund Total:		0.00	44,954.25	500,984.25	0.00	(500,984.25)

Fund: 15 QSC BONDS - NLAF

<u>Account Number</u>	<u>Description</u>	<u>Revised Budget</u>	<u>During Month</u>	<u>To Date</u>	<u>% of Budget</u>	<u>Budget Balance</u>
15 1510	Interest on Investments	0.00	0.00	45,785.81	0.00	(45,785.81)
Subtotal: LOCAL RECIEPTS		0.00	0.00	45,785.81	0.00	(45,785.81)
15 5103	Qualified School Construction Bonds	0.00	0.00	105,153.92	0.00	(105,153.92)
Subtotal: 5000		0.00	0.00	105,153.92	0.00	(105,153.92)
Fund Total:		0.00	0.00	150,939.73	0.00	(150,939.73)

Fund: 16 QSC BONDS -SAVINGS

<u>Account Number</u>	<u>Description</u>	<u>Revised Budget</u>	<u>During Month</u>	<u>To Date</u>	<u>% of Budget</u>	<u>Budget Balance</u>
16 1100	TAXES	0.00	6,023.68	311,435.19	0.00	(311,435.19)
16 1510	Interest on Investments	0.00	38.55	3,591.45	0.00	(3,591.45)
Subtotal: LOCAL RECIEPTS		0.00	6,062.23	315,026.64	0.00	(315,026.64)
Fund Total:		0.00	6,062.23	315,026.64	0.00	(315,026.64)

Fund: 18 GENERAL FUND CDARS

<u>Account Number</u>	<u>Description</u>	<u>Revised Budget</u>	<u>During Month</u>	<u>To Date</u>	<u>% of Budget</u>	<u>Budget Balance</u>
18 1510	Interest on Investments	0.00	37,667.86	256,139.23	0.00	(256,139.23)
Subtotal: LOCAL RECIEPTS		0.00	37,667.86	256,139.23	0.00	(256,139.23)
Fund Total:		0.00	37,667.86	256,139.23	0.00	(256,139.23)

Regular; Processing Month 07/2024; Accounts to Include Accounts with Activity

Fund: 19 BUILDING FUND CDARS

<u>Account Number</u>	<u>Description</u>	<u>Revised Budget</u>	<u>During Month</u>	<u>To Date</u>	<u>% of Budget</u>	<u>Budget Balance</u>
19 1510	Interest on Investments	0.00	3,684.99	49,364.61	0.00	(49,364.61)
Subtotal: LOCAL RECIEPTS		0.00	3,684.99	49,364.61	0.00	(49,364.61)
Fund Total:		0.00	3,684.99	49,364.61	0.00	(49,364.61)

Fund: 20 DEPRECIATION CDARS

<u>Account Number</u>	<u>Description</u>	<u>Revised Budget</u>	<u>During Month</u>	<u>To Date</u>	<u>% of Budget</u>	<u>Budget Balance</u>
20 1510	Interest on Investments	0.00	10,344.78	108,701.81	0.00	(108,701.81)
Subtotal: LOCAL RECIEPTS		0.00	10,344.78	108,701.81	0.00	(108,701.81)
Fund Total:		0.00	10,344.78	108,701.81	0.00	(108,701.81)

Fund: 21 ACTIVITY FUND

<u>Account Number</u>	<u>Description</u>	<u>Revised Budget</u>	<u>During Month</u>	<u>To Date</u>	<u>% of Budget</u>	<u>Budget Balance</u>
21 1710 1510	Interest on Investments	0.00	40.64	823.80	0.00	(823.80)
21 1990 0100	HS Athletics	0.00	375.00	(73,215.84)	0.00	73,215.84
21 1990 0101	BMS Athletics	0.00	0.00	21,616.99	0.00	(21,616.99)
21 1990 0102	BSMS Athletics	0.00	0.00	23,012.85	0.00	(23,012.85)
21 1990 0105	Football	0.00	2,066.30	61,432.65	0.00	(61,432.65)
21 1990 0110	BMS Football	0.00	0.00	812.80	0.00	(812.80)
21 1990 0111	Varsity Track	0.00	0.00	11,059.90	0.00	(11,059.90)
21 1990 0112	BMS Track	0.00	0.00	592.50	0.00	(592.50)
21 1990 0113	Athletic Training	0.00	0.00	15,107.40	0.00	(15,107.40)
21 1990 0114	Uniforms	0.00	0.00	16,425.00	0.00	(16,425.00)
21 1990 0115	Volleyball	0.00	793.80	11,950.39	0.00	(11,950.39)
21 1990 0116	Lodging/Meals	0.00	0.00	6,500.00	0.00	(6,500.00)
21 1990 0117	Dues/Fees	0.00	0.00	491.81	0.00	(491.81)
21 1990 0118	Cross Country Club	0.00	614.45	3,443.65	0.00	(3,443.65)
21 1990 0119	Baseball	0.00	0.00	9,805.96	0.00	(9,805.96)
21 1990 0120	BMS Volleyball	0.00	0.00	2,071.05	0.00	(2,071.05)
21 1990 0121	BSMS Football	0.00	0.00	2,094.75	0.00	(2,094.75)
21 1990 0122	BSMS Track	0.00	0.00	972.50	0.00	(972.50)
21 1990 0123	BSMS Volleyball	0.00	0.00	3,257.53	0.00	(3,257.53)
21 1990 0124	BSMS Boys' Basketball	0.00	0.00	2,668.56	0.00	(2,668.56)
21 1990 0125	Boys' Basketball	0.00	333.15	18,650.70	0.00	(18,650.70)
21 1990 0130	BMS Boys' Basketball	0.00	0.00	1,674.05	0.00	(1,674.05)
21 1990 0135	Girls' Basketball	0.00	0.00	11,433.43	0.00	(11,433.43)
21 1990 0140	BMS Girls' Basketball	0.00	0.00	1,132.00	0.00	(1,132.00)
21 1990 0141	Baseball Club	0.00	0.00	11,851.99	0.00	(11,851.99)
21 1990 0142	Volleyball Club	0.00	195.00	9,960.94	0.00	(9,960.94)
21 1990 0143	BSMS Girls' Basketball	0.00	0.00	1,638.30	0.00	(1,638.30)
21 1990 0145	Cross Country	0.00	0.00	2,060.00	0.00	(2,060.00)
21 1990 0146	BMS Cross Country	0.00	0.00	175.00	0.00	(175.00)
21 1990 0150	Boys' Golf	0.00	0.00	7,140.00	0.00	(7,140.00)
21 1990 0151	Softball Club	0.00	0.00	8,970.44	0.00	(8,970.44)
21 1990 0152	Boys' Soccer	0.00	0.00	8,482.66	0.00	(8,482.66)
21 1990 0153	Boys' Soccer Fundraising	0.00	317.92	9,003.11	0.00	(9,003.11)
21 1990 0155	Girls' Golf	0.00	0.00	5,370.00	0.00	(5,370.00)
21 1990 0156	Girls' Tennis	0.00	0.00	3,750.00	0.00	(3,750.00)
21 1990 0164	Girls' Soccer	0.00	0.00	9,366.40	0.00	(9,366.40)
21 1990 0165	Girls' Soccer Fundraising	0.00	0.00	2,048.84	0.00	(2,048.84)
21 1990 0166	Girls' Tennis Club	0.00	0.00	1,288.70	0.00	(1,288.70)
21 1990 0180	Wrestling	0.00	13.60	11,834.71	0.00	(11,834.71)
21 1990 0185	BMS Wrestling	0.00	0.00	549.00	0.00	(549.00)
21 1990 0186	BSMS Wrestling	0.00	0.00	1,010.90	0.00	(1,010.90)
21 1990 0190	Girls' Softball	0.00	0.00	3,802.00	0.00	(3,802.00)
21 1990 0191	Unified Bowling	0.00	0.00	1,250.00	0.00	(1,250.00)

Regular; Processing Month 07/2024; Accounts to Include Accounts with Activity

Fund: 21 ACTIVITY FUND						
<u>Account Number</u>	<u>Description</u>	<u>Revised Budget</u>	<u>During Month</u>	<u>To Date</u>	<u>% of Budget</u>	<u>Budget Balance</u>
21 1990 0193	Girls' Golf Club	0.00	0.00	2,105.00	0.00	(2,105.00)
21 1990 0194	Unified Bowling Club	0.00	0.00	900.00	0.00	(900.00)
21 1990 0195	Track Club	0.00	0.00	17,437.63	0.00	(17,437.63)
21 1990 0196	Football Club	0.00	0.00	30,897.66	0.00	(30,897.66)
21 1990 0197	Wrestling Club	0.00	0.00	6,025.50	0.00	(6,025.50)
21 1990 0200	Band	0.00	0.00	17,030.89	0.00	(17,030.89)
21 1990 0220	HE Band Resale	0.00	0.00	2,877.00	0.00	(2,877.00)
21 1990 0221	AP Band Resale	0.00	0.00	564.94	0.00	(564.94)
21 1990 0250	Band Fundraising	0.00	0.00	0.00	0.00	0.00
21 1990 0300	Dance Team	0.00	0.00	68,129.52	0.00	(68,129.52)
21 1990 0351	Wrestling Cheerleading	0.00	0.00	(877.34)	0.00	877.34
21 1990 0355	Varsity Cheerleading	0.00	9,912.88	47,978.41	0.00	(47,978.41)
21 1990 0425	Prom	0.00	0.00	15,102.00	0.00	(15,102.00)
21 1990 0450	Skills USA/VICA	0.00	0.00	1,493.17	0.00	(1,493.17)
21 1990 0511	AP Student Council	0.00	0.00	780.00	0.00	(780.00)
21 1990 0512	SE Student Council	0.00	0.00	1,646.66	0.00	(1,646.66)
21 1990 0550	BE Miscellaneous	0.00	0.00	5,042.27	0.00	(5,042.27)
21 1990 0557	PC Miscellaneous	0.00	125.00	3,704.20	0.00	(3,704.20)
21 1990 0558	PC Yearbook	0.00	0.00	50.60	0.00	(50.60)
21 1990 0559	Washington DC Trip	0.00	0.00	6,059.89	0.00	(6,059.89)
21 1990 0560	HE Miscellaneous	0.00	58.20	1,501.32	0.00	(1,501.32)
21 1990 0561	AP Miscellaneous	0.00	0.00	9,189.33	0.00	(9,189.33)
21 1990 0567	SE Miscellaneous	0.00	0.00	3,952.87	0.00	(3,952.87)
21 1990 0568	SE Yearbook	0.00	0.00	620.00	0.00	(620.00)
21 1990 0590	BE Student Council	0.00	0.00	1,307.36	0.00	(1,307.36)
21 1990 0600	FBLA	0.00	0.00	2,501.00	0.00	(2,501.00)
21 1990 0650	Fine Arts	0.00	898.05	898.05	0.00	(898.05)
21 1990 0651	Play Products	0.00	0.00	929.00	0.00	(929.00)
21 1990 0652	Speech	0.00	0.00	2,828.34	0.00	(2,828.34)
21 1990 0720	French	0.00	0.00	1,050.32	0.00	(1,050.32)
21 1990 0750	Journalism	0.00	0.00	2,460.00	0.00	(2,460.00)
21 1990 0800	High School Misc	0.00	8,520.24	24,092.12	0.00	(24,092.12)
21 1990 0801	First Robotics	0.00	0.00	2,606.20	0.00	(2,606.20)
21 1990 0802	Quiz Bowl	0.00	0.00	710.00	0.00	(710.00)
21 1990 0804	Multi Cultural Club	0.00	0.00	379.00	0.00	(379.00)
21 1990 0805	Youth Boys' Basketball	0.00	0.00	14,119.27	0.00	(14,119.27)
21 1990 0806	Outdoor Club	0.00	0.00	890.00	0.00	(890.00)
21 1990 0807	Key Club	0.00	0.00	545.10	0.00	(545.10)
21 1990 0809	National Honor Society	0.00	0.00	140.00	0.00	(140.00)
21 1990 0811	Prism Club	0.00	0.00	1,200.00	0.00	(1,200.00)
21 1990 0825	Youth Girls' Basketball	0.00	200.00	10,336.16	0.00	(10,336.16)
21 1990 0830	PSAT/AP	0.00	0.00	1,907.00	0.00	(1,907.00)
21 1990 0845	BMS Yearbook	0.00	0.00	1,800.00	0.00	(1,800.00)
21 1990 0846	BSMS Yearbook	0.00	0.00	1,435.00	0.00	(1,435.00)
21 1990 0855	Boys' Youth Golf	0.00	208.28	5,555.74	0.00	(5,555.74)
21 1990 0856	Girls' Youth Golf	0.00	0.00	1,750.00	0.00	(1,750.00)
21 1990 0875	Wellness	0.00	0.00	1,635.00	0.00	(1,635.00)
21 1990 0880	Facilities Use	0.00	3,230.00	33,210.00	0.00	(33,210.00)
21 1990 0890	HS Student Senate	0.00	0.00	12,831.12	0.00	(12,831.12)
21 1990 0891	BMS Student Senate	0.00	0.00	484.00	0.00	(484.00)
21 1990 0892	BMS Cooking Club	0.00	0.00	1,747.00	0.00	(1,747.00)
21 1990 0893	BMS Miscellaneous	0.00	0.00	2,873.23	0.00	(2,873.23)
21 1990 0894	BSMS Student Senate	0.00	0.00	1,905.00	0.00	(1,905.00)
21 1990 0895	BSMS Cooking Club	0.00	0.00	1,275.00	0.00	(1,275.00)

Regular; Processing Month 07/2024; Accounts to Include Accounts with Activity

Fund: 21 ACTIVITY FUND

<u>Account Number</u>	<u>Description</u>	<u>Revised Budget</u>	<u>During Month</u>	<u>To Date</u>	<u>% of Budget</u>	<u>Budget Balance</u>
21 1990 0896	BSMS Miscellaneous	0.00	0.00	4,171.61	0.00	(4,171.61)
21 1990 0900	Music	0.00	0.00	2,147.75	0.00	(2,147.75)
21 1990 0910	Musical	0.00	0.00	25,278.50	0.00	(25,278.50)
21 1990 0955	Shop	0.00	0.00	2,056.00	0.00	(2,056.00)
21 1990 0970	HS Library	0.00	0.00	31.81	0.00	(31.81)
21 1990 0971	PC Library	0.00	0.00	6,262.94	0.00	(6,262.94)
21 1990 0972	SE Library	0.00	0.00	5,580.80	0.00	(5,580.80)
21 1990 0975	BE Library	0.00	0.00	1,797.03	0.00	(1,797.03)
21 1990 0976	AP Library	0.00	0.00	7,004.89	0.00	(7,004.89)
21 1990 0995	HE Library	0.00	0.00	3,517.99	0.00	(3,517.99)
21 1990 0996	BMS Library	0.00	0.00	2,113.73	0.00	(2,113.73)
21 1990 0997	BSMS Library	0.00	23.44	2,129.41	0.00	(2,129.41)
Subtotal: LOCAL RECIEPTS		0.00	27,925.95	693,071.41	0.00	(693,071.41)
Fund Total:		0.00	27,925.95	693,071.41	0.00	(693,071.41)

Fund: 22 STUDENT FEE FUND

<u>Account Number</u>	<u>Description</u>	<u>Revised Budget</u>	<u>During Month</u>	<u>To Date</u>	<u>% of Budget</u>	<u>Budget Balance</u>
22 1741 5100	Cooperative Loss	0.00	2,662.51	15,080.90	0.00	(15,080.90)
Subtotal: LOCAL RECIEPTS		0.00	2,662.51	15,080.90	0.00	(15,080.90)
Fund Total:		0.00	2,662.51	15,080.90	0.00	(15,080.90)

Fund: 24 QSC BONDS CDARS

<u>Account Number</u>	<u>Description</u>	<u>Revised Budget</u>	<u>During Month</u>	<u>To Date</u>	<u>% of Budget</u>	<u>Budget Balance</u>
24 1510	Interest on Investments	0.00	1,334.01	8,798.54	0.00	(8,798.54)
Subtotal: LOCAL RECIEPTS		0.00	1,334.01	8,798.54	0.00	(8,798.54)
Fund Total:		0.00	1,334.01	8,798.54	0.00	(8,798.54)

Fund: 25 BOND FUND

<u>Account Number</u>	<u>Description</u>	<u>Revised Budget</u>	<u>During Month</u>	<u>To Date</u>	<u>% of Budget</u>	<u>Budget Balance</u>
25 1100	Local Property Taxes	0.00	133,237.71	5,482,358.65	0.00	(5,482,358.65)
25 1510	Interest on Investments	0.00	22,069.40	277,551.40	0.00	(277,551.40)
Subtotal: LOCAL RECIEPTS		0.00	155,307.11	5,759,910.05	0.00	(5,759,910.05)
Fund Total:		0.00	155,307.11	5,759,910.05	0.00	(5,759,910.05)

Fund: 27 UNEMPLOYMENT CDARS

<u>Account Number</u>	<u>Description</u>	<u>Revised Budget</u>	<u>During Month</u>	<u>To Date</u>	<u>% of Budget</u>	<u>Budget Balance</u>
27 1510	Interest on Investments	0.00	1,062.13	11,158.71	0.00	(11,158.71)
Subtotal: LOCAL RECIEPTS		0.00	1,062.13	11,158.71	0.00	(11,158.71)
Fund Total:		0.00	1,062.13	11,158.71	0.00	(11,158.71)

	<u>Revised Budget</u>	<u>During Month</u>	<u>To Date</u>	<u>% of Budget</u>	<u>Budget Balance</u>
Grand Total:	0.00	925,587.40	55,213,069.69	0.00	(55,213,069.69)

Account Number	Account Description	Revised Budget	Expended During Month	Expenditures to Date	% of Budget	Balance at EOM	P/ O Outstanding	Unencumbered Balance
01	GENERAL FUND CHECKING							
1100	REGULAR INSTRUCTIONAL PROGRAMS							
01 1100 110 000	REG INSTR - SALARIES NON-INSTR DIST	40,022.34	3,133.56	35,257.79	88.10	4,764.55	0.00	4,764.55
01 1100 111 000	REG INSTR - SALARIES TEACHERS DIST	151,187.01	12,471.51	137,186.61	90.74	14,000.40	0.00	14,000.40
01 1100 111 001	REG INSTR - SALARIES TEACHERS HS	3,350,292.51	276,226.26	3,064,692.89	91.48	285,599.62	0.00	285,599.62
01 1100 111 002	REG INSTR - SALARIES TEACHERS BE	1,434,966.99	121,896.60	1,325,293.35	92.36	109,673.64	0.00	109,673.64
01 1100 111 003	REG INSTR - SALARIES TEACHERS PC	2,055,001.86	176,025.77	1,900,400.80	92.48	154,601.06	0.00	154,601.06
01 1100 111 004	REG INSTR - SALARIES TEACHERS HE	1,618,381.14	130,252.75	1,460,587.28	90.25	157,793.86	0.00	157,793.86
01 1100 111 005	REG INSTR - SALARIES TEACHERS BMS	1,860,050.79	155,653.95	1,709,354.55	91.90	150,696.24	0.00	150,696.24
01 1100 111 006	REG INSTR - SALARIES TEACHERS AP	1,577,121.07	122,311.53	1,400,714.29	88.81	176,406.78	0.00	176,406.78
01 1100 111 007	REG INSTR - SALARIES TEACHERS SE	1,376,376.41	107,686.79	1,222,424.01	88.81	153,952.40	0.00	153,952.40
01 1100 111 008	REG INSTR - SALARIES TEACHERS BSMS	2,391,176.41	196,095.54	2,184,037.73	91.34	207,138.68	0.00	207,138.68
01 1100 112 001	REG INSTR - SALARIES INSTR AIDES HS	33,127.16	0.00	23,597.82	71.23	9,529.34	0.00	9,529.34
01 1100 112 002	REG INSTR - SALARIES INSTR AIDES BE	0.00	0.00	0.00	0.00	0.00	0.00	0.00
01 1100 112 003	REG INSTR - SALARIES INSTR AIDES PC	0.00	0.00	0.00	0.00	0.00	0.00	0.00
01 1100 112 004	REG INSTR - SALARIES INSTR AIDES HE	0.00	0.00	0.00	0.00	0.00	0.00	0.00
01 1100 112 005	REG INSTR - SALARIES INSTR AIDES BMS	0.00	0.00	0.00	0.00	0.00	0.00	0.00
01 1100 112 006	REG INSTR - SALARIES INSTR AIDES AP	0.00	0.00	0.00	0.00	0.00	0.00	0.00
01 1100 112 007	REG INSTR - SALARIES INSTR AIDES SE	0.00	0.00	0.00	0.00	0.00	0.00	0.00
01 1100 112 008	REG INSTR - SALARIES INSTR AIDES BSMS	0.00	0.00	0.00	0.00	0.00	0.00	0.00
01 1100 120 001	REG INSTR - SUBS NON-INSTR HS	55,810.24	72.55	48,593.35	87.07	7,216.89	0.00	7,216.89
01 1100 120 005	REG INSTR - SUBS NON-INSTR BMS	1,527.04	9.51	1,694.31	110.95	(167.27)	0.00	(167.27)
01 1100 122 001	REG INSTR - SUB AIDES/ASST HS	717.39	0.00	254.38	35.46	463.01	0.00	463.01
01 1100 122 002	REG INSTR - SUB AIDES/ASST BE	74.34	0.00	473.98	637.58	(399.64)	0.00	(399.64)
01 1100 122 003	REG INSTR - SUB AIDES/ASST PC	0.00	0.00	0.00	0.00	0.00	0.00	0.00
01 1100 122 004	REG INSTR - SUB AIDES/ASST HE	0.00	0.00	0.00	0.00	0.00	0.00	0.00
01 1100 122 005	REG INSTR - SUB AIDES/ASST BMS	1,070.52	0.00	976.45	91.21	94.07	0.00	94.07
01 1100 122 006	REG INSTR - SUB AIDES/ASST AP	0.00	0.00	0.00	0.00	0.00	0.00	0.00
01 1100 122 007	REG INSTR - SUB AIDES/ASST SE	215.14	0.00	0.00	0.00	215.14	0.00	215.14
01 1100 122 008	REG INSTR - SUB AIDES/ASST BSMS	1,295.89	0.00	1,118.53	86.31	177.36	0.00	177.36
01 1100 123 001	REG INSTR - SUB TEACHERS HS	108,338.25	0.00	106,650.00	98.44	1,688.25	0.00	1,688.25
01 1100 123 002	REG INSTR - SUB TEACHERS BE	51,700.04	0.00	60,802.50	117.61	(9,102.46)	0.00	(9,102.46)
01 1100 123 003	REG INSTR - SUB TEACHERS PC	59,397.09	0.00	64,672.50	108.88	(5,275.41)	0.00	(5,275.41)
01 1100 123 004	REG INSTR - SUB TEACHERS HE	45,965.90	0.00	82,297.50	179.04	(36,331.60)	0.00	(36,331.60)
01 1100 123 005	REG INSTR - SUB TEACHERS BMS	62,526.91	0.00	58,537.50	93.62	3,989.41	0.00	3,989.41
01 1100 123 006	REG INSTR - SUB TEACHERS AP	42,967.45	0.00	35,947.50	83.66	7,019.95	0.00	7,019.95
01 1100 123 007	REG INSTR - SUB TEACHERS SE	36,135.93	0.00	42,000.00	116.23	(5,864.07)	0.00	(5,864.07)
01 1100 123 008	REG INSTR - SUB TEACHERS BSMS	57,480.55	0.00	72,615.00	126.33	(15,134.45)	0.00	(15,134.45)
01 1100 130 000	REG INSTR - OT SALARIES NON-INSTR DIST	5,604.16	13.69	6,721.58	119.94	(1,117.42)	0.00	(1,117.42)
01 1100 130 001	REG INSTR - OT SALARIES NON-INSTR HS	0.00	0.00	0.00	0.00	0.00	0.00	0.00
01 1100 132 001	REG INSTR - OT SALARIES AIDES HS	787.68	0.00	971.09	123.28	(183.41)	0.00	(183.41)
01 1100 132 002	REG INSTR - OT SALARIES INSTR AIDES BE	0.00	0.00	0.00	0.00	0.00	0.00	0.00
01 1100 132 003	REG INSTR - OT SALARIES INSTR AIDES PC	0.00	0.00	0.00	0.00	0.00	0.00	0.00
01 1100 132 004	REG INSTR - OT SALARIES INSTR AIDES HE	0.00	0.00	0.00	0.00	0.00	0.00	0.00
01 1100 132 006	REG INSTR - OT SALARIES INSTR AIDES AP	0.00	0.00	0.00	0.00	0.00	0.00	0.00
01 1100 132 007	REG INSTR - OT SALARIES INSTR AIDES SE	0.00	0.00	0.00	0.00	0.00	0.00	0.00
01 1100 132 008	REG INSTR - OT SALARIES INSTR AIDES BSMS	0.00	0.00	0.00	0.00	0.00	0.00	0.00
01 1100 150 000	REG INSTR - ADD'L COMP NON-INSTR DIST	321.57	7.91	672.01	208.98	(350.44)	0.00	(350.44)
01 1100 150 001	REG INSTR - ADD'L COMP NON-INSTR HS	5,491.97	0.00	3,275.80	59.65	2,216.17	0.00	2,216.17
01 1100 150 005	REG INSTR - ADD'L COMP NON-INSTR BMS	1,198.82	0.00	600.00	50.05	598.82	0.00	598.82
01 1100 150 008	REG INSTR - ADD'L COMP NON-INSTR BSMS	3,871.68	416.67	5,833.37	150.67	(1,961.69)	0.00	(1,961.69)
01 1100 151 000	REG INSTR - ADD'L COMP TEACHERS DIST	3,531.98	539.94	6,065.50	171.73	(2,533.52)	0.00	(2,533.52)
01 1100 151 001	REG INSTR - ADD'L COMP TEACHERS HS	322,474.26	41,670.71	380,121.67	117.88	(57,647.41)	0.00	(57,647.41)
01 1100 151 002	REG INSTR - ADD'L COMP TEACHERS BE	17,152.60	1,562.12	19,491.74	113.64	(2,339.14)	0.00	(2,339.14)
01 1100 151 003	REG INSTR - ADD'L COMP TEACHERS PC	31,496.22	4,018.56	37,352.21	118.59	(5,855.99)	0.00	(5,855.99)

Account Number	Account Description	Revised Budget	Expended During Month	Expenditures to Date	% of Budget	Balance at EOM	P/ O Outstanding	Unencumbered Balance
01 1100 151 004	REG INSTR - ADD'L COMP TEACHERS HE	25,170.36	7,971.04	34,216.67	135.94	(9,046.31)	0.00	(9,046.31)
01 1100 151 005	REG INSTR - ADD'L COMP TEACHERS BMS	72,256.23	10,024.07	95,946.70	132.79	(23,690.47)	0.00	(23,690.47)
01 1100 151 006	REG INSTR - ADD'L COMP TEACHERS AP	20,323.19	2,855.20	25,274.60	124.36	(4,951.41)	0.00	(4,951.41)
01 1100 151 007	REG INSTR - ADD'L COMP TEACHERS SE	20,080.85	2,826.17	21,164.05	105.39	(1,083.20)	0.00	(1,083.20)
01 1100 151 008	REG INSTR - ADD'L COMP TEACHERS BSMS	86,075.96	16,272.47	101,882.26	118.36	(15,806.30)	0.00	(15,806.30)
01 1100 152 001	REG INSTR - ADD'L COMP AIDES HS	48.72	0.00	0.00	0.00	48.72	0.00	48.72
01 1100 152 002	REG INSTR - ADD'L COMP AIDES BE	0.00	0.00	0.00	0.00	0.00	0.00	0.00
01 1100 152 003	REG INSTR - ADD'L COMP AIDES PC	0.00	0.00	0.00	0.00	0.00	0.00	0.00
01 1100 152 004	REG INSTR - ADD'L COMP AIDES HE	0.00	0.00	0.00	0.00	0.00	0.00	0.00
01 1100 152 005	REG INSTR - ADD'L COMP AIDES BMS	0.00	0.00	0.00	0.00	0.00	0.00	0.00
01 1100 152 006	REG INSTR - ADD'L COMP AIDES AP	0.00	0.00	0.00	0.00	0.00	0.00	0.00
01 1100 152 007	REG INSTR - ADD'L COMP AIDES SE	0.00	0.00	0.00	0.00	0.00	0.00	0.00
01 1100 152 008	REG INSTR - ADD'L COMP AIDES BSMS	0.00	0.00	0.00	0.00	0.00	0.00	0.00
01 1100 210 000	REG INSTR - GROUP INS NON-INSTR DIST	71.63	5.20	52.00	72.60	19.63	0.00	19.63
01 1100 211 000	REG INSTR - GROUP INS TEACHERS/PROF DIST	48,260.16	4,006.08	44,056.48	91.29	4,203.68	0.00	4,203.68
01 1100 211 001	REG INSTR - GROUP INS TEACHERS/PROF HS	799,433.93	66,210.34	729,030.68	91.19	70,403.25	0.00	70,403.25
01 1100 211 002	REG INSTR - GROUP INS TEACHERS/PROF BE	431,485.31	36,361.29	398,958.99	92.46	32,526.32	0.00	32,526.32
01 1100 211 003	REG INSTR - GROUP INS TEACHERS/PROF PC	516,596.93	45,056.83	481,306.79	93.17	35,290.14	0.00	35,290.14
01 1100 211 004	REG INSTR - GROUP INS TEACHERS/PROF HE	409,015.01	34,025.19	372,878.52	91.16	36,136.49	0.00	36,136.49
01 1100 211 005	REG INSTR - GROUP INS TEACHERS/PROF BMS	329,908.27	32,170.79	321,566.42	97.47	8,341.85	0.00	8,341.85
01 1100 211 006	REG INSTR - GROUP INS TEACHERS/PROF AP	465,827.11	39,345.31	429,746.55	92.25	36,080.56	0.00	36,080.56
01 1100 211 007	REG INSTR - GROUP INS TEACHERS/PROF SE	383,169.73	32,168.89	352,037.99	91.88	31,131.74	0.00	31,131.74
01 1100 211 008	REG INSTR - GROUP INS TEACHERS/PROF BSMS	523,214.93	47,285.17	497,966.34	95.17	25,248.59	0.00	25,248.59
01 1100 212 001	REG INSTR - GROUP INS AIDES HS	119.38	34.74	376.94	315.75	(257.56)	0.00	(257.56)
01 1100 212 002	REG INSTR - GROUP INS AIDES BE	0.00	0.00	0.00	0.00	0.00	0.00	0.00
01 1100 212 003	REG INSTR - GROUP INS AIDES PC	0.00	0.00	0.00	0.00	0.00	0.00	0.00
01 1100 212 004	REG INSTR - GROUP INS AIDES HE	0.00	0.00	0.00	0.00	0.00	0.00	0.00
01 1100 212 005	REG INSTR - GROUP INS AIDES BMS	0.00	0.00	0.00	0.00	0.00	0.00	0.00
01 1100 212 006	REG INSTR - GROUP INS AIDES AP	0.00	0.00	0.00	0.00	0.00	0.00	0.00
01 1100 212 007	REG INSTR - GROUP INS AIDES SE	0.00	0.00	0.00	0.00	0.00	0.00	0.00
01 1100 212 008	REG INSTR - GROUP INS AIDES BSMS	0.00	0.00	0.00	0.00	0.00	0.00	0.00
01 1100 220 000	REG INSTR - SOC SEC NON-INSTR DIST	3,773.47	277.71	3,662.54	97.06	110.93	0.00	110.93
01 1100 220 001	REG INSTR - SOC SEC NON-INSTR HS	3,750.31	5.55	3,967.96	105.80	(217.65)	0.00	(217.65)
01 1100 220 005	REG INSTR - SOC SEC NON-INSTR BMS	237.75	0.73	175.51	73.82	62.24	0.00	62.24
01 1100 220 008	REG INSTR - SOC SEC NON-INSTR BSMS	379.71	31.87	446.22	117.52	(66.51)	0.00	(66.51)
01 1100 221 000	REG INSTR - SOC SEC TEACHERS DIST	11,822.11	1,012.01	10,996.27	93.01	825.84	0.00	825.84
01 1100 221 001	REG INSTR - SOC SEC TEACHERS HS	283,293.48	24,303.39	263,473.32	93.00	19,820.16	0.00	19,820.16
01 1100 221 002	REG INSTR - SOC SEC TEACHERS BE	108,366.74	9,524.22	103,525.13	95.53	4,841.61	0.00	4,841.61
01 1100 221 003	REG INSTR - SOC SEC TEACHERS PC	157,593.59	13,734.95	148,134.65	94.00	9,458.94	0.00	9,458.94
01 1100 221 004	REG INSTR - SOC SEC TEACHERS HE	122,652.80	10,479.61	113,259.12	92.34	9,393.68	0.00	9,393.68
01 1100 221 005	REG INSTR - SOC SEC TEACHERS BMS	148,457.68	12,775.47	139,828.40	94.19	8,629.28	0.00	8,629.28
01 1100 221 006	REG INSTR - SOC SEC TEACHERS AP	111,080.30	9,359.79	103,498.17	93.17	7,582.13	0.00	7,582.13
01 1100 221 007	REG INSTR - SOC SEC TEACHERS SE	97,264.55	8,467.19	92,073.36	94.66	5,191.19	0.00	5,191.19
01 1100 221 008	REG INSTR - SOC SEC TEACHERS BSMS	188,395.62	16,229.83	174,864.97	92.82	13,530.65	0.00	13,530.65
01 1100 222 001	REG INSTR - SOC SEC AIDES HS	2,494.51	0.00	1,857.80	74.48	636.71	0.00	636.71
01 1100 222 002	REG INSTR - SOC SEC AIDES BE	5.84	0.00	36.26	620.89	(30.42)	0.00	(30.42)
01 1100 222 003	REG INSTR - SOC SEC AIDES PC	0.00	0.00	0.00	0.00	0.00	0.00	0.00
01 1100 222 004	REG INSTR - SOC SEC AIDES HE	0.00	0.00	0.00	0.00	0.00	0.00	0.00
01 1100 222 005	REG INSTR - SOC SEC AIDES BMS	84.26	0.00	74.67	88.62	9.59	0.00	9.59
01 1100 222 006	REG INSTR - SOC SEC AIDES AP	0.00	0.00	0.00	0.00	0.00	0.00	0.00
01 1100 222 007	REG INSTR - SOC SEC AIDES SE	0.00	0.00	0.00	0.00	0.00	0.00	0.00
01 1100 222 008	REG INSTR - SOC SEC AIDES BSMS	102.02	0.00	85.58	83.89	16.44	0.00	16.44
01 1100 223 001	REG INSTR - SOC SEC SUB TEACHERS HS	7,526.23	0.00	8,158.86	108.41	(632.63)	0.00	(632.63)
01 1100 223 002	REG INSTR - SOC SEC SUB TEACHERS BE	4,068.91	0.00	4,651.15	114.31	(582.24)	0.00	(582.24)
01 1100 223 003	REG INSTR - SOC SEC SUB TEACHERS PC	4,674.69	0.00	4,947.68	105.84	(272.99)	0.00	(272.99)

Account Number	Account Description	Revised Budget	Expended During Month	Expenditures to Date	% of Budget	Balance at EOM	P/ O Outstanding	Unencumbered Balance
01 1100 223 004	REG INSTR - SOC SEC SUB TEACHERS HE	3,617.68	0.00	6,295.68	174.03	(2,678.00)	0.00	(2,678.00)
01 1100 223 005	REG INSTR - SOC SEC SUB TEACHERS BMS	4,920.96	0.00	4,478.19	91.00	442.77	0.00	442.77
01 1100 223 006	REG INSTR - SOC SEC SUB TEACHERS AP	2,381.53	0.00	2,750.10	115.48	(368.57)	0.00	(368.57)
01 1100 223 007	REG INSTR - SOC SEC SUB TEACHERS SE	2,843.97	0.00	3,213.61	113.00	(369.64)	0.00	(369.64)
01 1100 223 008	REG INSTR - SOC SEC SUB TEACHERS BSMS	4,523.98	0.00	5,555.34	122.80	(1,031.36)	0.00	(1,031.36)
01 1100 230 000	REG INSTR - RETIREMENT NON-INSTR DIST	3,276.27	231.32	3,128.46	95.49	147.81	0.00	147.81
01 1100 230 001	REG INSTR - RETIREMENT NON-INSTR HS	516.44	0.00	235.56	45.61	280.88	0.00	280.88
01 1100 230 005	REG INSTR - RETIREMENT NON-INSTR BMS	109.75	0.00	44.08	40.16	65.67	0.00	65.67
01 1100 230 008	REG INSTR - RETIREMENT NON-INSTR BSMS	138.59	0.00	88.20	63.64	50.39	0.00	50.39
01 1100 231 000	REG INSTR - RETIREMENT TEACHERS DIST	11,327.68	954.34	10,507.03	92.76	820.65	0.00	820.65
01 1100 231 001	REG INSTR - RETIREMENT TEACHERS HS	275,185.48	22,329.10	251,209.29	91.29	23,976.19	0.00	23,976.19
01 1100 231 002	REG INSTR - RETIREMENT TEACHERS BE	105,393.40	9,052.16	98,598.73	93.55	6,794.67	0.00	6,794.67
01 1100 231 003	REG INSTR - RETIREMENT TEACHERS PC	153,608.87	13,060.00	141,398.19	92.05	12,210.68	0.00	12,210.68
01 1100 231 004	REG INSTR - RETIREMENT TEACHERS HE	121,679.11	9,675.59	108,767.63	89.39	12,911.48	0.00	12,911.48
01 1100 231 005	REG INSTR - RETIREMENT TEACHERS BMS	144,993.00	11,980.77	132,144.87	91.14	12,848.13	0.00	12,848.13
01 1100 231 006	REG INSTR - RETIREMENT TEACHERS AP	109,886.30	9,104.09	101,390.54	92.27	8,495.76	0.00	8,495.76
01 1100 231 007	REG INSTR - RETIREMENT TEACHERS SE	97,357.89	8,010.64	87,993.23	90.38	9,364.66	0.00	9,364.66
01 1100 231 008	REG INSTR - RETIREMENT TEACHERS BSMS	180,665.53	14,908.46	166,807.91	92.33	13,857.62	0.00	13,857.62
01 1100 232 001	REG INSTR - RETIREMENT AIDES HS	2,424.77	0.00	1,736.68	71.62	688.09	0.00	688.09
01 1100 232 002	REG INSTR - RETIREMENT AIDES BE	0.00	0.00	0.00	0.00	0.00	0.00	0.00
01 1100 232 003	REG INSTR - RETIREMENT AIDES PC	0.00	0.00	0.00	0.00	0.00	0.00	0.00
01 1100 232 004	REG INSTR - RETIREMENT AIDES HE	0.00	0.00	0.00	0.00	0.00	0.00	0.00
01 1100 232 005	REG INSTR - RETIREMENT AIDES BMS	0.00	0.00	0.00	0.00	0.00	0.00	0.00
01 1100 232 006	REG INSTR - RETIREMENT AIDES AP	0.00	0.00	0.00	0.00	0.00	0.00	0.00
01 1100 232 007	REG INSTR - RETIREMENT AIDES SE	0.00	0.00	0.00	0.00	0.00	0.00	0.00
01 1100 232 008	REG INSTR - RETIREMENT AIDES BSMS	0.00	0.00	0.00	0.00	0.00	0.00	0.00
01 1100 233 001	REG INSTR - RETIREMENT SUB TEACHERS HS	0.00	0.00	0.00	0.00	0.00	0.00	0.00
01 1100 233 002	REG INSTR - RETIREMENT SUB TEACHERS BE	0.00	0.00	0.00	0.00	0.00	0.00	0.00
01 1100 233 003	REG INSTR - RETIREMENT SUB TEACHERS PC	185.76	0.00	303.14	163.19	(117.38)	0.00	(117.38)
01 1100 233 004	REG INSTR - RETIREMENT SUB TEACHERS HE	33.17	0.00	2,056.15	6,198.82	(2,022.98)	0.00	(2,022.98)
01 1100 233 005	REG INSTR - RETIREMENT SUB TEACHERS BMS	39.80	0.00	24.26	60.95	15.54	0.00	15.54
01 1100 233 006	REG INSTR - RETIREMENT SUB TEACHERS AP	252.08	0.00	145.52	57.73	106.56	0.00	106.56
01 1100 233 007	REG INSTR - RETIREMENT SUB TEACHERS SE	0.00	0.00	48.51	0.00	(48.51)	0.00	(48.51)
01 1100 233 008	REG INSTR - RETIREMENT SUB TEACHERS BSMS	0.00	0.00	157.69	0.00	(157.69)	0.00	(157.69)
01 1100 237 000	REG INSTR - INCR RET CONTR DIST	1,239.48	407.77	4,689.37	378.33	(3,449.89)	0.00	(3,449.89)
01 1100 237 001	REG INSTR - INCR RET CONTR HS	95,673.50	7,679.36	87,067.37	91.00	8,606.13	0.00	8,606.13
01 1100 237 002	REG INSTR - INCR RET CONTR BE	36,251.33	3,113.19	33,910.04	93.54	2,341.29	0.00	2,341.29
01 1100 237 003	REG INSTR - INCR RET CONTR PC	55,644.11	4,491.54	48,733.71	87.58	6,910.40	0.00	6,910.40
01 1100 237 004	REG INSTR - INCR RET CONTR HE	43,922.80	3,327.61	38,114.30	86.78	5,808.50	0.00	5,808.50
01 1100 237 005	REG INSTR - INCR RET CONTR BMS	49,916.76	4,120.40	45,350.94	90.85	4,565.82	0.00	4,565.82
01 1100 237 006	REG INSTR - INCR RET CONTR AP	35,470.99	3,131.09	34,920.30	98.45	550.69	0.00	550.69
01 1100 237 007	REG INSTR - INCR RET CONTR SE	35,854.11	2,754.98	30,278.97	84.45	5,575.14	0.00	5,575.14
01 1100 237 008	REG INSTR - INCR RET CONTR BSMS	58,767.64	5,127.32	57,453.18	97.76	1,314.46	0.00	1,314.46
01 1100 260 000	UNEMPLOY COMP NON-INSTR DIST	0.00	0.00	0.00	0.00	0.00	0.00	0.00
01 1100 271 001	REG INSTR - WORK COMP TEACHERS HS	23,000.00	0.00	17,974.25	78.15	5,025.75	0.00	5,025.75
01 1100 271 002	REG INSTR - WORK COMP TEACHERS BE	23,000.00	0.00	17,974.25	78.15	5,025.75	0.00	5,025.75
01 1100 271 003	REG INSTR - WORK COMP TEACHERS PC	23,000.00	0.00	17,974.25	78.15	5,025.75	0.00	5,025.75
01 1100 271 004	REG INSTR - WORK COMP TEACHERS HE	23,000.00	0.00	17,974.25	78.15	5,025.75	0.00	5,025.75
01 1100 271 005	REG INSTR - WORK COMP TEACHERS BMS	23,000.00	0.00	17,974.25	78.15	5,025.75	0.00	5,025.75
01 1100 271 006	REG INSTR - WORK COMP TEACHERS AP	23,000.00	0.00	17,974.25	78.15	5,025.75	0.00	5,025.75
01 1100 271 007	REG INSTR - WORK COMP TEACHERS SE	23,000.00	0.00	17,974.25	78.15	5,025.75	0.00	5,025.75
01 1100 271 008	REG INSTR - WORK COMP TEACHERS BSMS	23,000.00	0.00	17,974.25	78.15	5,025.75	0.00	5,025.75
01 1100 280 000	REG INSTR - HEALTH BEN NON-INSTR DIST	4,107.64	475.00	5,225.00	127.20	(1,117.36)	0.00	(1,117.36)
01 1100 281 000	REG INSTR - HEALTH BEN TEACHERS DIST	4,107.64	475.00	3,325.00	80.95	782.64	0.00	782.64
01 1100 281 001	REG INSTR - HEALTH BEN TEACHERS HS	71,014.54	8,310.40	92,154.82	129.77	(21,140.28)	0.00	(21,140.28)

Account Number	Account Description	Revised Budget	Expended During Month	Expenditures to Date	% of Budget	Balance at EOM	P/ O Outstanding	Unencumbered Balance
01 1100 580 006	REG INSTR - TRAVEL & MILEAGE AP	750.00	0.00	1,107.16	147.62	(357.16)	0.00	(357.16)
01 1100 580 006 001	REG INSTR - TRAVEL & MILEAGE GRADE 1 AP	0.00	0.00	0.00	0.00	0.00	0.00	0.00
01 1100 580 006 002	REG INSTR - TRAVEL & MILEAGE GRADE 2 AP	0.00	0.00	0.00	0.00	0.00	0.00	0.00
01 1100 580 006 003	REG INSTR - TRAVEL & MILEAGE GRADE 3 AP	0.00	0.00	0.00	0.00	0.00	0.00	0.00
01 1100 580 006 004	REG INSTR - TRAVEL & MILEAGE GRADE 4 AP	0.00	0.00	0.00	0.00	0.00	0.00	0.00
01 1100 580 006 005	REG INSTR - TRAVEL & MILEAGE GRADE 5 AP	0.00	0.00	0.00	0.00	0.00	0.00	0.00
01 1100 580 006 007	REG INSTR - TRAVEL & MILEAGE KDG AP	0.00	0.00	0.00	0.00	0.00	0.00	0.00
01 1100 580 006 060	REG INSTR - TRAVEL & MILEAGE PE AP	0.00	0.00	0.00	0.00	0.00	0.00	0.00
01 1100 580 006 080	REG INSTR - TRAVEL & MILEAGE ART AP	0.00	0.00	0.00	0.00	0.00	0.00	0.00
01 1100 580 006 081	REG INSTR - TRAVEL & MILEAGE VOC MUS AP	0.00	0.00	15.07	0.00	(15.07)	0.00	(15.07)
01 1100 580 006 082	REG INSTR - TRAVEL & MILEAGE INST MUS AP	0.00	0.00	0.00	0.00	0.00	0.00	0.00
01 1100 580 007	REG INSTR - TRAVEL & MILEAGE SE	750.00	0.00	0.00	0.00	750.00	0.00	750.00
01 1100 580 007 001	REG INSTR - TRAVEL & MILEAGE GRADE 1 SE	0.00	0.00	0.00	0.00	0.00	0.00	0.00
01 1100 580 007 002	REG INSTR - TRAVEL & MILEAGE GRADE 2 SE	0.00	0.00	0.00	0.00	0.00	0.00	0.00
01 1100 580 007 003	REG INSTR - TRAVEL & MILEAGE GRADE 3 SE	0.00	0.00	0.00	0.00	0.00	0.00	0.00
01 1100 580 007 004	REG INSTR - TRAVEL & MILEAGE GRADE 4 SE	0.00	0.00	0.00	0.00	0.00	0.00	0.00
01 1100 580 007 005	REG INSTR - TRAVEL & MILEAGE GRADE 5 SE	0.00	0.00	0.00	0.00	0.00	0.00	0.00
01 1100 580 007 007	REG INSTR - TRAVEL & MILEAGE KDG SE	0.00	0.00	0.00	0.00	0.00	0.00	0.00
01 1100 580 007 060	REG INSTR - TRAVEL & MILEAGE PE SE	0.00	0.00	0.00	0.00	0.00	0.00	0.00
01 1100 580 007 080	REG INSTR - TRAVEL & MILEAGE ART SE	0.00	0.00	50.13	0.00	(50.13)	0.00	(50.13)
01 1100 580 007 081	REG INSTR - TRAVEL & MILEAGE VOC MUS SE	0.00	0.00	60.26	0.00	(60.26)	0.00	(60.26)
01 1100 580 007 082	REG INSTR - TRAVEL & MILEAGE INST MUS SE	0.00	0.00	0.00	0.00	0.00	0.00	0.00
01 1100 580 008	REG INSTR - TRAVEL & MILEAGE BSMS	750.00	0.00	0.00	0.00	750.00	0.00	750.00
01 1100 580 008 015	REG INSTR - TRAVEL & MILEAGE ENGLISH BSMS	0.00	0.00	0.00	0.00	0.00	0.00	0.00
01 1100 580 008 018	REG INSTR - TRAVEL & MILEAGE READING BSMS	0.00	0.00	0.00	0.00	0.00	0.00	0.00
01 1100 580 008 019	REG INSTR - TRAVEL & MILEAGE SPEECH BSMS	0.00	0.00	0.00	0.00	0.00	0.00	0.00
01 1100 580 008 022	REG INSTR - TRAVEL & MILEAGE LANGUAGE BSMS	0.00	0.00	0.00	0.00	0.00	0.00	0.00
01 1100 580 008 030	REG INSTR - TRAVEL & MILEAGE SOC STUD BSMS	0.00	0.00	0.00	0.00	0.00	0.00	0.00
01 1100 580 008 040	REG INSTR - TRAVEL & MILEAGE MATH BSMS	0.00	0.00	0.00	0.00	0.00	0.00	0.00
01 1100 580 008 050	REG INSTR - TRAVEL & MILEAGE T&L BSMS	0.00	0.00	0.00	0.00	0.00	0.00	0.00
01 1100 580 008 054	REG INSTR - TRAVEL & MILEAGE COMPUTER BSMS	0.00	0.00	0.00	0.00	0.00	0.00	0.00
01 1100 580 008 060	REG INSTR - TRAVEL & MILEAGE PE BSMS	0.00	0.00	0.00	0.00	0.00	0.00	0.00
01 1100 580 008 070	REG INSTR - TRAVEL & MILEAGE SCIENCE BSMS	0.00	0.00	0.00	0.00	0.00	0.00	0.00
01 1100 580 008 080	REG INSTR - TRAVEL & MILEAGE ART BSMS	0.00	0.00	0.00	0.00	0.00	0.00	0.00
01 1100 580 008 081	REG INSTR - TRAVEL & MILEAGE VOC MUS BSMS	0.00	0.00	83.37	0.00	(83.37)	0.00	(83.37)
01 1100 580 008 082	REG INSTR - TRAVEL & MILEAGE INST MUS BSMS	0.00	0.00	178.21	0.00	(178.21)	0.00	(178.21)
01 1100 580 008 083	REG INSTR - TRAVEL & MILEAGE GEN MUS BSMS	0.00	0.00	0.00	0.00	0.00	0.00	0.00
01 1100 590 001	REG INSTR - PURCHASED SERVICES HS	0.00	2,500.00	25,000.00	0.00	(25,000.00)	0.00	(25,000.00)
01 1100 590 002	REG INSTR - PURCHASED SERVICES BE	0.00	0.00	0.00	0.00	0.00	0.00	0.00
01 1100 590 003	REG INSTR - PURCHASED SERVICES PC	0.00	0.00	0.00	0.00	0.00	0.00	0.00
01 1100 590 004	REG INSTR - PURCHASED SERVICES HE	0.00	0.00	0.00	0.00	0.00	0.00	0.00
01 1100 590 005	REG INSTR - PURCHASED SERVICES BMS	0.00	0.00	0.00	0.00	0.00	0.00	0.00
01 1100 590 006	REG INSTR - PURCHASED SERVICES AP	0.00	0.00	0.00	0.00	0.00	0.00	0.00
01 1100 590 007	REG INSTR - PURCHASED SERVICES SE	0.00	0.00	0.00	0.00	0.00	0.00	0.00
01 1100 590 008	REG INSTR - PURCHASED SERVICES BSMS	0.00	0.00	0.00	0.00	0.00	0.00	0.00
01 1100 610 000	REG INSTR - SUPPLIES DISTRICT	5,000.00	468.25	84,362.11	1,687.25	(79,362.11)	0.14	(79,362.25)
01 1100 610 000 611	REG INSTR - TESTING SUPPLIES DISTRICT	0.00	0.00	0.00	0.00	0.00	0.00	0.00
01 1100 610 001	REG INSTR - SUPPLIES HS	30,000.00	2,316.00	17,826.09	60.98	12,173.91	468.76	11,705.15
01 1100 610 001 015	REG INSTR - SUPPLIES ENGLISH HS	1,500.00	0.00	4,052.63	271.23	(2,552.63)	15.89	(2,568.52)
01 1100 610 001 016	REG INSTR - SUPPLIES JOURNALISM HS	250.00	0.00	272.19	117.47	(22.19)	21.49	(43.68)
01 1100 610 001 017	REG INSTR - SUPPLIES ONE-ACT HS	250.00	0.00	0.00	0.00	250.00	0.00	250.00
01 1100 610 001 020	REG INSTR - SUPPLIES SPANISH HS	500.00	0.00	1,487.06	386.28	(987.06)	444.35	(1,431.41)
01 1100 610 001 021	REG INSTR - SUPPLIES FRENCH HS	500.00	0.00	1,622.42	450.27	(1,122.42)	628.91	(1,751.33)
01 1100 610 001 030	REG INSTR - SUPPLIES SOC STUD HS	1,500.00	0.00	1,744.84	116.32	(244.84)	0.00	(244.84)
01 1100 610 001 040	REG INSTR - SUPPLIES MATH HS	2,500.00	0.00	3,140.67	147.81	(640.67)	554.47	(1,195.14)

Account Number	Account Description	Revised Budget	Expended During Month	Expenditures to Date	% of Budget	Balance at EOM	P/ O Outstanding	Unencumbered Balance
01 1100 610 001 050	REG INSTR - SUPPLIES VOCATIONAL HS	0.00	0.00	0.00	0.00	0.00	0.00	0.00
01 1100 610 001 051	REG INSTR - SUPPLIES BUSINESS HS	1,000.00	0.00	815.58	81.56	184.42	0.00	184.42
01 1100 610 001 052	REG INSTR - SUPPLIES IND TECH HS	1,500.00	0.00	5,453.50	363.57	(3,953.50)	0.00	(3,953.50)
01 1100 610 001 053	REG INSTR - SUPPLIES FCS HS	4,750.00	109.09	6,143.11	133.53	(1,393.11)	199.72	(1,592.83)
01 1100 610 001 060	REG INSTR - SUPPLIES PE HS	2,250.00	0.00	5,516.26	256.62	(3,266.26)	257.70	(3,523.96)
01 1100 610 001 070	REG INSTR - SUPPLIES SCIENCE HS	10,000.00	0.00	11,542.67	118.24	(1,542.67)	281.60	(1,824.27)
01 1100 610 001 080	REG INSTR - SUPPLIES ART HS	5,000.00	3,434.55	9,285.90	192.00	(4,285.90)	313.87	(4,599.77)
01 1100 610 001 081	REG INSTR - SUPPLIES VOCAL MUSIC HS	500.00	0.00	1,180.89	236.18	(680.89)	0.00	(680.89)
01 1100 610 001 082	REG INSTR - SUPPLIES INSTR MUSIC HS	2,500.00	0.00	1,230.98	104.80	1,269.02	1,388.90	(119.88)
01 1100 610 001 611	REG INSTR - TESTING SUPPLIES HS	2,500.00	0.00	60.59	2.42	2,439.41	0.00	2,439.41
01 1100 610 002	REG INSTR - SUPPLIES BE	20,000.00	159.82	14,053.26	70.30	5,946.74	7.32	5,939.42
01 1100 610 002 001	REG INSTR - SUPPLIES 1ST GRADE BE	1,000.00	32.38	1,321.81	137.86	(321.81)	56.80	(378.61)
01 1100 610 002 002	REG INSTR - SUPPLIES 2ND GRADE BE	1,000.00	0.00	1,352.90	135.61	(352.90)	3.18	(356.08)
01 1100 610 002 003	REG INSTR - SUPPLIES 3RD GRADE BE	1,000.00	0.00	1,505.24	152.91	(505.24)	23.87	(529.11)
01 1100 610 002 004	REG INSTR - SUPPLIES 4TH GRADE BE	1,000.00	0.00	1,790.37	179.39	(790.37)	3.54	(793.91)
01 1100 610 002 005	REG INSTR - SUPPLIES 5TH GRADE BE	1,000.00	20.36	876.30	87.63	123.70	0.00	123.70
01 1100 610 002 007	REG INSTR - SUPPLIES KDG BE	1,000.00	0.00	553.00	55.38	447.00	0.76	446.24
01 1100 610 002 020	REG INSTR - SUPPLIES SPANISH BE	250.00	0.00	0.00	0.00	250.00	0.00	250.00
01 1100 610 002 060	REG INSTR - SUPPLIES PE BE	750.00	0.00	0.00	0.00	750.00	0.00	750.00
01 1100 610 002 080	REG INSTR - SUPPLIES ART BE	750.00	0.00	2,200.13	293.35	(1,450.13)	0.00	(1,450.13)
01 1100 610 002 081	REG INSTR - SUPPLIES VOCAL MUSIC BE	500.00	0.00	157.66	57.16	342.34	128.14	214.20
01 1100 610 002 082	REG INSTR - SUPPLIES INSTR MUSIC BE	250.00	0.00	0.00	0.00	250.00	0.00	250.00
01 1100 610 002 611	REG INSTR - TESTING SUPPLIES BE	2,500.00	0.00	2,750.00	110.00	(250.00)	0.00	(250.00)
01 1100 610 003	REG INSTR - SUPPLIES PC	20,000.00	1,995.29	11,473.77	61.46	8,526.23	818.40	7,707.83
01 1100 610 003 001	REG INSTR - SUPPLIES 1ST GRADE PC	1,000.00	0.00	856.86	92.47	143.14	67.81	75.33
01 1100 610 003 002	REG INSTR - SUPPLIES 2ND GRADE PC	1,000.00	0.00	934.60	94.70	65.40	12.36	53.04
01 1100 610 003 003	REG INSTR - SUPPLIES 3RD GRADE PC	1,000.00	65.85	1,107.47	110.75	(107.47)	0.00	(107.47)
01 1100 610 003 004	REG INSTR - SUPPLIES 4TH GRADE PC	1,000.00	0.00	1,121.85	112.19	(121.85)	0.00	(121.85)
01 1100 610 003 005	REG INSTR - SUPPLIES 5TH GRADE PC	1,000.00	0.00	886.16	88.62	113.84	0.00	113.84
01 1100 610 003 007	REG INSTR - SUPPLIES KDG PC	1,000.00	0.00	191.62	52.64	808.38	334.79	473.59
01 1100 610 003 020	REG INSTR - SUPPLIES SPANISH PC	250.00	0.00	0.00	0.00	250.00	0.00	250.00
01 1100 610 003 060	REG INSTR - SUPPLIES PE PC	750.00	0.00	770.09	102.68	(20.09)	0.00	(20.09)
01 1100 610 003 080	REG INSTR - SUPPLIES ART PC	750.00	303.32	825.99	110.13	(75.99)	0.00	(75.99)
01 1100 610 003 081	REG INSTR - SUPPLIES VOCAL MUSIC PC	500.00	0.00	799.68	159.94	(299.68)	0.00	(299.68)
01 1100 610 003 082	REG INSTR - SUPPLIES INSTR MUSIC PC	250.00	0.00	0.00	0.00	250.00	0.00	250.00
01 1100 610 003 611	REG INSTR - TESTING SUPPLIES PC	2,500.00	0.00	2,750.00	110.00	(250.00)	0.00	(250.00)
01 1100 610 004	REG INSTR - SUPPLIES HE	20,000.00	398.94	7,587.08	37.94	12,412.92	0.00	12,412.92
01 1100 610 004 001	REG INSTR - SUPPLIES 1ST GRADE HE	1,000.00	0.00	840.30	93.17	159.70	91.43	68.27
01 1100 610 004 002	REG INSTR - SUPPLIES 2ND GRADE HE	1,000.00	0.00	1,338.64	137.09	(338.64)	32.25	(370.89)
01 1100 610 004 003	REG INSTR - SUPPLIES 3RD GRADE HE	1,000.00	0.00	942.78	94.28	57.22	0.00	57.22
01 1100 610 004 004	REG INSTR - SUPPLIES 4TH GRADE HE	1,000.00	0.00	1,441.61	148.20	(441.61)	40.34	(481.95)
01 1100 610 004 005	REG INSTR - SUPPLIES 5TH GRADE HE	1,000.00	0.00	704.59	70.46	295.41	0.00	295.41
01 1100 610 004 007	REG INSTR - SUPPLIES KDG HE	1,000.00	0.00	989.70	101.08	10.30	21.08	(10.78)
01 1100 610 004 020	REG INSTR - SUPPLIES SPANISH HE	500.00	0.00	0.00	0.00	500.00	0.00	500.00
01 1100 610 004 060	REG INSTR - SUPPLIES PE HE	750.00	0.00	996.55	132.87	(246.55)	0.00	(246.55)
01 1100 610 004 080	REG INSTR - SUPPLIES ART HE	750.00	0.00	3,109.97	414.66	(2,359.97)	0.00	(2,359.97)
01 1100 610 004 081	REG INSTR - SUPPLIES VOCAL MUSIC HE	500.00	0.00	1,124.59	232.65	(624.59)	38.66	(663.25)
01 1100 610 004 082	REG INSTR - SUPPLIES INSTR MUSIC HE	250.00	0.00	0.00	0.00	250.00	0.00	250.00
01 1100 610 004 611	REG INSTR - TESTING SUPPLIES HE	2,500.00	0.00	2,750.00	110.00	(250.00)	0.00	(250.00)
01 1100 610 005	REG INSTR - SUPPLIES BMS	30,000.00	666.79	8,636.39	35.62	21,363.61	2,050.97	19,312.64
01 1100 610 005 015	REG INSTR - SUPPLIES ENGLISH BMS	1,500.00	118.96	1,866.35	130.14	(366.35)	85.76	(452.11)
01 1100 610 005 018	REG INSTR - SUPPLIES READING BMS	1,500.00	375.55	1,022.92	92.81	477.08	369.17	107.91
01 1100 610 005 019	REG INSTR - SUPPLIES SPEECH/DRAMA BMS	500.00	64.16	897.04	186.57	(397.04)	35.80	(432.84)
01 1100 610 005 022	REG INSTR - SUPPLIES WORLD LANG BMS	1,500.00	103.90	620.86	52.06	879.14	159.99	719.15
01 1100 610 005 030	REG INSTR - SUPPLIES SOC STUD BMS	1,000.00	0.00	1,543.33	154.43	(543.33)	1.00	(544.33)

Account Number	Account Description	Revised Budget	Expended During Month	Expenditures to Date	% of Budget	Balance at EOM	P/ O Outstanding	Unencumbered Balance
01 1100 610 005 040	REG INSTR - SUPPLIES MATH BMS	2,500.00	686.95	2,409.62	101.25	90.38	121.68	(31.30)
01 1100 610 005 050	REG INSTR - SUPPLIES T&L BMS	4,750.00	0.00	7,014.04	190.45	(2,264.04)	2,032.57	(4,296.61)
01 1100 610 005 054	REG INSTR - SUPPLIES COMPUTERS BMS	1,000.00	0.00	291.73	29.17	708.27	0.00	708.27
01 1100 610 005 060	REG INSTR - SUPPLIES PE/HEALTH BMS	2,000.00	28.79	1,682.39	92.18	317.61	161.26	156.35
01 1100 610 005 070	REG INSTR - SUPPLIES SCIENCE BMS	5,000.00	680.35	3,498.84	81.80	1,501.16	591.33	909.83
01 1100 610 005 080	REG INSTR - SUPPLIES ART BMS	2,500.00	325.86	4,449.60	216.88	(1,949.60)	972.28	(2,921.88)
01 1100 610 005 081	REG INSTR - SUPPLIES VOCAL MUSIC BMS	1,000.00	0.00	105.20	10.52	894.80	0.00	894.80
01 1100 610 005 082	REG INSTR - SUPPLIES INSTR MUSIC BMS	500.00	0.00	91.75	18.35	408.25	0.00	408.25
01 1100 610 005 083	REG INSTR - SUPPLIES GENERAL MUSIC BMS	1,500.00	0.00	204.90	13.66	1,295.10	0.00	1,295.10
01 1100 610 005 611	REG INSTR - TESTING SUPPLIES BMS	2,500.00	0.00	0.00	0.00	2,500.00	0.00	2,500.00
01 1100 610 006	REG INSTR - SUPPLIES AP	20,000.00	2,478.64	13,611.28	73.73	6,388.72	1,135.00	5,253.72
01 1100 610 006 001	REG INSTR - SUPPLIES 1ST GRADE AP	1,000.00	0.00	884.35	88.61	115.65	1.70	113.95
01 1100 610 006 002	REG INSTR - SUPPLIES 2ND GRADE AP	1,000.00	0.00	404.04	40.40	595.96	0.00	595.96
01 1100 610 006 003	REG INSTR - SUPPLIES 3RD GRADE AP	1,000.00	0.00	1,638.39	163.84	(638.39)	0.00	(638.39)
01 1100 610 006 004	REG INSTR - SUPPLIES 4TH GRADE AP	1,000.00	0.00	513.60	51.36	486.40	0.00	486.40
01 1100 610 006 005	REG INSTR - SUPPLIES 5TH GRADE AP	1,000.00	0.00	401.90	64.06	598.10	238.68	359.42
01 1100 610 006 007	REG INSTR - SUPPLIES KDG AP	1,000.00	0.00	746.50	74.65	253.50	0.00	253.50
01 1100 610 006 020	REG INSTR - SUPPLIES SPANISH AP	250.00	0.00	0.00	0.00	250.00	0.00	250.00
01 1100 610 006 060	REG INSTR - SUPPLIES PE AP	750.00	0.00	616.83	83.24	133.17	7.50	125.67
01 1100 610 006 080	REG INSTR - SUPPLIES ART AP	750.00	67.65	1,186.73	165.62	(436.73)	55.45	(492.18)
01 1100 610 006 081	REG INSTR - SUPPLIES VOCAL MUSIC AP	500.00	0.00	646.91	129.38	(146.91)	0.00	(146.91)
01 1100 610 006 082	REG INSTR - SUPPLIES INSTR MUSIC AP	250.00	0.00	0.00	0.00	250.00	0.00	250.00
01 1100 610 006 611	REG INSTR - TESTING SUPPLIES AP	2,500.00	0.00	2,750.00	110.00	(250.00)	0.00	(250.00)
01 1100 610 007	REG INSTR - SUPPLIES SE	20,000.00	3,872.40	13,700.53	75.37	6,299.47	1,372.78	4,926.69
01 1100 610 007 001	REG INSTR - SUPPLIES 1ST GRADE SE	1,000.00	0.00	694.48	72.62	305.52	31.72	273.80
01 1100 610 007 002	REG INSTR - SUPPLIES 2ND GRADE SE	1,000.00	0.00	846.75	84.68	153.25	0.00	153.25
01 1100 610 007 003	REG INSTR - SUPPLIES 3RD GRADE SE	1,000.00	0.00	1,325.80	141.29	(325.80)	87.12	(412.92)
01 1100 610 007 004	REG INSTR - SUPPLIES 4TH GRADE SE	1,000.00	0.00	1,051.80	106.51	(51.80)	13.30	(65.10)
01 1100 610 007 005	REG INSTR - SUPPLIES 5TH GRADE SE	1,000.00	61.55	689.72	77.09	310.28	81.21	229.07
01 1100 610 007 007	REG INSTR - SUPPLIES KDG SE	1,000.00	0.00	992.06	99.21	7.94	0.00	7.94
01 1100 610 007 020	REG INSTR - SUPPLIES SPANISH SE	250.00	0.00	0.00	0.00	250.00	0.00	250.00
01 1100 610 007 060	REG INSTR - SUPPLIES PE SE	750.00	0.00	445.98	59.46	304.02	0.00	304.02
01 1100 610 007 080	REG INSTR - SUPPLIES ART SE	750.00	131.70	1,020.77	145.69	(270.77)	71.94	(342.71)
01 1100 610 007 081	REG INSTR - SUPPLIES VOCAL MUSIC SE	500.00	20.75	682.38	136.48	(182.38)	0.00	(182.38)
01 1100 610 007 082	REG INSTR - SUPPLIES INSTR MUSIC SE	250.00	0.00	0.00	0.00	250.00	0.00	250.00
01 1100 610 007 611	REG INSTR - TESTING SUPPLIES SE	2,500.00	0.00	2,750.00	110.00	(250.00)	0.00	(250.00)
01 1100 610 008	REG INSTR - SUPPLIES BSMS	30,000.00	679.82	19,922.33	69.01	10,077.67	779.37	9,298.30
01 1100 610 008 015	REG INSTR - SUPPLIES ENGLISH BSMS	1,500.00	193.09	1,354.86	99.02	145.14	130.38	14.76
01 1100 610 008 018	REG INSTR - SUPPLIES READING BSMS	1,500.00	34.14	1,397.26	102.25	102.74	136.56	(33.82)
01 1100 610 008 019	REG INSTR - SUPPLIES SPEECH/DRAMA BSMS	500.00	0.00	1,078.24	215.65	(578.24)	0.00	(578.24)
01 1100 610 008 022	REG INSTR - SUPPLIES WORLD LANG BSMS	1,500.00	0.00	777.38	52.76	722.62	13.97	708.65
01 1100 610 008 030	REG INSTR - SUPPLIES SOC STUD BSMS	1,000.00	474.99	1,933.48	195.34	(933.48)	19.88	(953.36)
01 1100 610 008 040	REG INSTR - SUPPLIES MATH BSMS	2,500.00	987.08	2,281.04	95.62	218.96	109.52	109.44
01 1100 610 008 050	REG INSTR - SUPPLIES T&L BSMS	4,750.00	27.74	10,151.04	258.72	(5,401.04)	2,138.34	(7,539.38)
01 1100 610 008 054	REG INSTR - SUPPLIES COMPUTERS BSMS	1,000.00	5.69	873.51	89.19	126.49	18.37	108.12
01 1100 610 008 060	REG INSTR - SUPPLIES PE/HEALTH BSMS	2,500.00	214.52	4,260.16	179.48	(1,760.16)	226.81	(1,986.97)
01 1100 610 008 070	REG INSTR - SUPPLIES SCIENCE BSMS	5,000.00	352.48	2,265.03	45.65	2,734.97	17.25	2,717.72
01 1100 610 008 080	REG INSTR - SUPPLIES ART BSMS	2,500.00	1,284.94	4,808.27	226.94	(2,308.27)	865.16	(3,173.43)
01 1100 610 008 081	REG INSTR - SUPPLIES VOCAL MUSIC BSMS	1,000.00	0.00	0.00	0.00	1,000.00	0.00	1,000.00
01 1100 610 008 082	REG INSTR - SUPPLIES INSTR MUSIC BSMS	500.00	0.00	91.75	18.35	408.25	0.00	408.25
01 1100 610 008 083	REG INSTR - SUPPLIES GENERAL MUSIC BSMS	1,500.00	504.00	706.99	47.13	793.01	0.00	793.01
01 1100 610 008 611	REG INSTR - TESTING SUPPLIES BSMS	2,500.00	0.00	0.00	0.00	2,500.00	0.00	2,500.00
01 1100 640 000	REG INSTR - BOOKS & PERIODICALS DISTRICT	115,000.00	0.00	0.00	0.00	115,000.00	0.00	115,000.00
01 1100 640 001	REG INSTR - BOOKS & PERIODICALS HS	15,000.00	0.00	1,705.04	11.37	13,294.96	0.00	13,294.96
01 1100 640 001 015	REG INSTR - BOOKS & PER ENGLISH HS	4,500.00	8,173.50	33,395.14	742.11	(28,895.14)	0.00	(28,895.14)

Account Number	Account Description	Revised Budget	Expended During Month	Expenditures to Date	% of Budget	Balance at EOM	P/ O Outstanding	Unencumbered Balance
01 1100 640 001 016	REG INSTR - BOOKS & PER JOURN HS	0.00	0.00	0.00	0.00	0.00	0.00	0.00
01 1100 640 001 017	REG INSTR - BOOKS & PER ONE-ACT HS	0.00	0.00	451.99	0.00	(451.99)	0.00	(451.99)
01 1100 640 001 020	REG INSTR - BOOKS & PER SPANISH HS	0.00	0.00	241.85	0.00	(241.85)	0.00	(241.85)
01 1100 640 001 021	REG INSTR - BOOKS & PER FRENCH HS	0.00	0.00	0.00	0.00	0.00	0.00	0.00
01 1100 640 001 030	REG INSTR - BOOKS & PER SOC STUD HS	500.00	4,079.40	7,179.38	1,435.88	(6,679.38)	0.00	(6,679.38)
01 1100 640 001 040	REG INSTR - BOOKS & PER MATH HS	0.00	16,158.90	16,485.92	0.00	(16,485.92)	0.00	(16,485.92)
01 1100 640 001 050	REG INSTR - BOOKS & PER VOCATIONAL HS	0.00	0.00	0.00	0.00	0.00	0.00	0.00
01 1100 640 001 051	REG INSTR - BOOKS & PER BUSINESS HS	0.00	0.00	203.85	0.00	(203.85)	0.00	(203.85)
01 1100 640 001 052	REG INSTR - BOOKS & PER IND TECH HS	0.00	0.00	0.00	0.00	0.00	0.00	0.00
01 1100 640 001 053	REG INSTR - BOOKS & PER FCS HS	0.00	0.00	0.00	0.00	0.00	1,279.84	(1,279.84)
01 1100 640 001 060	REG INSTR - BOOKS & PER PE HS	0.00	0.00	252.71	0.00	(252.71)	0.00	(252.71)
01 1100 640 001 070	REG INSTR - BOOKS & PER SCIENCE HS	4,500.00	0.00	0.00	0.00	4,500.00	0.00	4,500.00
01 1100 640 001 080	REG INSTR - BOOKS & PER ART HS	0.00	0.00	0.00	0.00	0.00	48.20	(48.20)
01 1100 640 001 081	REG INSTR - BOOKS & PER VOCAL MUSIC HS	3,500.00	662.88	3,684.36	107.71	(184.36)	85.50	(269.86)
01 1100 640 001 082	REG INSTR - INSTR SHEET MUSIC HS	3,500.00	0.00	2,980.15	85.15	519.85	0.00	519.85
01 1100 640 002	REG INSTR - BOOKS & PERIODICALS BE	15,000.00	513.60	721.18	4.94	14,278.82	19.58	14,259.24
01 1100 640 002 001	REG INSTR - BOOKS & PER 1ST GRADE BE	0.00	0.00	0.00	0.00	0.00	0.00	0.00
01 1100 640 002 002	REG INSTR - BOOKS & PER 2ND GRADE BE	0.00	0.00	0.00	0.00	0.00	0.00	0.00
01 1100 640 002 003	REG INSTR - BOOKS & PER 3RD GRADE BE	0.00	0.00	0.00	0.00	0.00	0.00	0.00
01 1100 640 002 004	REG INSTR - BOOKS & PER 4TH GRADE BE	0.00	0.00	0.00	0.00	0.00	0.00	0.00
01 1100 640 002 005	REG INSTR - BOOKS & PER 5TH GRADE BE	0.00	0.00	0.00	0.00	0.00	0.00	0.00
01 1100 640 002 007	REG INSTR - BOOKS & PER KDG BE	0.00	0.00	0.00	0.00	0.00	0.00	0.00
01 1100 640 002 020	REG INSTR - BOOKS & PER SPANISH BE	0.00	0.00	0.00	0.00	0.00	0.00	0.00
01 1100 640 002 080	REG INSTR - BOOKS & PER ART BE	0.00	0.00	0.00	0.00	0.00	0.00	0.00
01 1100 640 002 081	REG INSTR - BOOKS & PER VOCAL MUSIC BE	0.00	0.00	0.00	0.00	0.00	0.00	0.00
01 1100 640 002 082	REG INSTR - INSTR SHEET MUSIC BE	0.00	0.00	0.00	0.00	0.00	0.00	0.00
01 1100 640 003	REG INSTR - BOOKS & PERIODICALS PC	15,000.00	0.00	344.75	2.30	14,655.25	0.00	14,655.25
01 1100 640 003 001	REG INSTR - BOOKS & PER 1ST GRADE PC	0.00	0.00	0.00	0.00	0.00	0.00	0.00
01 1100 640 003 002	REG INSTR - BOOKS & PER 2ND GRADE PC	0.00	0.00	0.00	0.00	0.00	0.00	0.00
01 1100 640 003 003	REG INSTR - BOOKS & PER 3RD GRADE PC	0.00	220.99	220.99	0.00	(220.99)	0.00	(220.99)
01 1100 640 003 004	REG INSTR - BOOKS & PER 4TH GRADE PC	0.00	0.00	0.00	0.00	0.00	0.00	0.00
01 1100 640 003 005	REG INSTR - BOOKS & PER 5TH GRADE PC	0.00	0.00	0.00	0.00	0.00	0.00	0.00
01 1100 640 003 007	REG INSTR - BOOKS & PER KDG PC	0.00	0.00	0.00	0.00	0.00	0.00	0.00
01 1100 640 003 020	REG INSTR - BOOKS & PER SPANISH PC	0.00	0.00	0.00	0.00	0.00	0.00	0.00
01 1100 640 003 080	REG INSTR - BOOKS & PER ART PC	0.00	0.00	0.00	0.00	0.00	0.00	0.00
01 1100 640 003 081	REG INSTR - BOOKS & PER VOCAL MUSIC PC	0.00	0.00	0.00	0.00	0.00	0.00	0.00
01 1100 640 003 082	REG INSTR - INSTR SHEET MUSIC PC	0.00	0.00	0.00	0.00	0.00	0.00	0.00
01 1100 640 004	REG INSTR - BOOKS & PERIODICALS HE	15,000.00	0.00	0.00	8.03	15,000.00	1,205.00	13,795.00
01 1100 640 004 001	REG INSTR - BOOKS & PER 1ST GRADE HE	0.00	0.00	0.00	0.00	0.00	0.00	0.00
01 1100 640 004 002	REG INSTR - BOOKS & PER 2ND GRADE HE	0.00	0.00	0.00	0.00	0.00	0.00	0.00
01 1100 640 004 003	REG INSTR - BOOKS & PER 3RD GRADE HE	0.00	0.00	0.00	0.00	0.00	0.00	0.00
01 1100 640 004 004	REG INSTR - BOOKS & PER 4TH GRADE HE	0.00	0.00	0.00	0.00	0.00	0.00	0.00
01 1100 640 004 005	REG INSTR - BOOKS & PER 5TH GRADE HE	0.00	0.00	0.00	0.00	0.00	0.00	0.00
01 1100 640 004 007	REG INSTR - BOOKS & PER KDG HE	0.00	0.00	0.00	0.00	0.00	0.00	0.00
01 1100 640 004 020	REG INSTR - BOOKS & PER SPANISH HE	0.00	0.00	0.00	0.00	0.00	0.00	0.00
01 1100 640 004 080	REG INSTR - BOOKS & PER ART HE	0.00	0.00	0.00	0.00	0.00	0.00	0.00
01 1100 640 004 081	REG INSTR - BOOKS & PER VOCAL MUSIC HE	0.00	0.00	0.00	0.00	0.00	0.00	0.00
01 1100 640 004 082	REG INSTR - INSTR SHEET MUSIC HE	0.00	0.00	0.00	0.00	0.00	0.00	0.00
01 1100 640 005	REG INSTR - BOOKS & PERIODICALS BMS	15,000.00	0.00	329.67	2.20	14,670.33	0.00	14,670.33
01 1100 640 005 015	REG INSTR - BOOKS & PER ENGLISH BMS	500.00	0.00	32.99	6.60	467.01	0.00	467.01
01 1100 640 005 018	REG INSTR - BOOKS & PER READING BMS	500.00	0.00	754.00	150.80	(254.00)	0.00	(254.00)
01 1100 640 005 019	REG INSTR - BOOKS & PER SPEECH/DRAMA BMS	0.00	0.00	0.00	0.00	0.00	0.00	0.00
01 1100 640 005 022	REG INSTR - BOOKS & PER WORLD LANG BMS	0.00	0.00	0.00	0.00	0.00	0.00	0.00
01 1100 640 005 030	REG INSTR - BOOKS & PER SOC STUD BMS	500.00	0.00	249.99	50.00	250.01	0.00	250.01
01 1100 640 005 040	REG INSTR - BOOKS & PER MATH BMS	0.00	141.00	141.00	0.00	(141.00)	0.00	(141.00)

Account Number	Account Description	Revised Budget	Expended During Month	Expenditures to Date	% of Budget	Balance at EOM	P/ O Outstanding	Unencumbered Balance
01 1100 640 005 050	REG INSTR - BOOKS & PER T&L BMS	0.00	0.00	0.00	0.00	0.00	0.00	0.00
01 1100 640 005 054	REG INSTR - BOOKS & PER COMPUTERS BMS	0.00	0.00	0.00	0.00	0.00	0.00	0.00
01 1100 640 005 060	REG INSTR - BOOKS & PER PE/HEALTH BMS	0.00	0.00	0.00	0.00	0.00	0.00	0.00
01 1100 640 005 070	REG INSTR - BOOKS & PER SCIENCE BMS	0.00	0.00	0.00	0.00	0.00	0.00	0.00
01 1100 640 005 080	REG INSTR - BOOKS & PER ART BMS	0.00	0.00	0.00	0.00	0.00	0.00	0.00
01 1100 640 005 081	REG INSTR - BOOKS & PER VOCAL MUSIC BMS	500.00	0.00	685.08	137.02	(185.08)	0.00	(185.08)
01 1100 640 005 082	REG INSTR - INSTR SHEET MUSIC BMS	500.00	0.00	0.00	0.00	500.00	0.00	500.00
01 1100 640 005 083	REG INSTR - BOOKS & PER GEN MUSIC BMS	0.00	0.00	0.00	0.00	0.00	0.00	0.00
01 1100 640 006	REG INSTR - BOOKS & PERIODICALS AP	15,000.00	0.00	0.00	0.00	15,000.00	0.00	15,000.00
01 1100 640 006 001	REG INSTR - BOOKS & PER 1ST GRADE AP	0.00	0.00	0.00	0.00	0.00	0.00	0.00
01 1100 640 006 002	REG INSTR - BOOKS & PER 2ND GRADE AP	0.00	0.00	48.94	0.00	(48.94)	0.00	(48.94)
01 1100 640 006 003	REG INSTR - BOOKS & PER 3RD GRADE AP	0.00	0.00	0.00	0.00	0.00	0.00	0.00
01 1100 640 006 004	REG INSTR - BOOKS & PER 4TH GRADE AP	0.00	0.00	0.00	0.00	0.00	0.00	0.00
01 1100 640 006 005	REG INSTR - BOOKS & PER 5TH GRADE AP	0.00	0.00	0.00	0.00	0.00	0.00	0.00
01 1100 640 006 007	REG INSTR - BOOKS & PER KDG AP	0.00	0.00	19.53	0.00	(19.53)	0.00	(19.53)
01 1100 640 006 020	REG INSTR - BOOKS & PER SPANISH AP	0.00	0.00	0.00	0.00	0.00	0.00	0.00
01 1100 640 006 080	REG INSTR - BOOKS & PER ART AP	0.00	0.00	0.00	0.00	0.00	0.00	0.00
01 1100 640 006 081	REG INSTR - BOOKS & PER VOCAL MUSIC AP	0.00	0.00	0.00	0.00	0.00	0.00	0.00
01 1100 640 006 082	REG INSTR - INSTR SHEET MUSIC AP	0.00	0.00	0.00	0.00	0.00	0.00	0.00
01 1100 640 007	REG INSTR - BOOKS & PERIODICALS SE	15,000.00	0.00	0.00	0.00	15,000.00	0.00	15,000.00
01 1100 640 007 001	REG INSTR - BOOKS & PER 1ST GRADE SE	0.00	0.00	0.00	0.00	0.00	0.00	0.00
01 1100 640 007 002	REG INSTR - BOOKS & PER 2ND GRADE SE	0.00	0.00	0.00	0.00	0.00	0.00	0.00
01 1100 640 007 003	REG INSTR - BOOKS & PER 3RD GRADE SE	0.00	0.00	0.00	0.00	0.00	0.00	0.00
01 1100 640 007 004	REG INSTR - BOOKS & PER 4TH GRADE SE	0.00	0.00	0.00	0.00	0.00	0.00	0.00
01 1100 640 007 005	REG INSTR - BOOKS & PER 5TH GRADE SE	0.00	0.00	0.00	0.00	0.00	0.00	0.00
01 1100 640 007 007	REG INSTR - BOOKS & PER KDG SE	0.00	0.00	0.00	0.00	0.00	0.00	0.00
01 1100 640 007 020	REG INSTR - BOOKS & PER SPANISH SE	0.00	0.00	0.00	0.00	0.00	0.00	0.00
01 1100 640 007 080	REG INSTR - BOOKS & PER ART SE	0.00	0.00	0.00	0.00	0.00	0.00	0.00
01 1100 640 007 081	REG INSTR - BOOKS & PER VOCAL MUSIC SE	0.00	0.00	0.00	0.00	0.00	0.00	0.00
01 1100 640 007 082	REG INSTR - INSTR SHEET MUSIC SE	0.00	0.00	0.00	0.00	0.00	0.00	0.00
01 1100 640 008	REG INSTR - BOOKS & PERIODICALS BSMS	15,000.00	0.00	329.67	2.21	14,670.33	1.61	14,668.72
01 1100 640 008 015	REG INSTR - BOOKS & PER ENGLISH BSMS	500.00	0.00	53.07	10.61	446.93	0.00	446.93
01 1100 640 008 018	REG INSTR - BOOKS & PER READING BSMS	500.00	0.00	620.00	124.00	(120.00)	0.00	(120.00)
01 1100 640 008 019	REG INSTR - BOOKS & PER SPEECH/DRAMA BSMS	0.00	0.00	405.25	0.00	(405.25)	0.00	(405.25)
01 1100 640 008 022	REG INSTR - BOOKS & PER WORLD LANG BSMS	0.00	0.00	0.00	0.00	0.00	0.00	0.00
01 1100 640 008 030	REG INSTR - BOOKS & PER SOC STUD BSMS	500.00	0.00	383.50	76.70	116.50	0.00	116.50
01 1100 640 008 040	REG INSTR - BOOKS & PER MATH BSMS	0.00	0.00	0.00	0.00	0.00	0.00	0.00
01 1100 640 008 050	REG INSTR - BOOKS & PER T&L BSMS	0.00	0.00	0.00	0.00	0.00	0.00	0.00
01 1100 640 008 054	REG INSTR - BOOKS & PER COMPUTERS BSMS	0.00	0.00	0.00	0.00	0.00	0.00	0.00
01 1100 640 008 060	REG INSTR - BOOKS & PER PE/HEALTH BSMS	0.00	0.00	0.00	0.00	0.00	0.00	0.00
01 1100 640 008 070	REG INSTR - BOOKS & PER SCIENCE BSMS	0.00	0.00	55.33	0.00	(55.33)	0.00	(55.33)
01 1100 640 008 080	REG INSTR - BOOKS & PER ART BSMS	0.00	0.00	0.00	0.00	0.00	0.00	0.00
01 1100 640 008 081	REG INSTR - BOOKS & PER VOCAL MUSIC BSMS	500.00	0.00	675.79	135.16	(175.79)	0.00	(175.79)
01 1100 640 008 082	REG INSTR - INSTR SHEET MUSIC BSMS	500.00	0.00	351.00	70.20	149.00	0.00	149.00
01 1100 640 008 083	REG INSTR - BOOKS & PER GEN MUSIC BSMS	0.00	0.00	0.00	0.00	0.00	0.00	0.00
01 1100 650 000	REG INSTR - SUPPLIES TECH-REL DIST	18,200.00	267.57	414.14	2.28	17,785.86	0.00	17,785.86
01 1100 650 001	REG INSTR - SUPPLIES TECH-REL HS	2,500.00	0.00	0.00	0.00	2,500.00	0.00	2,500.00
01 1100 650 001 016	REG INSTR - SUPPLIES TECH-REL JOURN HS	0.00	0.00	262.05	0.00	(262.05)	0.00	(262.05)
01 1100 650 001 017	REG INSTR - SUPPLIES TECH-REL ONE-ACT HS	0.00	0.00	0.00	0.00	0.00	0.00	0.00
01 1100 650 001 020	REG INSTR - SUPPLIES TECH-REL SPANISH HS	0.00	0.00	0.00	0.00	0.00	0.00	0.00
01 1100 650 001 021	REG INSTR - SUPPLIES TECH-REL FRENCH HS	0.00	0.00	0.00	0.00	0.00	0.00	0.00
01 1100 650 001 030	REG INSTR - SUPPLIES TECH-RELSOC STUD HS	0.00	0.00	0.00	0.00	0.00	0.00	0.00
01 1100 650 001 040	REG INSTR - SUPPLIES TECH-REL MATH HS	0.00	0.00	0.00	0.00	0.00	0.00	0.00
01 1100 650 001 050	REG INSTR - SUPPLIES TECH-REL VOCAT HS	0.00	0.00	0.00	0.00	0.00	0.00	0.00
01 1100 650 001 052	REG INSTR - SUPPLIES TECH-REL IND TCH HS	500.00	0.00	213.69	49.88	286.31	35.69	250.62

Account Number	Account Description	Revised Budget	Expended During Month	Expenditures to Date	% of Budget	Balance at EOM	P/ O Outstanding	Unencumbered Balance
01 1100 650 006 007	REG INSTR - SUPPLIES TECH-REL KDG AP	0.00	0.00	0.00	0.00	0.00	0.00	0.00
01 1100 650 006 080	REG INSTR - SUPPLIES TECH-REL ART AP	0.00	0.00	0.00	0.00	0.00	0.00	0.00
01 1100 650 006 081	REG INSTR - SUPPLIES TECH-REL VOC MUS AP	250.00	0.00	0.00	0.00	250.00	0.00	250.00
01 1100 650 006 082	REG INSTR - SUPPLIES TECH-REL INS MUS AP	250.00	0.00	0.00	0.00	250.00	0.00	250.00
01 1100 650 007	REG INSTR - SUPPLIES TECH-REL SE	2,500.00	327.98	342.87	13.71	2,157.13	0.00	2,157.13
01 1100 650 007 001	REG INSTR - SUPPLIES TECH-REL 1 GRADE SE	0.00	0.00	0.00	0.00	0.00	0.00	0.00
01 1100 650 007 002	REG INSTR - SUPPLIES TECH-REL 2 GRADE SE	0.00	0.00	0.00	0.00	0.00	0.00	0.00
01 1100 650 007 003	REG INSTR - SUPPLIES TECH-REL 3 GRADE SE	0.00	0.00	0.00	0.00	0.00	0.00	0.00
01 1100 650 007 004	REG INSTR - SUPPLIES TECH-REL 4 GRADE SE	0.00	0.00	0.00	0.00	0.00	0.00	0.00
01 1100 650 007 005	REG INSTR - SUPPLIES TECH-REL 5 GRADE SE	0.00	0.00	0.00	0.00	0.00	0.00	0.00
01 1100 650 007 007	REG INSTR - SUPPLIES TECH-REL KDG SE	0.00	0.00	0.00	0.00	0.00	0.00	0.00
01 1100 650 007 080	REG INSTR - SUPPLIES TECH-REL ART SE	0.00	0.00	0.00	0.00	0.00	0.00	0.00
01 1100 650 007 081	REG INSTR - SUPPLIES TECH-REL VOC MUS SE	250.00	0.00	0.00	0.00	250.00	0.00	250.00
01 1100 650 007 082	REG INSTR - SUPPLIES TECH-REL INS MUS SE	250.00	0.00	0.00	0.00	250.00	0.00	250.00
01 1100 650 008	REG INSTR - SUPPLIES TECH-REL BSMS	2,500.00	0.00	197.95	7.92	2,302.05	0.00	2,302.05
01 1100 650 008 015	REG INSTR - SUPPLIES TECH-REL ENG BSMS	0.00	0.00	0.00	0.00	0.00	0.00	0.00
01 1100 650 008 018	REG INSTR - SUPPLIES TECH-REL READ BSMS	0.00	0.00	0.00	0.00	0.00	0.00	0.00
01 1100 650 008 019	REG INSTR - SUPPLIES TECH-REL SP/DR BSMS	0.00	0.00	0.00	0.00	0.00	0.00	0.00
01 1100 650 008 022	REG INSTR - SUPPLIES TECH-REL WR LG BSMS	0.00	0.00	0.00	0.00	0.00	0.00	0.00
01 1100 650 008 030	REG INSTR - SUPPLIES TECH SOC STUD BSMS	0.00	0.00	0.00	0.00	0.00	0.00	0.00
01 1100 650 008 040	REG INSTR - SUPPLIES TECH-REL MATH BSMS	500.00	0.00	0.00	0.00	500.00	0.00	500.00
01 1100 650 008 050	REG INSTR - SUPPLIES TECH-REL T&L BSMS	500.00	0.00	0.00	0.00	500.00	0.00	500.00
01 1100 650 008 054	REG INSTR - SUPPLIES TECH-REL COMP BSMS	500.00	0.00	0.00	0.00	500.00	0.00	500.00
01 1100 650 008 060	REG INSTR - SUPPLIES TECH-REL PE/HT BSMS	0.00	0.00	0.00	0.00	0.00	0.00	0.00
01 1100 650 008 070	REG INSTR - SUPPLIES TECH-REL SCI BSMS	0.00	0.00	0.00	0.00	0.00	0.00	0.00
01 1100 650 008 080	REG INSTR - SUPPLIES TECH-REL ART BSMS	0.00	0.00	0.00	0.00	0.00	0.00	0.00
01 1100 650 008 081	REG INSTR - SUPPLIES TECH-REL VOCAL BSMS	500.00	0.00	0.00	0.00	500.00	0.00	500.00
01 1100 650 008 082	REG INSTR - SUPPLIES TECH-REL INST BSMS	500.00	0.00	0.00	0.00	500.00	0.00	500.00
01 1100 650 008 083	REG INSTR - SUPPLIES TECH-REL MUSIC BSMS	0.00	0.00	0.00	0.00	0.00	0.00	0.00
01 1100 733 000	REG INSTR - FURN & EQUIP DISTRICT	19,700.00	0.00	0.00	0.00	19,700.00	0.00	19,700.00
01 1100 733 001	REG INSTR - FURN & EQUIP HS	30,000.00	0.00	19,778.76	67.65	10,221.24	516.91	9,704.33
01 1100 733 001 015	REG INSTR - FURN & EQUIP ENGLISH HS	0.00	0.00	0.00	0.00	0.00	0.00	0.00
01 1100 733 001 016	REG INSTR - FURN & EQUIP JOURNALISM HS	0.00	0.00	1,043.91	0.00	(1,043.91)	238.00	(1,281.91)
01 1100 733 001 017	REG INSTR - FURN & EQUIP ONE-ACT HS	0.00	0.00	0.00	0.00	0.00	0.00	0.00
01 1100 733 001 020	REG INSTR - FURN & EQUIP SPANISH HS	0.00	0.00	0.00	0.00	0.00	399.96	(399.96)
01 1100 733 001 021	REG INSTR - FURN & EQUIP FRENCH HS	0.00	0.00	0.00	0.00	0.00	0.00	0.00
01 1100 733 001 030	REG INSTR - FURN & EQUIP SOC STUD HS	0.00	0.00	0.00	0.00	0.00	0.00	0.00
01 1100 733 001 040	REG INSTR - FURN & EQUIP MATH HS	0.00	0.00	695.96	0.00	(695.96)	0.00	(695.96)
01 1100 733 001 050	REG INSTR - FURN & EQUIP T&L HS	0.00	0.00	0.00	0.00	0.00	0.00	0.00
01 1100 733 001 052	REG INSTR - FURN & EQUIP IND TECH HS	0.00	0.00	0.00	0.00	0.00	353.70	(353.70)
01 1100 733 001 060	REG INSTR - FURN & EQUIP PE HS	0.00	0.00	0.00	0.00	0.00	0.00	0.00
01 1100 733 001 070	REG INSTR - FURN & EQUIP SCIENCE HS	0.00	0.00	0.00	0.00	0.00	0.00	0.00
01 1100 733 001 080	REG INSTR - FURN & EQUIP ART HS	0.00	0.00	0.00	0.00	0.00	25.18	(25.18)
01 1100 733 001 081	REG INSTR - FURN & EQUIP VOCAL MUSIC HS	0.00	0.00	2,499.06	0.00	(2,499.06)	0.00	(2,499.06)
01 1100 733 001 082	REG INSTR - FURN & EQUIP INSTR MUSIC HS	2,500.00	0.00	2,886.04	115.76	(386.04)	8.00	(394.04)
01 1100 733 002	REG INSTR - FURN & EQUIP BE	20,000.00	0.00	4,163.70	20.82	15,836.30	0.00	15,836.30
01 1100 733 002 001	REG INSTR - FURN & EQUIP 1ST GRADE BE	0.00	0.00	0.00	0.00	0.00	0.00	0.00
01 1100 733 002 002	REG INSTR - FURN & EQUIP 2ND GRADE BE	0.00	0.00	315.72	0.00	(315.72)	0.00	(315.72)
01 1100 733 002 003	REG INSTR - FURN & EQUIP 3RD GRADE BE	0.00	0.00	0.00	0.00	0.00	0.00	0.00
01 1100 733 002 004	REG INSTR - FURN & EQUIP 4TH GRADE BE	0.00	0.00	0.00	0.00	0.00	0.00	0.00
01 1100 733 002 005	REG INSTR - FURN & EQUIP 5TH GRADE BE	0.00	0.00	298.48	0.00	(298.48)	0.00	(298.48)
01 1100 733 002 007	REG INSTR - FURN & EQUIP KDG BE	0.00	0.00	0.00	0.00	0.00	0.00	0.00
01 1100 733 002 060	REG INSTR - FURN & EQUIP PE BE	0.00	0.00	0.00	0.00	0.00	0.00	0.00
01 1100 733 002 080	REG INSTR - FURN & EQUIP ART BE	0.00	0.00	0.00	0.00	0.00	0.00	0.00
01 1100 733 002 081	REG INSTR - FURN & EQUIP VOCAL MUSIC BE	0.00	0.00	345.33	0.00	(345.33)	0.00	(345.33)

Account Number	Account Description	Revised Budget	Expended During Month	Expenditures to Date	% of Budget	Balance at EOM	P/ O Outstanding	Unencumbered Balance
01 1100 735 003 082	REG INSTR - SOFTWARE INSTR MUSIC PC	0.00	0.00	0.00	0.00	0.00	0.00	0.00
01 1100 735 004	REG INSTR - SOFTWARE HE	27,500.00	0.00	1,268.45	28.81	26,231.55	6,655.00	19,576.55
01 1100 735 004 001	REG INSTR - SOFTWARE 1ST GRADE HE	0.00	0.00	0.00	0.00	0.00	0.00	0.00
01 1100 735 004 002	REG INSTR - SOFTWARE 2ND GRADE HE	0.00	0.00	0.00	0.00	0.00	0.00	0.00
01 1100 735 004 003	REG INSTR - SOFTWARE 3RD GRADE HE	0.00	0.00	0.00	0.00	0.00	0.00	0.00
01 1100 735 004 004	REG INSTR - SOFTWARE 4TH GRADE HE	0.00	0.00	0.00	0.00	0.00	0.00	0.00
01 1100 735 004 005	REG INSTR - SOFTWARE 5TH GRADE HE	0.00	0.00	0.00	0.00	0.00	0.00	0.00
01 1100 735 004 007	REG INSTR - SOFTWARE KDG HE	0.00	0.00	0.00	0.00	0.00	0.00	0.00
01 1100 735 004 060	REG INSTR - SOFTWARE PE HE	0.00	0.00	0.00	0.00	0.00	0.00	0.00
01 1100 735 004 080	REG INSTR - SOFTWARE ART HE	0.00	0.00	0.00	0.00	0.00	0.00	0.00
01 1100 735 004 081	REG INSTR - SOFTWARE VOCAL MUSIC HE	0.00	0.00	0.00	0.00	0.00	0.00	0.00
01 1100 735 004 082	REG INSTR - SOFTWARE INSTR MUSIC HE	0.00	0.00	0.00	0.00	0.00	0.00	0.00
01 1100 735 005	REG INSTR - SOFTWARE BMS	32,500.00	0.00	1,594.91	32.56	30,905.09	8,987.50	21,917.59
01 1100 735 005 015	REG INSTR - SOFTWARE ENGLISH BMS	500.00	0.00	0.00	0.00	500.00	0.00	500.00
01 1100 735 005 018	REG INSTR - SOFTWARE READING BMS	250.00	0.00	6,762.28	2,704.91	(6,512.28)	0.00	(6,512.28)
01 1100 735 005 019	REG INSTR - SOFTWARE SPEECH/DRAMA BMS	0.00	0.00	0.00	0.00	0.00	0.00	0.00
01 1100 735 005 022	REG INSTR - SOFTWARE WORLD LANG BMS	0.00	0.00	0.00	0.00	0.00	0.00	0.00
01 1100 735 005 030	REG INSTR - SOFTWARE SOC STUD BMS	7,500.00	0.00	0.00	0.00	7,500.00	0.00	7,500.00
01 1100 735 005 040	REG INSTR - SOFTWARE MATH BMS	5,000.00	0.00	59.88	1.20	4,940.12	0.00	4,940.12
01 1100 735 005 050	REG INSTR - SOFTWARE T&L BMS	0.00	0.00	0.00	0.00	0.00	0.00	0.00
01 1100 735 005 054	REG INSTR - SOFTWARE COMPUTERS BMS	0.00	0.00	59.88	0.00	(59.88)	0.00	(59.88)
01 1100 735 005 060	REG INSTR - SOFTWARE PE/HEALTH BMS	500.00	0.00	0.00	0.00	500.00	0.00	500.00
01 1100 735 005 070	REG INSTR - SOFTWARE SCIENCE BMS	0.00	0.00	0.00	0.00	0.00	0.00	0.00
01 1100 735 005 080	REG INSTR - SOFTWARE ART BMS	0.00	0.00	0.00	0.00	0.00	0.00	0.00
01 1100 735 005 081	REG INSTR - SOFTWARE VOCAL MUSIC BMS	0.00	0.00	0.00	0.00	0.00	0.00	0.00
01 1100 735 005 082	REG INSTR - SOFTWARE INSTR MUSIC BMS	0.00	0.00	0.00	0.00	0.00	0.00	0.00
01 1100 735 005 083	REG INSTR - SOFTWARE GENERAL MUSIC BMS	0.00	0.00	165.36	0.00	(165.36)	0.00	(165.36)
01 1100 735 006	REG INSTR - SOFTWARE AP	27,500.00	0.00	1,268.45	28.81	26,231.55	6,655.00	19,576.55
01 1100 735 006 001	REG INSTR - SOFTWARE 1ST GRADE AP	0.00	0.00	0.00	0.00	0.00	0.00	0.00
01 1100 735 006 002	REG INSTR - SOFTWARE 2ND GRADE AP	0.00	0.00	0.00	0.00	0.00	0.00	0.00
01 1100 735 006 003	REG INSTR - SOFTWARE 3RD GRADE AP	0.00	0.00	0.00	0.00	0.00	0.00	0.00
01 1100 735 006 004	REG INSTR - SOFTWARE 4TH GRADE AP	0.00	0.00	0.00	0.00	0.00	0.00	0.00
01 1100 735 006 005	REG INSTR - SOFTWARE 5TH GRADE AP	0.00	0.00	0.00	0.00	0.00	0.00	0.00
01 1100 735 006 007	REG INSTR - SOFTWARE KDG AP	0.00	0.00	0.00	0.00	0.00	0.00	0.00
01 1100 735 006 060	REG INSTR - SOFTWARE PE AP	0.00	0.00	0.00	0.00	0.00	0.00	0.00
01 1100 735 006 080	REG INSTR - SOFTWARE ART AP	0.00	0.00	0.00	0.00	0.00	0.00	0.00
01 1100 735 006 081	REG INSTR - SOFTWARE VOCAL MUSIC AP	0.00	0.00	0.00	0.00	0.00	0.00	0.00
01 1100 735 006 082	REG INSTR - SOFTWARE INSTR MUSIC AP	0.00	0.00	0.00	0.00	0.00	0.00	0.00
01 1100 735 007	REG INSTR - SOFTWARE SE	27,500.00	0.00	1,268.45	28.81	26,231.55	6,655.00	19,576.55
01 1100 735 007 001	REG INSTR - SOFTWARE 1ST GRADE SE	0.00	0.00	0.00	0.00	0.00	0.00	0.00
01 1100 735 007 002	REG INSTR - SOFTWARE 2ND GRADE SE	0.00	0.00	0.00	0.00	0.00	0.00	0.00
01 1100 735 007 003	REG INSTR - SOFTWARE 3RD GRADE SE	0.00	0.00	0.00	0.00	0.00	0.00	0.00
01 1100 735 007 004	REG INSTR - SOFTWARE 4TH GRADE SE	0.00	0.00	0.00	0.00	0.00	0.00	0.00
01 1100 735 007 005	REG INSTR - SOFTWARE 5TH GRADE SE	0.00	0.00	0.00	0.00	0.00	0.00	0.00
01 1100 735 007 007	REG INSTR - SOFTWARE KDG SE	0.00	0.00	0.00	0.00	0.00	0.00	0.00
01 1100 735 007 060	REG INSTR - SOFTWARE PE SE	0.00	0.00	0.00	0.00	0.00	0.00	0.00
01 1100 735 007 080	REG INSTR - SOFTWARE ART SE	0.00	0.00	0.00	0.00	0.00	0.00	0.00
01 1100 735 007 081	REG INSTR - SOFTWARE VOCAL MUSIC SE	0.00	0.00	0.00	0.00	0.00	0.00	0.00
01 1100 735 007 082	REG INSTR - SOFTWARE INSTR MUSIC SE	0.00	0.00	0.00	0.00	0.00	0.00	0.00
01 1100 735 008	REG INSTR - SOFTWARE BSMS	32,500.00	0.00	1,594.90	32.56	30,905.10	8,987.50	21,917.60
01 1100 735 008 015	REG INSTR - SOFTWARE ENGLISH BSMS	500.00	0.00	0.00	0.00	500.00	0.00	500.00
01 1100 735 008 018	REG INSTR - SOFTWARE READING BSMS	250.00	0.00	8,772.80	3,509.12	(8,522.80)	0.00	(8,522.80)
01 1100 735 008 019	REG INSTR - SOFTWARE SPEECH/DRAMA BSMS	0.00	0.00	0.00	0.00	0.00	0.00	0.00
01 1100 735 008 022	REG INSTR - SOFTWARE WORLD LANG BSMS	0.00	0.00	0.00	0.00	0.00	0.00	0.00
01 1100 735 008 030	REG INSTR - SOFTWARE SOC STUD BSMS	7,500.00	0.00	0.00	0.00	7,500.00	0.00	7,500.00

Account Number	Account Description	Revised Budget	Expended During Month	Expenditures to Date	% of Budget	Balance at EOM	P/ O Outstanding	Unencumbered Balance
01 1100 735 008 040	REG INSTR - SOFTWARE MATH BSMS	5,000.00	0.00	179.64	3.59	4,820.36	0.00	4,820.36
01 1100 735 008 050	REG INSTR - SOFTWARE T&L BSMS	0.00	0.00	0.00	0.00	0.00	0.00	0.00
01 1100 735 008 054	REG INSTR - SOFTWARE COMPUTERS BSMS	0.00	0.00	59.88	0.00	(59.88)	0.00	(59.88)
01 1100 735 008 060	REG INSTR - SOFTWARE PE/HEALTH BSMS	500.00	0.00	0.00	0.00	500.00	0.00	500.00
01 1100 735 008 070	REG INSTR - SOFTWARE SCIENCE BSMS	2,500.00	0.00	0.00	0.00	2,500.00	0.00	2,500.00
01 1100 735 008 080	REG INSTR - SOFTWARE ART BSMS	0.00	0.00	0.00	0.00	0.00	0.00	0.00
01 1100 735 008 081	REG INSTR - SOFTWARE VOCAL MUSIC BSMS	0.00	0.00	0.00	0.00	0.00	0.00	0.00
01 1100 735 008 082	REG INSTR - SOFTWARE INSTR MUSIC BSMS	0.00	0.00	0.00	0.00	0.00	0.00	0.00
01 1100 735 008 083	REG INSTR - SOFTWARE GENERAL MUSIC BSMS	0.00	0.00	351.39	0.00	(351.39)	0.00	(351.39)
01 1100 810 000	REG INSTR - DUES & FEES DISTRICT	15,000.00	0.00	4,094.00	27.29	10,906.00	0.00	10,906.00
01 1100 810 001	REG INSTR - DUES & FEES HS	10,000.00	500.00	5,625.00	56.50	4,375.00	25.00	4,350.00
01 1100 810 001 015	REG INSTR - DUES & FEES ENGLISH HS	300.00	201.41	336.41	850.63	(36.41)	2,215.48	(2,251.89)
01 1100 810 001 016	REG INSTR - DUES & FEES JOURNALISM HS	500.00	0.00	95.00	19.00	405.00	0.00	405.00
01 1100 810 001 017	REG INSTR - DUES & FEES ONE-ACT HS	2,500.00	0.00	290.00	11.60	2,210.00	0.00	2,210.00
01 1100 810 001 020	REG INSTR - DUES & FEES SPANISH HS	100.00	0.00	25.00	25.00	75.00	0.00	75.00
01 1100 810 001 021	REG INSTR - DUES & FEES FRENCH HS	100.00	0.00	28.00	28.00	72.00	0.00	72.00
01 1100 810 001 030	REG INSTR - DUES & FEES SOC STUD HS	100.00	90.12	90.12	621.05	9.88	530.93	(521.05)
01 1100 810 001 040	REG INSTR - DUES & FEES MATH HS	100.00	743.41	743.41	743.41	(643.41)	0.00	(643.41)
01 1100 810 001 050	REG INSTR - DUES & FEES T&L HS	100.00	0.00	0.00	0.00	100.00	0.00	100.00
01 1100 810 001 051	REG INSTR - DUES & FEES BUSINESS HS	100.00	0.00	0.00	0.00	100.00	0.00	100.00
01 1100 810 001 052	REG INSTR - DUES & FEES IND TECH HS	0.00	0.00	0.00	0.00	0.00	0.00	0.00
01 1100 810 001 053	REG INSTR - DUES & FEES FCS HS	0.00	0.00	0.00	0.00	0.00	103.00	(103.00)
01 1100 810 001 060	REG INSTR - DUES & FEES PE HS	100.00	250.00	305.00	384.88	(205.00)	79.88	(284.88)
01 1100 810 001 070	REG INSTR - DUES & FEES SCIENCE HS	0.00	0.00	0.00	0.00	0.00	0.00	0.00
01 1100 810 001 080	REG INSTR - DUES & FEES ART HS	250.00	0.00	0.00	0.00	250.00	0.00	250.00
01 1100 810 001 081	REG INSTR - DUES & FEES VOCAL MUSIC HS	2,500.00	0.00	2,738.40	109.54	(238.40)	0.00	(238.40)
01 1100 810 001 082	REG INSTR - DUES & FEES INSTR MUSIC HS	4,500.00	0.00	4,430.50	98.46	69.50	0.00	69.50
01 1100 810 002	REG INSTR - DUES & FEES BE	4,000.00	0.00	702.50	28.44	3,297.50	435.00	2,862.50
01 1100 810 002 001	REG INSTR - DUES & FEES 1ST GRADE BE	500.00	0.00	0.00	0.00	500.00	0.00	500.00
01 1100 810 002 002	REG INSTR - DUES & FEES 2ND GRADE BE	500.00	0.00	750.00	150.00	(250.00)	0.00	(250.00)
01 1100 810 002 003	REG INSTR - DUES & FEES 3RD GRADE BE	500.00	0.00	547.55	229.51	(47.55)	600.00	(647.55)
01 1100 810 002 004	REG INSTR - DUES & FEES 4TH GRADE BE	500.00	0.00	0.00	0.00	500.00	0.00	500.00
01 1100 810 002 005	REG INSTR - DUES & FEES 5TH GRADE BE	500.00	0.00	630.00	126.00	(130.00)	0.00	(130.00)
01 1100 810 002 007	REG INSTR - DUES & FEES KDG BE	500.00	0.00	582.47	116.49	(82.47)	0.00	(82.47)
01 1100 810 002 060	REG INSTR - DUES & FEES PE BE	100.00	0.00	0.00	0.00	100.00	0.00	100.00
01 1100 810 002 080	REG INSTR - DUES & FEES ART BE	0.00	0.00	0.00	0.00	0.00	0.00	0.00
01 1100 810 002 081	REG INSTR - DUES & FEES VOCAL MUSIC BE	250.00	0.00	429.00	171.60	(179.00)	0.00	(179.00)
01 1100 810 002 082	REG INSTR - DUES & FEES INSTR MUSIC BE	0.00	0.00	0.00	0.00	0.00	0.00	0.00
01 1100 810 003	REG INSTR - DUES & FEES PC	4,000.00	0.00	180.00	4.50	3,820.00	0.00	3,820.00
01 1100 810 003 001	REG INSTR - DUES & FEES 1ST GRADE PC	500.00	0.00	883.50	176.70	(383.50)	0.00	(383.50)
01 1100 810 003 002	REG INSTR - DUES & FEES 2ND GRADE PC	500.00	0.00	711.00	142.20	(211.00)	0.00	(211.00)
01 1100 810 003 003	REG INSTR - DUES & FEES 3RD GRADE PC	500.00	0.00	570.00	114.00	(70.00)	0.00	(70.00)
01 1100 810 003 004	REG INSTR - DUES & FEES 4TH GRADE PC	500.00	0.00	0.00	0.00	500.00	0.00	500.00
01 1100 810 003 005	REG INSTR - DUES & FEES 5TH GRADE PC	500.00	0.00	782.00	156.40	(282.00)	0.00	(282.00)
01 1100 810 003 007	REG INSTR - DUES & FEES KDG PC	500.00	0.00	0.00	0.00	500.00	0.00	500.00
01 1100 810 003 060	REG INSTR - DUES & FEES PE PC	100.00	0.00	0.00	0.00	100.00	0.00	100.00
01 1100 810 003 080	REG INSTR - DUES & FEES ART PC	0.00	0.00	0.00	0.00	0.00	0.00	0.00
01 1100 810 003 081	REG INSTR - DUES & FEES VOCAL MUSIC PC	250.00	0.00	0.00	0.00	250.00	0.00	250.00
01 1100 810 003 082	REG INSTR - DUES & FEES INSTR MUSIC PC	0.00	0.00	0.00	0.00	0.00	0.00	0.00
01 1100 810 004	REG INSTR - DUES & FEES HE	4,000.00	0.00	630.00	15.75	3,370.00	0.00	3,370.00
01 1100 810 004 001	REG INSTR - DUES & FEES 1ST GRADE HE	500.00	0.00	1,183.26	236.65	(683.26)	0.00	(683.26)
01 1100 810 004 002	REG INSTR - DUES & FEES 2ND GRADE HE	500.00	0.00	747.00	149.40	(247.00)	0.00	(247.00)
01 1100 810 004 003	REG INSTR - DUES & FEES 3RD GRADE HE	500.00	0.00	741.00	148.20	(241.00)	0.00	(241.00)
01 1100 810 004 004	REG INSTR - DUES & FEES 4TH GRADE HE	500.00	0.00	0.00	0.00	500.00	0.00	500.00
01 1100 810 004 005	REG INSTR - DUES & FEES 5TH GRADE HE	500.00	0.00	829.00	165.80	(329.00)	0.00	(329.00)

Account Number	Account Description	Revised Budget	Expended During Month	Expenditures to Date	% of Budget	Balance at EOM	P/ O Outstanding	Unencumbered Balance
01 1100 810 004 007	REG INSTR - DUES & FEES KDG HE	500.00	0.00	866.23	173.25	(366.23)	0.00	(366.23)
01 1100 810 004 060	REG INSTR - DUES & FEES PE HE	100.00	0.00	0.00	0.00	100.00	0.00	100.00
01 1100 810 004 080	REG INSTR - DUES & FEES ART HE	0.00	0.00	0.00	0.00	0.00	0.00	0.00
01 1100 810 004 081	REG INSTR - DUES & FEES VOCAL MUSIC HE	250.00	0.00	0.00	0.00	250.00	0.00	250.00
01 1100 810 004 082	REG INSTR - DUES & FEES INSTR MUSIC HE	0.00	0.00	0.00	0.00	0.00	0.00	0.00
01 1100 810 005	REG INSTR - DUES & FEES BMS	4,000.00	0.00	180.00	21.63	3,820.00	685.00	3,135.00
01 1100 810 005 015	REG INSTR - DUES & FEES ENGLISH BMS	100.00	0.00	0.00	0.00	100.00	0.00	100.00
01 1100 810 005 018	REG INSTR - DUES & FEES READING BMS	100.00	0.00	0.00	0.00	100.00	0.00	100.00
01 1100 810 005 019	REG INSTR - DUES & FEES SPEECH/DRAMA BMS	100.00	0.00	0.00	0.00	100.00	0.00	100.00
01 1100 810 005 022	REG INSTR - DUES & FEES WORLD LANG BMS	100.00	0.00	0.00	0.00	100.00	0.00	100.00
01 1100 810 005 030	REG INSTR - DUES & FEES SOC STUD BMS	100.00	0.00	144.00	144.00	(44.00)	0.00	(44.00)
01 1100 810 005 040	REG INSTR - DUES & FEES MATH BMS	100.00	25.00	25.00	25.00	75.00	0.00	75.00
01 1100 810 005 050	REG INSTR - DUES & FEES T&L BMS	100.00	0.00	0.00	0.00	100.00	0.00	100.00
01 1100 810 005 054	REG INSTR - DUES & FEES COMPUTERS BMS	100.00	0.00	0.00	0.00	100.00	0.00	100.00
01 1100 810 005 060	REG INSTR - DUES & FEES PE/HEALTH BMS	100.00	0.00	0.00	0.00	100.00	0.00	100.00
01 1100 810 005 070	REG INSTR - DUES & FEES SCIENCE BMS	0.00	0.00	0.00	0.00	0.00	0.00	0.00
01 1100 810 005 080	REG INSTR - DUES & FEES ART BMS	250.00	0.00	150.00	60.00	100.00	0.00	100.00
01 1100 810 005 081	REG INSTR - DUES & FEES VOCAL MUSIC BMS	1,000.00	0.00	146.75	14.68	853.25	0.00	853.25
01 1100 810 005 082	REG INSTR - DUES & FEES INSTR MUSIC BMS	500.00	0.00	575.00	115.00	(75.00)	0.00	(75.00)
01 1100 810 005 083	REG INSTR - DUES & FEES GENERAL MUSIC BMS	100.00	0.00	25.00	25.00	75.00	0.00	75.00
01 1100 810 006	REG INSTR - DUES & FEES AP	4,000.00	0.00	180.00	4.50	3,820.00	0.00	3,820.00
01 1100 810 006 001	REG INSTR - DUES & FEES 1ST GRADE AP	500.00	0.00	711.00	142.20	(211.00)	0.00	(211.00)
01 1100 810 006 002	REG INSTR - DUES & FEES 2ND GRADE AP	500.00	0.00	0.00	0.00	500.00	0.00	500.00
01 1100 810 006 003	REG INSTR - DUES & FEES 3RD GRADE AP	500.00	0.00	630.00	126.00	(130.00)	0.00	(130.00)
01 1100 810 006 004	REG INSTR - DUES & FEES 4TH GRADE AP	500.00	0.00	0.00	0.00	500.00	0.00	500.00
01 1100 810 006 005	REG INSTR - DUES & FEES 5TH GRADE AP	500.00	0.00	0.00	0.00	500.00	0.00	500.00
01 1100 810 006 007	REG INSTR - DUES & FEES KDG AP	500.00	0.00	0.00	0.00	500.00	0.00	500.00
01 1100 810 006 060	REG INSTR - DUES & FEES PE AP	100.00	0.00	0.00	0.00	100.00	0.00	100.00
01 1100 810 006 080	REG INSTR - DUES & FEES ART AP	0.00	0.00	0.00	0.00	0.00	0.00	0.00
01 1100 810 006 081	REG INSTR - DUES & FEES VOCAL MUSIC AP	250.00	0.00	0.00	0.00	250.00	0.00	250.00
01 1100 810 006 082	REG INSTR - DUES & FEES INSTR MUSIC AP	0.00	0.00	0.00	0.00	0.00	0.00	0.00
01 1100 810 007	REG INSTR - DUES & FEES SE	4,000.00	0.00	180.00	21.85	3,820.00	694.00	3,126.00
01 1100 810 007 001	REG INSTR - DUES & FEES 1ST GRADE SE	500.00	0.00	675.49	135.10	(175.49)	0.00	(175.49)
01 1100 810 007 002	REG INSTR - DUES & FEES 2ND GRADE SE	500.00	0.00	0.00	0.00	500.00	0.00	500.00
01 1100 810 007 003	REG INSTR - DUES & FEES 3RD GRADE SE	500.00	0.00	1,053.00	210.60	(553.00)	0.00	(553.00)
01 1100 810 007 004	REG INSTR - DUES & FEES 4TH GRADE SE	500.00	0.00	560.00	112.00	(60.00)	0.00	(60.00)
01 1100 810 007 005	REG INSTR - DUES & FEES 5TH GRADE SE	500.00	0.00	0.00	0.00	500.00	0.00	500.00
01 1100 810 007 007	REG INSTR - DUES & FEES KDG SE	500.00	0.00	648.41	129.68	(148.41)	0.00	(148.41)
01 1100 810 007 060	REG INSTR - DUES & FEES PE SE	100.00	0.00	0.00	0.00	100.00	0.00	100.00
01 1100 810 007 080	REG INSTR - DUES & FEES ART SE	0.00	0.00	0.00	0.00	0.00	0.00	0.00
01 1100 810 007 081	REG INSTR - DUES & FEES VOCAL MUSIC SE	250.00	0.00	150.00	60.00	100.00	0.00	100.00
01 1100 810 007 082	REG INSTR - DUES & FEES INSTR MUSIC SE	0.00	0.00	0.00	0.00	0.00	0.00	0.00
01 1100 810 008	REG INSTR - DUES & FEES BSMS	4,000.00	0.00	180.00	26.25	3,820.00	870.00	2,950.00
01 1100 810 008 015	REG INSTR - DUES & FEES ENGLISH BSMS	100.00	0.00	0.00	0.00	100.00	0.00	100.00
01 1100 810 008 018	REG INSTR - DUES & FEES READING BSMS	100.00	0.00	0.00	0.00	100.00	0.00	100.00
01 1100 810 008 019	REG INSTR - DUES & FEES SPEECH/DRAMA BSMS	100.00	0.00	0.00	0.00	100.00	0.00	100.00
01 1100 810 008 022	REG INSTR - DUES & FEES WORLD LANG BSMS	100.00	0.00	0.00	0.00	100.00	0.00	100.00
01 1100 810 008 030	REG INSTR - DUES & FEES SOC STUD BSMS	100.00	0.00	135.00	135.00	(35.00)	0.00	(35.00)
01 1100 810 008 040	REG INSTR - DUES & FEES MATH BSMS	100.00	0.00	0.00	0.00	100.00	0.00	100.00
01 1100 810 008 050	REG INSTR - DUES & FEES T&L BSMS	100.00	0.00	0.00	0.00	100.00	0.00	100.00
01 1100 810 008 054	REG INSTR - DUES & FEES COMPUTERS BSMS	100.00	0.00	0.00	0.00	100.00	0.00	100.00
01 1100 810 008 060	REG INSTR - DUES & FEES PE/HEALTH BSMS	100.00	0.00	0.00	0.00	100.00	0.00	100.00
01 1100 810 008 070	REG INSTR - DUES & FEES SCIENCE BSMS	0.00	0.00	0.00	0.00	0.00	0.00	0.00
01 1100 810 008 080	REG INSTR - DUES & FEES ART BSMS	250.00	0.00	0.00	0.00	250.00	0.00	250.00
01 1100 810 008 081	REG INSTR - DUES & FEES VOCAL MUSIC BSMS	1,000.00	0.00	146.75	14.68	853.25	0.00	853.25

Account Number	Account Description	Revised Budget	Expended During Month	Expenditures to Date	% of Budget	Balance at EOM	P/ O Outstanding	Unencumbered Balance
01 1100 890 005 019	REG INSTR - OTHER MISC SPEECH/DRAMA BMS	0.00	0.00	0.00	0.00	0.00	0.00	0.00
01 1100 890 005 022	REG INSTR - OTHER MISC WORLD LANG BMS	0.00	0.00	0.00	0.00	0.00	0.00	0.00
01 1100 890 005 030	REG INSTR - OTHER MISC SOC STUD BMS	0.00	0.00	0.00	0.00	0.00	0.00	0.00
01 1100 890 005 040	REG INSTR - OTHER MISC MATH BMS	0.00	0.00	0.00	0.00	0.00	0.00	0.00
01 1100 890 005 050	REG INSTR - OTHER MISC T&L BMS	0.00	0.00	0.00	0.00	0.00	0.00	0.00
01 1100 890 005 054	REG INSTR - OTHER MISC COMPUTERS BMS	0.00	0.00	0.00	0.00	0.00	0.00	0.00
01 1100 890 005 060	REG INSTR - OTHER MISC PE/HEALTH BMS	0.00	0.00	0.00	0.00	0.00	0.00	0.00
01 1100 890 005 070	REG INSTR - OTHER MISC SCIENCE BMS	0.00	0.00	260.98	0.00	(260.98)	0.00	(260.98)
01 1100 890 005 080	REG INSTR - OTHER MISC ART BMS	0.00	0.00	0.00	0.00	0.00	0.00	0.00
01 1100 890 005 081	REG INSTR - OTHER MISC VOCAL MUSIC BMS	0.00	0.00	0.00	0.00	0.00	0.00	0.00
01 1100 890 005 082	REG INSTR - OTHER MISC INSTR MUSIC BMS	0.00	0.00	2,474.18	0.00	(2,474.18)	0.00	(2,474.18)
01 1100 890 005 083	REG INSTR - OTHER MISC GENERAL MUSIC BMS	0.00	0.00	0.00	0.00	0.00	0.00	0.00
01 1100 890 006	REG INSTR - OTHER MISC AP	2,500.00	0.00	0.00	0.00	2,500.00	0.00	2,500.00
01 1100 890 006 001	REG INSTR - OTHER MISC 1ST GRADE AP	0.00	0.00	0.00	0.00	0.00	0.00	0.00
01 1100 890 006 002	REG INSTR - OTHER MISC 2ND GRADE AP	0.00	0.00	720.00	0.00	(720.00)	0.00	(720.00)
01 1100 890 006 003	REG INSTR - OTHER MISC 3RD GRADE AP	0.00	0.00	0.00	0.00	0.00	288.00	(288.00)
01 1100 890 006 004	REG INSTR - OTHER MISC 4TH GRADE AP	0.00	0.00	0.00	0.00	0.00	0.00	0.00
01 1100 890 006 005	REG INSTR - OTHER MISC 5TH GRADE AP	0.00	0.00	0.00	0.00	0.00	0.00	0.00
01 1100 890 006 007	REG INSTR - OTHER MISC KDG AP	0.00	0.00	1,359.20	0.00	(1,359.20)	0.00	(1,359.20)
01 1100 890 006 060	REG INSTR - OTHER MISC PE AP	0.00	0.00	0.00	0.00	0.00	0.00	0.00
01 1100 890 006 080	REG INSTR - OTHER MISC ART AP	0.00	0.00	26.99	0.00	(26.99)	0.00	(26.99)
01 1100 890 006 081	REG INSTR - OTHER MISC VOCAL MUSIC AP	0.00	0.00	149.83	0.00	(149.83)	0.00	(149.83)
01 1100 890 006 082	REG INSTR - OTHER MISC INSTR MUSIC AP	0.00	0.00	0.00	0.00	0.00	0.00	0.00
01 1100 890 007	REG INSTR - OTHER MISC SE	2,500.00	0.00	0.00	0.00	2,500.00	0.00	2,500.00
01 1100 890 007 001	REG INSTR - OTHER MISC 1ST GRADE SE	0.00	0.00	0.00	0.00	0.00	0.00	0.00
01 1100 890 007 002	REG INSTR - OTHER MISC 2ND GRADE SE	0.00	0.00	136.00	0.00	(136.00)	0.00	(136.00)
01 1100 890 007 003	REG INSTR - OTHER MISC 3RD GRADE SE	0.00	0.00	0.00	0.00	0.00	0.00	0.00
01 1100 890 007 004	REG INSTR - OTHER MISC 4TH GRADE SE	0.00	0.00	0.00	0.00	0.00	0.00	0.00
01 1100 890 007 005	REG INSTR - OTHER MISC 5TH GRADE SE	0.00	0.00	240.00	0.00	(240.00)	0.00	(240.00)
01 1100 890 007 007	REG INSTR - OTHER MISC KDG SE	0.00	0.00	0.00	0.00	0.00	0.00	0.00
01 1100 890 007 060	REG INSTR - OTHER MISC PE SE	0.00	0.00	0.00	0.00	0.00	0.00	0.00
01 1100 890 007 080	REG INSTR - OTHER MISC ART SE	0.00	0.00	0.00	0.00	0.00	0.00	0.00
01 1100 890 007 081	REG INSTR - OTHER MISC VOCAL MUSIC SE	0.00	0.00	0.00	0.00	0.00	0.00	0.00
01 1100 890 007 082	REG INSTR - OTHER MISC INSTR MUSIC SE	0.00	0.00	0.00	0.00	0.00	0.00	0.00
01 1100 890 008	REG INSTR - OTHER MISC BSMS	2,500.00	0.00	3,181.75	127.27	(681.75)	0.00	(681.75)
01 1100 890 008 015	REG INSTR - OTHER MISC ENGLISH BSMS	0.00	0.00	0.00	0.00	0.00	0.00	0.00
01 1100 890 008 018	REG INSTR - OTHER MISC READING BSMS	0.00	0.00	34.16	0.00	(34.16)	0.00	(34.16)
01 1100 890 008 019	REG INSTR - OTHER MISC SPEECH/DRAMA BSMS	0.00	0.00	0.00	0.00	0.00	0.00	0.00
01 1100 890 008 022	REG INSTR - OTHER MISC WORLD LANG BSMS	0.00	0.00	0.00	0.00	0.00	0.00	0.00
01 1100 890 008 030	REG INSTR - OTHER MISC SOC STUD BSMS	0.00	0.00	0.00	0.00	0.00	0.00	0.00
01 1100 890 008 040	REG INSTR - OTHER MISC MATH BSMS	0.00	0.00	46.96	0.00	(46.96)	0.00	(46.96)
01 1100 890 008 050	REG INSTR - OTHER MISC T&L BSMS	0.00	0.00	0.00	0.00	0.00	0.00	0.00
01 1100 890 008 054	REG INSTR - OTHER MISC COMPUTERS BSMS	0.00	0.00	0.00	0.00	0.00	0.00	0.00
01 1100 890 008 060	REG INSTR - OTHER MISC PE/HEALTH BSMS	0.00	0.00	0.00	0.00	0.00	0.00	0.00
01 1100 890 008 070	REG INSTR - OTHER MISC SCIENCE BSMS	0.00	0.00	153.73	0.00	(153.73)	0.00	(153.73)
01 1100 890 008 080	REG INSTR - OTHER MISC ART BSMS	0.00	0.00	0.00	0.00	0.00	0.00	0.00
01 1100 890 008 081	REG INSTR - OTHER MISC VOCAL MUSIC BSMS	0.00	0.00	57.79	0.00	(57.79)	0.00	(57.79)
01 1100 890 008 082	REG INSTR - OTHER MISC INSTR MUSIC BSMS	0.00	0.00	2,111.66	0.00	(2,111.66)	0.00	(2,111.66)
01 1100 890 008 083	REG INSTR - OTHER MISC GENERAL MUSIC BSMS	0.00	0.00	0.00	0.00	0.00	0.00	0.00
1100	REGULAR INSTRUCTIONAL PROGRAMS	26,426,428.41	2,133,205.07	24,111,282.43	91.74	2,315,145.98	131,870.60	2,183,275.38
1150	LIMITED ENGLISH PROF PROGRAMS							
01 1150 111 000	LEP - SALARIES NON-INSTR DIST	125,231.56	10,389.83	114,288.13	91.26	10,943.43	0.00	10,943.43
01 1150 112 000	LEP - SALARIES INSTR AIDES DIST	49,525.72	0.00	35,187.66	71.05	14,338.06	0.00	14,338.06
01 1150 151 000	LEP - ADD'L COMP TEACHERS DIST	81.44	2,047.59	2,214.89	2,719.66	(2,133.45)	0.00	(2,133.45)
01 1150 152 000	LEP - ADD'L COMP INSTR AIDES DIST	42.04	0.00	53.04	126.17	(11.00)	0.00	(11.00)

Account Number	Account Description	Revised Budget	Expended During Month	Expenditures to Date	% of Budget	Balance at EOM	P/ O Outstanding	Unencumbered Balance
01 1160 231 008	POVERTY - RETIREMENT TEACHERS BSMS	0.00	0.00	0.00	0.00	0.00	0.00	0.00
01 1160 237 001	POVERTY - INCR RET CONTR HS	0.00	0.00	0.00	0.00	0.00	0.00	0.00
01 1160 237 002	POVERTY - INCR RET CONTR BE	0.00	0.00	0.00	0.00	0.00	0.00	0.00
01 1160 237 003	POVERTY - INCR RET CONTR PC	0.00	0.00	0.00	0.00	0.00	0.00	0.00
01 1160 237 004	POVERTY - INCR RET CONTR HE	0.00	0.00	0.00	0.00	0.00	0.00	0.00
01 1160 237 005	POVERTY - INCR RET CONTR BMS	0.00	0.00	0.00	0.00	0.00	0.00	0.00
01 1160 237 006	POVERTY - INCR RET CONTR AP	0.00	0.00	0.00	0.00	0.00	0.00	0.00
01 1160 237 007	POVERTY - INCR RET CONTR SE	0.00	0.00	0.00	0.00	0.00	0.00	0.00
01 1160 237 008	POVERTY - INCR RET CONTR BSMS	0.00	0.00	0.00	0.00	0.00	0.00	0.00
01 1160 281 001	POVERTY - HEALTH BEN TEACHERS HS	0.00	0.00	0.00	0.00	0.00	0.00	0.00
01 1160 281 002	POVERTY - HEALTH BEN TEACHERS BE	0.00	0.00	0.00	0.00	0.00	0.00	0.00
01 1160 281 003	POVERTY - HEALTH BEN TEACHERS PC	0.00	0.00	0.00	0.00	0.00	0.00	0.00
01 1160 281 004	POVERTY - HEALTH BEN TEACHERS HE	0.00	0.00	0.00	0.00	0.00	0.00	0.00
01 1160 281 005	POVERTY - HEALTH BEN TEACHERS BMS	0.00	0.00	0.00	0.00	0.00	0.00	0.00
01 1160 281 006	POVERTY - HEALTH TEACHERS AP	0.00	0.00	0.00	0.00	0.00	0.00	0.00
01 1160 281 007	POVERTY - HEALTH TEACHERS SE	0.00	0.00	0.00	0.00	0.00	0.00	0.00
01 1160 281 008	POVERTY - HEALTH BEN TEACHERS BSMS	0.00	0.00	0.00	0.00	0.00	0.00	0.00
01 1160 340 002	POVERTY - OTHER PROF SERVICES BE	0.00	0.00	0.00	0.00	0.00	0.00	0.00
01 1160 340 006	POVERTY - OTHER PROF SERVICES AP	0.00	0.00	0.00	0.00	0.00	0.00	0.00
01 1160 610 002	POVERTY - SUPPLIES BE	0.00	0.00	0.00	0.00	0.00	0.00	0.00
01 1160 610 006	POVERTY - SUPPLIES AP	0.00	0.00	0.00	0.00	0.00	0.00	0.00
1160	PROVERTY PROGRAMS	68.25	0.00	0.00	0.00	68.25	0.00	68.25
1200	SPECIAL EDUCATION INSTRUCTIONAL PROGRAMS							
01 1200 110 000	SPED - SALARIES NON-INSTR DIST	141,588.66	10,728.41	120,922.58	85.40	20,666.08	0.00	20,666.08
01 1200 111 000	SPED - SALARIES TEACHERS DIST	197,478.05	16,362.02	179,982.22	91.14	17,495.83	0.00	17,495.83
01 1200 111 001	SPED - SALARIES TEACHERS HS	392,725.47	28,923.39	350,280.81	89.19	42,444.66	0.00	42,444.66
01 1200 111 002	SPED - SALARIES TEACHERS BE	115,321.88	9,588.67	105,475.37	91.46	9,846.51	0.00	9,846.51
01 1200 111 003	SPED - SALARIES TEACHERS PC	161,219.35	12,972.50	144,150.36	89.41	17,068.99	0.00	17,068.99
01 1200 111 004	SPED - SALARIES TEACHERS HE	183,499.84	14,509.17	163,834.54	89.28	19,665.30	0.00	19,665.30
01 1200 111 005	SPED - SALARIES TEACHERS BMS	221,794.06	18,294.17	202,066.33	91.11	19,727.73	0.00	19,727.73
01 1200 111 006	SPED - SALARIES TEACHERS AP	174,914.88	14,906.59	160,020.60	91.48	14,894.28	0.00	14,894.28
01 1200 111 007	SPED - SALARIES TEACHERS SE	102,342.21	8,516.25	93,678.75	91.53	8,663.46	0.00	8,663.46
01 1200 111 008	SPED - SALARIES TEACHERS BSMS	210,416.15	17,347.92	191,004.33	90.77	19,411.82	0.00	19,411.82
01 1200 112 000	SPED - SALARIES INSTR AIDES	0.00	0.00	17,211.37	0.00	(17,211.37)	0.00	(17,211.37)
01 1200 112 001	SPED - SALARIES INSTR AIDES HS	79,371.69	0.00	59,820.15	75.37	19,551.54	0.00	19,551.54
01 1200 112 002	SPED - SALARIES INSTR AIDES BE	161,334.65	0.00	131,526.65	81.52	29,808.00	0.00	29,808.00
01 1200 112 003	SPED - SALARIES INSTR AIDES PC	156,141.01	0.00	121,934.45	78.09	34,206.56	0.00	34,206.56
01 1200 112 004	SPED - SALARIES INSTR AIDES HE	150,040.56	65.51	119,538.20	79.67	30,502.36	0.00	30,502.36
01 1200 112 005	SPED - SALARIES INSTR AIDES BMS	101,383.34	0.00	79,915.06	78.82	21,468.28	0.00	21,468.28
01 1200 112 006	SPED - SALARIES INSTR AIDES AP	145,057.66	0.00	115,528.89	79.64	29,528.77	0.00	29,528.77
01 1200 112 007	SPED - SALARIES INSTR AIDES SE	67,621.34	0.00	53,043.23	78.44	14,578.11	0.00	14,578.11
01 1200 112 008	SPED - SALARIES INSTR AIDES BSMS	133,532.57	0.00	112,448.34	84.21	21,084.23	0.00	21,084.23
01 1200 122 001	SPED - SUB AIDES HS	879.21	0.00	2,590.72	294.66	(1,711.51)	0.00	(1,711.51)
01 1200 122 002	SPED - SUB AIDES BE	3,741.92	0.00	5,840.80	156.09	(2,098.88)	0.00	(2,098.88)
01 1200 122 003	SPED - SUB AIDES PC	3,989.39	0.00	5,267.36	132.03	(1,277.97)	0.00	(1,277.97)
01 1200 122 004	SPED - SUB AIDES HE	6,469.60	0.00	1,689.44	26.11	4,780.16	0.00	4,780.16
01 1200 122 005	SPED - SUB AIDES BMS	1,315.16	0.00	1,624.80	123.54	(309.64)	0.00	(309.64)
01 1200 122 006	SPED - SUB AIDES AP	2,363.69	0.00	1,707.68	72.25	656.01	0.00	656.01
01 1200 122 007	SPED - SUB AIDES SE	4,100.09	0.00	5,530.72	134.89	(1,430.63)	0.00	(1,430.63)
01 1200 122 008	SPED - SUB AIDES BSMS	821.37	0.00	106.72	12.99	714.65	0.00	714.65
01 1200 123 001	SPED - SUB TEACHERS HS	8,755.78	0.00	23,152.50	264.43	(14,396.72)	0.00	(14,396.72)
01 1200 123 002	SPED - SUB TEACHERS BE	1,978.09	0.00	1,897.50	95.93	80.59	0.00	80.59
01 1200 123 003	SPED - SUB TEACHERS PC	2,890.26	0.00	18,049.48	624.49	(15,159.22)	0.00	(15,159.22)
01 1200 123 004	SPED - SUB TEACHERS HE	5,270.47	0.00	8,572.50	162.65	(3,302.03)	0.00	(3,302.03)
01 1200 123 005	SPED - SUB TEACHERS BMS	6,402.04	0.00	5,974.62	93.32	427.42	0.00	427.42

Account Number	Account Description	Revised Budget	Expended During Month	Expenditures to Date	% of Budget	Balance at EOM	P/ O Outstanding	Unencumbered Balance
01 1200 123 006	SPED - SUB TEACHERS AP	2,635.23	0.00	4,581.08	173.84	(1,945.85)	0.00	(1,945.85)
01 1200 123 007	SPED - SUB TEACHERS SE	4,595.56	0.00	1,402.50	30.52	3,193.06	0.00	3,193.06
01 1200 123 008	SPED - SUB TEACHERS BSMS	3,230.29	0.00	4,125.00	127.70	(894.71)	0.00	(894.71)
01 1200 130 000	SPED - OT SALARIES NON-INSTR DIST	417.21	35.57	1,172.49	281.03	(755.28)	0.00	(755.28)
01 1200 132 004	SPED - OT SALARIES NON-INSTR HE	501.73	0.00	23.02	4.59	478.71	0.00	478.71
01 1200 132 006	SPED- OT SALARIES NON- INSTR AP	0.00	0.00	266.80	0.00	(266.80)	0.00	(266.80)
01 1200 150 000	SPED - ADD'L COMP NON-INSTR DIST	333.93	9.37	2,103.07	629.79	(1,769.14)	0.00	(1,769.14)
01 1200 151 000	SPED - ADD'L COMP TEACHERS DIST	1,041.57	528.81	1,147.01	110.12	(105.44)	0.00	(105.44)
01 1200 151 001	SPED - ADD'L COMP TEACHERS HS	3,614.79	1,018.22	2,449.99	67.78	1,164.80	0.00	1,164.80
01 1200 151 002	SPED - ADD'L COMP TEACHERS BE	541.53	24.93	356.64	65.86	184.89	0.00	184.89
01 1200 151 003	SPED - ADD'L COMP TEACHERS PC	843.23	1,275.12	3,552.96	421.35	(2,709.73)	0.00	(2,709.73)
01 1200 151 004	SPED - ADD'L COMP TEACHERS HE	2,384.73	1,430.63	2,594.04	108.78	(209.31)	0.00	(209.31)
01 1200 151 005	SPED - ADD'L COMP TEACHERS BMS	1,329.52	679.52	2,956.12	222.34	(1,626.60)	0.00	(1,626.60)
01 1200 151 006	SPED - ADD'L COMP TEACHERS AP	465.66	1,438.20	2,263.07	485.99	(1,797.41)	0.00	(1,797.41)
01 1200 151 007	SPED - ADD'L COMP TEACHERS SE	649.11	488.73	891.55	137.35	(242.44)	0.00	(242.44)
01 1200 151 008	SPED - ADD'L COMP TEACHERS BSMS	710.74	526.49	1,307.68	183.99	(596.94)	0.00	(596.94)
01 1200 152 000	SPED - ADD'L COMP AIDES	0.00	0.00	75.44	0.00	(75.44)	0.00	(75.44)
01 1200 152 001	SPED - ADD'L COMP AIDES HS	159.60	0.00	152.89	95.80	6.71	0.00	6.71
01 1200 152 002	SPED - ADD'L COMP AIDES BE	141.54	0.00	368.04	260.03	(226.50)	0.00	(226.50)
01 1200 152 003	SPED - ADD'L COMP AIDES PC	193.17	0.00	359.70	186.21	(166.53)	0.00	(166.53)
01 1200 152 004	SPED - ADD'L COMP AIDES HE	160.82	0.00	305.76	190.13	(144.94)	0.00	(144.94)
01 1200 152 005	SPED - ADD'L COMP AIDES BMS	179.87	0.00	147.27	81.88	32.60	0.00	32.60
01 1200 152 006	SPED - ADD'L COMP AIDES AP	21.74	0.00	130.80	601.66	(109.06)	0.00	(109.06)
01 1200 152 007	SPED - ADD'L COMP AIDES SE	69.77	0.00	97.95	140.39	(28.18)	0.00	(28.18)
01 1200 152 008	SPED - ADD'L COMP AIDES BSMS	105.15	4.58	379.82	361.22	(274.67)	0.00	(274.67)
01 1200 210 000	SPED - GROUP INS NON-INSTR DIST	37,112.62	3,138.66	34,514.86	93.00	2,597.76	0.00	2,597.76
01 1200 211 000	SPED - GROUP INS TEACHERS/PROF DIST	11,946.42	857.02	9,416.82	78.83	2,529.60	0.00	2,529.60
01 1200 211 001	SPED - GROUP INS TEACHERS HS	89,812.10	8,083.17	82,809.13	92.20	7,002.97	0.00	7,002.97
01 1200 211 002	SPED - GROUP INS TEACHERS BE	39,255.92	3,138.66	34,514.86	87.92	4,741.06	0.00	4,741.06
01 1200 211 003	SPED - GROUP INS TEACHERS PC	47,586.64	4,016.48	44,134.48	92.75	3,452.16	0.00	3,452.16
01 1200 211 004	SPED - GROUP INS TEACHERS HE	59,582.94	5,490.69	58,956.71	98.95	626.23	0.00	626.23
01 1200 211 005	SPED - GROUP INS TEACHERS BMS	79,890.47	7,147.41	78,600.71	98.39	1,289.76	0.00	1,289.76
01 1200 211 006	SPED - GROUP INS TEACHERS AP	59,879.94	5,356.27	58,903.89	98.37	976.05	0.00	976.05
01 1200 211 007	SPED - GROUP INS TEACHERS SE	11,567.67	857.02	9,416.82	81.41	2,150.85	0.00	2,150.85
01 1200 211 008	SPED - GROUP INS TEACHERS BSMS	27,079.54	2,560.66	28,146.46	103.94	(1,066.92)	0.00	(1,066.92)
01 1200 212 000	SPED - GROUP INS INSTR AIDES	0.00	5.20	52.00	0.00	(52.00)	0.00	(52.00)
01 1200 212 001	SPED - GROUP INS AIDES HS	274.58	15.60	373.51	136.03	(98.93)	0.00	(98.93)
01 1200 212 002	SPED - GROUP INS AIDES BE	269.28	36.40	364.00	135.18	(94.72)	0.00	(94.72)
01 1200 212 003	SPED - GROUP INS AIDES PC	303.52	26.00	353.60	116.50	(50.08)	0.00	(50.08)
01 1200 212 004	SPED - GROUP INS AIDES HE	7,151.62	651.99	7,234.29	101.16	(82.67)	0.00	(82.67)
01 1200 212 005	SPED - GROUP INS AIDES BMS	310.39	15.60	208.00	67.01	102.39	0.00	102.39
01 1200 212 006	SPED - GROUP INS AIDES AP	176.28	321.62	3,667.05	2,080.24	(3,490.77)	0.00	(3,490.77)
01 1200 212 007	SPED - GROUP INS AIDES SE	128.25	10.40	143.28	111.72	(15.03)	0.00	(15.03)
01 1200 212 008	SPED - GROUP INS AIDES BSMS	155.20	15.60	270.40	174.23	(115.20)	0.00	(115.20)
01 1200 220 000	SPED - SOC SEC NON-INSTR DIST	10,112.69	850.97	9,796.02	96.87	316.67	0.00	316.67
01 1200 221 000	SPED - SOC SEC TEACHERS DIST	8,855.93	1,292.14	13,856.35	156.46	(5,000.42)	0.00	(5,000.42)
01 1200 221 001	SPED - SOC SEC TEACHERS HS	30,914.17	2,350.51	27,643.45	89.42	3,270.72	0.00	3,270.72
01 1200 221 002	SPED - SOC SEC TEACHERS BE	8,564.03	705.94	7,771.73	90.75	792.30	0.00	792.30
01 1200 221 003	SPED - SOC SEC TEACHERS PC	12,626.95	1,143.35	11,705.93	92.71	921.02	0.00	921.02
01 1200 221 004	SPED - SOC SEC TEACHERS HE	14,732.67	1,206.24	12,596.49	85.50	2,136.18	0.00	2,136.18
01 1200 221 005	SPED - SOC SEC TEACHERS BMS	16,954.84	1,427.62	15,421.44	90.96	1,533.40	0.00	1,533.40
01 1200 221 006	SPED - SOC SEC TEACHERS AP	7,909.70	1,236.62	12,263.31	155.04	(4,353.61)	0.00	(4,353.61)
01 1200 221 007	SPED - SOC SEC TEACHERS SE	8,163.58	724.71	7,628.85	93.45	534.73	0.00	534.73
01 1200 221 008	SPED - SOC SEC TEACHERS BSMS	12,436.59	1,395.84	15,025.07	120.81	(2,588.48)	0.00	(2,588.48)
01 1200 222 000	SPED - SOC SEC INSTR AIDES	0.00	0.00	1,322.48	0.00	(1,322.48)	0.00	(1,322.48)

Account Number	Account Description	Revised Budget	Expended During Month	Expenditures to Date	% of Budget	Balance at EOM	P/ O Outstanding	Unencumbered Balance
01 1200 610 002	SPED - SUPPLIES BE	2,000.00	623.96	5,723.78	286.39	(3,723.78)	4.11	(3,727.89)
01 1200 610 002 611	SPED - TESTING SUPPLIES BE	0.00	0.00	0.00	0.00	0.00	0.00	0.00
01 1200 610 003	SPED - SUPPLIES PC	2,000.00	0.00	2,451.68	122.58	(451.68)	0.00	(451.68)
01 1200 610 003 611	SPED - TESTING SUPPLIES PC	0.00	0.00	123.14	0.00	(123.14)	0.03	(123.17)
01 1200 610 004	SPED - SUPPLIES HE	2,000.00	0.00	1,215.43	66.28	784.57	110.20	674.37
01 1200 610 004 611	SPED - TESTING SUPPLIES HE	0.00	0.00	0.00	0.00	0.00	0.00	0.00
01 1200 610 005	SPED - SUPPLIES BMS	4,000.00	0.00	296.20	7.41	3,703.80	0.00	3,703.80
01 1200 610 005 611	SPED - TESTING SUPPLIES BMS	0.00	0.00	0.00	0.00	0.00	0.00	0.00
01 1200 610 006	SPED - SUPPLIES AP	2,000.00	36.10	2,221.42	114.21	(221.42)	62.68	(284.10)
01 1200 610 006 611	SPED - TESTING SUPPLIES AP	0.00	0.00	0.00	0.00	0.00	0.00	0.00
01 1200 610 007	SPED - SUPPLIES SE	2,000.00	0.00	884.91	44.25	1,115.09	0.00	1,115.09
01 1200 610 007 611	SPED - TESTING SUPPLIES SE	0.00	0.00	0.00	0.00	0.00	0.00	0.00
01 1200 610 008	SPED - SUPPLIES BSMS	4,000.00	39.36	3,980.09	99.50	19.91	0.00	19.91
01 1200 610 008 611	SPED - TESTING SUPPLIES BSMS	0.00	0.00	0.00	0.00	0.00	0.00	0.00
01 1200 640 000	SPED - BOOKS & PER DIST	0.00	0.00	0.00	0.00	0.00	0.00	0.00
01 1200 640 001	SPED - BOOKS & PER HS	0.00	85.00	222.23	0.00	(222.23)	0.00	(222.23)
01 1200 640 002	SPED - BOOKS & PER BE	0.00	0.00	0.00	0.00	0.00	0.00	0.00
01 1200 640 003	SPED - BOOKS & PER PC	0.00	0.00	275.61	0.00	(275.61)	0.00	(275.61)
01 1200 640 004	SPED - BOOKS & PER HE	0.00	0.00	113.77	0.00	(113.77)	0.00	(113.77)
01 1200 640 005	SPED - BOOKS & PER BMS	0.00	0.00	0.00	0.00	0.00	0.00	0.00
01 1200 640 006	SPED - BOOKS & PER AP	0.00	0.00	0.00	0.00	0.00	0.00	0.00
01 1200 640 007	SPED - BOOKS & PER SE	0.00	0.00	0.00	0.00	0.00	0.00	0.00
01 1200 640 008	SPED - BOOKS & PER BSMS	0.00	0.00	66.28	0.00	(66.28)	0.00	(66.28)
01 1200 650 001	SPED - SUPPLIES TECH-REL HS	100.00	0.00	54.95	54.95	45.05	0.00	45.05
01 1200 650 002	SPED - SUPPLIES TECH-REL BE	100.00	0.00	29.92	29.92	70.08	0.00	70.08
01 1200 650 003	SPED - SUPPLIES TECH-REL PC	100.00	0.00	0.00	0.00	100.00	0.00	100.00
01 1200 650 004	SPED - SUPPLIES TECH-REL HE	100.00	0.00	0.00	0.00	100.00	0.00	100.00
01 1200 650 005	SPED - SUPPLIES TECH-REL BMS	100.00	0.00	0.00	0.00	100.00	0.00	100.00
01 1200 650 006	SPED - SUPPLIES TECH-REL AP	100.00	0.00	29.92	29.92	70.08	0.00	70.08
01 1200 650 007	SPED - SUPPLIES TECH-REL SE	100.00	0.00	0.00	0.00	100.00	0.00	100.00
01 1200 650 008	SPED - SUPPLIES TECH-REL BSMS	100.00	0.00	21.49	21.49	78.51	0.00	78.51
01 1200 733 001	SPED - FURN & EQUIP HS	500.00	0.00	0.00	0.00	500.00	0.00	500.00
01 1200 733 002	SPED - FURN & EQUIP BE	500.00	0.00	0.00	0.00	500.00	0.00	500.00
01 1200 733 003	SPED - FURN & EQUIP PC	500.00	0.00	2,370.00	474.00	(1,870.00)	0.00	(1,870.00)
01 1200 733 004	SPED - FURN & EQUIP HE	500.00	0.00	226.74	45.35	273.26	0.00	273.26
01 1200 733 005	SPED - FURN & EQUIP BMS	500.00	0.00	0.00	0.00	500.00	0.00	500.00
01 1200 733 006	SPED - FURN & EQUIP AP	500.00	0.00	0.00	0.00	500.00	0.00	500.00
01 1200 733 007	SPED - FURN & EQUIP SE	500.00	0.00	62.39	12.48	437.61	0.00	437.61
01 1200 733 008	SPED - FURN & EQUIP BSMS	500.00	0.00	279.98	62.01	220.02	30.05	189.97
01 1200 734 001	SPED - HARDWARE HS	1,500.00	0.00	299.00	19.93	1,201.00	0.00	1,201.00
01 1200 734 002	SPED - HARDWARE BE	1,500.00	0.00	598.00	39.87	902.00	0.00	902.00
01 1200 734 003	SPED - HARDWARE PC	1,500.00	0.00	0.00	0.00	1,500.00	0.00	1,500.00
01 1200 734 004	SPED - HARDWARE HE	1,500.00	0.00	449.00	29.93	1,051.00	0.00	1,051.00
01 1200 734 005	SPED - HARDWARE BMS	1,500.00	0.00	0.00	0.00	1,500.00	0.00	1,500.00
01 1200 734 006	SPED - HARDWARE AP	1,500.00	0.00	598.00	39.87	902.00	0.00	902.00
01 1200 734 007	SPED - HARDWARE SE	1,500.00	0.00	0.00	0.00	1,500.00	0.00	1,500.00
01 1200 734 008	SPED - HARDWARE BSMS	1,500.00	0.00	0.00	0.00	1,500.00	0.00	1,500.00
01 1200 735 000	SPED - SOFTWARE DIST	3,000.00	0.00	6,411.40	213.71	(3,411.40)	0.00	(3,411.40)
01 1200 735 001	SPED - SOFTWARE HS	250.00	0.00	1,038.99	415.60	(788.99)	0.00	(788.99)
01 1200 735 002	SPED - SOFTWARE BE	250.00	0.00	0.00	0.00	250.00	0.00	250.00
01 1200 735 003	SPED - SOFTWARE PC	250.00	0.00	0.00	0.00	250.00	0.00	250.00
01 1200 735 004	SPED - SOFTWARE HE	250.00	0.00	49.99	20.00	200.01	0.00	200.01
01 1200 735 005	SPED - SOFTWARE BMS	250.00	0.00	1,033.00	413.20	(783.00)	0.00	(783.00)
01 1200 735 006	SPED - SOFTWARE AP	250.00	0.00	0.00	0.00	250.00	0.00	250.00
01 1200 735 007	SPED - SOFTWARE SE	250.00	0.00	0.00	0.00	250.00	0.00	250.00

Account Number	Account Description	Revised Budget	Expended During Month	Expenditures to Date	% of Budget	Balance at EOM	P/ O Outstanding	Unencumbered Balance
01 1200 735 008	SPED - SOFTWARE BSMS	250.00	0.00	1,033.00	413.20	(783.00)	0.00	(783.00)
01 1200 810 000	SPED - DUES & FEES DIST	2,000.00	3,675.00	6,165.00	417.00	(4,165.00)	2,175.00	(6,340.00)
01 1200 810 001	SPED - DUES & FEES HS	1,000.00	0.00	305.00	30.50	695.00	0.00	695.00
01 1200 810 002	SPED - DUES & FEES BE	1,000.00	0.00	130.00	13.00	870.00	0.00	870.00
01 1200 810 003	SPED - DUES & FEES PC	1,000.00	0.00	500.00	50.00	500.00	0.00	500.00
01 1200 810 004	SPED - DUES & FEES HE	1,000.00	0.00	330.00	33.00	670.00	0.00	670.00
01 1200 810 005	SPED - DUES & FEES BMS	1,000.00	0.00	0.00	0.00	1,000.00	0.00	1,000.00
01 1200 810 006	SPED - DUES & FEES AP	1,000.00	875.00	950.00	112.50	50.00	175.00	(125.00)
01 1200 810 007	SPED - DUES & FEES SE	1,000.00	0.00	0.00	0.00	1,000.00	0.00	1,000.00
01 1200 810 008	SPED - DUES & FEES BSMS	1,000.00	0.00	487.50	48.75	512.50	0.00	512.50
01 1200 890 000	SPED - OTHER MISC DIST	0.00	0.00	150.00	0.00	(150.00)	0.00	(150.00)
01 1200 890 001	SPED - OTHER MISC HS	0.00	0.00	0.00	0.00	0.00	0.00	0.00
01 1200 890 002	SPED - OTHER MISC BE	0.00	0.00	0.00	0.00	0.00	0.00	0.00
01 1200 890 003	SPED - OTHER MISC PC	0.00	0.00	0.00	0.00	0.00	0.00	0.00
01 1200 890 004	SPED - OTHER MISC HE	0.00	0.00	0.00	0.00	0.00	0.00	0.00
01 1200 890 005	SPED - OTHER MISC BMS	0.00	0.00	118.72	0.00	(118.72)	0.00	(118.72)
01 1200 890 006	SPED - OTHER MISC AP	0.00	0.00	0.00	0.00	0.00	0.00	0.00
01 1200 890 007	SPED - OTHER MISC SE	0.00	0.00	0.00	0.00	0.00	0.00	0.00
01 1200 890 008	SPED - OTHER MISC BSMS	0.00	0.00	164.93	0.00	(164.93)	0.00	(164.93)
1200	SPECIAL EDUCATION INSTRUCTIONAL PROGRAMS	4,931,256.91	282,689.50	4,520,852.20	91.75	410,404.71	3,435.77	406,968.94
1291	Special Education Instructional Programs 3-5							
01 1291 111 006	SPED 3-5 - SALARIES TEACHERS	322.20	0.00	0.00	0.00	322.20	0.00	322.20
01 1291 112 006	SPED 3-5 - SALARIES INSTR AIDES	0.00	0.00	121,201.53	0.00	(121,201.53)	0.00	(121,201.53)
01 1291 151 006	ADD'L COMP TEACHERS AP	0.00	0.00	0.00	0.00	0.00	0.00	0.00
01 1291 211 006	SPED 3-5 - GROUP INS TEACHERS	0.00	0.00	0.00	0.00	0.00	0.00	0.00
01 1291 212 006	SPED 3-5 - GROUP INS INSTR AIDES	0.00	39.00	358.80	0.00	(358.80)	0.00	(358.80)
01 1291 221 006	SPED 3-5 - SOC SEC TEACHERS	0.00	0.00	0.00	0.00	0.00	0.00	0.00
01 1291 222 006	SPED 3-5 - SOC SEC INSTR AIDES	0.00	0.00	9,262.40	0.00	(9,262.40)	0.00	(9,262.40)
01 1291 231 006	SPED 3-5 - RETIREMENT TEACHERS	0.00	0.00	0.00	0.00	0.00	0.00	0.00
01 1291 232 006	SPED 3-5 - RETIREMENT INSTR AIDES	0.00	0.00	8,908.33	0.00	(8,908.33)	0.00	(8,908.33)
01 1291 237 006	SPED 3-5 - INCR RET CONTR	0.00	0.00	3,063.69	0.00	(3,063.69)	0.00	(3,063.69)
01 1291 281 006	SPED 3-5 - HEALTH BEN TEACHERS	0.00	0.00	0.00	0.00	0.00	0.00	0.00
01 1291 320 006	SPED 3-5 - PROF EDUCATIONAL SERVICES	70,000.00	0.00	54,861.25	78.37	15,138.75	0.00	15,138.75
01 1291 334 000	SPED 3-5 - MILEAGE TO PARENTS	0.00	0.00	5,248.10	0.00	(5,248.10)	0.00	(5,248.10)
01 1291 610 006	SPED 3-5 - SUPPLIES	0.00	589.37	55,310.02	0.00	(55,310.02)	6,450.75	(61,760.77)
01 1291 733 006	SPED 3-5 - FURN & EQUIP	0.00	0.00	2,203.40	0.00	(2,203.40)	0.00	(2,203.40)
01 1291 810 006	SPED 3-5 - DUES & FEES	0.00	0.00	860.00	0.00	(860.00)	0.00	(860.00)
1291	Special Education Instructional Programs 3-5	70,322.20	628.37	261,277.52	380.72	(190,955.32)	6,450.75	(197,406.07)
1292	SPECIAL EDUCATION INSTRUCTIONAL PROGRAM							
01 1292 111 006	SALARIES TEACHERS AP	0.00	6,953.42	76,487.52	0.00	(76,487.52)	0.00	(76,487.52)
01 1292 151 006	ADD'L COMP TEACHERS AP	0.00	73.26	253.96	0.00	(253.96)	0.00	(253.96)
01 1292 211 006	GROUP INS TEACHERS/PROF AP	0.00	4.99	51.79	0.00	(51.79)	0.00	(51.79)
01 1292 221 006	SOC SEC TEACHERS/PROF AP	0.00	573.89	6,270.39	0.00	(6,270.39)	0.00	(6,270.39)
01 1292 231 006	RETIREMENT TEACHERS/PROF AP	0.00	515.14	5,625.84	0.00	(5,625.84)	0.00	(5,625.84)
01 1292 237 006	INCR RET CONTR AP	0.00	177.17	1,934.87	0.00	(1,934.87)	0.00	(1,934.87)
01 1292 281 006	HEALTH BEN TEACHERS/PROF AP	0.00	475.00	5,225.00	0.00	(5,225.00)	0.00	(5,225.00)
01 1292 580 000	SPED 0-2 - TRAVEL & MILEAGE	0.00	0.00	923.67	0.00	(923.67)	0.00	(923.67)
01 1292 610 006	SPED 0-2 - SUPPLIES	0.00	0.00	1,015.62	0.00	(1,015.62)	0.00	(1,015.62)
01 1292 650 006	SPED 0-2 - SUPPLIES-TECHN RELATED	0.00	0.00	598.00	0.00	(598.00)	0.00	(598.00)
1292	SPECIAL EDUCATION INSTRUCTIONAL PROGRAM	0.00	8,772.87	98,386.66	0.00	(98,386.66)	0.00	(98,386.66)
1300	SUMMER SCHOOL							
01 1300 111 001	SUMM SCHOOL - SALARIES TEACHERS HS	19,982.50	22,987.36	23,014.83	115.17	(3,032.33)	0.00	(3,032.33)
01 1300 111 002	SUMM SCHOOL - SALARIES TEACHERS BE	0.00	0.00	0.00	0.00	0.00	0.00	0.00
01 1300 111 003	SUMM SCHOOL - SALARIES TEACHERS PC	0.00	40,455.80	46,620.39	0.00	(46,620.39)	0.00	(46,620.39)

Account Number	Account Description	Revised Budget	Expended During Month	Expenditures to Date	% of Budget	Balance at EOM	P/ O Outstanding	Unencumbered Balance
01 1300 111 004	SUMM SCHOOL - SALARIES TEACHERS HE	39,068.72	31,143.64	36,184.02	92.62	2,884.70	0.00	2,884.70
01 1300 111 005	SUMM SCHOOL - SALARIES TEACHERS BMS	14,438.43	14,114.76	16,784.68	116.25	(2,346.25)	0.00	(2,346.25)
01 1300 111 006	SUMM SCHOOL - SALARIES TEACHERS AP	43,627.72	0.00	0.00	0.00	43,627.72	0.00	43,627.72
01 1300 111 007	SUMM SCHOOL - SALARIES TEACHERS SE	642.86	0.00	0.00	0.00	642.86	0.00	642.86
01 1300 111 008	SUMM SCHOOL - SALARIES TEACHERS BSMS	0.00	0.00	0.00	0.00	0.00	0.00	0.00
01 1300 112 001	SUMM SCHOOL - SALARIES INSTR AIDES HS	0.00	1,645.57	1,645.57	0.00	(1,645.57)	0.00	(1,645.57)
01 1300 112 002	SUMM SCHOOL - SALARIES INSTR AIDES BE	0.00	0.00	0.00	0.00	0.00	0.00	0.00
01 1300 112 003	SUMM SCHOOL - SALARIES INSTR AIDES PC	0.00	7,519.52	7,519.52	0.00	(7,519.52)	0.00	(7,519.52)
01 1300 112 004	SUMM SCHOOL - SALARIES INSTR AIDES HE	0.00	4,963.63	4,963.63	0.00	(4,963.63)	0.00	(4,963.63)
01 1300 112 005	SUMM SCHOOL - SALARIES INSTR AIDES BMS	0.00	0.00	0.00	0.00	0.00	0.00	0.00
01 1300 112 006	SUMM SCHOOL - SALARIES INSTR AIDES AP	0.00	773.60	773.60	0.00	(773.60)	0.00	(773.60)
01 1300 112 007	SUMM SCHOOL - SALARIES INSTR AIDES SE	0.00	0.00	0.00	0.00	0.00	0.00	0.00
01 1300 112 008	SUMM SCHOOL - SALARIES INSTR AIDES BSMS	0.00	0.00	0.00	0.00	0.00	0.00	0.00
01 1300 221 001	SUMM SCHOOL - SOC SEC TEACHERS HS	1,248.09	1,758.54	1,760.64	141.07	(512.55)	0.00	(512.55)
01 1300 221 002	SUMM SCHOOL - SOC SEC TEACHERS BE	2,912.21	0.00	0.00	0.00	2,912.21	0.00	2,912.21
01 1300 221 003	SUMM SCHOOL - SOC SEC TEACHERS PC	2,912.21	3,094.95	3,566.64	122.47	(654.43)	0.00	(654.43)
01 1300 221 004	SUMM SCHOOL - SOC SEC TEACHERS HE	0.00	2,382.49	2,768.09	0.00	(2,768.09)	0.00	(2,768.09)
01 1300 221 005	SUMM SCHOOL - SOC SEC TEACHERS BMS	0.00	1,079.74	1,283.90	0.00	(1,283.90)	0.00	(1,283.90)
01 1300 221 006	SUMM SCHOOL - SOC SEC TEACHERS AP	0.00	0.00	0.00	0.00	0.00	0.00	0.00
01 1300 221 007	SUMM SCHOOL - SOC SEC TEACHERS SE	0.00	0.00	0.00	0.00	0.00	0.00	0.00
01 1300 221 008	SUMM SCHOOL - SOC SEC TEACHERS BSMS	1,248.09	0.00	0.00	0.00	1,248.09	0.00	1,248.09
01 1300 222 001	SUMM SCHOOL - SOC SEC AIDES HS	35.53	125.90	125.90	354.35	(90.37)	0.00	(90.37)
01 1300 222 002	SUMM SCHOOL - SOC SEC AIDES BE	0.00	0.00	0.00	0.00	0.00	0.00	0.00
01 1300 222 003	SUMM SCHOOL - SOC SEC AIDES PC	0.00	575.25	575.25	0.00	(575.25)	0.00	(575.25)
01 1300 222 004	SUMM SCHOOL - SOC SEC AIDES HE	646.32	379.72	379.72	58.75	266.60	0.00	266.60
01 1300 222 005	SUMM SCHOOL - SOC SEC AIDES BMS	0.00	0.00	0.00	0.00	0.00	0.00	0.00
01 1300 222 006	SUMM SCHOOL - SOC SEC AIDES AP	561.63	59.18	59.18	10.54	502.45	0.00	502.45
01 1300 222 007	SUMM SCHOOL - SOC SEC AIDES SE	0.00	0.00	0.00	0.00	0.00	0.00	0.00
01 1300 222 008	SUMM SCHOOL - SOC SEC AIDES BSMS	0.00	0.00	0.00	0.00	0.00	0.00	0.00
01 1300 231 001	SUMM SCHOOL - RETIREMENT TEACHERS HS	1,611.55	1,622.59	1,622.59	100.69	(11.04)	0.00	(11.04)
01 1300 231 002	SUMM SCHOOL - RETIREMENT TEACHERS BE	3,760.29	0.00	0.00	0.00	3,760.29	0.00	3,760.29
01 1300 231 003	SUMM SCHOOL - RETIREMENT TEACHERS PC	3,760.29	2,679.14	3,095.85	82.33	664.44	0.00	664.44
01 1300 231 004	SUMM SCHOOL - RETIREMENT TEACHERS HE	0.00	2,289.02	2,659.45	0.00	(2,659.45)	0.00	(2,659.45)
01 1300 231 005	SUMM SCHOOL - RETIREMENT TEACHERS BMS	0.00	1,008.74	1,204.99	0.00	(1,204.99)	0.00	(1,204.99)
01 1300 231 006	SUMM SCHOOL - RETIREMENT TEACHERS AP	0.00	0.00	0.00	0.00	0.00	0.00	0.00
01 1300 231 007	SUMM SCHOOL - RETIREMENT TEACHERS SE	0.00	0.00	0.00	0.00	0.00	0.00	0.00
01 1300 231 008	SUMM SCHOOL - RETIREMENT TEACHERS BSMS	1,611.55	0.00	0.00	0.00	1,611.55	0.00	1,611.55
01 1300 232 001	SUMM SCHOOL - RETIREMENT AIDES HS	35.23	120.95	120.95	343.32	(85.72)	0.00	(85.72)
01 1300 232 002	SUMM SCHOOL - RETIREMENT AIDES BE	0.00	0.00	0.00	0.00	0.00	0.00	0.00
01 1300 232 003	SUMM SCHOOL - RETIREMENT AIDES PC	0.00	552.68	552.68	0.00	(552.68)	0.00	(552.68)
01 1300 232 004	SUMM SCHOOL - RETIREMENT AIDES HE	470.40	364.83	364.83	77.56	105.57	0.00	105.57
01 1300 232 005	SUMM SCHOOL - RETIREMENT AIDES BMS	0.00	0.00	0.00	0.00	0.00	0.00	0.00
01 1300 232 006	SUMM SCHOOL - RETIREMENT AIDES AP	209.79	0.00	0.00	0.00	209.79	0.00	209.79
01 1300 232 007	SUMM SCHOOL - RETIREMENT AIDES SE	0.00	0.00	0.00	0.00	0.00	0.00	0.00
01 1300 232 008	SUMM SCHOOL - RETIREMENT AIDES BSMS	0.00	0.00	0.00	0.00	0.00	0.00	0.00
01 1300 237 001	SUMM SCHOOL - INCR RET CONTR HS	0.00	599.62	599.62	0.00	(599.62)	0.00	(599.62)
01 1300 237 002	SUMM SCHOOL - INCR RET CONTR BE	0.00	0.00	0.00	0.00	0.00	0.00	0.00
01 1300 237 003	SUMM SCHOOL - INCR RET CONTR PC	0.00	1,111.43	1,254.78	0.00	(1,254.78)	0.00	(1,254.78)
01 1300 237 004	SUMM SCHOOL - INCR RET CONTR HE	0.00	912.69	1,040.09	0.00	(1,040.09)	0.00	(1,040.09)
01 1300 237 005	SUMM SCHOOL - INCR RET CONTR BMS	0.00	346.91	414.40	0.00	(414.40)	0.00	(414.40)
01 1300 237 006	SUMM SCHOOL - INCR RET CONTR AP	0.00	0.00	0.00	0.00	0.00	0.00	0.00
01 1300 237 007	SUMM SCHOOL - INCR RET CONTR SE	0.00	0.00	0.00	0.00	0.00	0.00	0.00
01 1300 237 008	SUMM SCHOOL - INCR RET CONTR BSMS	0.00	0.00	0.00	0.00	0.00	0.00	0.00
01 1300 580 001	SUMM SCHOOL - TRAVEL & MILEAGE HS	500.00	0.00	0.00	0.00	500.00	0.00	500.00
01 1300 610 001	SUMM SCHOOL - SUPPLIES HS	1,000.00	0.00	0.00	0.00	1,000.00	0.00	1,000.00

Account Number	Account Description	Revised Budget	Expended During Month	Expenditures to Date	% of Budget	Balance at EOM	P/ O Outstanding	Unencumbered Balance
01 1300 610 002	SUMM SCHOOL - SUPPLIES BE	1,000.00	0.00	0.00	0.00	1,000.00	0.00	1,000.00
01 1300 610 003	SUMM SCHOOL - SUPPLIES PC	1,000.00	308.77	1,485.20	151.71	(485.20)	31.89	(517.09)
01 1300 610 004	SUMM SCHOOL - SUPPLIES HE	1,000.00	0.00	342.31	34.23	657.69	0.02	657.67
01 1300 610 005	SUMM SCHOOL - SUPPLIES BMS	1,000.00	0.00	0.00	0.00	1,000.00	0.00	1,000.00
01 1300 610 006	SUMM SCHOOL - SUPPLIES AP	1,000.00	0.00	0.00	0.00	1,000.00	0.00	1,000.00
01 1300 610 007	SUMM SCHOOL - SUPPLIES SE	1,000.00	0.00	0.00	0.00	1,000.00	0.00	1,000.00
01 1300 610 008	SUMM SCHOOL - SUPPLIES BSMS	1,000.00	276.27	764.01	105.93	235.99	295.29	(59.30)
01 1300 640 001	SUMM SCHOOL - BOOKS & PER HS	0.00	0.00	0.00	0.00	0.00	0.00	0.00
01 1300 640 002	SUMM SCHOOL - BOOKS & PER BE	0.00	0.00	0.00	0.00	0.00	0.00	0.00
01 1300 640 003	SUMM SCHOOL - BOOKS & PER PC	0.00	0.00	0.00	0.00	0.00	0.00	0.00
01 1300 640 004	SUMM SCHOOL - BOOKS & PER HE	0.00	0.00	15.99	0.00	(15.99)	0.00	(15.99)
01 1300 640 005	SUMM SCHOOL - BOOKS & PER BMS	0.00	0.00	0.00	0.00	0.00	0.00	0.00
01 1300 640 006	SUMM SCHOOL - BOOKS & PER AP	0.00	0.00	0.00	0.00	0.00	0.00	0.00
01 1300 640 007	SUMM SCHOOL - BOOKS & PER SE	0.00	0.00	0.00	0.00	0.00	0.00	0.00
01 1300 640 008	SUMM SCHOOL - BOOKS & PER BSMS	0.00	0.00	0.00	0.00	0.00	0.00	0.00
01 1300 810 001	SUMM SCHOOL - DUES & FEES HS	0.00	0.00	0.00	0.00	0.00	0.00	0.00
01 1300 810 002	SUMM SCHOOL - DUES & FEES BE	0.00	0.00	0.00	0.00	0.00	0.00	0.00
01 1300 810 003	SUMM SCHOOL - DUES & FEES PC	0.00	0.00	0.00	0.00	0.00	0.00	0.00
01 1300 810 004	SUMM SCHOOL - DUES & FEES HE	0.00	0.00	0.00	0.00	0.00	0.00	0.00
01 1300 810 005	SUMM SCHOOL - DUES & FEES BMS	0.00	0.00	0.00	0.00	0.00	0.00	0.00
01 1300 810 006	SUMM SCHOOL - DUES & FEES AP	0.00	0.00	0.00	0.00	0.00	0.00	0.00
01 1300 810 007	SUMM SCHOOL - DUES & FEES SE	0.00	0.00	0.00	0.00	0.00	0.00	0.00
01 1300 810 008	SUMM SCHOOL - DUES & FEES BSMS	0.00	0.00	0.00	0.00	0.00	0.00	0.00
1300	SUMMER SCHOOL	147,283.41	145,253.29	163,563.30	111.28	(16,279.89)	327.20	(16,607.09)
2120	GUIDANCE SERVICES							
01 2120 110 001	GUIDANCE - SALARIES NON-INSTR HS	30,288.86	1,269.24	23,095.21	76.25	7,193.65	0.00	7,193.65
01 2120 110 005	GUIDANCE - SALARIES NON-INSTR BMS	0.00	0.00	0.00	0.00	0.00	0.00	0.00
01 2120 111 001	GUIDANCE - SALARIES TEACHERS HS	165,637.74	13,449.30	147,517.00	89.06	18,120.74	0.00	18,120.74
01 2120 111 002	GUIDANCE - SALARIES TEACHERS BE	72,286.77	5,750.08	63,250.88	87.50	9,035.89	0.00	9,035.89
01 2120 111 003	GUIDANCE - SALARIES TEACHERS PC	191,593.06	15,650.47	171,304.57	89.41	20,288.49	0.00	20,288.49
01 2120 111 004	GUIDANCE - SALARIES TEACHERS HE	72,023.77	5,716.84	62,885.24	87.31	9,138.53	0.00	9,138.53
01 2120 111 005	GUIDANCE - SALARIES TEACHERS BMS	97,126.19	7,301.05	80,311.55	82.69	16,814.64	0.00	16,814.64
01 2120 111 006	GUIDANCE - SALARIES TEACHERS AP	56,164.19	4,254.39	46,798.29	83.32	9,365.90	0.00	9,365.90
01 2120 111 007	GUIDANCE - SALARIES TEACHERS SE	61,429.58	4,786.19	52,648.09	85.70	8,781.49	0.00	8,781.49
01 2120 111 008	GUIDANCE - SALARIES TEACHERS BSMS	176,467.82	14,113.04	155,243.44	87.97	21,224.38	0.00	21,224.38
01 2120 130 001	GUIDANCE - OT SALARIES NON-INSTR HS	0.00	0.00	192.71	0.00	(192.71)	0.00	(192.71)
01 2120 130 005	GUIDANCE - OT SALARIES NON-INSTR BMS	0.00	0.00	0.00	0.00	0.00	0.00	0.00
01 2120 150 001	GUIDANCE - ADD'L COMP NON-INSTR HS	0.00	0.00	0.00	0.00	0.00	0.00	0.00
01 2120 150 005	GUIDANCE - ADD'L COMP NON-INSTR BMS	0.00	0.00	0.00	0.00	0.00	0.00	0.00
01 2120 151 001	GUIDANCE - ADD'L COMP TEACHERS HS	501.02	48.87	537.57	107.30	(36.55)	0.00	(36.55)
01 2120 151 002	GUIDANCE - ADD'L COMP TEACHERS BE	103.22	14.90	163.90	158.79	(60.68)	0.00	(60.68)
01 2120 151 003	GUIDANCE - ADD'L COMP TEACHERS PC	142.68	17.14	188.54	132.14	(45.86)	0.00	(45.86)
01 2120 151 004	GUIDANCE - ADD'L COMP TEACHERS HE	107.16	14.81	162.91	152.03	(55.75)	0.00	(55.75)
01 2120 151 005	GUIDANCE - ADD'L COMP TEACHERS BMS	184.35	19.03	209.33	113.55	(24.98)	0.00	(24.98)
01 2120 151 006	GUIDANCE - ADD'L COMP TEACHERS AP	107.42	11.02	121.22	112.85	(13.80)	0.00	(13.80)
01 2120 151 007	GUIDANCE - ADD'L COMP TEACHERS SE	117.49	259.84	383.84	326.70	(266.35)	0.00	(266.35)
01 2120 151 008	GUIDANCE - ADD'L COMP TEACHERS BSMS	352.83	1,760.60	2,128.30	603.21	(1,775.47)	0.00	(1,775.47)
01 2120 152 001	GUIDANCE - ADD'L COMP AIDES HS	0.00	0.00	0.00	0.00	0.00	0.00	0.00
01 2120 152 005	GUIDANCE - ADD'L COMP AIDES BMS	0.00	0.00	0.00	0.00	0.00	0.00	0.00
01 2120 210 001	GUIDANCE - GROUP INS NON-INSTR HS	71.63	851.82	2,379.88	3,322.46	(2,308.25)	0.00	(2,308.25)
01 2120 210 005	GUIDANCE - GROUP INS NON-INSTR BMS	0.00	0.00	0.00	0.00	0.00	0.00	0.00
01 2120 211 001	GUIDANCE - GROUP INS TEACHERS HS	48,233.35	3,808.95	41,888.05	86.84	6,345.30	0.00	6,345.30
01 2120 211 002	GUIDANCE - GROUP INS TEACHERS BE	26,893.14	2,286.84	25,150.04	93.52	1,743.10	0.00	1,743.10
01 2120 211 003	GUIDANCE - GROUP INS TEACHERS PC	25,571.63	2,297.24	25,254.04	98.76	317.59	0.00	317.59
01 2120 211 004	GUIDANCE - GROUP INS TEACHERS HE	22,376.96	2,286.84	25,150.04	112.39	(2,773.08)	0.00	(2,773.08)

Account Number	Account Description	Revised Budget	Expended During Month	Expenditures to Date	% of Budget	Balance at EOM	P/ O Outstanding	Unencumbered Balance
01 2120 211 005	GUIDANCE - GROUP INS TEACHERS BMS	27,443.38	2,286.84	25,150.04	91.64	2,293.34	0.00	2,293.34
01 2120 211 006	GUIDANCE - GROUP INS TEACHERS AP	71.63	851.82	898.62	1,254.53	(826.99)	0.00	(826.99)
01 2120 211 007	GUIDANCE - GROUP INS TEACHERS SE	11,003.96	851.82	9,364.82	85.10	1,639.14	0.00	1,639.14
01 2120 211 008	GUIDANCE - GROUP INS TEACHERS BSMS	27,515.01	2,292.04	25,202.04	91.59	2,312.97	0.00	2,312.97
01 2120 220 001	GUIDANCE - SOC SEC NON-INSTR HS	2,027.42	97.09	1,946.99	96.03	80.43	0.00	80.43
01 2120 220 005	GUIDANCE - SOC SEC NON-INSTR BMS	0.00	0.00	0.00	0.00	0.00	0.00	0.00
01 2120 221 001	GUIDANCE - SOC SEC TEACHERS HS	12,366.48	999.36	10,960.30	88.63	1,406.18	0.00	1,406.18
01 2120 221 002	GUIDANCE - SOC SEC TEACHERS BE	3,440.17	432.95	4,762.46	138.44	(1,322.29)	0.00	(1,322.29)
01 2120 221 003	GUIDANCE - SOC SEC TEACHERS PC	9,858.32	1,241.46	13,590.90	137.86	(3,732.58)	0.00	(3,732.58)
01 2120 221 004	GUIDANCE - SOC SEC TEACHERS HE	4,052.84	438.47	4,823.15	119.01	(770.31)	0.00	(770.31)
01 2120 221 005	GUIDANCE - SOC SEC TEACHERS BMS	6,923.34	551.91	6,071.01	87.69	852.33	0.00	852.33
01 2120 221 006	GUIDANCE - SOC SEC TEACHERS AP	4,525.26	326.31	3,952.77	87.35	572.49	0.00	572.49
01 2120 221 007	GUIDANCE - SOC SEC TEACHERS SE	4,437.51	385.53	4,051.53	91.30	385.98	0.00	385.98
01 2120 221 008	GUIDANCE - SOC SEC TEACHERS BSMS	13,703.95	1,242.59	12,349.69	90.12	1,354.26	0.00	1,354.26
01 2120 230 001	GUIDANCE - RETIREMENT NON-INSTR HS	1,809.37	93.29	1,711.66	94.60	97.71	0.00	97.71
01 2120 230 005	GUIDANCE - RETIREMENT NON-INSTR BMS	0.00	0.00	0.00	0.00	0.00	0.00	0.00
01 2120 231 001	GUIDANCE - RETIREMENT TEACHERS HS	12,583.98	988.52	10,842.55	86.16	1,741.43	0.00	1,741.43
01 2120 231 002	GUIDANCE - RETIREMENT TEACHERS BE	4,311.70	422.63	4,648.93	107.82	(337.23)	0.00	(337.23)
01 2120 231 003	GUIDANCE - RETIREMENT TEACHERS PC	13,336.87	1,150.31	12,590.91	94.41	745.96	0.00	745.96
01 2120 231 004	GUIDANCE - RETIREMENT TEACHERS HE	5,008.34	420.19	4,622.07	92.29	386.27	0.00	386.27
01 2120 231 005	GUIDANCE - RETIREMENT TEACHERS BMS	6,895.97	536.62	5,902.82	85.60	993.15	0.00	993.15
01 2120 231 006	GUIDANCE - RETIREMENT TEACHERS AP	4,018.40	312.70	3,439.70	85.60	578.70	0.00	578.70
01 2120 231 007	GUIDANCE - RETIREMENT TEACHERS SE	4,395.08	351.79	3,869.60	88.04	525.48	0.00	525.48
01 2120 231 008	GUIDANCE - RETIREMENT TEACHERS BSMS	13,198.13	1,037.31	11,410.41	86.45	1,787.72	0.00	1,787.72
01 2120 237 001	GUIDANCE - INCR RET CONTR HS	7,013.63	372.06	4,317.67	61.56	2,695.96	0.00	2,695.96
01 2120 237 002	GUIDANCE - INCR RET CONTR BE	1,138.97	145.35	1,598.85	140.38	(459.88)	0.00	(459.88)
01 2120 237 003	GUIDANCE - INCR RET CONTR PC	1,835.46	395.61	4,330.11	235.91	(2,494.65)	0.00	(2,494.65)
01 2120 237 004	GUIDANCE - INCR RET CONTR HE	1,378.57	144.51	1,589.61	115.31	(211.04)	0.00	(211.04)
01 2120 237 005	GUIDANCE - INCR RET CONTR BMS	2,371.70	184.55	2,030.15	85.60	341.55	0.00	341.55
01 2120 237 006	GUIDANCE - INCR RET CONTR AP	1,382.00	107.54	1,182.95	85.60	199.05	0.00	199.05
01 2120 237 007	GUIDANCE - INCR RET CONTR SE	1,511.56	120.98	1,330.86	88.05	180.70	0.00	180.70
01 2120 237 008	GUIDANCE - INCR RET CONTR BSMS	4,539.07	356.75	3,924.15	86.45	614.92	0.00	614.92
01 2120 280 001	GUIDANCE - HEALTH BEN NON-INSTR HS	1,801.59	0.00	2,187.50	121.42	(385.91)	0.00	(385.91)
01 2120 280 005	GUIDANCE - HEALTH BEN NON-INSTR BMS	0.00	0.00	0.00	0.00	0.00	0.00	0.00
01 2120 281 001	GUIDANCE - HEALTH BEN TEACHERS HS	5,083.09	0.00	0.00	0.00	5,083.09	0.00	5,083.09
01 2120 281 002	GUIDANCE - HEALTH BEN TEACHERS BE	0.00	0.00	0.00	0.00	0.00	0.00	0.00
01 2120 281 003	GUIDANCE - HEALTH BEN TEACHERS PC	4,107.64	712.50	7,837.50	190.80	(3,729.86)	0.00	(3,729.86)
01 2120 281 004	GUIDANCE - HEALTH BEN TEACHERS HE	0.00	0.00	0.00	0.00	0.00	0.00	0.00
01 2120 281 005	GUIDANCE - HEALTH BEN TEACHERS BMS	0.00	0.00	0.00	0.00	0.00	0.00	0.00
01 2120 281 006	GUIDANCE - HEALTH BEN TEACHERS AP	4,107.64	0.00	4,750.00	115.64	(642.36)	0.00	(642.36)
01 2120 281 007	GUIDANCE - HEALTH BEN TEACHERS SE	0.00	0.00	0.00	0.00	0.00	0.00	0.00
01 2120 281 008	GUIDANCE - HEALTH BEN TEACHERS BSMS	4,107.64	475.00	5,225.00	127.20	(1,117.36)	0.00	(1,117.36)
01 2120 580 001	GUIDANCE - TRAVEL & MILEAGE HS	100.00	0.00	73.70	73.70	26.30	0.00	26.30
01 2120 580 002	GUIDANCE - TRAVEL & MILEAGE BE	100.00	0.00	83.75	83.75	16.25	0.00	16.25
01 2120 580 003	GUIDANCE - TRAVEL & MILEAGE PC	100.00	0.00	0.00	0.00	100.00	0.00	100.00
01 2120 580 004	GUIDANCE - TRAVEL & MILEAGE HE	100.00	0.00	33.14	33.14	66.86	0.00	66.86
01 2120 580 005	GUIDANCE - TRAVEL & MILEAGE BMS	100.00	0.00	0.00	0.00	100.00	0.00	100.00
01 2120 580 006	GUIDANCE - TRAVEL & MILEAGE AP	100.00	0.00	0.00	0.00	100.00	0.00	100.00
01 2120 580 007	GUIDANCE - TRAVEL & MILEAGE SE	100.00	0.00	0.00	0.00	100.00	0.00	100.00
01 2120 580 008	GUIDANCE - TRAVEL & MILEAGE BSMS	100.00	0.00	0.00	0.00	100.00	0.00	100.00
01 2120 590 001	GUIDANCE - PURCHASED SERVICES HS	35,000.00	0.00	31,017.60	88.62	3,982.40	0.00	3,982.40
01 2120 590 002	GUIDANCE - PURCHASED SERVICES BE	20,000.00	0.00	15,980.96	79.90	4,019.04	0.00	4,019.04
01 2120 590 003	GUIDANCE - PURCHASED SERVICES PC	20,000.00	0.00	12,740.00	63.70	7,260.00	0.00	7,260.00
01 2120 590 004	GUIDANCE - PURCHASED SERVICES HE	20,000.00	0.00	12,072.67	60.36	7,927.33	0.00	7,927.33
01 2120 590 005	GUIDANCE - PURCHASED SERVICES BMS	30,000.00	0.00	14,128.84	47.10	15,871.16	0.00	15,871.16

Account Number	Account Description	Revised Budget	Expended During Month	Expenditures to Date	% of Budget	Balance at EOM	P/ O Outstanding	Unencumbered Balance
01 2120 590 006	GUIDANCE - PURCHASED SERVICES AP	20,000.00	0.00	10,981.20	54.91	9,018.80	0.00	9,018.80
01 2120 590 007	GUIDANCE - PURCHASED SERVICES SE	20,000.00	0.00	13,696.57	68.48	6,303.43	0.00	6,303.43
01 2120 590 008	GUIDANCE - PURCHASED SERVICES BSMS	30,000.00	0.00	8,856.25	29.52	21,143.75	0.00	21,143.75
01 2120 610 001	GUIDANCE - SUPPLIES HS	2,500.00	0.00	558.04	22.32	1,941.96	0.00	1,941.96
01 2120 610 001 611	GUIDANCE - TESTING SUPPLIES SUPPLIES HS	0.00	0.00	10,500.00	0.00	(10,500.00)	0.00	(10,500.00)
01 2120 610 002	GUIDANCE - SUPPLIES BE	2,500.00	0.00	2,032.48	81.66	467.52	8.97	458.55
01 2120 610 002 611	GUIDANCE - TESTING SUPPLIES BE	0.00	0.00	0.00	0.00	0.00	0.00	0.00
01 2120 610 003	GUIDANCE - SUPPLIES PC	2,500.00	0.00	573.97	22.96	1,926.03	0.00	1,926.03
01 2120 610 003 611	GUIDANCE - TESTING SUPPLIES PC	0.00	0.00	0.00	0.00	0.00	0.00	0.00
01 2120 610 004	GUIDANCE - SUPPLIES HE	2,500.00	0.00	2,511.45	101.63	(11.45)	29.25	(40.70)
01 2120 610 004 611	GUIDANCE - TESTING SUPPLIES HE	0.00	0.00	0.00	0.00	0.00	0.00	0.00
01 2120 610 005	GUIDANCE - SUPPLIES BMS	2,500.00	11.99	1,986.84	79.47	513.16	0.00	513.16
01 2120 610 005 611	GUIDANCE - TESTING SUPPLIES BMS	0.00	0.00	0.00	0.00	0.00	0.00	0.00
01 2120 610 006	GUIDANCE - SUPPLIES AP	2,500.00	0.00	687.57	27.50	1,812.43	0.00	1,812.43
01 2120 610 006 611	GUIDANCE - TESTING SUPPLIES AP	0.00	0.00	0.00	0.00	0.00	0.00	0.00
01 2120 610 007	GUIDANCE - SUPPLIES SE	2,500.00	0.00	2,154.03	86.26	345.97	2.42	343.55
01 2120 610 007 611	GUIDANCE - TESTING SUPPLIES SE	0.00	0.00	0.00	0.00	0.00	0.00	0.00
01 2120 610 008	GUIDANCE - SUPPLIES BSMS	2,500.00	0.00	115.66	4.63	2,384.34	0.00	2,384.34
01 2120 610 008 611	GUIDANCE - TESTING SUPPLIES BSMS	0.00	0.00	0.00	0.00	0.00	0.00	0.00
01 2120 733 001	GUIDANCE - FURN & EQUIP HS	0.00	0.00	218.49	0.00	(218.49)	0.00	(218.49)
01 2120 733 002	GUIDANCE - FURN & EQUIP BE	0.00	0.00	0.00	0.00	0.00	0.00	0.00
01 2120 733 003	GUIDANCE - FURN & EQUIP PC	0.00	0.00	37.67	0.00	(37.67)	0.00	(37.67)
01 2120 733 004	GUIDANCE - FURN & EQUIP HE	0.00	0.00	75.86	0.00	(75.86)	0.00	(75.86)
01 2120 733 005	GUIDANCE - FURN & EQUIP BMS	0.00	0.00	0.00	0.00	0.00	0.00	0.00
01 2120 733 006	GUIDANCE - FURN & EQUIP AP	0.00	0.00	0.00	0.00	0.00	0.00	0.00
01 2120 733 007	GUIDANCE - FURN & EQUIP SE	0.00	0.00	0.00	0.00	0.00	0.00	0.00
01 2120 733 008	GUIDANCE - FURN & EQUIP BSMS	0.00	0.00	1,709.46	0.00	(1,709.46)	0.00	(1,709.46)
01 2120 734 001	GUIDANCE - HARDWARE HS	0.00	0.00	0.00	0.00	0.00	0.00	0.00
01 2120 734 005	GUIDANCE - HARDWARE BMS	0.00	0.00	0.00	0.00	0.00	0.00	0.00
01 2120 810 001	GUIDANCE - DUES & FEES HS	1,000.00	0.00	2,035.00	503.50	(1,035.00)	3,000.00	(4,035.00)
01 2120 810 002	GUIDANCE - DUES & FEES BE	250.00	0.00	215.00	86.00	35.00	0.00	35.00
01 2120 810 003	GUIDANCE - DUES & FEES PC	250.00	0.00	85.00	34.00	165.00	0.00	165.00
01 2120 810 004	GUIDANCE - DUES & FEES HE	250.00	0.00	85.00	34.00	165.00	0.00	165.00
01 2120 810 005	GUIDANCE - DUES & FEES BMS	250.00	0.00	25.00	10.00	225.00	0.00	225.00
01 2120 810 006	GUIDANCE - DUES & FEES AP	250.00	0.00	0.00	0.00	250.00	0.00	250.00
01 2120 810 007	GUIDANCE - DUES & FEES SE	250.00	69.00	318.99	127.60	(68.99)	0.00	(68.99)
01 2120 810 008	GUIDANCE - DUES & FEES BSMS	250.00	0.00	25.00	10.00	225.00	0.00	225.00
01 2120 890 005	GUIDANCE - OTHER MISC BMS	0.00	0.00	1,993.70	0.00	(1,993.70)	0.00	(1,993.70)
01 2120 890 008	GUIDANCE - OTHER MISC BSMS	0.00	0.00	0.00	0.00	0.00	0.00	0.00
2120	GUIDANCE SERVICES	1,499,636.53	106,375.89	1,297,040.85	86.69	202,595.68	3,040.64	199,555.04
2130	HEALTH SERVICES							
01 2130 110 002	HEALTH SERV - SALARIES NON-INSTR BE	30,802.09	0.00	19,818.62	64.34	10,983.47	0.00	10,983.47
01 2130 110 003	HEALTH SERV - SALARIES NON-INSTR PC	0.00	0.00	0.00	0.00	0.00	0.00	0.00
01 2130 110 004	HEALTH SERV - SALARIES NON-INSTR HE	31,186.77	55.48	20,712.68	66.41	10,474.09	0.00	10,474.09
01 2130 110 006	HEALTH SERV - SALARIES NON-INSTR AP	6,463.50	0.00	352.75	5.46	6,110.75	0.00	6,110.75
01 2130 110 007	HEALTH SERV - SALARIES NON-INSTR SE	33,021.59	0.00	21,328.03	64.59	11,693.56	0.00	11,693.56
01 2130 130 003	HEALTH SERV - OT SALARIES NON-INSTR PC	0.00	0.00	0.00	0.00	0.00	0.00	0.00
01 2130 130 006	HEALTH SERV - OT SALARIES NON-INSTR AP	0.00	0.00	0.00	0.00	0.00	0.00	0.00
01 2130 130 007	HEALTH SERV - OT SALARIES NON-INSTR SE	0.00	0.00	36.47	0.00	(36.47)	0.00	(36.47)
01 2130 150 002	HEALTH SERV - ADD'L COMP NON-INSTR BE	55.02	0.00	50.16	91.17	4.86	0.00	4.86
01 2130 150 003	HEALTH SERV - ADD'L COMP NON-INSTR PC	39.07	0.00	0.00	0.00	39.07	0.00	39.07
01 2130 150 004	HEALTH SERV - ADD'L COMP NON-INSTR HE	40.81	0.00	52.32	128.20	(11.51)	0.00	(11.51)
01 2130 150 006	HEALTH SERV - ADD'L COMP NON-INSTR AP	43.41	0.00	51.60	118.87	(8.19)	0.00	(8.19)
01 2130 150 007	HEALTH SERV - ADD'L COMP NON-INSTR SE	40.19	0.00	50.88	126.60	(10.69)	0.00	(10.69)
01 2130 210 002	HEALTH SERV - GROUP INS NON-INSTR BE	59.01	5.20	52.00	88.12	7.01	0.00	7.01

Account Number	Account Description	Revised Budget	Expended During Month	Expenditures to Date	% of Budget	Balance at EOM	P/ O Outstanding	Unencumbered Balance
01 2141 734 002	PSYCH SERV - HARDWARE BE	0.00	0.00	0.00	0.00	0.00	0.00	0.00
01 2141 734 003	PSYCH SERV - HARDWARE PC	0.00	0.00	0.00	0.00	0.00	0.00	0.00
01 2141 734 004	PSYCH SERV - HARDWARE HE	0.00	0.00	0.00	0.00	0.00	0.00	0.00
01 2141 734 005	PSYCH SERV - HARDWARE BMS	0.00	0.00	0.00	0.00	0.00	0.00	0.00
01 2141 734 006	PSYCH SERV - HARDWARE AP	0.00	0.00	0.00	0.00	0.00	0.00	0.00
01 2141 734 007	PSYCH SERV - HARDWARE SE	0.00	0.00	0.00	0.00	0.00	0.00	0.00
01 2141 734 008	PSYCH SERV - HARDWARE BSMS	0.00	0.00	0.00	0.00	0.00	0.00	0.00
01 2141 735 000	PSYCH SERV - SOFTWARE DIST	0.00	0.00	0.00	0.00	0.00	0.00	0.00
01 2141 735 001	PSYCH SERV - SOFTWARE HS	0.00	0.00	0.00	0.00	0.00	0.00	0.00
01 2141 735 002	PSYCH SERV - SOFTWARE BE	0.00	0.00	0.00	0.00	0.00	0.00	0.00
01 2141 735 003	PSYCH SERV - SOFTWARE PC	0.00	0.00	0.00	0.00	0.00	0.00	0.00
01 2141 735 004	PSYCH SERV - SOFTWARE HE	0.00	0.00	0.00	0.00	0.00	0.00	0.00
01 2141 735 005	PSYCH SERV - SOFTWARE BMS	0.00	0.00	0.00	0.00	0.00	0.00	0.00
01 2141 735 006	PSYCH SERV - SOFTWARE AP	0.00	0.00	0.00	0.00	0.00	0.00	0.00
01 2141 735 007	PSYCH SERV - SOFTWARE SE	0.00	0.00	0.00	0.00	0.00	0.00	0.00
01 2141 735 008	PSYCH SERV - SOFTWARE BSMS	0.00	0.00	0.00	0.00	0.00	0.00	0.00
01 2141 810 000	PSYCH SERV - DUES & FEES DIST	250.00	0.00	1,020.00	408.00	(770.00)	0.00	(770.00)
01 2141 810 001	PSYCH SERV - DUES & FEES HS	0.00	0.00	0.00	0.00	0.00	0.00	0.00
01 2141 810 002	PSYCH SERV - DUES & FEES BE	0.00	0.00	0.00	0.00	0.00	0.00	0.00
01 2141 810 003	PSYCH SERV - DUES & FEES PC	0.00	0.00	0.00	0.00	0.00	0.00	0.00
01 2141 810 004	PSYCH SERV - DUES & FEES HE	0.00	0.00	0.00	0.00	0.00	0.00	0.00
01 2141 810 005	PSYCH SERV - DUES & FEES BMS	0.00	0.00	0.00	0.00	0.00	0.00	0.00
01 2141 810 006	PSYCH SERV - DUES & FEES AP	0.00	0.00	0.00	0.00	0.00	0.00	0.00
01 2141 810 007	PSYCH SERV - DUES & FEES SE	0.00	0.00	0.00	0.00	0.00	0.00	0.00
01 2141 810 008	PSYCH SERV - DUES & FEES BSMS	0.00	0.00	0.00	0.00	0.00	0.00	0.00
01 2141 890 000	PSYCH SERV - OTHER MISC DIST	0.00	0.00	0.00	0.00	0.00	25.00	(25.00)
01 2141 890 001	PSYCH SERV - OTHER MISC HS	0.00	0.00	0.00	0.00	0.00	0.00	0.00
01 2141 890 002	PSYCH SERV - OTHER MISC BE	0.00	0.00	0.00	0.00	0.00	0.00	0.00
01 2141 890 003	PSYCH SERV - OTHER MISC PC	0.00	0.00	0.00	0.00	0.00	0.00	0.00
01 2141 890 004	PSYCH SERV - OTHER MISC HE	0.00	0.00	0.00	0.00	0.00	0.00	0.00
01 2141 890 005	PSYCH SERV - OTHER MISC BMS	0.00	0.00	0.00	0.00	0.00	0.00	0.00
01 2141 890 006	PSYCH SERV - OTHER MISC AP	0.00	0.00	0.00	0.00	0.00	0.00	0.00
01 2141 890 007	PSYCH SERV - OTHER MISC SE	0.00	0.00	0.00	0.00	0.00	0.00	0.00
01 2141 890 008	PSYCH SERV - OTHER MISC BSMS	0.00	0.00	0.00	0.00	0.00	0.00	0.00
2141	PYSCH SERV SPED SA	483,097.36	38,575.88	426,163.81	88.65	56,933.55	2,113.60	54,819.95
2151	SPEECH PATH SPED SCHOOL AGE							
01 2151 111 001	SPEECH SPED SA - SALARIES TEACHERS HS	37,683.82	2,854.52	31,399.72	83.32	6,284.10	0.00	6,284.10
01 2151 111 002	SPEECH SPED SA - SALARIES TEACHERS BE	74,962.44	5,709.04	62,799.44	83.77	12,163.00	0.00	12,163.00
01 2151 111 003	SPEECH SPED SA - SALARIES TEACHERS PC	84,597.35	6,939.16	76,330.76	90.23	8,266.59	0.00	8,266.59
01 2151 111 004	SPEECH SPED SA - SALARIES TEACHERS HE	66,623.33	5,172.83	56,901.13	85.41	9,722.20	0.00	9,722.20
01 2151 111 005	SPEECH SPED SA - SALARIES TEACHERS BMS	37,683.82	2,854.52	31,399.72	83.32	6,284.10	0.00	6,284.10
01 2151 111 006	SPEECH SPED SA - SALARIES TEACHERS AP	0.00	0.00	0.00	0.00	0.00	0.00	0.00
01 2151 111 007	SPEECH SPED SA - SALARIES TEACHERS SE	55,374.14	4,468.82	38,417.31	69.38	16,956.83	0.00	16,956.83
01 2151 111 008	SPEECH SPED SA - SALARIES TEACHERS BSMS	34,062.46	2,018.67	22,205.37	65.19	11,857.09	0.00	11,857.09
01 2151 151 001	SPEECH SPED SA - ADD'L COMP TEACHES HS	245.86	23.19	255.09	103.75	(9.23)	0.00	(9.23)
01 2151 151 002	SPEECH SPED SA - ADD'L COMP TEACHES BE	450.48	46.38	510.18	113.25	(59.70)	0.00	(59.70)
01 2151 151 003	SPEECH SPED SA - ADD'L COMP TEACHES PC	188.61	22.77	250.47	132.80	(61.86)	0.00	(61.86)
01 2151 151 004	SPEECH SPED SA - ADD'L COMP TEACHES HE	127.43	676.90	811.40	636.74	(683.97)	0.00	(683.97)
01 2151 151 005	SPEECH SPED SA - ADD'L COMP TEACHES BMS	225.29	23.19	255.09	113.23	(29.80)	0.00	(29.80)
01 2151 151 006	SPEECH SPED SA - ADD'L COMP TEACHES AP	167.45	10.50	115.50	68.98	51.95	0.00	51.95
01 2151 151 007	SPEECH SPED SA - ADD'L COMP TEACHES SE	4,837.65	488.20	5,370.20	111.01	(532.55)	0.00	(532.55)
01 2151 151 008	SPEECH SPED SA - ADD'L COMP TEACHES BSMS	382.92	32.06	352.66	92.10	30.26	0.00	30.26
01 2151 211 001	SPEECH SPED SA - GROUP INS TEACHERS HS	13,721.76	1,143.43	12,575.13	91.64	1,146.63	0.00	1,146.63
01 2151 211 002	SPEECH SPED SA - GROUP INS TEACHERS BE	27,443.38	2,286.84	25,150.04	91.64	2,293.34	0.00	2,293.34
01 2151 211 003	SPEECH SPED SA - GROUP INS TEACHERS PC	28,252.65	2,289.44	25,176.04	89.11	3,076.61	0.00	3,076.61

Account Number	Account Description	Revised Budget	Expended During Month	Expenditures to Date	% of Budget	Balance at EOM	P/ O Outstanding	Unencumbered Balance
01 2151 211 004	SPEECH SPED SA - GROUP INS TEACHERS HE	71.63	5.20	52.00	72.60	19.63	0.00	19.63
01 2151 211 005	SPEECH SPED SA - GROUP INS TEACHERS BMS	13,721.62	1,143.41	12,574.91	91.64	1,146.71	0.00	1,146.71
01 2151 211 006	SPEECH SPED SA - GROUP INS TEACHERS AP	0.00	0.00	0.00	0.00	0.00	0.00	0.00
01 2151 211 007	SPEECH SPED SA - GROUP INS TEACHERS SE	71.63	4.58	45.79	63.93	25.84	0.00	25.84
01 2151 211 008	SPEECH SPED SA - GROUP INS TEACHERS BSMS	31.20	2.60	26.00	83.33	5.20	0.00	5.20
01 2151 221 001	SPEECH SPED SA - SOC SEC TEACHERS HS	2,682.49	215.38	2,369.18	88.32	313.31	0.00	313.31
01 2151 221 002	SPEECH SPED SA - SOC SEC TEACHERS BE	5,338.18	431.26	4,743.90	88.87	594.28	0.00	594.28
01 2151 221 003	SPEECH SPED SA - SOC SEC TEACHERS PC	5,250.84	524.52	5,769.65	109.88	(518.81)	0.00	(518.81)
01 2151 221 004	SPEECH SPED SA - SOC SEC TEACHERS HE	5,281.83	483.84	4,814.75	91.16	467.08	0.00	467.08
01 2151 221 005	SPEECH SPED SA - SOC SEC TEACHERS BMS	2,680.41	215.38	2,369.10	88.39	311.31	0.00	311.31
01 2151 221 006	SPEECH SPED SA - SOC SEC TEACHERS AP	45.63	0.81	8.87	19.44	36.76	0.00	36.76
01 2151 221 007	SPEECH SPED SA - SOC SEC TEACHERS SE	4,191.50	379.21	3,349.73	79.92	841.77	0.00	841.77
01 2151 221 008	SPEECH SPED SA - SOC SEC TEACHERS BSMS	2,391.19	156.89	1,725.79	72.17	665.40	0.00	665.40
01 2151 231 001	SPEECH SPED SA - RETIREMENT TEACHERS HS	2,713.00	210.97	2,320.67	85.54	392.33	0.00	392.33
01 2151 231 002	SPEECH SPED SA - RETIREMENT TEACHERS BE	5,393.18	421.93	4,641.23	86.06	751.95	0.00	751.95
01 2151 231 003	SPEECH SPED SA - RETIREMENT TEACHERS PC	5,341.70	510.38	5,614.18	105.10	(272.48)	0.00	(272.48)
01 2151 231 004	SPEECH SPED SA - RETIREMENT TEACHERS HE	4,766.70	380.20	4,182.20	87.74	584.50	0.00	584.50
01 2151 231 005	SPEECH SPED SA - RETIREMENT TEACHERS BMS	2,710.99	210.97	2,320.63	85.60	390.36	0.00	390.36
01 2151 231 006	SPEECH SPED SA - RETIREMENT TEACHERS AP	0.00	0.00	0.00	0.00	0.00	0.00	0.00
01 2151 231 007	SPEECH SPED SA - RETIREMENT TEACHERS SE	3,932.99	328.46	2,823.69	71.79	1,109.30	0.00	1,109.30
01 2151 231 008	SPEECH SPED SA - RETIREMENT TEACHERS BSMS	2,608.88	150.34	1,653.74	63.39	955.14	0.00	955.14
01 2151 237 001	SPEECH SPED SA - INCR RET CONTR HS	933.06	72.56	798.12	85.54	134.94	0.00	134.94
01 2151 237 002	SPEECH SPED SA - INCR RET CONTR BE	1,854.77	145.11	1,596.21	86.06	258.56	0.00	258.56
01 2151 237 003	SPEECH SPED SA - INCR RET CONTR PC	1,837.15	175.53	1,930.83	105.10	(93.68)	0.00	(93.68)
01 2151 237 004	SPEECH SPED SA - INCR RET CONTR HE	1,639.31	130.76	1,438.36	87.74	200.95	0.00	200.95
01 2151 237 005	SPEECH SPED SA - INCR RET CONTR BMS	932.36	72.56	798.08	85.60	134.28	0.00	134.28
01 2151 237 006	SPEECH SPED SA - INCR RET CONTR AP	0.00	0.00	0.00	0.00	0.00	0.00	0.00
01 2151 237 007	SPEECH SPED SA - INCR RET CONTR SE	1,608.60	112.97	971.17	60.37	637.43	0.00	637.43
01 2151 237 008	SPEECH SPED SA - INCR RET CONTR BSMS	1,584.98	51.71	568.81	35.89	1,016.17	0.00	1,016.17
01 2151 281 001	SPEECH SPED SA - HEALTH BEN TEACHERS HS	0.00	0.00	0.00	0.00	0.00	0.00	0.00
01 2151 281 003	SPEECH SPED SA - HEALTH BEN TEACHERS PC	381.28	0.00	0.00	0.00	381.28	0.00	381.28
01 2151 281 004	SPEECH SPED SA - HEALTH BEN TEACHERS HE	4,107.64	475.00	5,225.00	127.20	(1,117.36)	0.00	(1,117.36)
01 2151 281 007	SPEECH SPED SA - HEALTH BEN TEACHERS SE	0.00	0.00	0.00	0.00	0.00	0.00	0.00
01 2151 281 008	SPEECH SPED SA - HLTH BEN TEACHERS BSMS	2,160.27	0.00	0.00	0.00	2,160.27	0.00	2,160.27
01 2151 320 001	SPEECH SPED SA - PROF ED SERVICES HS	0.00	0.00	0.00	0.00	0.00	0.00	0.00
01 2151 320 002	SPEECH SPED SA - PROF ED SERVICES BE	0.00	0.00	0.00	0.00	0.00	0.00	0.00
01 2151 320 003	SPEECH SPED SA - PROF ED SERVICES PC	0.00	0.00	0.00	0.00	0.00	0.00	0.00
01 2151 320 004	SPEECH SPED SA - PROF ED SERVICES HE	0.00	0.00	0.00	0.00	0.00	0.00	0.00
01 2151 320 005	SPEECH SPED SA - PROF ED SERVICES BMS	0.00	0.00	0.00	0.00	0.00	0.00	0.00
01 2151 320 006	SPEECH SPED SA - PROF ED SERVICES AP	0.00	0.00	0.00	0.00	0.00	0.00	0.00
01 2151 320 007	SPEECH SPED SA - PROF ED SERVICES SE	50,000.00	0.00	24,169.19	48.34	25,830.81	0.00	25,830.81
01 2151 320 008	SPEECH SPED SA - PROF ED SERVICES BSMS	0.00	0.00	0.00	0.00	0.00	0.00	0.00
01 2151 580 000	SPEECH SPED SA - TRAVEL & MILEAGE DIST	100.00	0.00	1,209.36	1,209.36	(1,109.36)	0.00	(1,109.36)
01 2151 580 001	SPEECH SPED SA - TRAVEL & MILEAGE HS	100.00	0.00	12.45	12.45	87.55	0.00	87.55
01 2151 580 002	SPEECH SPED SA - TRAVEL & MILEAGE BE	100.00	0.00	0.00	0.00	100.00	0.00	100.00
01 2151 580 003	SPEECH SPED SA - TRAVEL & MILEAGE PC	100.00	0.00	0.00	0.00	100.00	0.00	100.00
01 2151 580 004	SPEECH SPED SA - TRAVEL & MILEAGE HE	100.00	0.00	0.00	0.00	100.00	0.00	100.00
01 2151 580 005	SPEECH SPED SA - TRAVEL & MILEAGE BMS	100.00	0.00	0.00	0.00	100.00	0.00	100.00
01 2151 580 006	SPEECH SPED SA - TRAVEL & MILEAGE AP	100.00	0.00	0.00	0.00	100.00	0.00	100.00
01 2151 580 007	SPEECH SPED SA - TRAVEL & MILEAGE SE	100.00	0.00	0.00	0.00	100.00	0.00	100.00
01 2151 580 008	SPEECH SPED SA - TRAVEL & MILEAGE BSMS	100.00	0.00	0.00	0.00	100.00	0.00	100.00
01 2151 590 001	PURCHASED SERVICES HS	0.00	30,499.42	30,499.42	0.00	(30,499.42)	0.00	(30,499.42)
01 2151 610 000	SPEECH SPED SA - SUPPLIES DIST	1,750.00	479.92	568.67	32.50	1,181.33	0.00	1,181.33
01 2151 610 001	SPEECH SPED SA - SUPPLIES HS	300.00	0.00	0.00	0.00	300.00	0.00	300.00
01 2151 610 001 611	SPEECH SPED SA - TESTING SUPPLIES HS	500.00	0.00	0.00	0.00	500.00	0.00	500.00

Account Number	Account Description	Revised Budget	Expended During Month	Expenditures to Date	% of Budget	Balance at EOM	P/ O Outstanding	Unencumbered Balance
2181	VISION SERVICE SPED SCHOOL AGE	0.00	0.00	0.00	0.00	0.00	0.00	0.00
2182	VISION SERVICES SPED AGE 3-5							
01 2182 320 000	VIS IMP SERV SPED 3-5 - PROF ED SERVICES	0.00	0.00	0.00	0.00	0.00	0.00	0.00
01 2182 590 000	VIS IMP SERV SPED 3-5 - PURCH SERVICES	5,000.00	0.00	2,691.86	53.84	2,308.14	0.00	2,308.14
01 2182 591 000	VIS IMP SERV SPED 3-5 - PURCH SERV OTH DIST	0.00	0.00	0.00	0.00	0.00	0.00	0.00
2182	VISION SERVICES SPED AGE 3-5	5,000.00	0.00	2,691.86	53.84	2,308.14	0.00	2,308.14
2183	VISION SERVICES SPED AGE 0-2							
01 2183 320 000	VIS IMP SERV SPED 0-2 - PROF ED SERVICES	0.00	0.00	0.00	0.00	0.00	0.00	0.00
01 2183 590 000	VIS IMP SERV SPED 0-2 - PURCH SERVICES	5,000.00	426.29	1,871.33	37.43	3,128.67	0.00	3,128.67
01 2183 591 000	VIS IMP SERV SPED 0-2 - PURCH SERV OTH DIST	0.00	0.00	0.00	0.00	0.00	0.00	0.00
2183	VISION SERVICES SPED AGE 0-2	5,000.00	426.29	1,871.33	37.43	3,128.67	0.00	3,128.67
2210	IMPROVEMENT OF INSTRUCTION							
01 2210 111 000	IMPR OF INSTR - SALARIES PROF DIST	136,768.60	10,693.75	117,631.25	86.01	19,137.35	0.00	19,137.35
01 2210 151 000	IMPR OF INSTR - ADD'L COMP PROF DIST	259.44	827.80	1,105.80	426.23	(846.36)	0.00	(846.36)
01 2210 211 000	IMPR OF INSTR - GROUP INS PROF DIST	27,443.38	2,286.84	25,150.04	91.64	2,293.34	0.00	2,293.34
01 2210 221 000	IMPR OF INSTR - SOC SEC PROF DIST	9,670.91	863.76	8,889.36	91.92	781.55	0.00	781.55
01 2210 231 000	IMPR OF INSTR - RETIREMENT PROF DIST	9,704.98	785.99	8,645.89	89.09	1,059.09	0.00	1,059.09
01 2210 237 000	IMPR OF INSTR - INCR RET CONTR DIST	3,337.72	270.32	2,973.52	89.09	364.20	0.00	364.20
01 2210 281 000	IMPR OF INSTR - HEALTH BEN PROF DIST	0.00	0.00	0.00	0.00	0.00	0.00	0.00
01 2210 580 000	IMPR OF INSTR - TRAVEL & MILEAGE	1,500.00	45.56	1,661.73	110.78	(161.73)	0.00	(161.73)
01 2210 610 000	IMPR OF INSTR - SUPPLIES	500.00	0.00	0.00	0.00	500.00	0.00	500.00
01 2210 810 000	IMPR OF INSTR - DUES & FEES	0.00	0.00	0.00	0.00	0.00	0.00	0.00
2210	IMPROVEMENT OF INSTRUCTION	189,185.03	15,774.02	166,057.59	87.78	23,127.44	0.00	23,127.44
2212	INST STAFF TRNG AND CURR DEV							
01 2212 111 000	INST & CURR DEV - SALARIES TEACHERS DIST	5,584.26	0.00	1,381.22	24.73	4,203.04	0.00	4,203.04
01 2212 111 001	INST & CURR DEV - SALARIES TEACHERS HS	16,090.52	2,505.31	9,796.86	60.89	6,293.66	0.00	6,293.66
01 2212 111 002	INST & CURR DEV - SALARIES TEACHERS BE	15,718.96	769.16	7,870.19	50.07	7,848.77	0.00	7,848.77
01 2212 111 003	INST & CURR DEV - SALARIES TEACHERS PC	17,021.65	631.81	7,857.02	46.16	9,164.63	0.00	9,164.63
01 2212 111 004	INST & CURR DEV - SALARIES TEACHERS HE	16,577.16	1,325.43	7,514.85	45.33	9,062.31	0.00	9,062.31
01 2212 111 005	INST & CURR DEV - SALARIES TEACHERS BMS	10,718.96	414.82	6,464.61	60.31	4,254.35	0.00	4,254.35
01 2212 111 006	INST & CURR DEV - SALARIES TEACHERS AP	15,674.91	631.81	8,596.86	54.84	7,078.05	0.00	7,078.05
01 2212 111 007	INST & CURR DEV - SALARIES TEACHERS SE	11,140.41	673.02	6,279.55	56.37	4,860.86	0.00	4,860.86
01 2212 111 008	INST & CURR DEV - SALARIES TEACHERS BSMS	13,674.25	1,071.33	7,734.83	56.56	5,939.42	0.00	5,939.42
01 2212 123 001	INST & CURR DEV - SUB TEACHERS HS	14,621.30	0.00	11,302.50	77.30	3,318.80	0.00	3,318.80
01 2212 123 002	INST & CURR DEV - SUB TEACHERS BE	7,565.67	0.00	3,300.00	43.62	4,265.67	0.00	4,265.67
01 2212 123 003	INST & CURR DEV - SUB TEACHERS PC	9,520.84	0.00	6,682.50	70.19	2,838.34	0.00	2,838.34
01 2212 123 004	INST & CURR DEV - SUB TEACHERS HE	6,885.61	0.00	5,729.58	83.21	1,156.03	0.00	1,156.03
01 2212 123 005	INST & CURR DEV - SUB TEACHERS BMS	7,055.63	0.00	5,280.00	74.83	1,775.63	0.00	1,775.63
01 2212 123 006	INST & CURR DEV - SUB TEACHERS AP	0.00	0.00	0.00	0.00	0.00	0.00	0.00
01 2212 123 007	INST & CURR DEV - SUB TEACHERS SE	0.00	0.00	0.00	0.00	0.00	0.00	0.00
01 2212 123 008	INST & CURR DEV - SUB TEACHERS BSMS	170.02	0.00	0.00	0.00	170.02	0.00	170.02
01 2212 221 000	INST & CURR DEV - SOC SEC TEACHERS DIST	402.84	0.00	105.63	26.22	297.21	0.00	297.21
01 2212 221 001	INST & CURR DEV - SOC SEC TEACHERS HS	1,160.87	191.70	749.74	64.58	411.13	0.00	411.13
01 2212 221 002	INST & CURR DEV - SOC SEC TEACHERS BE	773.23	58.84	602.24	77.89	170.99	0.00	170.99
01 2212 221 003	INST & CURR DEV - SOC SEC TEACHERS PC	1,227.70	48.37	601.19	48.97	626.51	0.00	626.51
01 2212 221 004	INST & CURR DEV - SOC SEC TEACHERS HE	1,195.40	101.44	575.27	48.12	620.13	0.00	620.13
01 2212 221 005	INST & CURR DEV - SOC SEC TEACHERS BMS	773.36	31.74	494.71	63.97	278.65	0.00	278.65
01 2212 221 006	INST & CURR DEV - SOC SEC TEACHERS AP	625.85	48.34	657.76	105.10	(31.91)	0.00	(31.91)
01 2212 221 007	INST & CURR DEV - SOC SEC TEACHERS SE	803.46	51.48	480.35	59.79	323.11	0.00	323.11
01 2212 221 008	INST & CURR DEV - SOC SEC TEACHERS BSMS	842.05	81.97	591.54	70.25	250.51	0.00	250.51
01 2212 223 001	INST & CURR DEV - SOC SEC SUB TCHRS HS	1,150.89	0.00	864.63	75.13	286.26	0.00	286.26
01 2212 223 002	INST & CURR DEV - SOC SEC SUB TCHRS BE	595.52	0.00	252.54	42.41	342.98	0.00	342.98
01 2212 223 003	INST & CURR DEV - SOC SEC SUB TCHRS PC	749.46	0.00	511.36	68.23	238.10	0.00	238.10
01 2212 223 004	INST & CURR DEV - SOC SEC SUB TCHRS HE	542.01	0.00	438.58	80.92	103.43	0.00	103.43

Account Number	Account Description	Revised Budget	Expended During Month	Expenditures to Date	% of Budget	Balance at EOM	P/ O Outstanding	Unencumbered Balance
01 2212 223 005	INST & CURR DEV - SOC SEC SUB TCHRS BMS	555.29	0.00	404.01	72.76	151.28	0.00	151.28
01 2212 223 006	INST & CURR DEV - SOC SEC SUB TCHRS AP	0.00	0.00	0.00	0.00	0.00	0.00	0.00
01 2212 223 007	INST & CURR DEV - SOC SEC SUB TCHRS SE	0.00	0.00	0.00	0.00	0.00	0.00	0.00
01 2212 223 008	INST & CURR DEV - SOC SEC SUB TCHRS BSMS	13.38	0.00	0.00	0.00	13.38	0.00	13.38
01 2212 230 001	RETIREMENT NON-INSTR HS	0.00	0.00	0.00	0.00	0.00	0.00	0.00
01 2212 231 000	INST & CURR DEV - RETIREMENT TEACHERS	363.35	0.00	101.50	27.93	261.85	0.00	261.85
01 2212 231 001	INST & CURR DEV - RETIREMENT TCHRS HS	1,031.67	147.38	683.30	66.23	348.37	0.00	348.37
01 2212 231 002	INST & CURR DEV - RETIREMENT TCHRS BE	694.41	56.52	578.39	83.29	116.02	0.00	116.02
01 2212 231 003	INST & CURR DEV - RETIREMENT TCHRS PC	1,113.33	46.43	577.50	51.87	535.83	0.00	535.83
01 2212 231 004	INST & CURR DEV - RETIREMENT TCHRS HE	1,145.77	97.42	552.37	48.21	593.40	0.00	593.40
01 2212 231 005	INST & CURR DEV - RETIREMENT TCHRS BMS	645.35	30.48	475.12	73.62	170.23	0.00	170.23
01 2212 231 006	INST & CURR DEV - RETIREMENT TCHRS AP	499.99	46.43	602.44	120.49	(102.45)	0.00	(102.45)
01 2212 231 007	INST & CURR DEV - RETIREMENT TCHRS SE	756.86	49.47	461.48	60.97	295.38	0.00	295.38
01 2212 231 008	INST & CURR DEV - RETIREMENT TCHRS BSMS	718.74	66.61	556.28	77.40	162.46	0.00	162.46
01 2212 233 000	INST & CURR DEV - RETIRE SUB TEACH DIST	0.00	0.00	0.00	0.00	0.00	0.00	0.00
01 2212 233 001	INST & CURR DEV - RETIRE SUB TEACHERS HS	0.00	0.00	0.00	0.00	0.00	0.00	0.00
01 2212 233 002	INST & CURR DEV - RETIRE SUB TEACHERS BE	0.00	0.00	0.00	0.00	0.00	0.00	0.00
01 2212 233 003	INST & CURR DEV - RETIRE SUB TEACHERS PC	0.00	0.00	12.11	0.00	(12.11)	0.00	(12.11)
01 2212 233 004	INST & CURR DEV - RETIRE SUB TEACHERS HE	26.54	0.00	48.51	182.78	(21.97)	0.00	(21.97)
01 2212 233 005	INST & CURR DEV - RETIRE SUB TEACHERS BMS	0.00	0.00	0.00	0.00	0.00	0.00	0.00
01 2212 233 006	INST & CURR DEV - RETIRE SUB TEACHERS AP	0.00	0.00	0.00	0.00	0.00	0.00	0.00
01 2212 233 007	INST & CURR DEV - RETIRE SUB TEACHERS SE	0.00	0.00	0.00	0.00	0.00	0.00	0.00
01 2212 233 008	INST & CURR DEV - RETIRE SUB TEACHERS BSMS	0.00	0.00	0.00	0.00	0.00	0.00	0.00
01 2212 237 000	INST & CURR DEV - INCR RET CONTR DIST	124.94	0.00	34.90	27.93	90.04	0.00	90.04
01 2212 237 001	INST & CURR DEV - INCR RET CONTR HS	363.89	50.70	235.05	64.59	128.84	0.00	128.84
01 2212 237 002	INST & CURR DEV - INCR RET CONTR BE	238.91	19.45	198.89	83.25	40.02	0.00	40.02
01 2212 237 003	INST & CURR DEV - INCR RET CONTR PC	401.03	15.98	202.69	50.54	198.34	0.00	198.34
01 2212 237 004	INST & CURR DEV - INCR RET CONTR HE	403.18	33.52	206.69	51.26	196.49	0.00	196.49
01 2212 237 005	INST & CURR DEV - INCR RET CONTR BMS	221.93	10.49	158.33	71.34	63.60	0.00	63.60
01 2212 237 006	INST & CURR DEV - INCR RET CONTR AP	172.03	15.98	207.22	120.46	(35.19)	0.00	(35.19)
01 2212 237 007	INST & CURR DEV - INCR RET CONTR SE	260.28	17.02	158.75	60.99	101.53	0.00	101.53
01 2212 237 008	INST & CURR DEV - INCR RET CONTR BSMS	247.26	22.92	191.35	77.39	55.91	0.00	55.91
01 2212 350 000	INST & CURR DEV - OTHER PROF SERV DIST	0.00	0.00	0.00	0.00	0.00	0.00	0.00
01 2212 580 000	INST & CURR DEV - TRAVEL & MILEAGE DIST	6,000.00	0.00	2,010.61	33.51	3,989.39	0.00	3,989.39
01 2212 580 001	INST & CURR DEV - TRAVEL & MILEAGE HS	0.00	0.00	0.00	0.00	0.00	0.00	0.00
01 2212 580 002	INST & CURR DEV - TRAVEL & MILEAGE BE	0.00	0.00	0.00	0.00	0.00	0.00	0.00
01 2212 580 003	INST & CURR DEV - TRAVEL & MILEAGE PC	0.00	0.00	0.00	0.00	0.00	0.00	0.00
01 2212 580 004	INST & CURR DEV - TRAVEL & MILEAGE HE	0.00	0.00	0.00	0.00	0.00	0.00	0.00
01 2212 580 005	INST & CURR DEV - TRAVEL & MILEAGE BMS	0.00	0.00	0.00	0.00	0.00	0.00	0.00
01 2212 580 006	INST & CURR DEV - TRAVEL & MILEAGE AP	0.00	0.00	0.00	0.00	0.00	0.00	0.00
01 2212 580 007	INST & CURR DEV - TRAVEL & MILEAGE SE	0.00	0.00	0.00	0.00	0.00	0.00	0.00
01 2212 580 008	INST & CURR DEV - TRAVEL & MILEAGE BSMS	0.00	0.00	0.00	0.00	0.00	0.00	0.00
01 2212 590 000	INST & CURR DEV - PURCHASED SRVS DIST	0.00	0.00	0.00	0.00	0.00	0.00	0.00
01 2212 610 000	INST & CURR DEV - SUPPLIES DIST	25,000.00	735.78	15,823.96	64.54	9,176.04	310.78	8,865.26
01 2212 610 001	INST & CURR DEV - SUPPLIES HS	1,200.00	0.00	552.22	46.02	647.78	0.00	647.78
01 2212 610 002	INST & CURR DEV - SUPPLIES BE	1,200.00	0.00	413.07	34.42	786.93	0.00	786.93
01 2212 610 003	INST & CURR DEV - SUPPLIES PC	1,200.00	0.00	244.76	20.40	955.24	0.00	955.24
01 2212 610 004	INST & CURR DEV - SUPPLIES HE	1,200.00	0.00	499.61	41.63	700.39	0.00	700.39
01 2212 610 005	INST & CURR DEV - SUPPLIES BMS	1,200.00	0.00	448.33	37.36	751.67	0.00	751.67
01 2212 610 006	INST & CURR DEV - SUPPLIES AP	1,200.00	0.00	478.82	39.90	721.18	0.00	721.18
01 2212 610 007	INST & CURR DEV - SUPPLIES SE	1,200.00	0.00	211.93	17.66	988.07	0.00	988.07
01 2212 610 008	INST & CURR DEV - SUPPLIES BSMS	1,200.00	0.00	717.33	59.78	482.67	0.00	482.67
01 2212 735 000	INST & CURR DEV - SOFTWARE DIST	5,500.00	0.00	0.00	0.00	5,500.00	0.00	5,500.00
01 2212 810 000	INST & CURR DEV - DUES & FEES DIST	25,000.00	150.00	18,231.32	84.08	6,768.68	2,787.73	3,980.95
01 2212 810 001	INST & CURR DEV - DUES & FEES HS	4,000.00	800.00	12,587.97	321.95	(8,587.97)	289.99	(8,877.96)

Account Number	Account Description	Revised Budget	Expended During Month	Expenditures to Date	% of Budget	Balance at EOM	P/ O Outstanding	Unencumbered Balance
01 2212 810 002	INST & CURR DEV - DUES & FEES BE	4,000.00	0.00	882.00	22.05	3,118.00	0.00	3,118.00
01 2212 810 003	INST & CURR DEV - DUES & FEES PC	4,000.00	0.00	2,322.82	58.79	1,677.18	28.75	1,648.43
01 2212 810 004	INST & CURR DEV - DUES & FEES HE	4,000.00	10.00	436.58	17.41	3,563.42	260.01	3,303.41
01 2212 810 005	INST & CURR DEV - DUES & FEES BMS	4,000.00	0.00	1,429.00	35.73	2,571.00	0.00	2,571.00
01 2212 810 006	INST & CURR DEV - DUES & FEES AP	4,000.00	0.00	1,028.00	25.70	2,972.00	0.00	2,972.00
01 2212 810 007	INST & CURR DEV - DUES & FEES SE	4,000.00	0.00	1,586.00	39.65	2,414.00	0.00	2,414.00
01 2212 810 008	INST & CURR DEV - DUES & FEES BSMS	4,000.00	0.00	859.41	21.49	3,140.59	0.00	3,140.59
01 2212 890 000	INST & CURR DEV - OTHER MISC DIST	0.00	0.00	0.00	0.00	0.00	0.00	0.00
01 2212 890 001	INST & CURR DEV - OTHER MISC HS	0.00	0.00	0.00	0.00	0.00	0.00	0.00
01 2212 890 002	INST & CURR DEV - OTHER MISC BE	0.00	0.00	0.00	0.00	0.00	0.00	0.00
01 2212 890 003	INST & CURR DEV - OTHER MISC PC	0.00	0.00	283.91	0.00	(283.91)	0.00	(283.91)
01 2212 890 004	INST & CURR DEV - OTHER MISC HE	0.00	0.00	0.00	0.00	0.00	0.00	0.00
01 2212 890 005	INST & CURR DEV - OTHER MISC BMS	0.00	0.00	0.00	0.00	0.00	0.00	0.00
01 2212 890 006	INST & CURR DEV - OTHER MISC AP	0.00	0.00	0.00	0.00	0.00	0.00	0.00
01 2212 890 007	INST & CURR DEV - OTHER MISC SE	0.00	0.00	0.00	0.00	0.00	0.00	0.00
01 2212 890 008	INST & CURR DEV - OTHER MISC BSMS	0.00	0.00	0.00	0.00	0.00	0.00	0.00
2212	INST STAFF TRNG AND CURR DEV	291,960.92	11,059.15	170,410.64	59.63	121,550.28	3,677.26	117,873.02
2213	INSTRUCTIONAL STAFF TRAINING							
01 2213 111 000	INST STAFF TRNG - SALARIES PROF STAFF DIST	96,834.41	7,478.26	82,260.86	84.95	14,573.55	0.00	14,573.55
01 2213 151 000	INST STAFF TRNG - ADD'L COMP PROF STAFF	185.21	19.35	212.85	114.92	(27.64)	0.00	(27.64)
01 2213 211 000	INST STAFF TRNG - GROUP INS TEACHERS/PROF	11,003.96	851.82	9,364.82	85.10	1,639.14	0.00	1,639.14
01 2213 221 000	INST STAFF TRNG - SOC SEC TEACHERS/PROF	6,998.85	573.07	6,303.82	90.07	695.03	0.00	695.03
01 2213 231 000	INST STAFF TRNG - RETIREMENT TEACHERS/PROF	6,928.25	549.65	6,046.15	87.27	882.10	0.00	882.10
01 2213 237 000	INST STAFF TRNG - INCR RET CONTR	2,382.76	189.04	2,079.39	87.27	303.37	0.00	303.37
01 2213 251 000	INST STAFF TRNG - TUITION REIMB TCHRS DIST	1,000.00	0.00	0.00	0.00	1,000.00	0.00	1,000.00
01 2213 251 001	INST STAFF TRNG - TUITION REIMB TCHRS HS	5,500.00	0.00	1,703.25	30.97	3,796.75	0.00	3,796.75
01 2213 251 002	INST STAFF TRNG - TUITION REIMB TCHRS BE	3,500.00	0.00	904.35	25.84	2,595.65	0.00	2,595.65
01 2213 251 003	INST STAFF TRNG - TUITION REIMB TCHRS PC	3,500.00	481.14	1,966.11	56.17	1,533.89	0.00	1,533.89
01 2213 251 004	INST STAFF TRNG - TUITION REIMB TCHRS HE	3,500.00	947.91	3,786.66	108.19	(286.66)	0.00	(286.66)
01 2213 251 005	INST STAFF TRNG - TUITION REIMB TCHRS BMS	5,500.00	0.00	2,554.87	46.45	2,945.13	0.00	2,945.13
01 2213 251 006	INST STAFF TRNG - TUITION REIMB TCHRS AP	3,500.00	0.00	1,265.70	36.16	2,234.30	0.00	2,234.30
01 2213 251 007	INST STAFF TRNG - TUITION REIMB TCHRS SE	3,500.00	567.75	2,937.83	83.94	562.17	0.00	562.17
01 2213 251 008	INST STAFF TRNG - TUITION REIMB TCHRS BSMS	5,500.00	0.00	3,231.56	58.76	2,268.44	0.00	2,268.44
01 2213 281 000	INST STAFF TRNG - HEALTH BEN TEACHERS	0.00	0.00	0.00	0.00	0.00	0.00	0.00
2213	INSTRUCTIONAL STAFF TRAINING	159,333.44	11,657.99	124,618.22	78.21	34,715.22	0.00	34,715.22
2220	SCHOOL LIBRARY SERVICES							
01 2220 111 001	LIBRARY - SALARIES TEACHERS HS	84,944.75	6,434.50	70,779.50	83.32	14,165.25	0.00	14,165.25
01 2220 111 002	LIBRARY - SALARIES TEACHERS BE	68,288.91	5,299.00	58,289.00	85.36	9,999.91	0.00	9,999.91
01 2220 111 003	LIBRARY - SALARIES TEACHERS PC	87,026.72	6,592.21	72,514.31	83.32	14,512.41	0.00	14,512.41
01 2220 111 004	LIBRARY - SALARIES TEACHERS HE	69,954.50	5,425.17	59,676.87	85.31	10,277.63	0.00	10,277.63
01 2220 111 005	LIBRARY - SALARIES TEACHERS BMS	37,898.80	2,854.52	31,399.72	82.85	6,499.08	0.00	6,499.08
01 2220 111 006	LIBRARY - SALARIES TEACHERS AP	74,118.45	5,740.58	63,146.38	85.20	10,972.07	0.00	10,972.07
01 2220 111 007	LIBRARY - SALARIES TEACHERS SE	69,954.50	5,740.58	63,146.38	90.27	6,808.12	0.00	6,808.12
01 2220 111 008	LIBRARY - SALARIES TEACHERS BSMS	37,898.80	2,854.52	31,399.72	82.85	6,499.08	0.00	6,499.08
01 2220 112 002	LIBRARY - SALARIES INSTR AIDES BE	19,043.72	0.00	15,604.92	81.94	3,438.80	0.00	3,438.80
01 2220 112 003	LIBRARY - SALARIES INSTR AIDES PC	20,285.21	0.00	15,515.34	76.49	4,769.87	0.00	4,769.87
01 2220 112 004	LIBRARY - SALARIES INSTR AIDES HE	19,636.43	0.00	15,691.06	79.91	3,945.37	0.00	3,945.37
01 2220 112 005	LIBRARY - SALARIES INSTR AIDES BMS	15,249.52	0.00	9,524.85	62.46	5,724.67	0.00	5,724.67
01 2220 112 006	LIBRARY - SALARIES INSTR AIDES AP	24,051.65	0.00	16,614.86	69.08	7,436.79	0.00	7,436.79
01 2220 112 007	LIBRARY - SALARIES INSTR AIDES SE	27,077.61	0.00	19,605.36	72.40	7,472.25	0.00	7,472.25
01 2220 112 008	LIBRARY - SALARIES INSTR AIDES BSMS	15,136.10	0.00	9,524.81	62.93	5,611.29	0.00	5,611.29
01 2220 122 001	LIBRARY - SUB AIDES HS	0.00	0.00	0.00	0.00	0.00	0.00	0.00
01 2220 122 002	LIBRARY - SUB AIDES BE	333.28	0.00	206.72	62.03	126.56	0.00	126.56
01 2220 122 003	LIBRARY - SUB AIDES PC	2,370.38	0.00	2,748.96	115.97	(378.58)	0.00	(378.58)

Account Number	Account Description	Revised Budget	Expended During Month	Expenditures to Date	% of Budget	Balance at EOM	P/ O Outstanding	Unencumbered Balance
01 2220 122 004	LIBRARY - SUB AIDES HE	0.00	0.00	3,835.17	0.00	(3,835.17)	0.00	(3,835.17)
01 2220 122 005	LIBRARY - SUB AIDES BMS	0.00	0.00	166.40	0.00	(166.40)	0.00	(166.40)
01 2220 122 006	LIBRARY - SUB AIDES AP	214.97	0.00	97.92	45.55	117.05	0.00	117.05
01 2220 122 007	LIBRARY - SUB AIDES SE	0.00	0.00	802.40	0.00	(802.40)	0.00	(802.40)
01 2220 123 001	LIBRARY - SUB TEACHERS HS	1,360.12	0.00	1,567.50	115.25	(207.38)	0.00	(207.38)
01 2220 123 002	LIBRARY - SUB TEACHERS BE	510.05	0.00	1,485.00	291.15	(974.95)	0.00	(974.95)
01 2220 123 003	LIBRARY - SUB TEACHERS PC	2,278.09	0.00	2,392.50	105.02	(114.41)	0.00	(114.41)
01 2220 123 004	LIBRARY - SUB TEACHERS HE	595.05	0.00	1,650.00	277.29	(1,054.95)	0.00	(1,054.95)
01 2220 123 005	LIBRARY - SUB TEACHERS BMS	3,230.29	0.00	1,650.00	51.08	1,580.29	0.00	1,580.29
01 2220 123 006	LIBRARY - SUB TEACHERS AP	5,185.46	0.00	2,062.50	39.77	3,122.96	0.00	3,122.96
01 2220 123 007	LIBRARY - SUB TEACHERS SE	1,190.11	0.00	1,155.00	97.05	35.11	0.00	35.11
01 2220 123 008	LIBRARY - SUB TEACHERS BSMS	0.00	0.00	0.00	0.00	0.00	0.00	0.00
01 2220 151 001	LIBRARY - ADD'L COMP TEACHERS HS	162.47	16.73	184.03	113.27	(21.56)	0.00	(21.56)
01 2220 151 002	LIBRARY - ADD'L COMP TEACHERS BE	130.61	13.78	151.58	116.06	(20.97)	0.00	(20.97)
01 2220 151 003	LIBRARY - ADD'L COMP TEACHERS PC	166.45	17.14	188.54	113.27	(22.09)	0.00	(22.09)
01 2220 151 004	LIBRARY - ADD'L COMP TEACHERS HE	173.99	14.11	155.21	89.21	18.78	0.00	18.78
01 2220 151 005	LIBRARY - ADD'L COMP TEACHERS BMS	72.03	88.63	150.13	208.43	(78.10)	0.00	(78.10)
01 2220 151 006	LIBRARY - ADD'L COMP TEACHERS AP	180.72	14.93	164.23	90.88	16.49	0.00	16.49
01 2220 151 007	LIBRARY - ADD'L COMP TEACHERS SE	133.80	14.93	164.23	122.74	(30.43)	0.00	(30.43)
01 2220 151 008	LIBRARY - ADD'L COMP TEACHERS BSMS	0.00	88.63	150.13	0.00	(150.13)	0.00	(150.13)
01 2220 152 002	LIBRARY - ADD'L COMP AIDES BE	0.00	0.00	84.51	0.00	(84.51)	0.00	(84.51)
01 2220 152 003	LIBRARY - ADD'L COMP AIDES PC	20.09	0.00	0.00	0.00	20.09	0.00	20.09
01 2220 152 004	LIBRARY - ADD'L COMP AIDES HE	0.00	0.00	15.27	0.00	(15.27)	0.00	(15.27)
01 2220 152 006	LIBRARY - ADD'L COMP AIDES AP	0.00	0.00	0.00	0.00	0.00	0.00	0.00
01 2220 152 007	LIBRARY - ADD'L COMP AIDES SE	43.16	0.00	53.64	124.28	(10.48)	0.00	(10.48)
01 2220 211 001	LIBRARY - GROUP INS TEACHERS HS	27,443.38	2,286.84	25,150.04	91.64	2,293.34	0.00	2,293.34
01 2220 211 002	LIBRARY - GROUP INS TEACHERS BE	27,443.38	2,286.84	25,150.04	91.64	2,293.34	0.00	2,293.34
01 2220 211 003	LIBRARY - GROUP INS TEACHERS PC	9,567.80	740.05	8,135.35	85.03	1,432.45	0.00	1,432.45
01 2220 211 004	LIBRARY - GROUP INS TEACHERS HE	27,205.15	2,286.84	25,150.04	92.45	2,055.11	0.00	2,055.11
01 2220 211 005	LIBRARY - GROUP INS TEACHERS BMS	36.23	2.60	26.00	71.76	10.23	0.00	10.23
01 2220 211 006	LIBRARY - GROUP INS TEACHERS AP	27,443.38	2,286.84	25,150.04	91.64	2,293.34	0.00	2,293.34
01 2220 211 007	LIBRARY - GROUP INS TEACHERS SE	24,394.98	1,971.78	21,684.38	88.89	2,710.60	0.00	2,710.60
01 2220 211 008	LIBRARY - GROUP INS TEACHERS BSMS	36.23	2.60	26.00	71.76	10.23	0.00	10.23
01 2220 212 002	LIBRARY - GROUP INS AIDES BE	45.43	5.20	49.47	108.89	(4.04)	0.00	(4.04)
01 2220 212 003	LIBRARY - GROUP INS AIDES PC	71.63	0.00	26.00	36.30	45.63	0.00	45.63
01 2220 212 004	LIBRARY - GROUP INS AIDES HE	71.63	0.00	41.60	58.08	30.03	0.00	30.03
01 2220 212 005	LIBRARY - GROUP INS AIDES BMS	32.57	2.60	26.01	79.86	6.56	0.00	6.56
01 2220 212 006	LIBRARY - GROUP INS AIDES AP	71.63	0.00	0.00	0.00	71.63	0.00	71.63
01 2220 212 007	LIBRARY - GROUP INS AIDES SE	67.98	5.20	49.33	72.57	18.65	0.00	18.65
01 2220 212 008	LIBRARY - GROUP INS AIDES BSMS	32.27	2.60	25.99	80.54	6.28	0.00	6.28
01 2220 221 001	LIBRARY - SOC SEC TEACHERS HS	6,004.10	482.44	5,306.79	88.39	697.31	0.00	697.31
01 2220 221 002	LIBRARY - SOC SEC TEACHERS BE	4,786.20	396.87	4,365.62	91.21	420.58	0.00	420.58
01 2220 221 003	LIBRARY - SOC SEC TEACHERS PC	6,026.16	480.87	5,297.28	87.90	728.88	0.00	728.88
01 2220 221 004	LIBRARY - SOC SEC TEACHERS HE	5,214.96	396.35	4,359.80	83.60	855.16	0.00	855.16
01 2220 221 005	LIBRARY - SOC SEC TEACHERS BMS	2,972.74	243.31	2,613.33	87.91	359.41	0.00	359.41
01 2220 221 006	LIBRARY - SOC SEC TEACHERS AP	4,244.23	430.76	4,738.26	111.64	(494.03)	0.00	(494.03)
01 2220 221 007	LIBRARY - SOC SEC TEACHERS SE	4,945.83	415.98	4,575.77	92.52	370.06	0.00	370.06
01 2220 221 008	LIBRARY - SOC SEC TEACHERS BSMS	2,972.76	243.32	2,613.34	87.91	359.42	0.00	359.42
01 2220 222 002	LIBRARY - SOC SEC AIDES BE	1,039.52	0.00	1,216.09	116.99	(176.57)	0.00	(176.57)
01 2220 222 003	LIBRARY - SOC SEC AIDES PC	1,291.37	0.00	1,397.24	108.20	(105.87)	0.00	(105.87)
01 2220 222 004	LIBRARY - SOC SEC AIDES HE	1,416.84	0.00	1,494.91	105.51	(78.07)	0.00	(78.07)
01 2220 222 005	LIBRARY - SOC SEC AIDES BMS	739.45	0.00	741.37	100.26	(1.92)	0.00	(1.92)
01 2220 222 006	LIBRARY - SOC SEC AIDES AP	1,391.54	0.00	1,278.54	91.88	113.00	0.00	113.00
01 2220 222 007	LIBRARY - SOC SEC AIDES SE	1,597.24	0.00	1,565.29	98.00	31.95	0.00	31.95
01 2220 222 008	LIBRARY - SOC SEC AIDES BSMS	731.37	0.00	728.64	99.63	2.73	0.00	2.73

Account Number	Account Description	Revised Budget	Expended During Month	Expenditures to Date	% of Budget	Balance at EOM	P/ O Outstanding	Unencumbered Balance
01 2240 280 000	STU ASSESS - HEALTH BEN NON-INSTR DIST	0.00	0.00	0.00	0.00	0.00	0.00	0.00
2240	STUDENT ASSESSMENT	0.00	0.00	0.00	0.00	0.00	0.00	0.00
2310	BOARD OF EDUCATION							
01 2310 314 000	BOARD OF ED - LOBBYIST FEES	0.00	0.00	0.00	0.00	0.00	0.00	0.00
01 2310 340 000	BOARD OF ED - OTHER PROF SERVICES	0.00	0.00	0.00	0.00	0.00	0.00	0.00
01 2310 521 000	BOARD OF ED - FIDELITY BOND PREMIUMS	0.00	0.00	0.00	0.00	0.00	0.00	0.00
01 2310 540 000	BOARD OF ED - ADVERTISING	8,000.00	453.99	5,016.02	62.70	2,983.98	0.00	2,983.98
01 2310 580 000	BOARD OF ED - TRAVEL & MILEAGE	0.00	0.00	0.00	0.00	0.00	0.00	0.00
01 2310 610 000	BOARD OF ED - SUPPLIES	1,000.00	0.00	3,230.71	323.07	(2,230.71)	0.00	(2,230.71)
01 2310 733 000	BOARD OF ED - FURN & EQUIP	500.00	0.00	0.00	0.00	500.00	0.00	500.00
01 2310 735 000	BOARD OF ED - SOFTWARE	20,000.00	0.00	6,230.00	31.15	13,770.00	0.00	13,770.00
01 2310 810 000	BOARD OF ED - DUES & FEES	24,000.00	165.00	14,202.46	59.18	9,797.54	0.00	9,797.54
01 2310 820 000	BOARD OF ED - JUDGEMENTS/SETTLEMENTS	0.00	0.00	3,098.00	0.00	(3,098.00)	0.00	(3,098.00)
01 2310 890 000	BOARD OF ED - OTHER MISC	0.00	87.74	589.48	0.00	(589.48)	0.00	(589.48)
2310	BOARD OF EDUCATION	53,500.00	706.73	32,366.67	60.50	21,133.33	0.00	21,133.33
2320	EXECUTIVE ADMINISTRATION							
01 2320 105 000	EXEC ADMIN - SALARY OF SUPERINTENDENT	225,000.00	19,500.00	207,476.70	92.21	17,523.30	0.00	17,523.30
01 2320 110 000	EXEC ADMIN - SALARIES NON-INSTR	63,355.02	4,254.49	53,530.73	84.49	9,824.29	0.00	9,824.29
01 2320 111 000	EXEC ADMIN - PROF STAFF SALARIES	320,455.71	26,189.62	288,085.42	89.90	32,370.29	0.00	32,370.29
01 2320 130 000	EXEC ADMIN - OT SALARIES NON-INSTR	2,221.83	0.86	913.14	41.10	1,308.69	0.00	1,308.69
01 2320 150 000	EXEC ADMIN - ADD'L COMP NON-INSTR	121.40	12.84	141.24	116.34	(19.84)	0.00	(19.84)
01 2320 151 000	EXEC ADMIN - ADD'L COMP PROF STAFF	637.62	6,268.10	6,949.10	1,089.85	(6,311.48)	0.00	(6,311.48)
01 2320 155 000	EXEC ADMIN - ADD'L COMP SUPT.	384.24	13,845.76	13,845.76	3,603.41	(13,461.52)	0.00	(13,461.52)
01 2320 210 000	EXEC ADMIN - GROUP INS NON-INSTR	71.63	5.20	52.00	72.60	19.63	0.00	19.63
01 2320 211 000	EXEC ADMIN - GROUP INS PROF STAFF	44,539.95	3,691.02	40,590.82	91.13	3,949.13	0.00	3,949.13
01 2320 215 000	EXEC ADMIN - GROUP INS SUPERINTENDENT	31,300.56	2,333.64	25,618.04	81.85	5,682.52	0.00	5,682.52
01 2320 220 000	EXEC ADMIN - SOC SEC NON-INSTR	5,194.49	362.35	4,569.99	87.98	624.50	0.00	624.50
01 2320 221 000	EXEC ADMIN - SOC SEC PROF STAFF	23,521.76	2,436.32	22,056.45	93.77	1,465.31	0.00	1,465.31
01 2320 225 000	EXEC ADMIN - SOC SEC SUPERINTENDENT	17,300.07	2,526.28	16,659.68	96.30	640.39	0.00	640.39
01 2320 230 000	EXEC ADMIN - RETIREMENT NON-INSTR	4,668.31	312.77	4,001.64	85.72	666.67	0.00	666.67
01 2320 231 000	EXEC ADMIN - RETIREMENT PROF STAFF	23,850.04	1,924.93	21,174.23	88.78	2,675.81	0.00	2,675.81
01 2320 235 000	EXEC ADMIN - RETIREMENT SUPERINTENDENT	17,388.63	1,433.25	15,214.55	87.50	2,174.08	0.00	2,174.08
01 2320 237 000	EXEC ADMIN - INCR RET CONTR	15,788.21	1,262.51	13,890.97	87.98	1,897.24	0.00	1,897.24
01 2320 280 000	EXEC ADMIN - HEALTH BEN NON-INSTR	4,107.64	475.00	5,225.00	127.20	(1,117.36)	0.00	(1,117.36)
01 2320 281 000	EXEC ADMIN - HEALTH BENEFITS PROF STAFF	3,172.45	315.06	3,465.66	109.24	(293.21)	0.00	(293.21)
01 2320 580 000	EXEC ADMIN - TRAVEL & MILEAGE	7,000.00	241.47	6,706.53	95.81	293.47	0.00	293.47
01 2320 610 000	EXEC ADMIN - SUPPLIES	1,000.00	0.00	996.47	99.65	3.53	0.00	3.53
01 2320 734 000	EXEC ADMIN - HARDWARE	0.00	0.00	0.00	0.00	0.00	0.00	0.00
01 2320 810 000	EXEC ADMIN - DUES & FEES	13,000.00	781.09	12,822.09	98.63	177.91	0.00	177.91
01 2320 890 000	EXEC ADMIN - OTHER MISC	0.00	358.73	1,607.32	0.00	(1,607.32)	0.00	(1,607.32)
2320	EXECUTIVE ADMINISTRATION	824,079.56	88,531.29	765,593.53	92.90	58,486.03	0.00	58,486.03
2330	DISTRICT LEGAL SERVICES							
01 2330 314 000	DISTRICT LEGAL SERVICES - LOBBYIST FEES	25,000.00	0.00	20,450.00	81.80	4,550.00	0.00	4,550.00
01 2330 317 000	DISTRICT LEGAL SERVICES	135,000.00	2,240.84	55,147.25	40.85	79,852.75	0.00	79,852.75
2330	DISTRICT LEGAL SERVICES	160,000.00	2,240.84	75,597.25	47.25	84,402.75	0.00	84,402.75
2410	OFFICE OF THE PRINCIPAL							
01 2410 110 001	OFF/PRINCIPAL - SALARIES NON-INSTR HS	114,976.95	1,184.96	94,053.90	81.80	20,923.05	0.00	20,923.05
01 2410 110 002	OFF/PRINCIPAL - SALARIES NON-INSTR BE	40,533.95	233.36	28,317.40	69.86	12,216.55	0.00	12,216.55
01 2410 110 003	OFF/PRINCIPAL - SALARIES NON-INSTR PC	151,450.33	8,348.71	129,644.38	85.60	21,805.95	0.00	21,805.95
01 2410 110 004	OFF/PRINCIPAL - SALARIES NON-INSTR HE	39,174.55	1,577.83	30,118.62	76.88	9,055.93	0.00	9,055.93
01 2410 110 005	OFF/PRINCIPAL - SALARIES NON-INSTR BMS	75,643.00	802.17	59,189.67	78.25	16,453.33	0.00	16,453.33
01 2410 110 006	OFF/PRINCIPAL - SALARIES NON-INSTR AP	43,943.23	550.46	30,652.45	69.75	13,290.78	0.00	13,290.78
01 2410 110 007	OFF/PRINCIPAL - SALARIES NON-INSTR SE	47,829.65	295.95	33,053.34	69.11	14,776.31	0.00	14,776.31
01 2410 110 008	OFF/PRINCIPAL - SALARIES NON-INSTR BSMS	74,473.21	1,851.75	56,265.32	75.55	18,207.89	0.00	18,207.89

Account Number	Account Description	Revised Budget	Expended During Month	Expenditures to Date	% of Budget	Balance at EOM	P/ O Outstanding	Unencumbered Balance
01 2410 111 001	OFF/PRINCIPAL - SALARIES PRINCIPAL HS	295,200.21	23,934.50	263,279.50	89.19	31,920.71	0.00	31,920.71
01 2410 111 002	OFF/PRINCIPAL - SALARIES PRINCIPAL BE	103,839.06	8,060.38	88,664.58	85.39	15,174.48	0.00	15,174.48
01 2410 111 003	OFF/PRINCIPAL - SALARIES PRINCIPAL PC	107,275.95	8,258.33	90,841.63	84.68	16,434.32	0.00	16,434.32
01 2410 111 004	OFF/PRINCIPAL - SALARIES PRINCIPAL HE	99,805.72	8,083.37	88,916.67	89.09	10,889.05	0.00	10,889.05
01 2410 111 005	OFF/PRINCIPAL - SALARIES PRINCIPAL BMS	196,128.67	16,110.94	177,220.34	90.36	18,908.33	0.00	18,908.33
01 2410 111 006	OFF/PRINCIPAL - SALARIES PRINCIPAL AP	120,734.80	10,000.00	110,000.00	91.11	10,734.80	0.00	10,734.80
01 2410 111 007	OFF/PRINCIPAL - SALARIES PRINCIPAL SE	101,576.27	8,333.37	91,666.67	90.24	9,909.60	0.00	9,909.60
01 2410 111 008	OFF/PRINCIPAL - SALARIES PRINCIPAL BSMS	167,381.35	13,495.87	148,454.17	88.69	18,927.18	0.00	18,927.18
01 2410 120 001	OFF/PRINCIPAL - SUBS NON-INSTR HS	0.00	0.00	0.00	0.00	0.00	0.00	0.00
01 2410 120 002	OFF/PRINCIPAL - SUBS NON-INSTR BE	368.75	0.00	1,002.61	271.89	(633.86)	0.00	(633.86)
01 2410 120 003	OFF/PRINCIPAL - SUBS NON-INSTR PC	563.13	0.00	341.41	60.63	221.72	0.00	221.72
01 2410 120 004	OFF/PRINCIPAL - SUBS NON-INSTR HE	327.40	0.00	200.66	61.29	126.74	0.00	126.74
01 2410 120 005	OFF/PRINCIPAL - SUBS NON-INSTR BMS	0.00	0.00	440.18	0.00	(440.18)	0.00	(440.18)
01 2410 120 006	OFF/PRINCIPAL - SUBS NON-INSTR AP	0.00	0.00	0.00	0.00	0.00	0.00	0.00
01 2410 120 007	OFF/PRINCIPAL - SUBS NON-INSTR SE	0.00	0.00	839.78	0.00	(839.78)	0.00	(839.78)
01 2410 120 008	OFF/PRINCIPAL - SUBS NON-INSTR BSMS	0.00	0.00	0.00	0.00	0.00	0.00	0.00
01 2410 130 001	OFF/PRINCIPAL - OT NON-INSTR HS	3,659.98	0.00	2,711.12	74.07	948.86	0.00	948.86
01 2410 130 002	OFF/PRINCIPAL - OT NON-INSTR BE	3,183.72	0.00	2,423.83	76.13	759.89	0.00	759.89
01 2410 130 003	OFF/PRINCIPAL - OT NON-INSTR PC	492.17	0.00	460.31	93.53	31.86	0.00	31.86
01 2410 130 004	OFF/PRINCIPAL - OT NON-INSTR HE	0.00	0.00	0.00	0.00	0.00	0.00	0.00
01 2410 130 005	OFF/PRINCIPAL - OT NON-INSTR BMS	2,196.89	0.00	1,951.29	88.82	245.60	0.00	245.60
01 2410 130 006	OFF/PRINCIPAL - OT NON-INSTR AP	1,861.92	0.00	2,481.32	133.27	(619.40)	0.00	(619.40)
01 2410 130 007	OFF/PRINCIPAL - OT NON-INSTR SE	3,229.26	0.00	2,740.84	84.88	488.42	0.00	488.42
01 2410 130 008	OFF/PRINCIPAL - OT NON-INSTR BSMS	3,505.75	0.00	2,049.85	58.47	1,455.90	0.00	1,455.90
01 2410 150 001	OFF/PRINCIPAL - ADD'L COMP NON-INSTR HS	208.69	21.88	240.68	115.33	(31.99)	0.00	(31.99)
01 2410 150 002	OFF/PRINCIPAL - ADD'L COMP NON-INSTR BE	60.67	6.48	71.28	117.49	(10.61)	0.00	(10.61)
01 2410 150 003	OFF/PRINCIPAL - ADD'L COMP NON-INSTR PC	172.97	30.60	336.60	194.60	(163.63)	0.00	(163.63)
01 2410 150 004	OFF/PRINCIPAL - ADD'L COMP NON-INSTR HE	62.48	6.66	73.26	117.25	(10.78)	0.00	(10.78)
01 2410 150 005	OFF/PRINCIPAL - ADD'L COMP NON-INSTR BMS	61.75	7.24	152.00	246.15	(90.25)	0.00	(90.25)
01 2410 150 006	OFF/PRINCIPAL - ADD'L COMP NON-INSTR AP	64.28	6.84	75.24	117.05	(10.96)	0.00	(10.96)
01 2410 150 007	OFF/PRINCIPAL - ADD'L COMP NON-INSTR SE	74.03	7.72	84.92	114.71	(10.89)	0.00	(10.89)
01 2410 150 008	OFF/PRINCIPAL - ADD'L COMP NON-INSTR BSMS	21.43	13.11	144.21	672.94	(122.78)	0.00	(122.78)
01 2410 151 001	OFF/PRINCIPAL - ADD'L COMP PRINCIPAL HS	591.16	1,014.35	1,636.55	276.84	(1,045.39)	0.00	(1,045.39)
01 2410 151 002	OFF/PRINCIPAL - ADD'L COMP PRINCIPAL BE	198.62	20.96	230.56	116.08	(31.94)	0.00	(31.94)
01 2410 151 003	OFF/PRINCIPAL - ADD'L COMP PRINCIPAL PC	263.68	21.47	236.17	89.57	27.51	0.00	27.51
01 2410 151 004	OFF/PRINCIPAL - ADD'L COMP PRINCIPAL HE	357.95	21.02	231.22	64.60	126.73	0.00	126.73
01 2410 151 005	OFF/PRINCIPAL - ADD'L COMP PRINCIPAL BMS	453.67	441.89	860.79	189.74	(407.12)	0.00	(407.12)
01 2410 151 006	OFF/PRINCIPAL - ADD'L COMP PRINCIPAL AP	247.91	526.00	786.00	317.05	(538.09)	0.00	(538.09)
01 2410 151 007	OFF/PRINCIPAL - ADD'L COMP PRINCIPAL SE	213.09	21.67	238.37	111.86	(25.28)	0.00	(25.28)
01 2410 151 008	OFF/PRINCIPAL - ADD'L COMP PRINCIPAL BSMS	408.23	1,035.09	1,385.99	339.51	(977.76)	0.00	(977.76)
01 2410 210 001	OFF/PRINCIPAL - GROUP INS NON-INSTR HS	214.89	73.61	794.11	369.54	(579.22)	0.00	(579.22)
01 2410 210 002	OFF/PRINCIPAL - GROUP INS NON-INSTR BE	71.63	5.20	52.00	72.60	19.63	0.00	19.63
01 2410 210 003	OFF/PRINCIPAL - GROUP INS NON-INSTR PC	23,754.93	1,982.18	21,788.38	91.72	1,966.55	0.00	1,966.55
01 2410 210 004	OFF/PRINCIPAL - GROUP INS NON-INSTR HE	1,341.12	5.20	52.00	3.88	1,289.12	0.00	1,289.12
01 2410 210 005	OFF/PRINCIPAL - GROUP INS NON-INSTR BMS	11,075.58	857.02	9,416.82	85.02	1,658.76	0.00	1,658.76
01 2410 210 006	OFF/PRINCIPAL - GROUP INS NON-INSTR AP	71.63	5.20	52.00	72.60	19.63	0.00	19.63
01 2410 210 007	OFF/PRINCIPAL - GROUP INS NON-INSTR SE	11,003.96	851.82	9,364.82	85.10	1,639.14	0.00	1,639.14
01 2410 210 008	OFF/PRINCIPAL - GROUP INS NON-INSTR BSMS	779.96	10.40	104.00	13.33	675.96	0.00	675.96
01 2410 211 001	OFF/PRINCIPAL - GROUP INS PRINCIPAL HS	52,273.67	4,290.23	47,179.53	90.25	5,094.14	0.00	5,094.14
01 2410 211 002	OFF/PRINCIPAL - GROUP INS PRINCIPAL BE	71.63	5.20	52.00	72.60	19.63	0.00	19.63
01 2410 211 003	OFF/PRINCIPAL - GROUP INS PRINCIPAL PC	27,953.42	2,286.84	25,150.04	89.97	2,803.38	0.00	2,803.38
01 2410 211 004	OFF/PRINCIPAL - GROUP INS PRINCIPAL HE	24,106.01	1,971.78	21,684.38	89.95	2,421.63	0.00	2,421.63
01 2410 211 005	OFF/PRINCIPAL - GROUP INS PRINCIPAL BMS	123.86	8.99	90.89	73.38	32.97	0.00	32.97
01 2410 211 006	OFF/PRINCIPAL - GROUP INS PRINCIPAL AP	27,443.38	2,286.84	25,150.04	91.64	2,293.34	0.00	2,293.34
01 2410 211 007	OFF/PRINCIPAL - GROUP INS PRINCIPAL SE	22,181.91	1,971.78	21,684.38	97.76	497.53	0.00	497.53

Account Number	Account Description	Revised Budget	Expended During Month	Expenditures to Date	% of Budget	Balance at EOM	P/ O Outstanding	Unencumbered Balance
01 2410 281 007	OFF/PRINCIPAL - HEALTH PRINCIPAL SE	3,977.13	315.06	3,465.66	87.14	511.47	0.00	511.47
01 2410 281 008	OFF/PRINCIPAL - HEALTH BEN PRINCIPAL BSMS	2,329.75	0.00	0.00	0.00	2,329.75	0.00	2,329.75
01 2410 580 001	OFF/PRINCIPAL - TRAVEL & MILEAGE HS	6,000.00	131.99	6,292.05	105.19	(292.05)	19.57	(311.62)
01 2410 580 002	OFF/PRINCIPAL - TRAVEL & MILEAGE BE	500.00	0.00	0.00	0.00	500.00	0.00	500.00
01 2410 580 003	OFF/PRINCIPAL - TRAVEL & MILEAGE PC	500.00	0.00	296.46	59.29	203.54	0.00	203.54
01 2410 580 004	OFF/PRINCIPAL - TRAVEL & MILEAGE HE	500.00	0.00	0.00	0.00	500.00	0.00	500.00
01 2410 580 005	OFF/PRINCIPAL - TRAVEL & MILEAGE BMS	500.00	0.00	132.55	26.51	367.45	0.00	367.45
01 2410 580 006	OFF/PRINCIPAL - TRAVEL & MILEAGE AP	500.00	0.00	0.00	0.00	500.00	0.00	500.00
01 2410 580 007	OFF/PRINCIPAL - TRAVEL & MILEAGE SE	500.00	0.00	0.00	0.00	500.00	0.00	500.00
01 2410 580 008	OFF/PRINCIPAL - TRAVEL & MILEAGE BSMS	500.00	0.00	0.00	0.00	500.00	0.00	500.00
01 2410 610 001	OFF/PRINCIPAL - SUPPLIES HS	2,500.00	117.02	7,715.45	308.62	(5,215.45)	0.00	(5,215.45)
01 2410 610 002	OFF/PRINCIPAL - SUPPLIES BE	2,000.00	0.00	1,700.71	85.04	299.29	0.00	299.29
01 2410 610 003	OFF/PRINCIPAL - SUPPLIES PC	2,000.00	481.53	2,189.39	109.93	(189.39)	9.15	(198.54)
01 2410 610 004	OFF/PRINCIPAL - SUPPLIES HE	2,000.00	31.98	2,491.84	124.59	(491.84)	0.00	(491.84)
01 2410 610 005	OFF/PRINCIPAL - SUPPLIES BMS	2,500.00	0.00	1,165.17	46.61	1,334.83	1,190.00	144.83
01 2410 610 006	OFF/PRINCIPAL - SUPPLIES AP	2,000.00	0.00	310.46	15.52	1,689.54	0.00	1,689.54
01 2410 610 007	OFF/PRINCIPAL - SUPPLIES SE	2,000.00	0.00	1,118.80	55.94	881.20	0.00	881.20
01 2410 610 008	OFF/PRINCIPAL - SUPPLIES BSMS	2,500.00	47.66	1,799.13	71.96	700.87	2,206.10	(1,505.23)
01 2410 650 001	OFF/PRINCIPAL - SUPPLIES TECH-REL HS	0.00	0.00	0.00	0.00	0.00	0.00	0.00
01 2410 650 002	OFF/PRINCIPAL - SUPPLIES TECH-REL BE	0.00	0.00	0.00	0.00	0.00	0.00	0.00
01 2410 650 003	OFF/PRINCIPAL - SUPPLIES TECH-REL PC	0.00	0.00	0.00	0.00	0.00	0.00	0.00
01 2410 650 004	OFF/PRINCIPAL - SUPPLIES TECH-REL HE	0.00	0.00	0.00	0.00	0.00	0.00	0.00
01 2410 650 005	OFF/PRINCIPAL - SUPPLIES TECH-REL BMS	0.00	0.00	0.00	0.00	0.00	0.00	0.00
01 2410 650 006	OFF/PRINCIPAL - SUPPLIES TECH-REL AP	0.00	0.00	0.00	0.00	0.00	0.00	0.00
01 2410 650 007	OFF/PRINCIPAL - SUPPLIES TECH-REL SE	0.00	0.00	0.00	0.00	0.00	0.00	0.00
01 2410 650 008	OFF/PRINCIPAL - SUPPLIES TECH-REL BSMS	0.00	0.00	0.00	0.00	0.00	0.00	0.00
01 2410 733 001	OFF/PRINCIPAL - FURN & EQUIP HS	0.00	0.00	0.00	0.00	0.00	0.00	0.00
01 2410 733 002	OFF/PRINCIPAL - FURN & EQUIP BE	0.00	0.00	0.00	0.00	0.00	0.00	0.00
01 2410 733 003	OFF/PRINCIPAL - FURN & EQUIP PC	0.00	0.00	169.99	0.00	(169.99)	0.00	(169.99)
01 2410 733 004	OFF/PRINCIPAL - FURN & EQUIP HE	0.00	0.00	209.99	0.00	(209.99)	0.00	(209.99)
01 2410 733 005	OFF/PRINCIPAL - FURN & EQUIP BMS	0.00	0.00	0.00	0.00	0.00	0.00	0.00
01 2410 733 006	OFF/PRINCIPAL - FURN & EQUIP AP	0.00	0.00	0.00	0.00	0.00	0.00	0.00
01 2410 733 007	OFF/PRINCIPAL - FURN & EQUIP SE	0.00	0.00	0.00	0.00	0.00	0.00	0.00
01 2410 733 008	OFF/PRINCIPAL - FURN & EQUIP BSMS	0.00	0.00	0.00	0.00	0.00	0.00	0.00
01 2410 810 001	OFF/PRINCIPAL - DUES & FEES HS	20,000.00	160.00	2,045.00	10.23	17,955.00	4,160.00	13,795.00
01 2410 810 002	OFF/PRINCIPAL - DUES & FEES BE	750.00	0.00	0.00	0.00	750.00	0.00	750.00
01 2410 810 003	OFF/PRINCIPAL - DUES & FEES PC	750.00	0.00	670.00	89.33	80.00	0.00	80.00
01 2410 810 004	OFF/PRINCIPAL - DUES & FEES HE	750.00	0.00	30.00	4.00	720.00	0.00	720.00
01 2410 810 005	OFF/PRINCIPAL - DUES & FEES BMS	750.00	0.00	0.00	0.00	750.00	0.00	750.00
01 2410 810 006	OFF/PRINCIPAL - DUES & FEES AP	750.00	0.00	0.00	0.00	750.00	0.00	750.00
01 2410 810 007	OFF/PRINCIPAL - DUES & FEES SE	750.00	0.00	0.00	0.00	750.00	0.00	750.00
01 2410 810 008	OFF/PRINCIPAL - DUES & FEES BSMS	750.00	0.00	0.00	0.00	750.00	0.00	750.00
01 2410 890 001	OFF/PRINCIPAL - OTHER MISC HS	0.00	178.67	837.09	0.00	(837.09)	126.72	(963.81)
01 2410 890 002	OFF/PRINCIPAL - OTHER MISC BE	0.00	(10.00)	2,229.83	0.00	(2,229.83)	0.00	(2,229.83)
01 2410 890 003	OFF/PRINCIPAL - OTHER MISC PC	0.00	0.00	172.22	0.00	(172.22)	0.00	(172.22)
01 2410 890 004	OFF/PRINCIPAL - OTHER MISC HE	0.00	0.00	41.32	0.00	(41.32)	694.00	(735.32)
01 2410 890 005	OFF/PRINCIPAL - OTHER MISC BMS	0.00	0.00	1,151.75	0.00	(1,151.75)	0.00	(1,151.75)
01 2410 890 006	OFF/PRINCIPAL - OTHER MISC AP	0.00	0.00	94.10	0.00	(94.10)	0.00	(94.10)
01 2410 890 007	OFF/PRINCIPAL - OTHER MISC SE	0.00	0.00	53.00	0.00	(53.00)	0.00	(53.00)
01 2410 890 008	OFF/PRINCIPAL - OTHER MISC BSMS	0.00	0.00	322.43	0.00	(322.43)	121.79	(444.22)
2410	OFFICE OF THE PRINCIPAL	2,464,282.94	162,358.30	2,146,787.88	87.46	317,495.06	8,527.33	308,967.73
2490	SCHOOL ADMIN OTHER							
01 2490 111 001	OTH BLDG ADMIN - SALARIES AD HS	56,398.83	4,440.75	48,848.25	86.61	7,550.58	0.00	7,550.58
01 2490 111 005	OTH BLDG ADMIN - SALARIES AD BMS	29,723.57	2,101.56	23,117.16	77.77	6,606.41	0.00	6,606.41
01 2490 111 008	OTH BLDG ADMIN - SALARIES AD BSMS	49,597.18	3,912.50	43,037.50	86.77	6,559.68	0.00	6,559.68

Account Number	Account Description	Revised Budget	Expended During Month	Expenditures to Date	% of Budget	Balance at EOM	P/ O Outstanding	Unencumbered Balance
01 2490 151 001	OTH BLDG ADMIN - ADD'L COMP AD HS	107.88	11.55	127.05	117.77	(19.17)	0.00	(19.17)
01 2490 151 005	OTH BLDG ADMIN - ADD'L COMP AD BMS	51.82	405.47	460.17	888.02	(408.35)	0.00	(408.35)
01 2490 151 008	OTH BLDG ADMIN - ADD'L COMP AD BSMS	94.18	10.18	111.98	118.90	(17.80)	0.00	(17.80)
01 2490 211 001	OTH BLDG ADMIN - GROUP INS AD HS	435.40	31.60	345.00	79.24	90.40	0.00	90.40
01 2490 211 005	OTH BLDG ADMIN - GROUP INS AD BMS	19.40	1.41	13.11	67.58	6.29	0.00	6.29
01 2490 211 008	OTH BLDG ADMIN - GROUP INS AD BSMS	14,721.62	1,143.41	12,574.91	85.42	2,146.71	0.00	2,146.71
01 2490 220 005	OTH BLDG ADMIN - SOC SEC NON-INSTR BMS	0.00	0.00	0.00	0.00	0.00	0.00	0.00
01 2490 221 001	OTH BLDG ADMIN - SOC SEC AD HS	4,282.73	356.54	3,921.98	91.58	360.75	0.00	360.75
01 2490 221 005	OTH BLDG ADMIN - SOC SEC AD BMS	2,222.22	196.44	1,858.49	83.63	363.73	0.00	363.73
01 2490 221 008	OTH BLDG ADMIN - SOC SEC AD BSMS	3,536.03	295.57	3,251.30	91.95	284.73	0.00	284.73
01 2490 231 001	OTH BLDG ADMIN - RETIREMENT AD HS	4,035.18	326.39	3,590.31	88.98	444.87	0.00	444.87
01 2490 231 005	OTH BLDG ADMIN - RETIREMENT AD BMS	2,106.51	154.46	1,699.07	80.66	407.44	0.00	407.44
01 2490 231 008	OTH BLDG ADMIN - RETIREMENT AD BSMS	3,520.98	287.57	3,163.27	89.84	357.71	0.00	357.71
01 2490 237 001	OTH BLDG ADMIN - INCR RET CONTR AD HS	1,387.82	112.25	1,234.75	88.97	153.07	0.00	153.07
01 2490 237 005	OTH BLDG ADMIN - INCR RET CONTR AD BMS	724.44	53.12	584.32	80.66	140.12	0.00	140.12
01 2490 237 008	OTH BLDG ADMIN - INCR RET CONTR AD BSMS	1,210.89	98.90	1,087.90	89.84	122.99	0.00	122.99
01 2490 281 001	OTH BLDG ADMIN - HEALTH BEN AD HS	1,803.04	208.50	2,293.50	127.20	(490.46)	0.00	(490.46)
01 2490 281 005	OTH BLDG ADMIN - HEALTH BEN AD BMS	1,026.91	118.75	1,306.25	127.20	(279.34)	0.00	(279.34)
01 2490 281 008	OTH BLDG ADMIN - HEALTH BEN AD BSMS	0.00	0.00	0.00	0.00	0.00	0.00	0.00
01 2490 810 001	OTH BLDG ADMIN - DUES & FEES HS	0.00	0.00	0.00	0.00	0.00	0.00	0.00
01 2490 810 005	OTH BLDG ADMIN - DUES & FEES BMS	0.00	0.00	0.00	0.00	0.00	435.00	(435.00)
01 2490 810 008	OTH BLDG ADMIN - DUES & FEES BSMS	0.00	0.00	0.00	0.00	0.00	0.00	0.00
2490	SCHOOL ADMIN OTHER	177,006.63	14,266.92	152,626.27	86.47	24,380.36	435.00	23,945.36
2510	FISCAL SERVICES							
01 2510 110 000	FISCAL SERV - SALARIES NON-INSTR	152,534.12	10,460.01	132,452.75	86.83	20,081.37	0.00	20,081.37
01 2510 116 000	FISCAL SERV - SALARIES PROF NON-CERT	123,146.30	9,166.63	100,833.33	81.88	22,312.97	0.00	22,312.97
01 2510 130 000	FISCAL SERV - OT SALARIES NON-INSTR	6,635.09	0.00	5,748.39	86.64	886.70	0.00	886.70
01 2510 150 000	FISCAL SERV - ADD'L COMP NON-INSTR	1,534.17	529.65	5,812.18	378.85	(4,278.01)	0.00	(4,278.01)
01 2510 156 000	FISCAL SERV - ADD'L COMP PROF NON-CERT	141.08	0.00	0.00	0.00	141.08	0.00	141.08
01 2510 210 000	FISCAL SERV - GROUP INS NON-INSTR	3,068.61	862.22	6,251.17	203.71	(3,182.56)	0.00	(3,182.56)
01 2510 216 000	FISCAL SERV - GROUP INS PROF NON-CERT	70.87	5.20	52.00	73.37	18.87	0.00	18.87
01 2510 220 000	FISCAL SERV - SOC SEC NON-INSTR	11,986.81	905.23	11,813.55	98.55	173.26	0.00	173.26
01 2510 226 000	FISCAL SERV - SOC SEC PROF NON-CERT	8,860.38	701.25	7,713.75	87.06	1,146.63	0.00	1,146.63
01 2510 230 000	FISCAL SERV - RETIREMENT NON-INSTR	10,658.03	768.81	9,776.29	91.73	881.74	0.00	881.74
01 2510 236 000	FISCAL SERV - RETIREMENT PROF NON-CERT	8,018.48	673.75	7,411.25	92.43	607.23	0.00	607.23
01 2510 237 000	FISCAL SERV - INCR RET CONTR	6,423.19	496.12	5,911.19	92.03	512.00	0.00	512.00
01 2510 280 000	FISCAL SERV - HEALTH BEN NON-INSTR	11,094.85	950.00	11,875.00	107.03	(780.15)	0.00	(780.15)
01 2510 315 000	FISCAL SERV - AUDITING SERVICES	37,500.00	0.00	35,000.00	93.33	2,500.00	0.00	2,500.00
01 2510 580 000	FISCAL SERV - TRAVEL & MILEAGE	1,500.00	0.00	263.26	17.55	1,236.74	0.00	1,236.74
01 2510 610 000	FISCAL SERV - SUPPLIES	5,000.00	16.13	988.21	19.76	4,011.79	0.00	4,011.79
01 2510 733 000	FISCAL SERV - FURN & EQUIP	5,000.00	0.00	0.00	0.00	5,000.00	0.00	5,000.00
01 2510 734 000	FISCAL SERV - HARDWARE	0.00	0.00	451.94	0.00	(451.94)	0.00	(451.94)
01 2510 735 000	FISCAL SERV - SOFTWARE	20,000.00	16,518.00	16,518.00	82.59	3,482.00	0.00	3,482.00
01 2510 807 000	FISCAL SERV - REVALUED PROPERTY TAXES	0.00	0.00	0.00	0.00	0.00	0.00	0.00
01 2510 810 000	FISCAL SERV - DUES & FEES	10,000.00	0.00	2,306.42	23.06	7,693.58	0.00	7,693.58
01 2510 890 000	FISCAL SERV - OTHER MISC	0.00	0.00	231.83	0.00	(231.83)	0.00	(231.83)
2510	FISCAL SERVICES	423,171.98	42,053.00	361,410.51	85.41	61,761.47	0.00	61,761.47
2520	WAREHOUSE SRVCS							
01 2520 110 000	WAREHOUSE SRVC - SALARIES NON-INSTR	41,129.73	3,092.66	34,723.91	84.43	6,405.82	0.00	6,405.82
01 2520 130 000	WAREHOUSE SRVC - OT SALARIES NON-INSTR	3,881.90	0.00	2,624.87	67.62	1,257.03	0.00	1,257.03
01 2520 150 000	WAREHOUSE SRVC - ADD'L COMP NON-INSTR	74.89	7.91	87.01	116.18	(12.12)	0.00	(12.12)
01 2520 210 000	WAREHOUSE SRVC - GROUP INS NON-INSTR	11,003.96	851.82	9,364.82	85.10	1,639.14	0.00	1,639.14
01 2520 220 000	WAREHOUSE SRVC - SOC SEC NON-INSTR	3,246.46	237.20	2,863.85	88.21	382.61	0.00	382.61
01 2520 230 000	WAREHOUSE SRVC - RETIREMENT NON-INSTR	3,165.30	227.31	2,745.15	86.73	420.15	0.00	420.15

Account Number	Account Description	Revised Budget	Expended During Month	Expenditures to Date	% of Budget	Balance at EOM	P/ O Outstanding	Unencumbered Balance
01 2520 237 000	WAREHOUSE SRVC - INCR RET CONTR	1,088.61	78.18	944.11	86.73	144.50	0.00	144.50
01 2520 280 000	WAREHOUSE SRVC - HEALTH BEN NON-INSTR	0.00	0.00	0.00	0.00	0.00	0.00	0.00
2520	WAREHOUSE SRVCS	63,590.85	4,495.08	53,353.72	83.90	10,237.13	0.00	10,237.13
2530	PRINTING, PUB & DUPLICATING							
01 2530 550 000	PRINTING, PUBLISHING & DUP - DIST	15,000.00	0.00	14,898.83	99.33	101.17	0.00	101.17
2530	PRINTING, PUB & DUPLICATING	15,000.00	0.00	14,898.83	99.33	101.17	0.00	101.17
2560	PUBLIC INFORMATION SERVICES							
01 2560 116 000	PIS - SALARIES PROF NON-CERT DIST	67,713.49	6,000.00	62,250.00	91.93	5,463.49	0.00	5,463.49
01 2560 156 000	PIS - ADD'L COMP PROF NON-CERT DIST	129.51	13.65	150.15	115.94	(20.64)	0.00	(20.64)
01 2560 216 000	PIS - GROUP INS PROF NON-CERT DIST	11,003.96	851.82	9,364.82	85.10	1,639.14	0.00	1,639.14
01 2560 226 000	PIS - SOC SEC PROF NON-CERT DIST	4,892.08	459.54	4,768.09	97.47	123.99	0.00	123.99
01 2560 236 000	PIS - RETIREMENT PROF NON-CERT DIST	4,844.70	441.00	4,575.40	94.44	269.30	0.00	269.30
01 2560 237 000	PIS - INCR RET CONTR DIST	1,666.18	151.67	1,573.57	94.44	92.61	0.00	92.61
01 2560 280 000	PIS - HEALTH BEN NON-INSTR DIST	0.00	0.00	0.00	0.00	0.00	0.00	0.00
01 2560 550 000	PIS - PRINTING DIST	0.00	0.00	0.00	0.00	0.00	0.00	0.00
01 2560 580 000	PIS - TRAVEL & MILEAGE	300.00	0.00	74.10	24.70	225.90	0.00	225.90
01 2560 610 000	PIS - SUPPLIES	1,000.00	55.00	270.68	27.07	729.32	0.00	729.32
01 2560 733 000	PIS - FURN & EQUIP	5,000.00	0.00	3,204.00	64.08	1,796.00	0.00	1,796.00
01 2560 734 000	PIS - HARDWARE	0.00	0.00	0.00	0.00	0.00	0.00	0.00
01 2560 735 000	PIS - SOFTWARE	2,000.00	0.00	468.00	23.40	1,532.00	0.00	1,532.00
01 2560 810 000	PIS - DUES & FEES	1,000.00	295.00	344.99	34.50	655.01	0.00	655.01
01 2560 890 000	PIS - OTHER MISC EXP	0.00	0.00	0.00	0.00	0.00	0.00	0.00
2560	PUBLIC INFORMATION SERVICES	99,549.92	8,267.68	87,043.80	87.44	12,506.12	0.00	12,506.12
2570	PERSONNEL SERVICES							
01 2570 540 000	PERSONNEL SERVICES - ADVERTISING	25,000.00	507.26	8,967.15	35.87	16,032.85	0.00	16,032.85
01 2570 610 000	PERSONNEL SERVICES - SUPPLIES	1,500.00	0.00	84.10	5.61	1,415.90	0.00	1,415.90
01 2570 735 000	PERSONNEL SERVICES - SOFTWARE	0.00	0.00	0.00	0.00	0.00	0.00	0.00
01 2570 810 000	PERSONNEL SERVICES - DUES & FEES	10,000.00	0.00	6,356.50	63.57	3,643.50	0.00	3,643.50
01 2570 890 000	PERSONNEL SERVICES - OTHER MISC	0.00	0.00	0.00	0.00	0.00	0.00	0.00
2570	PERSONNEL SERVICES	36,500.00	507.26	15,407.75	42.21	21,092.25	0.00	21,092.25
2580	ADMIN TECH SERVICES							
01 2580 110 000	ADMIN TECH SERV - SALARIES NON-INSTR	80,906.61	5,910.44	73,588.99	90.96	7,317.62	0.00	7,317.62
01 2580 130 000	ADMIN TECH SERV - OT SALARIES NON-INSTR	356.52	0.00	354.48	99.43	2.04	0.00	2.04
01 2580 150 000	ADMIN TECH SERV - ADD'L COMP NON-INSTR	137.48	9.91	105.01	76.38	32.47	0.00	32.47
01 2580 210 000	ADMIN TECH SERV - GROUP INS NON-INSTR	8,813.75	5.00	7,443.77	84.46	1,369.98	0.00	1,369.98
01 2580 220 000	ADMIN TECH SERV - SOC SEC NON-INSTR	6,129.49	489.25	5,674.26	92.57	455.23	0.00	455.23
01 2580 230 000	ADMIN TECH SERV - RETIREMENT NON-INSTR	2,937.35	434.42	5,306.00	180.64	(2,368.65)	0.00	(2,368.65)
01 2580 237 000	ADMIN TECH SERV - INCR RET CONTR	1,010.22	149.40	1,824.82	180.64	(814.60)	0.00	(814.60)
01 2580 280 000	ADMIN TECH SERV - HEALTH BEN NON-INSTR	1,820.01	475.00	1,592.70	87.51	227.31	0.00	227.31
2580	ADMIN TECH SERVICES	102,111.43	7,473.42	95,890.03	93.91	6,221.40	0.00	6,221.40
2590	CENTRAL SRVCS							
01 2590 110 000	CENTR SRVCS - SALARIES NON-INSTR DIST	49,929.09	1,586.78	40,556.09	81.23	9,373.00	0.00	9,373.00
01 2590 130 000	CENTR SRVCS - OT SALARIES NON-INSTR DIST	228.04	0.00	1,344.16	589.44	(1,116.12)	0.00	(1,116.12)
01 2590 150 000	CENTR SRVCS - ADD'L COMP NON-INSTR DIS	1,262.20	9.46	197.36	15.64	1,064.84	0.00	1,064.84
01 2590 210 000	CENTR SRVCS - GROUP INS NON-INSTR DIST	733.24	0.20	45.13	6.15	688.11	0.00	688.11
01 2590 220 000	CENTR SRVCS - SOC SEC NON-INSTR DIST	3,093.94	158.44	3,983.53	128.75	(889.59)	0.00	(889.59)
01 2590 230 000	CENTR SRVCS - RETIREMENT NON-INSTR DIST	2,872.63	116.62	3,079.66	107.21	(207.03)	0.00	(207.03)
01 2590 237 000	CENTR SRVCS - INCR RET CONTR DIST	987.93	40.11	1,059.16	107.21	(71.23)	0.00	(71.23)
01 2590 280 000	CENTR SRVCS - HEALTH BEN NON-INSTR DIST	684.61	475.00	9,975.00	1,457.03	(9,290.39)	0.00	(9,290.39)
2590	CENTRAL SRVCS	59,791.68	2,386.61	60,240.09	100.75	(448.41)	0.00	(448.41)
2610	OP OF BLDGS							
01 2610 110 000	OP OF BLDGS - SALARIES NON-INSTR DIST	49,365.44	5,234.00	50,778.41	102.86	(1,412.97)	0.00	(1,412.97)
01 2610 110 001	OP OF BLDGS - SALARIES NON-INSTR HS	79,879.64	7,323.28	80,729.76	101.06	(850.12)	0.00	(850.12)

Account Number	Account Description	Revised Budget	Expended During Month	Expenditures to Date	% of Budget	Balance at EOM	P/ O Outstanding	Unencumbered Balance
01 2610 110 002	OP OF BLDGS - SALARIES NON-INSTR BE	58,150.32	4,482.18	52,377.16	90.07	5,773.16	0.00	5,773.16
01 2610 110 003	OP OF BLDGS - SALARIES NON-INSTR PC	58,562.14	4,272.81	51,339.07	87.67	7,223.07	0.00	7,223.07
01 2610 110 004	OP OF BLDGS - SALARIES NON-INSTR HE	62,171.01	3,830.55	45,770.35	73.62	16,400.66	0.00	16,400.66
01 2610 110 005	OP OF BLDGS - SALARIES NON-INSTR BMS	90,415.98	6,322.98	76,835.78	84.98	13,580.20	0.00	13,580.20
01 2610 110 006	OP OF BLDGS - SALARIES NON-INSTR AP	62,508.39	4,601.55	54,350.32	86.95	8,158.07	0.00	8,158.07
01 2610 110 007	OP OF BLDGS - SALARIES NON-INSTR SE	53,498.08	3,839.76	45,938.88	85.87	7,559.20	0.00	7,559.20
01 2610 110 008	OP OF BLDGS - SALARIES NON-INSTR BSMS	72,850.70	5,786.12	63,452.06	87.10	9,398.64	0.00	9,398.64
01 2610 116 000	OP OF BLDGS - SALARIES PROF NON-CER DIST	98,376.55	7,645.87	84,104.17	85.49	14,272.38	0.00	14,272.38
01 2610 120 000	OP OF BLDGS - TEMP SALARIES NON-INSTR DIST	5,577.39	8,218.70	11,786.59	211.33	(6,209.20)	0.00	(6,209.20)
01 2610 130 000	OP OF BLDGS - OT SALARIES NON-INSTR DIST	2,012.90	996.71	9,694.51	481.62	(7,681.61)	0.00	(7,681.61)
01 2610 130 001	OP OF BLDGS - OT SALARIES NON-INSTR HS	12,591.59	1,107.17	13,483.45	107.08	(891.86)	0.00	(891.86)
01 2610 130 002	OP OF BLDGS - OT SALARIES NON-INSTR BE	12,325.13	956.54	9,691.37	78.63	2,633.76	0.00	2,633.76
01 2610 130 003	OP OF BLDGS - OT SALARIES NON-INSTR PC	16,727.77	278.00	15,059.29	90.03	1,668.48	0.00	1,668.48
01 2610 130 004	OP OF BLDGS - OT SALARIES NON-INSTR HE	7,388.64	1,113.56	10,749.91	145.49	(3,361.27)	0.00	(3,361.27)
01 2610 130 005	OP OF BLDGS - OT SALARIES NON-INSTR BMS	9,842.43	261.00	6,801.31	69.10	3,041.12	0.00	3,041.12
01 2610 130 006	OP OF BLDGS - OT SALARIES NON-INSTR AP	10,839.06	707.68	7,499.11	69.19	3,339.95	0.00	3,339.95
01 2610 130 007	OP OF BLDGS - OT SALARIES NON-INSTR SE	5,162.53	311.40	3,592.08	69.58	1,570.45	0.00	1,570.45
01 2610 130 008	OP OF BLDGS - OT SALARIES NON-INSTR BSMS	16,717.06	0.00	9,016.37	53.94	7,700.69	0.00	7,700.69
01 2610 150 000	OP OF BLDGS - ADD'L COMP NON-INSTR DIST	21.83	14.58	136.26	624.19	(114.43)	0.00	(114.43)
01 2610 150 001	OP OF BLDGS - ADD'L COMP NON-INSTR HS	204.78	21.68	238.48	116.46	(33.70)	0.00	(33.70)
01 2610 150 002	OP OF BLDGS - ADD'L COMP NON-INSTR BE	98.37	12.51	143.97	146.36	(45.60)	0.00	(45.60)
01 2610 150 003	OP OF BLDGS - ADD'L COMP NON-INSTR PC	107.99	71.38	185.18	171.48	(77.19)	0.00	(77.19)
01 2610 150 004	OP OF BLDGS - ADD'L COMP NON-INSTR HE	115.81	10.46	115.06	99.35	0.75	0.00	0.75
01 2610 150 005	OP OF BLDGS - ADD'L COMP NON-INSTR BMS	170.13	78.05	258.55	151.97	(88.42)	0.00	(88.42)
01 2610 150 006	OP OF BLDGS - ADD'L COMP NON-INSTR AP	101.93	12.57	138.27	135.65	(36.34)	0.00	(36.34)
01 2610 150 007	OP OF BLDGS - ADD'L COMP NON-INSTR SE	101.72	70.82	179.02	175.99	(77.30)	0.00	(77.30)
01 2610 150 008	OP OF BLDGS - ADD'L COMP NON-INSTR BSMS	135.03	14.31	157.41	116.57	(22.38)	0.00	(22.38)
01 2610 156 000	OP OF BLDGS - ADD'L COMP PROF NON-CER DI	188.17	19.88	218.68	116.21	(30.51)	0.00	(30.51)
01 2610 210 000	OP OF BLDGS - GROUP INS NON-INSTR DIST	16.44	6.50	54.60	332.12	(38.16)	0.00	(38.16)
01 2610 210 001	OP OF BLDGS - GROUP INS NON-INSTR HS	11,075.58	857.02	9,416.82	85.02	1,658.76	0.00	1,658.76
01 2610 210 002	OP OF BLDGS - GROUP INS NON-INSTR BE	870.70	851.82	2,330.54	267.66	(1,459.84)	0.00	(1,459.84)
01 2610 210 003	OP OF BLDGS - GROUP INS NON-INSTR PC	11,003.96	851.82	9,364.82	85.10	1,639.14	0.00	1,639.14
01 2610 210 004	OP OF BLDGS - GROUP INS NON-INSTR HE	181.90	5.20	52.00	28.59	129.90	0.00	129.90
01 2610 210 005	OP OF BLDGS - GROUP INS NON-INSTR BMS	20,571.76	1,332.02	15,681.22	76.23	4,890.54	0.00	4,890.54
01 2610 210 006	OP OF BLDGS - GROUP INS NON-INSTR AP	9,893.68	851.82	9,364.82	94.65	528.86	0.00	528.86
01 2610 210 007	OP OF BLDGS - GROUP INS NON-INSTR SE	870.70	63.21	690.11	79.26	180.59	0.00	180.59
01 2610 210 008	OP OF BLDGS - GROUP INS NON-INSTR BSMS	870.70	63.21	690.11	79.26	180.59	0.00	180.59
01 2610 216 000	OP OF BLDGS - GROUP INS PROF NON-CER DIS	71.63	5.20	52.00	72.60	19.63	0.00	19.63
01 2610 220 000	OP OF BLDGS - SOC SEC NON-INSTR DIST	2,760.43	1,151.89	5,965.12	216.09	(3,204.69)	0.00	(3,204.69)
01 2610 220 001	OP OF BLDGS - SOC SEC NON-INSTR HS	8,062.67	681.98	7,614.88	94.45	447.79	0.00	447.79
01 2610 220 002	OP OF BLDGS - SOC SEC NON-INSTR BE	5,031.68	356.19	4,870.76	96.80	160.92	0.00	160.92
01 2610 220 003	OP OF BLDGS - SOC SEC NON-INSTR PC	5,399.64	348.51	5,083.56	94.15	316.08	0.00	316.08
01 2610 220 004	OP OF BLDGS - SOC SEC NON-INSTR HE	5,085.76	415.36	4,732.32	93.05	353.44	0.00	353.44
01 2610 220 005	OP OF BLDGS - SOC SEC NON-INSTR BMS	7,222.57	541.39	6,665.82	92.29	556.75	0.00	556.75
01 2610 220 006	OP OF BLDGS - SOC SEC NON-INSTR AP	5,013.09	406.62	4,736.57	94.48	276.52	0.00	276.52
01 2610 220 007	OP OF BLDGS - SOC SEC NON-INSTR SE	4,576.23	345.52	4,096.67	89.52	479.56	0.00	479.56
01 2610 220 008	OP OF BLDGS - SOC SEC NON-INSTR BSMS	6,741.83	470.75	5,830.68	86.49	911.15	0.00	911.15
01 2610 226 000	OP OF BLDGS - SOC SEC PROF NON-CERT DIST	7,578.96	622.77	6,850.37	90.39	728.59	0.00	728.59
01 2610 230 000	OP OF BLDGS - RETIREMENT NON-INSTR DIST	1,547.71	647.43	4,655.72	300.81	(3,108.01)	0.00	(3,108.01)
01 2610 230 001	OP OF BLDGS - RETIREMENT NON-INSTR HS	8,520.14	619.64	6,924.67	81.27	1,595.47	0.00	1,595.47
01 2610 230 002	OP OF BLDGS - RETIREMENT NON-INSTR BE	4,657.51	399.75	4,452.93	95.61	204.58	0.00	204.58
01 2610 230 003	OP OF BLDGS - RETIREMENT NON-INSTR PC	5,350.04	334.48	4,880.27	91.22	469.77	0.00	469.77
01 2610 230 004	OP OF BLDGS - RETIREMENT NON-INSTR HE	4,960.56	363.39	4,154.25	83.75	806.31	0.00	806.31
01 2610 230 005	OP OF BLDGS - RETIREMENT NON-INSTR BMS	7,111.70	483.92	6,147.33	86.44	964.37	0.00	964.37
01 2610 230 006	OP OF BLDGS - RETIREMENT NON-INSTR AP	4,580.04	390.23	4,545.93	99.26	34.11	0.00	34.11

Account Number	Account Description	Revised Budget	Expended During Month	Expenditures to Date	% of Budget	Balance at EOM	P/ O Outstanding	Unencumbered Balance
01 2610 230 007	OP OF BLDGS - RETIREMENT NON-INSTR SE	4,185.65	305.11	3,640.53	86.98	545.12	0.00	545.12
01 2610 230 008	OP OF BLDGS - RETIREMENT NON-INSTR BSMS	6,371.61	425.28	5,326.43	83.60	1,045.18	0.00	1,045.18
01 2610 236 000	OP OF BLDGS - RETIRE PROF NON-CERT DIST	7,038.51	561.97	6,181.67	87.83	856.84	0.00	856.84
01 2610 237 000	OP OF BLDGS - INCR RET CONTR DIST	2,952.94	415.94	3,727.15	126.22	(774.21)	0.00	(774.21)
01 2610 237 001	OP OF BLDGS - INCR RET CONTR HS	2,930.27	213.10	2,381.50	81.27	548.77	0.00	548.77
01 2610 237 002	OP OF BLDGS - INCR RET CONTR BE	1,601.80	137.48	1,531.44	95.61	70.36	0.00	70.36
01 2610 237 003	OP OF BLDGS - INCR RET CONTR PC	1,839.97	115.04	1,678.41	91.22	161.56	0.00	161.56
01 2610 237 004	OP OF BLDGS - INCR RET CONTR HE	1,706.03	124.98	1,428.74	83.75	277.29	0.00	277.29
01 2610 237 005	OP OF BLDGS - INCR RET CONTR BMS	2,445.84	166.43	2,114.17	86.44	331.67	0.00	331.67
01 2610 237 006	OP OF BLDGS - INCR RET CONTR AP	1,575.18	134.21	1,563.43	99.25	11.75	0.00	11.75
01 2610 237 007	OP OF BLDGS - INCR RET CONTR SE	1,439.52	104.93	1,252.03	86.98	187.49	0.00	187.49
01 2610 237 008	OP OF BLDGS - INCR RET CONTR BSMS	2,191.32	146.26	1,831.85	83.60	359.47	0.00	359.47
01 2610 260 000	OP OF BLDGS - UNEMPLOY COMP NON-INSTR DIST	2,500.00	0.00	0.00	0.00	2,500.00	0.00	2,500.00
01 2610 280 000	OP OF BLDGS - HEALTH BEN NON-INSTR DIST	941.33	593.75	5,581.25	592.91	(4,639.92)	0.00	(4,639.92)
01 2610 280 001	OP OF BLDGS - HEALTH BEN NON-INSTR HS	4,107.64	475.00	5,225.00	127.20	(1,117.36)	0.00	(1,117.36)
01 2610 280 002	OP OF BLDGS - HEALTH BEN NON-INSTR BE	3,605.99	0.00	4,169.90	115.64	(563.91)	0.00	(563.91)
01 2610 280 004	OP OF BLDGS - HEALTH BEN NON-INSTR HE	684.61	475.00	5,225.00	763.21	(4,540.39)	0.00	(4,540.39)
01 2610 280 005	OP OF BLDGS - HEALTH BEN NON-INSTR BMS	901.60	0.00	447.08	49.59	454.52	0.00	454.52
01 2610 280 006	OP OF BLDGS - HEALTH BEN NON-INSTR AP	3,423.03	0.00	0.00	0.00	3,423.03	0.00	3,423.03
01 2610 280 007	OP OF BLDGS - HEALTH BEN NON-INSTR SE	3,605.99	416.99	4,586.89	127.20	(980.90)	0.00	(980.90)
01 2610 280 008	OP OF BLDGS - HEALTH BEN NON-INSTR BSMS	3,605.99	416.99	4,586.89	127.20	(980.90)	0.00	(980.90)
01 2610 286 000	OP OF BLDGS - HEALTH BEN PROF NON-CERT	4,107.64	475.00	5,225.00	127.20	(1,117.36)	0.00	(1,117.36)
01 2610 340 001	Maint of Plant-Contract Repair Sec	0.00	0.00	0.00	0.00	0.00	0.00	0.00
01 2610 350 001	OP OF BLDGS - TECH SERVICES HS	0.00	0.00	0.00	0.00	0.00	0.00	0.00
01 2610 350 002	OP OF BLDGS - TECH SERVICES BE	0.00	0.00	0.00	0.00	0.00	0.00	0.00
01 2610 350 003	OP OF BLDGS - TECH SERVICES PC	0.00	0.00	0.00	0.00	0.00	0.00	0.00
01 2610 350 004	OP OF BLDGS - TECH SERVICES HE	0.00	0.00	0.00	0.00	0.00	0.00	0.00
01 2610 382 000	OP OF BLDGS - DISTANCE ED & TELECOM DIST	13,000.00	964.38	10,794.43	83.03	2,205.57	0.00	2,205.57
01 2610 382 001	OP OF BLDGS - DISTANCE ED & TELECOM HS	3,000.00	209.77	2,309.67	76.99	690.33	0.00	690.33
01 2610 382 002	OP OF BLDGS - DISTANCE ED & TELECOM BE	2,000.00	139.56	1,536.66	76.83	463.34	0.00	463.34
01 2610 382 003	OP OF BLDGS - DISTANCE ED & TELECOM PC	2,000.00	136.23	1,500.03	75.00	499.97	0.00	499.97
01 2610 382 004	OP OF BLDGS - DISTANCE ED & TELECOM HE	2,000.00	128.88	1,556.07	77.80	443.93	0.00	443.93
01 2610 382 005	OP OF BLDGS - DISTANCE ED & TELECOM BMS	1,000.00	68.04	749.19	74.92	250.81	0.00	250.81
01 2610 382 006	OP OF BLDGS - DISTANCE ED & TELECOM AP	2,000.00	161.10	1,773.97	88.70	226.03	0.00	226.03
01 2610 382 007	OP OF BLDGS - DISTANCE ED & TELECOM SE	1,000.00	64.44	709.59	70.96	290.41	0.00	290.41
01 2610 382 008	OP OF BLDGS - DISTANCE ED & TELECOM BSMS	1,500.00	96.66	1,064.38	70.96	435.62	0.00	435.62
01 2610 410 001	OP OF BLDGS - WATER & SEWER HS	0.00	0.00	0.00	0.00	0.00	0.00	0.00
01 2610 410 002	OP OF BLDGS - WATER & SEWER BE	0.00	0.00	0.00	0.00	0.00	0.00	0.00
01 2610 410 003	OP OF BLDGS - WATER & SEWER PC	0.00	0.00	0.00	0.00	0.00	0.00	0.00
01 2610 410 004	OP OF BLDGS - WATER & SEWER HE	0.00	0.00	0.00	0.00	0.00	0.00	0.00
01 2610 410 005	OP OF BLDGS - WATER & SEWER BMS	0.00	0.00	0.00	0.00	0.00	0.00	0.00
01 2610 410 006	OP OF BLDGS - WATER & SEWER AP	0.00	0.00	0.00	0.00	0.00	0.00	0.00
01 2610 410 007	OP OF BLDGS - WATER & SEWER SE	0.00	0.00	0.00	0.00	0.00	0.00	0.00
01 2610 410 008	OP OF BLDGS - WATER & SEWER BSMS	0.00	0.00	0.00	0.00	0.00	0.00	0.00
01 2610 431 000	OP OF BLDGS - REPAIRS & MAINT DIST	10,000.00	577.35	14,051.91	144.11	(4,051.91)	359.25	(4,411.16)
01 2610 431 001	OP OF BLDGS - REPAIRS & MAINT HS	200,000.00	0.00	269,650.30	134.83	(69,650.30)	0.00	(69,650.30)
01 2610 431 002	OP OF BLDGS - REPAIRS & MAINT BE	30,000.00	3,408.25	62,837.49	209.46	(32,837.49)	0.00	(32,837.49)
01 2610 431 003	OP OF BLDGS - REPAIRS & MAINT PC	25,000.00	0.00	19,384.67	77.54	5,615.33	0.00	5,615.33
01 2610 431 004	OP OF BLDGS - REPAIRS & MAINT HE	50,000.00	6,130.94	45,548.84	116.78	4,451.16	12,842.89	(8,391.73)
01 2610 431 005	OP OF BLDGS - REPAIRS & MAINT BMS	50,000.00	3,699.36	32,234.12	70.14	17,765.88	2,834.49	14,931.39
01 2610 431 006	OP OF BLDGS - REPAIRS & MAINT AP	15,000.00	370.59	12,230.90	88.46	2,769.10	1,038.70	1,730.40
01 2610 431 007	OP OF BLDGS - REPAIRS & MAINT SE	10,000.00	148.51	9,025.65	90.26	974.35	0.00	974.35
01 2610 431 008	OP OF BLDGS - REPAIRS & MAINT BSMS	10,000.00	0.00	5,376.75	53.77	4,623.25	0.00	4,623.25
01 2610 440 000	OP OF BLDGS - RENTALS DIST	175,000.00	13,453.70	149,791.93	85.60	25,208.07	0.00	25,208.07
01 2610 440 001	OP OF BLDGS - RENTALS HS	40,000.00	0.00	7,817.21	19.54	32,182.79	0.00	32,182.79

Regular; Processing Month 07/2024

Account Number	Account Description	Revised Budget	Expended During Month	Expenditures to Date	% of Budget	Balance at EOM	P/ O Outstanding	Unencumbered Balance
01 2610 440 002	OP OF BLDGS - RENTALS BE	3,000.00	470.55	903.55	30.12	2,096.45	0.00	2,096.45
01 2610 440 003	OP OF BLDGS - RENTALS PC	3,000.00	0.00	0.00	0.00	3,000.00	0.00	3,000.00
01 2610 440 004	OP OF BLDGS - RENTALS HE	3,000.00	0.00	497.64	16.59	2,502.36	0.00	2,502.36
01 2610 440 005	OP OF BLDGS - RENTALS BMS	10,000.00	0.00	141.70	1.42	9,858.30	0.00	9,858.30
01 2610 440 006	OP OF BLDGS - RENTALS AP	3,000.00	0.00	0.00	0.00	3,000.00	0.00	3,000.00
01 2610 440 007	OP OF BLDGS - RENTALS SE	3,000.00	0.00	0.00	0.00	3,000.00	0.00	3,000.00
01 2610 440 008	OP OF BLDGS - RENTALS BSMS	10,000.00	0.00	0.00	0.00	10,000.00	0.00	10,000.00
01 2610 520 000	OP OF BLDGS - LIABILITY INS DIST	0.00	0.00	0.00	0.00	0.00	0.00	0.00
01 2610 520 001	OP OF BLDGS - LIABILITY INS HS	50,000.00	0.00	44,515.50	89.03	5,484.50	0.00	5,484.50
01 2610 520 002	OP OF BLDGS - LIABILITY INS BE	40,000.00	0.00	44,515.50	111.29	(4,515.50)	0.00	(4,515.50)
01 2610 520 003	OP OF BLDGS - LIABILITY INS PC	40,000.00	0.00	44,515.50	111.29	(4,515.50)	0.00	(4,515.50)
01 2610 520 004	OP OF BLDGS - LIABILITY INS HE	40,000.00	0.00	44,515.50	111.29	(4,515.50)	0.00	(4,515.50)
01 2610 520 005	OP OF BLDGS - LIABILITY INS BMS	45,000.00	0.00	44,515.50	98.92	484.50	0.00	484.50
01 2610 520 006	OP OF BLDGS - LIABILITY INS AP	40,000.00	0.00	44,515.50	111.29	(4,515.50)	0.00	(4,515.50)
01 2610 520 007	OP OF BLDGS - LIABILITY INS SE	40,000.00	0.00	44,515.50	111.29	(4,515.50)	0.00	(4,515.50)
01 2610 520 008	OP OF BLDGS - LIABILITY INS BSMS	45,000.00	0.00	44,515.50	98.92	484.50	0.00	484.50
01 2610 530 000	OP OF BLDGS - TELEPHONE DIST	0.00	0.00	0.00	0.00	0.00	0.00	0.00
01 2610 530 001	OP OF BLDGS - TELEPHONE HS	0.00	0.00	0.00	0.00	0.00	0.00	0.00
01 2610 530 002	OP OF BLDGS - TELEPHONE BE	0.00	0.00	0.00	0.00	0.00	0.00	0.00
01 2610 530 003	OP OF BLDGS - TELEPHONE PC	0.00	0.00	0.00	0.00	0.00	0.00	0.00
01 2610 530 004	OP OF BLDGS - TELEPHONE HE	0.00	0.00	0.00	0.00	0.00	0.00	0.00
01 2610 530 005	OP OF BLDGS - TELEPHONE BMS	0.00	0.00	0.00	0.00	0.00	0.00	0.00
01 2610 530 006	OP OF BLDGS - TELEPHONE AP	0.00	0.00	0.00	0.00	0.00	0.00	0.00
01 2610 530 007	OP OF BLDGS - TELEPHONE SE	0.00	0.00	0.00	0.00	0.00	0.00	0.00
01 2610 530 008	OP OF BLDGS - TELEPHONE BSMS	0.00	0.00	0.00	0.00	0.00	0.00	0.00
01 2610 531 000	OP OF BLDGS - POSTAGE DIST	33,000.00	0.00	3,514.62	10.65	29,485.38	0.00	29,485.38
01 2610 580 000	OP OF BLDGS - TRAVEL & MILEAGE DIST	300.00	0.00	81.97	27.32	218.03	0.00	218.03
01 2610 580 001	OP OF BLDGS - TRAVEL & MILEAGE HS	300.00	32.16	137.75	45.92	162.25	0.00	162.25
01 2610 580 002	OP OF BLDGS - TRAVEL & MILEAGE BE	300.00	136.14	618.91	206.30	(318.91)	0.00	(318.91)
01 2610 580 003	OP OF BLDGS - TRAVEL & MILEAGE PC	1,000.00	72.36	1,473.75	147.38	(473.75)	0.00	(473.75)
01 2610 580 004	OP OF BLDGS - TRAVEL & MILEAGE HE	1,000.00	0.00	284.74	28.47	715.26	0.00	715.26
01 2610 580 005	OP OF BLDGS - TRAVEL & MILEAGE BMS	1,000.00	148.74	716.71	71.67	283.29	0.00	283.29
01 2610 580 006	OP OF BLDGS - TRAVEL & MILEAGE AP	1,000.00	0.00	974.83	97.48	25.17	0.00	25.17
01 2610 580 007	OP OF BLDGS - TRAVEL & MILEAGE SE	1,000.00	0.00	350.85	35.09	649.15	0.00	649.15
01 2610 580 008	OP OF BLDGS - TRAVEL & MILEAGE BSMS	1,000.00	146.06	1,338.53	133.85	(338.53)	0.00	(338.53)
01 2610 610 000	OP OF BLDGS - SUPPLIES DIST	20,000.00	784.12	14,326.27	74.01	5,673.73	475.09	5,198.64
01 2610 610 001	OP OF BLDGS - SUPPLIES HS	25,000.00	3,514.13	50,606.63	206.44	(25,606.63)	1,003.73	(26,610.36)
01 2610 610 002	OP OF BLDGS - SUPPLIES BE	20,000.00	1,754.20	19,832.19	99.60	167.81	87.77	80.04
01 2610 610 003	OP OF BLDGS - SUPPLIES PC	20,000.00	2,564.70	19,630.54	109.33	369.46	2,236.08	(1,866.62)
01 2610 610 004	OP OF BLDGS - SUPPLIES HE	20,000.00	2,912.01	20,787.51	103.94	(787.51)	0.00	(787.51)
01 2610 610 005	OP OF BLDGS - SUPPLIES BMS	25,000.00	2,562.31	25,725.94	104.59	(725.94)	421.24	(1,147.18)
01 2610 610 006	OP OF BLDGS - SUPPLIES AP	20,000.00	2,368.42	15,150.26	96.20	4,849.74	4,089.69	760.05
01 2610 610 007	OP OF BLDGS - SUPPLIES SE	20,000.00	2,438.73	9,800.49	52.50	10,199.51	700.00	9,499.51
01 2610 610 008	OP OF BLDGS - SUPPLIES BSMS	25,000.00	12,414.18	44,454.86	199.61	(19,454.86)	5,448.41	(24,903.27)
01 2610 621 000	OP OF BLDGS - UTILITY ENERGY DIST	25,000.00	2,237.00	22,966.00	91.86	2,034.00	0.00	2,034.00
01 2610 621 001	OP OF BLDGS - UTILITY ENERGY HS	270,000.00	24,440.00	251,029.93	92.97	18,970.07	0.00	18,970.07
01 2610 621 002	OP OF BLDGS - UTILITY ENERGY BE	150,000.00	9,916.00	110,660.00	73.77	39,340.00	0.00	39,340.00
01 2610 621 003	OP OF BLDGS - UTILITY ENERGY PC	100,000.00	8,201.00	90,086.00	90.09	9,914.00	0.00	9,914.00
01 2610 621 004	OP OF BLDGS - UTILITY ENERGY HE	100,000.00	8,053.00	80,157.00	80.16	19,843.00	0.00	19,843.00
01 2610 621 005	OP OF BLDGS - UTILITY ENERGY BMS	150,000.00	9,315.00	118,348.07	78.90	31,651.93	0.00	31,651.93
01 2610 621 006	OP OF BLDGS - UTILITY ENERGY AP	100,000.00	5,141.00	85,876.00	85.88	14,124.00	0.00	14,124.00
01 2610 621 007	OP OF BLDGS - UTILITY ENERGY SE	100,000.00	9,465.00	95,793.17	95.79	4,206.83	0.00	4,206.83
01 2610 621 008	OP OF BLDGS - UTILITY ENERGY BSMS	175,000.00	15,413.00	162,066.05	92.61	12,933.95	0.00	12,933.95
01 2610 626 000	OP OF BLDGS - GAS & OIL DIST	10,000.00	1,088.45	7,799.42	77.99	2,200.58	0.00	2,200.58
01 2610 733 000	OP OF BLDGS - FURN & EQUIP DIST	5,000.00	0.00	1,187.96	23.76	3,812.04	9,969.00	(6,156.96)

Regular; Processing Month 07/2024

Account Number	Account Description	Revised Budget	Expended During Month	Expenditures to Date	% of Budget	Balance at EOM	P/ O Outstanding	Unencumbered Balance
01 2610 733 001	OP OF BLDGS - FURN & EQUIP HS	12,000.00	0.00	38,002.00	316.68	(26,002.00)	0.00	(26,002.00)
01 2610 733 002	OP OF BLDGS - FURN & EQUIP BE	12,000.00	0.00	1,245.96	10.38	10,754.04	0.00	10,754.04
01 2610 733 003	OP OF BLDGS - FURN & EQUIP PC	12,000.00	0.00	1,083.50	9.03	10,916.50	0.00	10,916.50
01 2610 733 004	OP OF BLDGS - FURN & EQUIP HE	12,000.00	0.00	27,828.19	263.89	(15,828.19)	3,839.00	(19,667.19)
01 2610 733 005	OP OF BLDGS - FURN & EQUIP BMS	12,000.00	0.00	111.96	0.93	11,888.04	0.00	11,888.04
01 2610 733 006	OP OF BLDGS - FURN & EQUIP AP	12,000.00	0.00	7,515.78	63.96	4,484.22	160.00	4,324.22
01 2610 733 007	OP OF BLDGS - FURN & EQUIP SE	12,000.00	0.00	974.00	8.12	11,026.00	0.00	11,026.00
01 2610 733 008	OP OF BLDGS - FURN & EQUIP BSMS	12,000.00	0.00	803.00	6.69	11,197.00	0.00	11,197.00
01 2610 810 000	OP OF BLDGS - DUES & FEES DIST	5,000.00	0.00	3,272.00	65.44	1,728.00	0.00	1,728.00
01 2610 810 001	OP OF BLDGS - DUES & FEES HS	5,000.00	0.00	11,500.00	237.20	(6,500.00)	360.00	(6,860.00)
01 2610 810 002	OP OF BLDGS - DUES & FEES BE	1,000.00	0.00	0.00	0.00	1,000.00	0.00	1,000.00
01 2610 810 003	OP OF BLDGS - DUES & FEES PC	1,000.00	0.00	0.00	0.00	1,000.00	0.00	1,000.00
01 2610 810 004	OP OF BLDGS - DUES & FEES HE	1,000.00	0.00	0.00	0.00	1,000.00	0.00	1,000.00
01 2610 810 005	OP OF BLDGS - DUES & FEES BMS	1,000.00	0.00	0.00	0.00	1,000.00	0.00	1,000.00
01 2610 810 006	OP OF BLDGS - DUES & FEES AP	1,000.00	0.00	0.00	0.00	1,000.00	0.00	1,000.00
01 2610 810 007	OP OF BLDGS - DUES & FEES SE	1,000.00	0.00	1,172.14	117.21	(172.14)	0.00	(172.14)
01 2610 810 008	OP OF BLDGS - DUES & FEES BSMS	1,000.00	0.00	0.00	0.00	1,000.00	0.00	1,000.00
01 2610 890 000	OP OF BLDGS - OTHER MISC DIST	0.00	700.00	700.00	0.00	(700.00)	0.00	(700.00)
01 2610 890 001	OP OF BLDGS - OTHER MISC HS	0.00	0.00	0.00	0.00	0.00	50.00	(50.00)
01 2610 890 002	OP OF BLDGS - OTHER MISC BE	0.00	329.63	943.38	0.00	(943.38)	0.00	(943.38)
01 2610 890 003	OP OF BLDGS - OTHER MISC PC	0.00	0.00	64.46	0.00	(64.46)	0.00	(64.46)
01 2610 890 004	OP OF BLDGS - OTHER MISC HE	0.00	0.00	0.00	0.00	0.00	0.00	0.00
01 2610 890 005	OP OF BLDGS - OTHER MISC BMS	0.00	0.00	0.00	0.00	0.00	0.00	0.00
01 2610 890 006	OP OF BLDGS - OTHER MISC AP	0.00	0.00	0.00	0.00	0.00	0.00	0.00
01 2610 890 007	OP OF BLDGS - OTHER MISC SE	0.00	0.00	0.00	0.00	0.00	0.00	0.00
01 2610 890 008	OP OF BLDGS - OTHER MISC BSMS	0.00	0.00	0.00	0.00	0.00	0.00	0.00
2610	OP OF BLDGS	3,549,998.58	243,162.85	3,271,034.05	93.44	278,964.53	45,915.34	233,049.19
2620	MAINT OF BLDGS							
01 2620 340 000	MAINT OF BLDGS - CONTR SERVICES DIST	185,000.00	42,295.57	152,915.36	83.44	32,084.64	1,455.00	30,629.64
01 2620 340 001	MAINT OF BLDGS - CONTR SERVICES HS	160,000.00	2,340.45	107,653.24	67.28	52,346.76	0.00	52,346.76
01 2620 340 002	MAINT OF BLDGS - CONTR SERVICES BE	40,000.00	1,048.12	37,829.83	107.81	2,170.17	5,296.00	(3,125.83)
01 2620 340 003	MAINT OF BLDGS - CONTR SERVICES PC	40,000.00	865.58	20,542.13	51.36	19,457.87	0.00	19,457.87
01 2620 340 004	MAINT OF BLDGS - CONTR SERVICES HE	40,000.00	1,402.13	16,546.89	213.82	23,453.11	68,982.00	(45,528.89)
01 2620 340 005	MAINT OF BLDGS - CONTR SERVICES BMS	60,000.00	1,143.96	30,780.94	51.30	29,219.06	0.00	29,219.06
01 2620 340 006	MAINT OF BLDGS - CONTR SERVICES AP	40,000.00	758.35	18,064.08	47.19	21,935.92	813.34	21,122.58
01 2620 340 007	MAINT OF BLDGS - CONTR SERVICES SE	35,000.00	814.33	16,906.75	48.31	18,093.25	0.00	18,093.25
01 2620 340 008	MAINT OF BLDGS - CONTR SERVICES BSMS	60,000.00	986.12	46,185.70	80.38	13,814.30	2,045.00	11,769.30
01 2620 420 000	MAINT OF BLDGS - CLEANING SERVICES DIST	25,000.00	2,381.00	20,691.00	82.76	4,309.00	0.00	4,309.00
01 2620 420 001	MAINT OF BLDGS - CLEANING SERVICES HS	270,000.00	21,470.00	237,374.00	87.92	32,626.00	0.00	32,626.00
01 2620 420 002	MAINT OF BLDGS - CLEANING SERVICES BE	105,000.00	7,570.00	83,270.00	79.30	21,730.00	0.00	21,730.00
01 2620 420 003	MAINT OF BLDGS - CLEANING SERVICES PC	105,000.00	7,828.00	86,108.00	82.01	18,892.00	0.00	18,892.00
01 2620 420 004	MAINT OF BLDGS - CLEANING SERVICES HE	105,000.00	7,293.00	80,223.00	76.40	24,777.00	0.00	24,777.00
01 2620 420 005	MAINT OF BLDGS - CLEANING SERVICES BMS	105,000.00	9,076.00	100,284.00	95.51	4,716.00	0.00	4,716.00
01 2620 420 006	MAINT OF BLDGS - CLEANING SERVICES AP	105,000.00	8,127.00	89,397.00	85.14	15,603.00	0.00	15,603.00
01 2620 420 007	MAINT OF BLDGS - CLEANING SERVICES SE	105,000.00	7,364.00	81,004.00	77.15	23,996.00	0.00	23,996.00
01 2620 420 008	MAINT OF BLDGS - CLEANING SERVICES BSMS	175,000.00	14,219.00	156,409.00	89.38	18,591.00	0.00	18,591.00
01 2620 431 000	MAINT OF BLDGS - REPAIRS & MAINT DIST	50,000.00	11,495.00	43,815.35	87.63	6,184.65	0.00	6,184.65
01 2620 490 000	MAINT OF BLDGS - OTHER PROP SERV DIST	2,000.00	237.43	1,869.27	93.46	130.73	0.00	130.73
01 2620 490 001	MAINT OF BLDGS - OTHER PROP SERV HS	1,000.00	0.00	288.00	28.80	712.00	0.00	712.00
01 2620 490 002	MAINT OF BLDGS - OTHER PROP SERV BE	1,000.00	0.00	540.00	54.00	460.00	0.00	460.00
01 2620 490 003	MAINT OF BLDGS - OTHER PROP SERV PC	1,000.00	0.00	36.00	3.60	964.00	0.00	964.00
01 2620 490 004	MAINT OF BLDGS - OTHER PROP SERV HE	1,000.00	0.00	108.00	10.80	892.00	0.00	892.00
01 2620 490 005	MAINT OF BLDGS - OTHER PROP SERV BMS	1,000.00	0.00	156.00	15.60	844.00	0.00	844.00
01 2620 490 006	MAINT OF BLDGS - OTHER PROP SERV AP	1,000.00	0.00	36.00	3.60	964.00	300.00	664.00
01 2620 490 007	MAINT OF BLDGS - OTHER PROP SERV SE	1,000.00	0.00	72.00	7.20	928.00	0.00	928.00

Account Number	Account Description	Revised Budget	Expended During Month	Expenditures to Date	% of Budget	Balance at EOM	P/ O Outstanding	Unencumbered Balance
01 2620 490 008	MAINT OF BLDGS - OTHER PROP SERV BSMS	1,000.00	0.00	36.00	3.60	964.00	0.00	964.00
2620	MAINT OF BLDGS	1,820,000.00	148,715.04	1,429,141.54	82.86	390,858.46	78,891.34	311,967.12
2660	SECURITY							
01 2660 340 000	SECURITY - OTHER PROF SERVICES DIST	100,000.00	0.00	65,047.00	65.05	34,953.00	0.00	34,953.00
01 2660 340 001	SECURITY - OTHER PROF SERVICES HS	5,000.00	0.00	1,903.06	38.06	3,096.94	0.00	3,096.94
01 2660 340 002	SECURITY - OTHER PROF SERVICES BE	1,000.00	0.00	710.60	71.06	289.40	0.00	289.40
01 2660 340 003	SECURITY - OTHER PROF SERVICES PC	1,000.00	0.00	441.00	44.10	559.00	0.00	559.00
01 2660 340 004	SECURITY - OTHER PROF SERVICES HE	1,000.00	0.00	441.00	44.10	559.00	0.00	559.00
01 2660 340 005	SECURITY - OTHER PROF SERVICES BMS	1,000.00	0.00	546.00	54.60	454.00	0.00	454.00
01 2660 340 006	SECURITY - OTHER PROF SERVICES AP	1,000.00	0.00	441.00	44.10	559.00	0.00	559.00
01 2660 340 007	SECURITY - OTHER PROF SERVICES SE	3,000.00	0.00	1,192.00	39.73	1,808.00	0.00	1,808.00
01 2660 340 008	SECURITY - OTHER PROF SERVICES BSMS	2,000.00	0.00	441.00	22.05	1,559.00	0.00	1,559.00
01 2660 431 000	SECURITY - REPAIRS & MAINT DIST	0.00	0.00	0.00	0.00	0.00	0.00	0.00
01 2660 431 001	SECURITY - REPAIRS & MAINT HS	0.00	0.00	0.00	0.00	0.00	0.00	0.00
01 2660 431 002	SECURITY - REPAIRS & MAINT BE	0.00	0.00	0.00	0.00	0.00	0.00	0.00
01 2660 431 003	SECURITY - REPAIRS & MAINT PC	0.00	0.00	0.00	0.00	0.00	0.00	0.00
01 2660 431 004	SECURITY - REPAIRS & MAINT HE	0.00	0.00	0.00	0.00	0.00	0.00	0.00
01 2660 431 005	SECURITY - REPAIRS & MAINT BMS	0.00	0.00	0.00	0.00	0.00	0.00	0.00
01 2660 431 006	SECURITY - REPAIRS & MAINT AP	0.00	0.00	0.00	0.00	0.00	0.00	0.00
01 2660 431 007	SECURITY - REPAIRS & MAINT SE	0.00	0.00	0.00	0.00	0.00	0.00	0.00
01 2660 431 008	SECURITY - REPAIRS & MAINT BSMS	0.00	0.00	0.00	0.00	0.00	0.00	0.00
01 2660 590 000	SECURITY - PURCHASED SERVICES DIST	12,000.00	0.00	2,426.50	20.22	9,573.50	0.00	9,573.50
01 2660 590 001	SECURITY - PURCHASED SERVICES HS	10,000.00	0.00	0.00	0.00	10,000.00	0.00	10,000.00
01 2660 590 002	SECURITY - PURCHASED SERVICES BE	10,000.00	0.00	497.39	4.97	9,502.61	0.00	9,502.61
01 2660 590 003	SECURITY - PURCHASED SERVICES PC	10,000.00	0.00	1,626.50	16.27	8,373.50	0.00	8,373.50
01 2660 590 004	SECURITY - PURCHASED SERVICES HE	10,000.00	0.00	0.00	0.00	10,000.00	0.00	10,000.00
01 2660 590 005	SECURITY - PURCHASED SERVICES BMS	10,000.00	0.00	0.00	0.00	10,000.00	0.00	10,000.00
01 2660 590 006	SECURITY - PURCHASED SERVICES AP	10,000.00	0.00	174.00	1.74	9,826.00	0.00	9,826.00
01 2660 590 007	SECURITY - PURCHASED SERVICES SE	40,000.00	0.00	2,169.71	5.42	37,830.29	0.00	37,830.29
01 2660 590 008	SECURITY - PURCHASED SERVICES BSMS	40,000.00	0.00	1,532.50	3.83	38,467.50	0.00	38,467.50
01 2660 610 000	SECURITY - SUPPLIES DIST	0.00	0.00	884.76	0.00	(884.76)	0.00	(884.76)
01 2660 610 001	SECURITY - SUPPLIES HS	0.00	0.00	0.00	0.00	0.00	0.00	0.00
01 2660 610 002	SECURITY - SUPPLIES BE	0.00	0.00	0.00	0.00	0.00	0.00	0.00
01 2660 610 003	SECURITY - SUPPLIES PC	0.00	0.00	0.00	0.00	0.00	0.00	0.00
01 2660 610 004	SECURITY - SUPPLIES HE	0.00	0.00	0.00	0.00	0.00	0.00	0.00
01 2660 610 005	SECURITY - SUPPLIES BMS	0.00	0.00	37.40	0.00	(37.40)	39.95	(77.35)
01 2660 610 006	SECURITY - SUPPLIES AP	0.00	0.00	0.00	0.00	0.00	0.00	0.00
01 2660 610 007	SECURITY - SUPPLIES SE	0.00	0.00	0.00	0.00	0.00	0.00	0.00
01 2660 610 008	SECURITY - SUPPLIES BSMS	0.00	0.00	0.00	0.00	0.00	0.00	0.00
01 2660 733 000	SECURITY - FURN & FIXTURES DIST	7,500.00	0.00	0.00	0.00	7,500.00	0.00	7,500.00
01 2660 733 001	SECURITY - FURN & FIXTURES HS	7,500.00	0.00	0.00	0.00	7,500.00	0.00	7,500.00
01 2660 733 002	SECURITY - FURN & FIXTURES BE	7,500.00	0.00	0.00	0.00	7,500.00	0.00	7,500.00
01 2660 733 003	SECURITY - FURN & FIXTURES PC	7,500.00	0.00	0.00	0.00	7,500.00	0.00	7,500.00
01 2660 733 004	SECURITY - FURN & FIXTURES HE	7,500.00	0.00	0.00	0.00	7,500.00	0.00	7,500.00
01 2660 733 005	SECURITY - FURN & FIXTURES BMS	7,500.00	0.00	0.00	0.00	7,500.00	0.00	7,500.00
01 2660 733 006	SECURITY - FURN & FIXTURES AP	7,500.00	0.00	0.00	0.00	7,500.00	0.00	7,500.00
01 2660 733 007	SECURITY - FURN & FIXTURES SE	7,500.00	0.00	0.00	0.00	7,500.00	0.00	7,500.00
01 2660 733 008	SECURITY - FURN & FIXTURES BSMS	7,500.00	0.00	0.00	0.00	7,500.00	0.00	7,500.00
2660	SECURITY	334,500.00	0.00	80,511.42	24.08	253,988.58	39.95	253,948.63
2710	REGULAR PUPIL TRANSPORTATION							
01 2710 110 000	REG TRANSP - SALARIES NON-INSTR	356,562.32	4,632.50	306,592.86	85.99	49,969.46	0.00	49,969.46
01 2710 120 000	REG TRANSP - SUBS NON-INSTR	0.00	0.00	0.00	0.00	0.00	0.00	0.00
01 2710 130 000	REG TRANSP - OT SALARIES NON-INSTR	8,736.21	108.36	9,995.03	114.41	(1,258.82)	0.00	(1,258.82)
01 2710 150 000	REG TRANSP - ADD'L COMP NON-INSTR	892.07	7.57	83.27	9.33	808.80	0.00	808.80

Account Number	Account Description	Revised Budget	Expended During Month	Expenditures to Date	% of Budget	Balance at EOM	P/ O Outstanding	Unencumbered Balance
01 3535 151 002	HAL - ADD'L COMP TEACHERS BE	0.00	14.11	155.21	0.00	(155.21)	0.00	(155.21)
01 3535 151 003	HAL - ADD'L COMP TEACHERS PC	134.83	0.00	0.00	0.00	134.83	0.00	134.83
01 3535 151 004	HAL - ADD'L COMP TEACHERS HE	70.93	7.47	82.17	115.85	(11.24)	0.00	(11.24)
01 3535 151 005	HAL - ADD'L COMP TEACHERS BMS	0.00	0.00	0.00	0.00	0.00	0.00	0.00
01 3535 151 006	HAL - ADD'L COMP TEACHERS AP	70.84	7.46	82.06	115.84	(11.22)	0.00	(11.22)
01 3535 151 007	HAL - ADD'L COMP TEACHERS SE	176.27	0.00	0.00	0.00	176.27	0.00	176.27
01 3535 151 008	HAL - ADD'L COMP TEACHERS BSMS	0.00	15.40	169.40	0.00	(169.40)	0.00	(169.40)
01 3535 211 000	HAL - GROUP INS TEACHERS DIST	0.00	0.00	0.00	0.00	0.00	0.00	0.00
01 3535 211 002	HAL - GROUP INS TEACHERS BE	0.00	0.00	0.00	0.00	0.00	0.00	0.00
01 3535 211 003	HAL - GROUP INS TEACHERS PC	0.00	0.00	0.00	0.00	0.00	0.00	0.00
01 3535 211 004	HAL - GROUP INS TEACHERS HE	35.81	2.60	26.00	72.61	9.81	0.00	9.81
01 3535 211 005	HAL - GROUP INS TEACHERS BMS	0.00	0.00	0.00	0.00	0.00	0.00	0.00
01 3535 211 006	HAL - GROUP INS TEACHERS AP	35.81	2.60	26.00	72.61	9.81	0.00	9.81
01 3535 211 007	HAL - GROUP INS TEACHERS SE	0.00	0.00	0.00	0.00	0.00	0.00	0.00
01 3535 211 008	HAL - GROUP INS TEACHERS BSMS	10,022.25	851.82	9,364.82	93.44	657.43	0.00	657.43
01 3535 221 000	HAL - SOC SEC TEACHERS DIST	0.00	0.00	0.00	0.00	0.00	0.00	0.00
01 3535 221 002	HAL - SOC SEC TEACHERS BE	319.27	1.07	23.24	7.28	296.03	0.00	296.03
01 3535 221 003	HAL - SOC SEC TEACHERS PC	0.00	0.00	0.00	0.00	0.00	0.00	0.00
01 3535 221 004	HAL - SOC SEC TEACHERS HE	2,666.04	238.31	2,621.42	98.33	44.62	0.00	44.62
01 3535 221 005	HAL - SOC SEC TEACHERS BMS	0.00	0.00	0.00	0.00	0.00	0.00	0.00
01 3535 221 006	HAL - SOC SEC TEACHERS AP	2,666.28	238.32	2,632.03	98.72	34.25	0.00	34.25
01 3535 221 007	HAL - SOC SEC TEACHERS SE	0.00	0.00	0.00	0.00	0.00	0.00	0.00
01 3535 221 008	HAL - SOC SEC TEACHERS BSMS	1,359.17	451.89	4,982.34	366.57	(3,623.17)	0.00	(3,623.17)
01 3535 231 000	HAL - RETIREMENT TEACHERS DIST	0.00	0.00	0.00	0.00	0.00	0.00	0.00
01 3535 231 002	HAL - RETIREMENT TEACHERS BE	1,217.42	0.00	11.03	0.91	1,206.39	0.00	1,206.39
01 3535 231 003	HAL - RETIREMENT TEACHERS PC	0.00	0.00	0.00	0.00	0.00	0.00	0.00
01 3535 231 004	HAL - RETIREMENT TEACHERS HE	2,608.73	210.97	2,320.67	88.96	288.06	0.00	288.06
01 3535 231 005	HAL - RETIREMENT TEACHERS BMS	0.00	0.00	0.00	0.00	0.00	0.00	0.00
01 3535 231 006	HAL - RETIREMENT TEACHERS AP	2,608.73	210.96	2,330.68	89.34	278.05	0.00	278.05
01 3535 231 007	HAL - RETIREMENT TEACHERS SE	0.00	0.00	0.00	0.00	0.00	0.00	0.00
01 3535 231 008	HAL - RETIREMENT TEACHERS BSMS	1,254.25	433.52	4,779.77	381.09	(3,525.52)	0.00	(3,525.52)
01 3535 237 000	HAL - INCR RET CONTR DIST	3.28	0.00	0.00	0.00	3.28	0.00	3.28
01 3535 237 002	HAL - INCR RET CONTR BE	418.73	0.00	3.79	0.91	414.94	0.00	414.94
01 3535 237 003	HAL - INCR RET CONTR PC	939.56	0.00	0.00	0.00	939.56	0.00	939.56
01 3535 237 004	HAL - INCR RET CONTR HE	897.18	72.56	798.15	88.96	99.03	0.00	99.03
01 3535 237 005	HAL - INCR RET CONTR BMS	418.73	0.00	0.00	0.00	418.73	0.00	418.73
01 3535 237 006	HAL - INCR RET CONTR AP	897.17	72.55	801.53	89.34	95.64	0.00	95.64
01 3535 237 007	HAL - INCR RET CONTR SE	940.95	0.00	0.00	0.00	940.95	0.00	940.95
01 3535 237 008	HAL - INCR RET CONTR BSMS	431.29	149.09	1,643.83	381.14	(1,212.54)	0.00	(1,212.54)
01 3535 281 002	HAL - HEALTH BEN TEACHERS BE	813.31	0.00	0.00	0.00	813.31	0.00	813.31
01 3535 281 003	HAL - HEALTH BEN TEACHERS PC	0.00	0.00	0.00	0.00	0.00	0.00	0.00
01 3535 281 004	HAL - HEALTH BEN TEACHERS HE	2,053.82	237.50	2,612.50	127.20	(558.68)	0.00	(558.68)
01 3535 281 005	HAL - HEALTH BEN TEACHERS BMS	813.31	0.00	0.00	0.00	813.31	0.00	813.31
01 3535 281 006	HAL - HEALTH TEACHERS AP	2,053.82	237.50	2,612.50	127.20	(558.68)	0.00	(558.68)
01 3535 281 007	HAL - HEALTH TEACHERS SE	0.00	0.00	0.00	0.00	0.00	0.00	0.00
01 3535 281 008	HAL - HEALTH BEN TEACHERS BSMS	837.96	0.00	0.00	0.00	837.96	0.00	837.96
01 3535 580 000	HAL - TRAVEL & MILEAGE DIST	200.00	0.00	1,311.72	655.86	(1,111.72)	0.00	(1,111.72)
01 3535 580 002	HAL - TRAVEL & MILEAGE BE	200.00	0.00	0.00	0.00	200.00	0.00	200.00
01 3535 580 003	HAL - TRAVEL & MILEAGE PC	200.00	0.00	0.00	0.00	200.00	0.00	200.00
01 3535 580 004	HAL - TRAVEL & MILEAGE HE	200.00	0.00	0.00	0.00	200.00	0.00	200.00
01 3535 580 005	HAL - TRAVEL & MILEAGE BMS	200.00	0.00	0.00	0.00	200.00	0.00	200.00
01 3535 580 006	HAL - TRAVEL & MILEAGE AP	200.00	0.00	0.00	0.00	200.00	0.00	200.00
01 3535 580 007	HAL - TRAVEL & MILEAGE SE	200.00	0.00	0.00	0.00	200.00	0.00	200.00
01 3535 580 008	HAL - TRAVEL & MILEAGE BSMS	200.00	0.00	0.00	0.00	200.00	0.00	200.00
01 3535 610 000	HAL - SUPPLIES DIST	2,000.00	0.00	1,159.82	69.84	840.18	237.00	603.18

Account Number	Account Description	Revised Budget	Expended During Month	Expenditures to Date	% of Budget	Balance at EOM	P/ O Outstanding	Unencumbered Balance
01 3535 640 000	HAL - BOOKS & PER DIST	2,000.00	0.00	0.00	0.00	2,000.00	0.00	2,000.00
01 3535 733 002	HAL - FURN & EQUIP BE	0.00	0.00	0.00	0.00	0.00	0.00	0.00
01 3535 733 003	HAL - FURN & EQUIP PC	0.00	0.00	0.00	0.00	0.00	0.00	0.00
01 3535 733 004	HAL - FURN & EQUIP HE	0.00	0.00	0.00	0.00	0.00	0.00	0.00
01 3535 733 005	HAL - FURN & EQUIP BMS	0.00	0.00	0.00	0.00	0.00	0.00	0.00
01 3535 733 006	HAL - FURN & EQUIP AP	0.00	0.00	0.00	0.00	0.00	0.00	0.00
01 3535 733 007	HAL - FURN & EQUIP SE	0.00	0.00	0.00	0.00	0.00	0.00	0.00
01 3535 733 008	HAL - FURN & EQUIP BSMS	0.00	0.00	0.00	0.00	0.00	0.00	0.00
01 3535 734 002	HAL - HARDWARE BE	0.00	0.00	0.00	0.00	0.00	0.00	0.00
01 3535 734 003	HAL - HARDWARE PC	0.00	0.00	0.00	0.00	0.00	0.00	0.00
01 3535 734 004	HAL - HARDWARE HE	0.00	0.00	0.00	0.00	0.00	0.00	0.00
01 3535 734 005	HAL - HARDWARE BMS	0.00	0.00	0.00	0.00	0.00	0.00	0.00
01 3535 734 006	HAL - HARDWARE AP	0.00	0.00	0.00	0.00	0.00	0.00	0.00
01 3535 734 007	HAL - HARDWARE SE	0.00	0.00	0.00	0.00	0.00	0.00	0.00
01 3535 734 008	HAL - HARDWARE BSMS	0.00	0.00	0.00	0.00	0.00	0.00	0.00
01 3535 735 002	HAL - SOFTWARE BE	0.00	0.00	0.00	0.00	0.00	0.00	0.00
01 3535 735 003	HAL - SOFTWARE PC	0.00	0.00	0.00	0.00	0.00	0.00	0.00
01 3535 735 004	HAL - SOFTWARE HE	0.00	0.00	0.00	0.00	0.00	0.00	0.00
01 3535 735 005	HAL - SOFTWARE BMS	0.00	0.00	0.00	0.00	0.00	0.00	0.00
01 3535 735 006	HAL - SOFTWARE AP	0.00	0.00	0.00	0.00	0.00	0.00	0.00
01 3535 735 007	HAL - SOFTWARE SE	0.00	0.00	0.00	0.00	0.00	0.00	0.00
01 3535 735 008	HAL - SOFTWARE BSMS	0.00	0.00	0.00	0.00	0.00	0.00	0.00
01 3535 810 000	HAL - DUES & FEES DIST	500.00	0.00	2,036.88	407.38	(1,536.88)	0.00	(1,536.88)
01 3535 810 001	HAL - DUES & FEES HS	1,000.00	0.00	0.00	0.00	1,000.00	0.00	1,000.00
01 3535 810 002	HAL - DUES & FEES BE	500.00	0.00	0.00	0.00	500.00	0.00	500.00
01 3535 810 003	HAL - DUES & FEES PC	500.00	0.00	0.00	0.00	500.00	0.00	500.00
01 3535 810 004	HAL - DUES & FEES HE	500.00	0.00	0.00	0.00	500.00	0.00	500.00
01 3535 810 005	HAL - DUES & FEES BMS	1,000.00	0.00	0.00	0.00	1,000.00	0.00	1,000.00
01 3535 810 006	HAL - DUES & FEES AP	500.00	0.00	0.00	0.00	500.00	0.00	500.00
01 3535 810 007	HAL - DUES & FEES SE	500.00	0.00	0.00	0.00	500.00	0.00	500.00
01 3535 810 008	HAL - DUES & FEES BSMS	1,000.00	0.00	0.00	0.00	1,000.00	0.00	1,000.00
01 3535 890 001	HAL - OTHER MISC HS	0.00	0.00	0.00	0.00	0.00	0.00	0.00
01 3535 890 002	HAL - OTHER MISC BE	0.00	0.00	0.00	0.00	0.00	0.00	0.00
01 3535 890 003	HAL - OTHER MISC PC	0.00	0.00	0.00	0.00	0.00	0.00	0.00
01 3535 890 004	HAL - OTHER MISC HE	0.00	0.00	0.00	0.00	0.00	0.00	0.00
01 3535 890 005	HAL - OTHER MISC BMS	0.00	0.00	0.00	0.00	0.00	0.00	0.00
01 3535 890 006	HAL - OTHER MISC AP	0.00	0.00	0.00	0.00	0.00	0.00	0.00
01 3535 890 007	HAL - OTHER MISC SE	0.00	0.00	0.00	0.00	0.00	0.00	0.00
01 3535 890 008	HAL - OTHER MISC BSMS	0.00	0.00	0.00	0.00	0.00	0.00	0.00
3535	HIGH ABILITY LEARNERS	195,278.63	15,094.57	171,052.63	87.72	24,226.00	237.00	23,989.00
3551	CAREER EDUCATION							
01 3551 610 001	CAREER ED - SUPPLIES HS	0.00	868.91	9,153.22	0.00	(9,153.22)	64.17	(9,217.39)
3551	CAREER EDUCATION	0.00	868.91	9,153.22	0.00	(9,153.22)	64.17	(9,217.39)
3599	OTHER STATE CATEGORICAL PROGRAMS							
01 3599 610 004	MENTAL HEALTH GRANT	0.00	0.00	0.00	0.00	0.00	0.00	0.00
3599	OTHER STATE CATEGORICAL PROGRAMS	0.00	0.00	0.00	0.00	0.00	0.00	0.00
4300	ARCH & ENGINEERING							
01 4300 340 000	ARCH & ENGINEERING - OTHER PROF SERVICES	0.00	0.00	0.00	0.00	0.00	0.00	0.00
4300	ARCH & ENGINEERING	0.00	0.00	0.00	0.00	0.00	0.00	0.00
5000	DEBT SERVICES							
01 5000 807 000	REPAYMENT OF TAXES FOR REVALUED PROP	0.00	0.00	0.00	0.00	0.00	0.00	0.00
01 5000 831 000	DEBT SERVICE - REDEMPTION/PRINCIPAL DIST	0.00	0.00	0.00	0.00	0.00	0.00	0.00
01 5000 832 000	DEBT SERVICE - INTEREST DIST	1,000,000.00	0.00	1,000,000.00	100.00	0.00	0.00	0.00

Account Number	Account Description	Revised Budget	Expended During Month	Expenditures to Date	% of Budget	Balance at EOM	P/ O Outstanding	Unencumbered Balance
01 6310 810 005	TITLE IIA ESSA - DUES & FEES BMS	0.00	0.00	0.00	0.00	0.00	0.00	0.00
01 6310 810 006	TITLE IIA ESSA - DUES & FEES AP	0.00	0.00	0.00	0.00	0.00	0.00	0.00
01 6310 890 001	TITLE IIA ESSA - OTHER MISC HS	0.00	0.00	0.00	0.00	0.00	0.00	0.00
01 6310 890 002	TITLE IIA ESSA - OTHER MISC BE	0.00	0.00	0.00	0.00	0.00	0.00	0.00
01 6310 890 003	TITLE IIA ESSA - OTHER MISC PC	0.00	0.00	0.00	0.00	0.00	0.00	0.00
01 6310 890 004	TITLE IIA ESSA - OTHER MISC HE	0.00	0.00	0.00	0.00	0.00	0.00	0.00
01 6310 890 005	TITLE IIA ESSA - OTHER MISC BMS	0.00	0.00	0.00	0.00	0.00	0.00	0.00
01 6310 890 006	TITLE IIA ESSA - OTHER MISC AP	0.00	0.00	0.00	0.00	0.00	0.00	0.00
6310	TITLE II, PART A ESSA TCHR QUAL GRANTS	1,549.90	19,838.90	21,543.06	1,389.96	(19,993.16)	0.00	(19,993.16)
6404	IDEA PART B(611) BASE ALLOC BIRTH TO 4							
01 6404 111 002	IDEA B BASE - SALARIES TEACHERS BE	0.00	0.00	0.00	0.00	0.00	0.00	0.00
01 6404 111 006	IDEA B BASE - SALARIES TEACHERS AP	2,337.16	0.00	799.26	34.20	1,537.90	0.00	1,537.90
01 6404 151 002	IDEA B BASE - ADD'L COMP TEACHERS BE	0.00	0.00	0.00	0.00	0.00	0.00	0.00
01 6404 151 006	IDEA B BASE - ADD'L COMP TEACHERS AP	0.00	0.00	0.00	0.00	0.00	0.00	0.00
01 6404 211 002	IDEA B BASE - GROUPS INS TEACHERS BE	0.00	0.00	0.00	0.00	0.00	0.00	0.00
01 6404 211 006	IDEA B BASE - GROUPS INS TEACHERS AP	0.00	0.00	320.14	0.00	(320.14)	0.00	(320.14)
01 6404 221 002	IDEA B BASE - SOC SEC TEACHERS BE	0.00	0.00	0.00	0.00	0.00	0.00	0.00
01 6404 221 006	IDEA B BASE - SOC SEC TEACHERS AP	24.31	0.00	58.66	241.30	(34.35)	0.00	(34.35)
01 6404 231 002	IDEA B BASE - RETIREMENT TEACHERS BE	0.00	0.00	0.00	0.00	0.00	0.00	0.00
01 6404 231 006	IDEA B BASE - RETIREMENT TEACHERS AP	24.12	0.00	58.74	243.53	(34.62)	0.00	(34.62)
01 6404 237 002	IDEA B BASE - INCR RET CONTR BE	0.00	0.00	0.00	0.00	0.00	0.00	0.00
01 6404 237 006	IDEA B BASE - INCR RET CONTR AP	8.29	0.00	20.20	243.67	(11.91)	0.00	(11.91)
01 6404 610 002	IDEA B BASE - SUPPLIES BE	0.00	0.00	0.00	0.00	0.00	0.00	0.00
01 6404 610 006	IDEA B BASE - SUPPLIES AP	2,000.00	0.00	0.00	0.00	2,000.00	0.00	2,000.00
6404	IDEA PART B(611) BASE ALLOC BIRTH TO 4	4,393.88	0.00	1,257.00	28.61	3,136.88	0.00	3,136.88
6406	IDEA PRESCHOOL(619) BASE ALLOC							
01 6406 111 002	IDEA PRESCH - SALARIES TEACHERS BE	0.00	0.00	0.00	0.00	0.00	0.00	0.00
01 6406 111 006	IDEA PRESCH - SALARIES TEACHERS AP	1,449.55	0.00	346.25	23.89	1,103.30	0.00	1,103.30
01 6406 111 007	IDEA PRESCH - SALARIES TEACHERS SE	0.00	0.00	0.00	0.00	0.00	0.00	0.00
01 6406 211 002	IDEA PRESCH - GROUP INS TEACHERS BE	0.00	0.00	0.00	0.00	0.00	0.00	0.00
01 6406 211 006	IDEA PRESCH - GROUP INS TEACHERS AP	0.00	0.00	113.98	0.00	(113.98)	0.00	(113.98)
01 6406 211 007	IDEA PRESCH - GROUP INS TEACHERS SE	0.00	0.00	0.00	0.00	0.00	0.00	0.00
01 6406 221 002	IDEA PRESCH - SOC SEC TEACHERS BE	0.00	0.00	0.00	0.00	0.00	0.00	0.00
01 6406 221 006	IDEA PRESCH - SOC SEC TEACHERS AP	32.47	0.00	25.09	77.27	7.38	0.00	7.38
01 6406 221 007	IDEA PRESCH - SOC SEC TEACHERS SE	0.00	0.00	0.00	0.00	0.00	0.00	0.00
01 6406 231 002	IDEA PRESCH - RETIREMENT TEACHERS BE	0.00	0.00	0.00	0.00	0.00	0.00	0.00
01 6406 231 006	IDEA PRESCH - RETIREMENT TEACHERS AP	32.16	0.00	25.45	79.14	6.71	0.00	6.71
01 6406 231 007	IDEA PRESCH - RETIREMENT TEACHERS SE	0.00	0.00	0.00	0.00	0.00	0.00	0.00
01 6406 237 002	IDEA PRESCH - INCR RET CONTR BE	0.00	0.00	0.00	0.00	0.00	0.00	0.00
01 6406 237 006	IDEA PRESCH - INCR RET CONTR AP	11.07	0.00	8.75	79.04	2.32	0.00	2.32
01 6406 237 007	IDEA PRESCH - INCR RET CONTR SE	0.00	0.00	0.00	0.00	0.00	0.00	0.00
01 6406 281 007	IDEA PRESCH - HEALTH BEN TEACHERS/PROF SE	0.00	0.00	0.00	0.00	0.00	0.00	0.00
01 6406 320 000	IDEA PRESCH - PROF ED SERVICES	0.00	0.00	0.00	0.00	0.00	0.00	0.00
01 6406 610 002	IDEA PRESCH - SUPPLIES BE	0.00	0.00	0.00	0.00	0.00	0.00	0.00
01 6406 610 006	IDEA PRESCH - SUPPLIES AP	10,000.00	0.00	0.00	0.00	10,000.00	0.00	10,000.00
6406	IDEA PRESCHOOL(619) BASE ALLOC	11,525.25	0.00	519.52	4.51	11,005.73	0.00	11,005.73
6408	IDEA PART B-611-BASE-EP							
01 6408 111 000	IDEA E/P - SALARIES TEACHERS DIST	0.00	0.00	0.00	0.00	0.00	0.00	0.00
01 6408 111 006	IDEA E/P - SALARIES TEACHERS AP	428,874.19	28,685.06	316,168.21	73.72	112,705.98	0.00	112,705.98
01 6408 112 006	IDEA E/P - SALARIES INSTR AIDES AP	57,191.28	0.00	33,907.06	59.29	23,284.22	0.00	23,284.22
01 6408 122 006	IDEA E/P - SUBS AIDES/ASST AP	2,160.61	0.00	4,710.88	218.03	(2,550.27)	0.00	(2,550.27)
01 6408 123 006	IDEA E/P - SUB TEACHERS AP	255.02	0.00	742.50	291.15	(487.48)	0.00	(487.48)
01 6408 151 000	IDEA E/P - ADD'L COMP TEACHERS DIST	35.61	288.68	288.68	810.67	(253.07)	0.00	(253.07)
01 6408 151 006	IDEA E/P - ADD'L COMP TEACHERS AP	1,943.84	372.26	1,311.56	67.47	632.28	0.00	632.28

Account Number	Account Description	Revised Budget	Expended During Month	Expenditures to Date	% of Budget	Balance at EOM	P/ O Outstanding	Unencumbered Balance
01 9000 890 003	NON-PROG EXP - OTHER MISC PC	0.00	0.00	0.00	0.00	0.00	0.00	0.00
01 9000 890 004	NON-PROG EXP - OTHER MISC HE	0.00	0.00	0.00	0.00	0.00	0.00	0.00
01 9000 890 005	NON-PROG EXP - OTHER MISC BMS	0.00	0.00	0.00	0.00	0.00	0.00	0.00
01 9000 890 006	NON-PROG EXP - OTHER MISC AP	0.00	0.00	0.00	0.00	0.00	0.00	0.00
01 9000 890 007	NON-PROG EXP - OTHER MISC SE	0.00	0.00	0.00	0.00	0.00	0.00	0.00
01 9000 890 008	NON-PROG EXP - OTHER MISC BSMS	0.00	0.00	0.00	0.00	0.00	0.00	0.00
9000	NON-PROGRAM EXPENDITURES	0.00	0.00	0.00	0.00	0.00	0.00	0.00
01	GENERAL FUND CHECKING	51,664,222.00	3,842,066.80	46,342,847.87	90.48	5,321,374.13	404,018.11	4,917,356.02

Account Number	Account Description	Revised Budget	Expended During Month	Expenditures to Date	% of Budget	Balance at EOM	P / O Outstanding	Unencumbered Balance
02	NUTRITION SERVICES							
3100	FOOD SERVICE OPERATIONS							
02 3100 110 000	SALARIES COOKS DIST	83,900.00	6,991.63	76,908.33	91.67	6,991.67	0.00	6,991.67
02 3100 110 001	SALARIES COOKS HS	0.00	0.00	80,120.61	0.00	(80,120.61)	0.00	(80,120.61)
02 3100 110 002	SALARIES COOKS BE	0.00	0.00	64,677.08	0.00	(64,677.08)	0.00	(64,677.08)
02 3100 110 003	SALARIES COOKS PC	0.00	0.00	69,278.46	0.00	(69,278.46)	0.00	(69,278.46)
02 3100 110 004	SALARIES COOKS HE	0.00	0.00	57,868.13	0.00	(57,868.13)	0.00	(57,868.13)
02 3100 110 005	SALARIES COOKS BMS	0.00	0.00	78,394.90	0.00	(78,394.90)	0.00	(78,394.90)
02 3100 110 006	SALARIES COOKS AP	0.00	0.00	53,620.74	0.00	(53,620.74)	0.00	(53,620.74)
02 3100 110 007	SALARIES COOKS SE	0.00	0.00	45,036.05	0.00	(45,036.05)	0.00	(45,036.05)
02 3100 110 008	SALARIES COOKS BSMS	0.00	0.00	71,361.57	0.00	(71,361.57)	0.00	(71,361.57)
02 3100 120 001	SUB COOK SALARIES HS	0.00	0.00	32,981.47	0.00	(32,981.47)	0.00	(32,981.47)
02 3100 120 002	SUB COOK SALARIES BE	0.00	0.00	2,932.60	0.00	(2,932.60)	0.00	(2,932.60)
02 3100 120 003	SUB COOK SALARIES PC	0.00	0.00	1,078.80	0.00	(1,078.80)	0.00	(1,078.80)
02 3100 120 004	SUB COOK SALARIES HE	0.00	0.00	13,173.16	0.00	(13,173.16)	0.00	(13,173.16)
02 3100 120 005	SUB COOK SALARIES BMS	0.00	0.00	1,207.22	0.00	(1,207.22)	0.00	(1,207.22)
02 3100 120 006	SUB COOK SALARIES AP	0.00	0.00	2,993.17	0.00	(2,993.17)	0.00	(2,993.17)
02 3100 120 007	SUB COOK SALARIES SE	0.00	0.00	7,903.68	0.00	(7,903.68)	0.00	(7,903.68)
02 3100 120 008	SUB COOK SALARIES BSMS	0.00	0.00	16,550.74	0.00	(16,550.74)	0.00	(16,550.74)
02 3100 130 000	OT COOKS DIST	0.00	0.00	0.00	0.00	0.00	0.00	0.00
02 3100 130 001	OT COOKS HS	0.00	0.00	0.00	0.00	0.00	0.00	0.00
02 3100 130 002	OT COOKS BE	0.00	0.00	0.00	0.00	0.00	0.00	0.00
02 3100 130 003	OT COOKS PC	0.00	0.00	137.70	0.00	(137.70)	0.00	(137.70)
02 3100 130 004	OT COOKS HE	0.00	0.00	90.16	0.00	(90.16)	0.00	(90.16)
02 3100 130 005	OT COOKS BMS	0.00	0.00	206.92	0.00	(206.92)	0.00	(206.92)
02 3100 130 006	OT COOKS AP	0.00	0.00	60.15	0.00	(60.15)	0.00	(60.15)
02 3100 130 007	OT COOKS SE	0.00	0.00	11.16	0.00	(11.16)	0.00	(11.16)
02 3100 130 008	OT COOKS BSMS	0.00	0.00	33.90	0.00	(33.90)	0.00	(33.90)
02 3100 150 000	ADD'L COMP COOKS DIST	218.14	18.18	199.98	91.68	18.16	0.00	18.16
02 3100 150 001	ADD'L COMP COOKS HS	0.00	0.00	212.01	0.00	(212.01)	0.00	(212.01)
02 3100 150 002	ADD'L COMP COOKS BE	0.00	0.00	133.80	0.00	(133.80)	0.00	(133.80)
02 3100 150 003	ADD'L COMP COOKS PC	0.00	0.00	121.68	0.00	(121.68)	0.00	(121.68)
02 3100 150 004	ADD'L COMP COOKS HE	0.00	0.00	117.43	0.00	(117.43)	0.00	(117.43)
02 3100 150 005	ADD'L COMP COOKS BMS	0.00	0.00	176.70	0.00	(176.70)	0.00	(176.70)
02 3100 150 006	ADD'L COMP COOKS AP	0.00	0.00	119.16	0.00	(119.16)	0.00	(119.16)
02 3100 150 007	ADD'L COMP COOKS SE	0.00	0.00	90.18	0.00	(90.18)	0.00	(90.18)
02 3100 150 008	ADD'L COMP COOKS BSMS	0.00	0.00	150.84	0.00	(150.84)	0.00	(150.84)
02 3100 210 000	GROUP INS COOKS DIST	27,442.08	2,286.84	25,150.04	91.65	2,292.04	0.00	2,292.04
02 3100 210 001	GROUP INS COOKS HS	0.00	657.19	7,187.49	0.00	(7,187.49)	0.00	(7,187.49)
02 3100 210 002	GROUP INS COOKS BE	0.00	646.79	7,099.09	0.00	(7,099.09)	0.00	(7,099.09)
02 3100 210 003	GROUP INS COOKS PC	0.00	20.80	208.18	0.00	(208.18)	0.00	(208.18)
02 3100 210 004	GROUP INS COOKS HE	0.00	646.79	7,095.28	0.00	(7,095.28)	0.00	(7,095.28)
02 3100 210 005	GROUP INS COOKS BMS	0.00	646.79	7,130.29	0.00	(7,130.29)	0.00	(7,130.29)
02 3100 210 006	GROUP INS COOKS AP	0.00	42.54	442.97	0.00	(442.97)	0.00	(442.97)
02 3100 210 007	GROUP INS COOKS SE	0.00	638.99	7,036.69	0.00	(7,036.69)	0.00	(7,036.69)
02 3100 210 008	GROUP INS COOKS BSMS	0.00	638.99	7,062.69	0.00	(7,062.69)	0.00	(7,062.69)
02 3100 220 000	SOC SEC COOKS DIST	6,435.04	526.70	5,793.80	90.04	641.24	0.00	641.24
02 3100 220 001	SOC SEC COOKS HS	0.00	0.00	8,662.64	0.00	(8,662.64)	0.00	(8,662.64)
02 3100 220 002	SOC SEC COOKS BE	0.00	0.00	4,548.41	0.00	(4,548.41)	0.00	(4,548.41)
02 3100 220 003	SOC SEC COOKS PC	0.00	19.13	5,606.53	0.00	(5,606.53)	0.00	(5,606.53)
02 3100 220 004	SOC SEC COOKS HE	0.00	0.00	4,946.12	0.00	(4,946.12)	0.00	(4,946.12)
02 3100 220 005	SOC SEC COOKS BMS	0.00	0.00	6,112.94	0.00	(6,112.94)	0.00	(6,112.94)
02 3100 220 006	SOC SEC COOKS AP	0.00	16.87	4,463.23	0.00	(4,463.23)	0.00	(4,463.23)
02 3100 220 007	SOC SEC COOKS SE	0.00	0.00	4,045.72	0.00	(4,045.72)	0.00	(4,045.72)
02 3100 220 008	SOC SEC COOKS BSMS	0.00	0.00	6,733.40	0.00	(6,733.40)	0.00	(6,733.40)

Account Number	Account Description	Revised Budget	Expended During Month	Expenditures to Date	% of Budget	Balance at EOM	P/ O Outstanding	Unencumbered Balance
02 3100 230 000	RETIREMENT COOKS DIST	8,287.47	513.88	5,652.78	68.21	2,634.69	0.00	2,634.69
02 3100 230 001	RETIREMENT COOKS HS	0.00	0.00	7,173.94	0.00	(7,173.94)	0.00	(7,173.94)
02 3100 230 002	RETIREMENT COOKS BE	0.00	0.00	4,757.94	0.00	(4,757.94)	0.00	(4,757.94)
02 3100 230 003	RETIREMENT COOKS PC	0.00	0.00	5,126.90	0.00	(5,126.90)	0.00	(5,126.90)
02 3100 230 004	RETIREMENT COOKS HE	0.00	0.00	4,180.71	0.00	(4,180.71)	0.00	(4,180.71)
02 3100 230 005	RETIREMENT COOKS BMS	0.00	0.00	5,781.41	0.00	(5,781.41)	0.00	(5,781.41)
02 3100 230 006	RETIREMENT COOKS AP	0.00	0.00	3,950.20	0.00	(3,950.20)	0.00	(3,950.20)
02 3100 230 007	RETIREMENT COOKS SE	0.00	0.00	3,318.95	0.00	(3,318.95)	0.00	(3,318.95)
02 3100 230 008	RETIREMENT COOKS BSMS	0.00	0.00	5,243.15	0.00	(5,243.15)	0.00	(5,243.15)
02 3100 237 000	INCR RET CONTR DIST	0.00	176.73	1,944.13	0.00	(1,944.13)	0.00	(1,944.13)
02 3100 237 001	INCR RET CONTR HS	0.00	0.00	2,467.39	0.00	(2,467.39)	0.00	(2,467.39)
02 3100 237 002	INCR RET CONTR BE	0.00	0.00	1,636.31	0.00	(1,636.31)	0.00	(1,636.31)
02 3100 237 003	INCR RET CONTR PC	0.00	0.00	1,763.23	0.00	(1,763.23)	0.00	(1,763.23)
02 3100 237 004	INCR RET CONTR HE	0.00	0.00	1,437.82	0.00	(1,437.82)	0.00	(1,437.82)
02 3100 237 005	INCR RET CONTR BMS	0.00	0.00	1,988.31	0.00	(1,988.31)	0.00	(1,988.31)
02 3100 237 006	INCR RET CONTR AP	0.00	0.00	1,358.53	0.00	(1,358.53)	0.00	(1,358.53)
02 3100 237 007	INCR RET CONTR SE	0.00	0.00	1,141.46	0.00	(1,141.46)	0.00	(1,141.46)
02 3100 237 008	INCR RET CONTR BSMS	0.00	0.00	1,803.18	0.00	(1,803.18)	0.00	(1,803.18)
02 3100 280 000	HEALTH BEN COOKS DIST	0.00	0.00	0.00	0.00	0.00	0.00	0.00
02 3100 280 001	HEALTH BEN NON-INSTR HS	0.00	0.00	0.00	0.00	0.00	0.00	0.00
02 3100 280 002	HEALTH BEN NON-INSTR BE	0.00	0.00	0.00	0.00	0.00	0.00	0.00
02 3100 280 003	HEALTH BEN NON-INSTR PC	0.00	250.00	2,750.00	0.00	(2,750.00)	0.00	(2,750.00)
02 3100 280 004	HEALTH BEN NON-INSTR HE	0.00	0.00	0.00	0.00	0.00	0.00	0.00
02 3100 280 005	HEALTH BEN NON-INSTR BMS	0.00	0.00	0.00	0.00	0.00	0.00	0.00
02 3100 280 006	HEALTH BEN NON-INSTR AP	0.00	220.49	2,425.39	0.00	(2,425.39)	0.00	(2,425.39)
02 3100 280 007	HEALTH BEN NON-INSTR SE	0.00	0.00	0.00	0.00	0.00	0.00	0.00
02 3100 280 008	HEALTH BEN NON-INSTR BSMS	0.00	0.00	0.00	0.00	0.00	0.00	0.00
02 3100 431 001	REPAIRS & MAINT HS	0.00	0.00	9,785.89	0.00	(9,785.89)	0.00	(9,785.89)
02 3100 431 002	REPAIRS & MAINT BE	0.00	0.00	1,073.04	0.00	(1,073.04)	0.00	(1,073.04)
02 3100 431 003	REPAIRS & MAINT PC	0.00	0.00	8,708.88	0.00	(8,708.88)	0.00	(8,708.88)
02 3100 431 004	REPAIRS & MAINT HE	0.00	277.00	15,413.11	0.00	(15,413.11)	0.00	(15,413.11)
02 3100 431 005	REPAIRS & MAINT BMS	0.00	415.80	6,144.15	0.00	(6,144.15)	0.00	(6,144.15)
02 3100 431 006	REPAIRS & MAINT AP	0.00	188.75	3,861.40	0.00	(3,861.40)	0.00	(3,861.40)
02 3100 431 007	REPAIRS & MAINT SE	0.00	0.00	2,764.54	0.00	(2,764.54)	0.00	(2,764.54)
02 3100 431 008	REPAIRS & MAINT BSMS	0.00	0.00	4,392.27	0.00	(4,392.27)	0.00	(4,392.27)
02 3100 440 001	RENTALS HS	0.00	0.00	0.00	0.00	0.00	0.00	0.00
02 3100 440 002	RENTALS BE	0.00	0.00	0.00	0.00	0.00	0.00	0.00
02 3100 440 003	RENTALS PC	0.00	0.00	0.00	0.00	0.00	0.00	0.00
02 3100 440 004	RENTALS HE	0.00	0.00	0.00	0.00	0.00	0.00	0.00
02 3100 440 005	RENTALS BMS	0.00	0.00	0.00	0.00	0.00	0.00	0.00
02 3100 440 006	RENTALS AP	0.00	0.00	0.00	0.00	0.00	0.00	0.00
02 3100 440 007	RENTALS SE	0.00	0.00	0.00	0.00	0.00	0.00	0.00
02 3100 440 008	RENTALS BSMS	0.00	0.00	0.00	0.00	0.00	0.00	0.00
02 3100 580 000	TRAVEL EXPENSE AND MILEAGE DIST	0.00	793.05	2,111.46	0.00	(2,111.46)	0.00	(2,111.46)
02 3100 610 000	SUPPLIES DISTRICT	0.00	467.48	2,489.64	0.00	(2,489.64)	0.00	(2,489.64)
02 3100 610 001	SUPPLIES HS	0.00	0.00	20,165.43	0.00	(20,165.43)	0.00	(20,165.43)
02 3100 610 002	SUPPLIES BE	0.00	0.00	9,141.31	0.00	(9,141.31)	0.00	(9,141.31)
02 3100 610 003	SUPPLIES PC	0.00	0.00	10,526.11	0.00	(10,526.11)	0.00	(10,526.11)
02 3100 610 004	SUPPLIES HE	0.00	0.00	10,245.30	0.00	(10,245.30)	0.00	(10,245.30)
02 3100 610 005	SUPPLIES BMS	0.00	0.00	19,283.98	0.00	(19,283.98)	0.00	(19,283.98)
02 3100 610 006	SUPPLIES AP	0.00	0.00	8,616.97	0.00	(8,616.97)	0.00	(8,616.97)
02 3100 610 007	SUPPLIES SE	0.00	0.00	7,515.72	0.00	(7,515.72)	0.00	(7,515.72)
02 3100 610 008	SUPPLIES BSMS	0.00	0.00	21,340.23	0.00	(21,340.23)	0.00	(21,340.23)
02 3100 630 001	FOOD HS	0.00	0.00	311,538.57	0.00	(311,538.57)	0.00	(311,538.57)
02 3100 630 002	FOOD BE	0.00	0.00	86,950.91	0.00	(86,950.91)	0.00	(86,950.91)

Account Number	Account Description	Revised Budget	Expended During Month	Expenditures to Date	% of Budget	Balance at EOM	P/ O Outstanding	Unencumbered Balance
02 3100 630 003	FOOD PC	0.00	0.00	144,078.57	0.00	(144,078.57)	0.00	(144,078.57)
02 3100 630 004	FOOD HE	0.00	0.00	101,544.17	0.00	(101,544.17)	0.00	(101,544.17)
02 3100 630 005	FOOD BMS	0.00	0.00	118,307.86	0.00	(118,307.86)	0.00	(118,307.86)
02 3100 630 006	FOOD AP	0.00	0.00	87,811.35	0.00	(87,811.35)	0.00	(87,811.35)
02 3100 630 007	FOOD SE	0.00	0.00	89,322.73	0.00	(89,322.73)	0.00	(89,322.73)
02 3100 630 008	FOOD BSMS	0.00	0.00	143,611.74	0.00	(143,611.74)	0.00	(143,611.74)
02 3100 733 000	FURNITURE AND EQUIPMENT DIST	0.00	0.00	330.00	0.00	(330.00)	0.00	(330.00)
02 3100 733 001	FURNITURE AND EQUIPMENT HS	0.00	0.00	3,978.80	0.00	(3,978.80)	296.00	(4,274.80)
02 3100 733 002	FURNITURE AND EQUIPMENT BE	0.00	0.00	0.00	0.00	0.00	0.00	0.00
02 3100 733 003	FURNITURE AND EQUIPMENT PC	0.00	0.00	0.00	0.00	0.00	0.00	0.00
02 3100 733 004	FURNITURE AND EQUIPMENT HE	0.00	0.00	736.48	0.00	(736.48)	406.00	(1,142.48)
02 3100 733 005	FURNITURE AND EQUIPMENT BMS	0.00	0.00	59.36	0.00	(59.36)	0.00	(59.36)
02 3100 733 006	FURNITURE AND EQUIPMENT AP	0.00	0.00	0.00	0.00	0.00	66.00	(66.00)
02 3100 733 007	FURNITURE AND EQUIPMENT SE	0.00	0.00	0.00	0.00	0.00	0.00	0.00
02 3100 733 008	FURNITURE AND EQUIPMENT BSMS	0.00	0.00	0.00	0.00	0.00	0.00	0.00
02 3100 735 000	SOFTWARE DISTRICT	0.00	0.00	0.00	0.00	0.00	0.00	0.00
02 3100 735 001	COMPUTER SOFTWARE HS	0.00	0.00	1,727.80	0.00	(1,727.80)	1,973.66	(3,701.46)
02 3100 735 002	COMPUTER SOFTWARE BE	0.00	0.00	1,727.80	0.00	(1,727.80)	1,973.62	(3,701.42)
02 3100 735 003	COMPUTER SOFTWARE PC	0.00	0.00	1,727.80	0.00	(1,727.80)	1,973.62	(3,701.42)
02 3100 735 004	COMPUTER SOFTWARE HE	0.00	0.00	1,727.80	0.00	(1,727.80)	1,973.62	(3,701.42)
02 3100 735 005	COMPUTER SOFTWARE BMS	0.00	0.00	1,727.80	0.00	(1,727.80)	1,973.62	(3,701.42)
02 3100 735 006	COMPUTER SOFTWARE AP	0.00	0.00	1,727.80	0.00	(1,727.80)	1,973.62	(3,701.42)
02 3100 735 007	COMPUTER SOFTWARE SE	0.00	0.00	1,727.76	0.00	(1,727.76)	1,973.62	(3,701.38)
02 3100 735 008	COMPUTER SOFTWARE BSMS	0.00	0.00	1,727.80	0.00	(1,727.80)	1,973.62	(3,701.42)
02 3100 890 000	OTHER MISC EXPENSES DIST	0.00	0.00	1,863.05	0.00	(1,863.05)	811.22	(2,674.27)
02 3100 890 001	OTHER MISC EXPENSES HS	0.00	246.66	1,251.81	0.00	(1,251.81)	0.00	(1,251.81)
02 3100 890 002	OTHER MISC EXPENSES BE	0.00	0.00	51.50	0.00	(51.50)	0.00	(51.50)
02 3100 890 003	OTHER MISC EXPENSES PC	0.00	74.60	109.35	0.00	(109.35)	225.00	(334.35)
02 3100 890 004	OTHER MISC EXPENSES HE	0.00	0.00	68.20	0.00	(68.20)	300.00	(368.20)
02 3100 890 005	OTHER MISC EXPENSES BMS	0.00	0.00	78.70	0.00	(78.70)	300.00	(378.70)
02 3100 890 006	OTHER MISC EXPENSES AP	0.00	0.00	0.00	0.00	0.00	225.00	(225.00)
02 3100 890 007	OTHER MISC EXPENSES SE	0.00	0.00	162.25	0.00	(162.25)	0.00	(162.25)
02 3100 890 008	OTHER MISC EXPENSES BSMS	0.00	0.00	0.00	0.00	0.00	225.00	(225.00)
3100	FOOD SERVICE OPERATIONS	126,282.73	17,422.67	2,132,432.91	1,703.38	(2,006,150.18)	18,643.22	(2,024,793.40)
02	NUTRITION SERVICES	126,282.73	17,422.67	2,132,432.91	1,703.38	(2,006,150.18)	18,643.22	(2,024,793.40)

Account Number	Account Description	Revised Budget	Expended During Month	Expenditures to Date	% of Budget	Balance at EOM	P/ O Outstanding	Unencumbered Balance
03	DEPRECIATION							
2620	MAINT OF BLDGS							
03 2620 340 000	MAINT OF BLDGS - CONTR SERVICES DIST	0.00	0.00	0.00	0.00	0.00	0.00	0.00
2620	MAINT OF BLDGS	0.00	0.00	0.00	0.00	0.00	0.00	0.00
2900	OTHER SUPPORT SERVICES							
03 2900 340 000	OTHER PROF SERVICES DIST	0.00	0.00	0.00	0.00	0.00	0.00	0.00
03 2900 350 000	TECHNICAL SERVICES DIST	0.00	0.00	0.00	0.00	0.00	0.00	0.00
03 2900 440 000	RENTALS - OTHER DIST	0.00	0.00	0.00	0.00	0.00	0.00	0.00
03 2900 450 000	CONSTR SERVICES DIST	0.00	0.00	0.00	0.00	0.00	0.00	0.00
03 2900 490 000	OTHER PURCH SERVICES DIST	0.00	0.00	0.00	0.00	0.00	0.00	0.00
03 2900 610 000	SUPPLIES DIST	0.00	0.00	0.00	0.00	0.00	0.00	0.00
03 2900 621 000	NATURAL GAS DIST	0.00	0.00	0.00	0.00	0.00	0.00	0.00
03 2900 626 000	GAS AND OIL DIST	0.00	0.00	0.00	0.00	0.00	0.00	0.00
03 2900 640 000	BOOKS & PERIODICALS DIST	0.00	0.00	0.00	0.00	0.00	0.00	0.00
03 2900 641 000	E-BOOKS DIST	0.00	0.00	0.00	0.00	0.00	0.00	0.00
03 2900 643 000	WEB/CLOUD BASED SOFTWARE DIST	0.00	0.00	0.00	0.00	0.00	0.00	0.00
03 2900 650 000	SUPPLIES-TECHNOLOGY RELATED DIST	0.00	0.00	0.00	0.00	0.00	0.00	0.00
03 2900 730 000	EQUIPMENT DIST	0.00	0.00	0.00	0.00	0.00	0.00	0.00
03 2900 732 000	VEHICLE ACQUISITION DIST	0.00	0.00	0.00	0.00	0.00	0.00	0.00
03 2900 733 000	FURN & EQUIP DIST	0.00	0.00	0.00	0.00	0.00	0.00	0.00
03 2900 734 000	HARDWARE DIST	0.00	0.00	0.00	0.00	0.00	0.00	0.00
03 2900 735 000	SOFTWARE DIST	0.00	0.00	0.00	0.00	0.00	0.00	0.00
03 2900 739 000	OTHER EQUIP DIST	0.00	0.00	35,900.00	0.00	(35,900.00)	0.00	(35,900.00)
2900	OTHER SUPPORT SERVICES	0.00	0.00	35,900.00	0.00	(35,900.00)	0.00	(35,900.00)
8000	TRANSFERS (OUTGOING)							
03 8000 911 000	TRANSFERS TO GENERAL FUND DIST	0.00	0.00	0.00	0.00	0.00	0.00	0.00
8000	TRANSFERS (OUTGOING)	0.00	0.00	0.00	0.00	0.00	0.00	0.00
03	DEPRECIATION	0.00	0.00	35,900.00	0.00	(35,900.00)	0.00	(35,900.00)

Account Number	Account Description	Revised Budget	Expended During Month	Expenditures to Date	% of Budget	Balance at EOM	P/ O Outstanding	Unencumbered Balance
04	SPECIAL BUILDING FUND - SAVINGS							
2515	BUILDINGS & SITES							
04 2515 890 000	OTHER MISC EXPENSES	0.00	0.00	0.00	0.00	0.00	388,166.20	(388,166.20)
2515	BUILDINGS & SITES	0.00	0.00	0.00	0.00	0.00	388,166.20	(388,166.20)
04	SPECIAL BUILDING FUND - SAVINGS	0.00	0.00	0.00	0.00	0.00	388,166.20	(388,166.20)

Account Number	Account Description	Revised Budget	Expended During Month	Expenditures to Date	% of Budget	Balance at EOM	P/ O Outstanding	Unencumbered Balance
05	UNEMPLOYMENT - SAVINGS							
2900	OTHER SUPPORT SERVICES							
05 2900 271 000	WORKER'S COMPENSATION TEACH/PROF DIST	0.00	0.00	1,942.31	0.00	(1,942.31)	0.00	(1,942.31)
2900	OTHER SUPPORT SERVICES	0.00	0.00	1,942.31	0.00	(1,942.31)	0.00	(1,942.31)
05	UNEMPLOYMENT - SAVINGS	0.00	0.00	1,942.31	0.00	(1,942.31)	0.00	(1,942.31)

Account Number	Account Description	Revised Budget	Expended During Month	Expenditures to Date	% of Budget	Balance at EOM	P/ O Outstanding	Unencumbered Balance
13 4500 734 003	BLDG ACQ & CONSTR - COMP HDWE PC	0.00	0.00	0.00	0.00	0.00	0.00	0.00
13 4500 734 004	BLDG ACQ & CONSTR - COMP HDWE HE	0.00	0.00	0.00	0.00	0.00	0.00	0.00
13 4500 734 005	BLDG ACQ & CONSTR - COMP HDWE BMS	0.00	0.00	0.00	0.00	0.00	0.00	0.00
13 4500 734 006	BLDG ACQ & CONSTR - COMP HDWE AP	0.00	0.00	0.00	0.00	0.00	0.00	0.00
13 4500 734 007	BLDG ACQ & CONSTR - COMP HDWE SE	0.00	0.00	0.00	0.00	0.00	0.00	0.00
13 4500 734 008	BLDG ACQ & CONSTR - COMP HDWE BSMS	0.00	0.00	0.00	0.00	0.00	0.00	0.00
13 4500 739 000	BLDG ACQ & CONSTR - EQUIPMENT DIST	0.00	0.00	0.00	0.00	0.00	0.00	0.00
13 4500 739 001	BLDG ACQ & CONSTR - EQUIPMENT HS	0.00	0.00	0.00	0.00	0.00	0.00	0.00
13 4500 739 002	BLDG ACQ & CONSTR - EQUIPMENT BE	0.00	0.00	0.00	0.00	0.00	0.00	0.00
13 4500 739 003	BLDG ACQ & CONSTR - EQUIPMENT PC	0.00	0.00	0.00	0.00	0.00	0.00	0.00
13 4500 739 004	BLDG ACQ & CONSTR - EQUIPMENT HE	0.00	0.00	0.00	0.00	0.00	0.00	0.00
13 4500 739 005	BLDG ACQ & CONSTR - EQUIPMENT BMS	0.00	0.00	0.00	0.00	0.00	0.00	0.00
13 4500 739 006	BLDG ACQ & CONSTR - EQUIPMENT AP	0.00	0.00	0.00	0.00	0.00	0.00	0.00
13 4500 739 007	BLDG ACQ & CONSTR - EQUIPMENT SE	0.00	0.00	0.00	0.00	0.00	0.00	0.00
13 4500 739 008	BLDG ACQ & CONSTR - EQUIPMENT BSMS	0.00	0.00	66.45	0.00	(66.45)	0.00	(66.45)
13 4500 890 000	BLDG ACQ & CONSTR - OTHER MISC EXP	0.00	0.00	0.00	0.00	0.00	0.00	0.00
4500	BLDG ACQ & CONSTR	0.00	265,864.80	648,358.53	0.00	(648,358.53)	0.00	(648,358.53)
5000	DEBT SERVICES							
13 5000 807 000	REPAYMENT OF TAXES FOR REVALUED PROP	0.00	0.00	0.00	0.00	0.00	0.00	0.00
5000	DEBT SERVICES	0.00	0.00	0.00	0.00	0.00	0.00	0.00
13	SPECIAL BUILDING FUND - CHECKING	0.00	265,864.80	1,925,356.40	0.00	(1,925,356.40)	0.00	(1,925,356.40)

Account Number	Account Description	Revised Budget	Expended During Month	Expenditures to Date	% of Budget	Balance at EOM	P/ O Outstanding	Unencumbered Balance
15	QSC BONDS - NLAF							
5000	DEBT SERVICES							
15 5000 831 000	REDEMPTION OF PRINCIPAL	0.00	0.00	3,195,580.00	0.00	(3,195,580.00)	0.00	(3,195,580.00)
15 5000 832 000	DEBT SERVICE INTEREST	0.00	0.00	105,153.92	0.00	(105,153.92)	0.00	(105,153.92)
5000	DEBT SERVICES	0.00	0.00	3,300,733.92	0.00	(3,300,733.92)	0.00	(3,300,733.92)
15	QSC BONDS - NLAF	0.00	0.00	3,300,733.92	0.00	(3,300,733.92)	0.00	(3,300,733.92)

Account Number	Account Description	Revised Budget	Expended During Month	Expenditures to Date	% of Budget	Balance at EOM	P/ O Outstanding	Unencumbered Balance
16	QSC BONDS -SAVINGS							
5000	DEBT SERVICES							
16 5000 830 000	DUES & FEES	0.00	0.00	0.00	0.00	0.00	0.00	0.00
16 5000 831 000	REDEMPTION OF PRINCIPAL DIST	0.00	0.00	1,004,420.00	0.00	(1,004,420.00)	0.00	(1,004,420.00)
16 5000 832 000	DEBT SERVICE INTEREST	0.00	0.00	14,986.76	0.00	(14,986.76)	0.00	(14,986.76)
5000	DEBT SERVICES	0.00	0.00	1,019,406.76	0.00	(1,019,406.76)	0.00	(1,019,406.76)
16	QSC BONDS -SAVINGS	0.00	0.00	1,019,406.76	0.00	(1,019,406.76)	0.00	(1,019,406.76)

Account Number	Account Description	Revised Budget	Expended During Month	Expenditures to Date	% of Budget	Balance at EOM	P/ O Outstanding	Unencumbered Balance
21	ACTIVITY FUND							
2900	OTHER SUPPORT SERVICES							
21 2900 610 000 805	Youth Boys' Basketball	0.00	252.56	13,260.37	0.00	(13,260.37)	600.00	(13,860.37)
21 2900 610 000 815	Landscaping Fund	0.00	0.00	0.00	0.00	0.00	0.00	0.00
21 2900 610 000 825	Girls' Youth Basketball	0.00	210.66	10,538.68	0.00	(10,538.68)	320.00	(10,858.68)
21 2900 610 000 875	Wellness	0.00	0.00	636.75	0.00	(636.75)	0.00	(636.75)
21 2900 610 000 880	Facilities Use	0.00	0.00	138,640.90	0.00	(138,640.90)	0.00	(138,640.90)
21 2900 610 001 100	Athletics HS	0.00	5,427.95	32,761.81	0.00	(32,761.81)	8,662.44	(41,424.25)
21 2900 610 001 105	Football HS	0.00	4,133.38	61,678.90	0.00	(61,678.90)	3,257.48	(64,936.38)
21 2900 610 001 111	Varsity Track HS	0.00	371.77	13,034.71	0.00	(13,034.71)	387.82	(13,422.53)
21 2900 610 001 113	Athletic Training HS	0.00	4,841.72	12,575.55	0.00	(12,575.55)	1,337.34	(13,912.89)
21 2900 610 001 114	Uniforms HS	0.00	0.00	14,768.64	0.00	(14,768.64)	0.00	(14,768.64)
21 2900 610 001 115	Volleyball HS	0.00	1,500.00	10,137.63	0.00	(10,137.63)	0.00	(10,137.63)
21 2900 610 001 116	Lodging/Meals HS	0.00	570.00	11,670.41	0.00	(11,670.41)	110.04	(11,780.45)
21 2900 610 001 117	Dues/Fees HS	0.00	0.00	0.00	0.00	0.00	0.00	0.00
21 2900 610 001 118	Cross Country Club HS	0.00	0.00	2,432.56	0.00	(2,432.56)	0.00	(2,432.56)
21 2900 610 001 119	Baseball HS	0.00	0.00	9,778.88	0.00	(9,778.88)	0.00	(9,778.88)
21 2900 610 001 125	Boys' Basketball HS	0.00	1,750.00	17,678.13	0.00	(17,678.13)	0.00	(17,678.13)
21 2900 610 001 131	Unified Track & Field	0.00	0.00	60.00	0.00	(60.00)	0.00	(60.00)
21 2900 610 001 132	Unified Track & Field Club	0.00	0.00	0.00	0.00	0.00	0.00	0.00
21 2900 610 001 135	Girls' Basketball HS	0.00	1,750.00	10,821.62	0.00	(10,821.62)	0.00	(10,821.62)
21 2900 610 001 141	Baseball Club HS	0.00	0.00	10,458.58	0.00	(10,458.58)	0.00	(10,458.58)
21 2900 610 001 142	Volleyball Club HS	0.00	0.00	6,243.43	0.00	(6,243.43)	0.00	(6,243.43)
21 2900 610 001 145	Cross Country HS	0.00	0.00	3,580.08	0.00	(3,580.08)	0.00	(3,580.08)
21 2900 610 001 150	Boys' Golf HS	0.00	69.91	11,622.68	0.00	(11,622.68)	0.00	(11,622.68)
21 2900 610 001 151	Softball Club HS	0.00	221.98	6,231.90	0.00	(6,231.90)	0.00	(6,231.90)
21 2900 610 001 152	Boys' Soccer HS	0.00	800.00	6,682.57	0.00	(6,682.57)	0.00	(6,682.57)
21 2900 610 001 153	Boys' Soccer Fundraising	0.00	856.00	8,231.61	0.00	(8,231.61)	0.00	(8,231.61)
21 2900 610 001 155	Girls' Golf HS	0.00	0.00	5,559.10	0.00	(5,559.10)	0.00	(5,559.10)
21 2900 610 001 156	Girls' Tennis	0.00	0.00	1,060.00	0.00	(1,060.00)	0.00	(1,060.00)
21 2900 610 001 164	Girls' Soccer HS	0.00	800.00	9,103.32	0.00	(9,103.32)	227.11	(9,330.43)
21 2900 610 001 165	Girls' Soccer Fundraising HS	0.00	0.00	1,923.45	0.00	(1,923.45)	0.00	(1,923.45)
21 2900 610 001 166	Girls' Tennis Club	0.00	0.00	216.00	0.00	(216.00)	0.00	(216.00)
21 2900 610 001 180	Wrestling HS	0.00	750.00	13,022.07	0.00	(13,022.07)	382.00	(13,404.07)
21 2900 610 001 190	Softball HS	0.00	0.00	5,333.10	0.00	(5,333.10)	0.00	(5,333.10)
21 2900 610 001 191	Unified Bowling HS	0.00	0.00	1,247.24	0.00	(1,247.24)	0.00	(1,247.24)
21 2900 610 001 192	Boys' Golf Club	0.00	0.00	(493.00)	0.00	493.00	0.00	493.00
21 2900 610 001 193	Girls' Golf Club	0.00	0.00	358.38	0.00	(358.38)	0.00	(358.38)
21 2900 610 001 194	Unified Bowling Club	0.00	0.00	0.00	0.00	0.00	0.00	0.00
21 2900 610 001 195	Track Club HS	0.00	0.00	18,229.97	0.00	(18,229.97)	478.47	(18,708.44)
21 2900 610 001 196	Football Club HS	0.00	6,594.25	29,199.53	0.00	(29,199.53)	830.00	(30,029.53)
21 2900 610 001 197	Wrestling Club	0.00	0.00	1,519.62	0.00	(1,519.62)	0.00	(1,519.62)
21 2900 610 001 200	Band HS	0.00	3,091.64	12,175.94	0.00	(12,175.94)	1,791.00	(13,966.94)
21 2900 610 001 205	Flag Corp HS	0.00	0.00	0.00	0.00	0.00	0.00	0.00
21 2900 610 001 250	Band Fundraising HS	0.00	0.00	0.00	0.00	0.00	0.00	0.00
21 2900 610 001 300	Dance Team HS	0.00	17,942.53	66,089.39	0.00	(66,089.39)	1,618.05	(67,707.44)
21 2900 610 001 351	Wrestling Cheerleading HS	0.00	0.00	0.00	0.00	0.00	0.00	0.00
21 2900 610 001 355	Varsity Cheerleading HS	0.00	2,765.76	27,887.23	0.00	(27,887.23)	41,614.00	(69,501.23)
21 2900 610 001 425	Prom	0.00	0.00	11,599.10	0.00	(11,599.10)	1,250.00	(12,849.10)
21 2900 610 001 450	Skills USA/VICA	0.00	0.00	6,718.19	0.00	(6,718.19)	0.00	(6,718.19)
21 2900 610 001 501	B-Club	0.00	0.00	0.00	0.00	0.00	0.00	0.00
21 2900 610 001 600	FBLA	0.00	140.00	4,046.06	0.00	(4,046.06)	463.44	(4,509.50)
21 2900 610 001 650	Fine Arts	0.00	0.00	1,192.02	0.00	(1,192.02)	0.00	(1,192.02)
21 2900 610 001 651	Play Production	0.00	0.00	60.00	0.00	(60.00)	0.00	(60.00)
21 2900 610 001 652	Speech	0.00	0.00	3,116.98	0.00	(3,116.98)	0.00	(3,116.98)

Account Number	Account Description	Revised Budget	Expended During Month	Expenditures to Date	% of Budget	Balance at EOM	P/ O Outstanding	Unencumbered Balance
21 2900 610 005 803	BMS Robotics	0.00	0.00	0.00	0.00	0.00	0.00	0.00
21 2900 610 005 810	BMS PTO	0.00	0.00	0.00	0.00	0.00	0.00	0.00
21 2900 610 005 845	BMS Yearbook	0.00	0.00	1,036.97	0.00	(1,036.97)	0.00	(1,036.97)
21 2900 610 005 860	BMS Engineering	0.00	0.00	0.00	0.00	0.00	0.00	0.00
21 2900 610 005 870	BMS Leadership Group	0.00	0.00	0.00	0.00	0.00	0.00	0.00
21 2900 610 005 891	BMS Student Senate	0.00	0.00	923.57	0.00	(923.57)	0.00	(923.57)
21 2900 610 005 892	BMS Cooking Club	0.00	0.00	1,671.01	0.00	(1,671.01)	0.00	(1,671.01)
21 2900 610 005 893	BMS Miscellaneous	0.00	0.00	1,252.17	0.00	(1,252.17)	0.00	(1,252.17)
21 2900 610 005 916	BMS Music Resale	0.00	0.00	0.00	0.00	0.00	0.00	0.00
21 2900 610 005 951	BMS Tech & Living	0.00	0.00	0.00	0.00	0.00	0.00	0.00
21 2900 610 005 996	BMS Library	0.00	0.00	1,954.72	0.00	(1,954.72)	0.00	(1,954.72)
21 2900 610 006 221	AP Band Resale	0.00	0.00	836.73	0.00	(836.73)	0.00	(836.73)
21 2900 610 006 511	AP Student Council	0.00	0.00	1,077.45	0.00	(1,077.45)	841.12	(1,918.57)
21 2900 610 006 561	AP Miscellaneous	0.00	258.70	8,305.01	0.00	(8,305.01)	0.00	(8,305.01)
21 2900 610 006 566	AP Yearbook	0.00	0.00	0.00	0.00	0.00	0.00	0.00
21 2900 610 006 976	AP Library	0.00	0.00	5,579.86	0.00	(5,579.86)	0.00	(5,579.86)
21 2900 610 007 222	SE Band Resale	0.00	0.00	0.00	0.00	0.00	0.00	0.00
21 2900 610 007 512	SE Student Council	0.00	0.00	314.93	0.00	(314.93)	93.50	(408.43)
21 2900 610 007 567	SE Miscellaneous	0.00	0.00	2,536.40	0.00	(2,536.40)	0.00	(2,536.40)
21 2900 610 007 568	SE Yearbook	0.00	0.00	0.00	0.00	0.00	0.00	0.00
21 2900 610 007 972	SE Library	0.00	0.00	4,706.73	0.00	(4,706.73)	205.30	(4,912.03)
21 2900 610 008 102	BSMS Athletics	0.00	0.00	4,093.67	0.00	(4,093.67)	0.00	(4,093.67)
21 2900 610 008 121	BSMS Football	0.00	0.00	9,635.95	0.00	(9,635.95)	0.00	(9,635.95)
21 2900 610 008 122	BSMS Track	0.00	0.00	3,306.97	0.00	(3,306.97)	0.00	(3,306.97)
21 2900 610 008 123	BSMS Volleyball	0.00	0.00	1,674.23	0.00	(1,674.23)	364.99	(2,039.22)
21 2900 610 008 124	BSMS Boys' Basketball	0.00	0.00	5,247.12	0.00	(5,247.12)	0.00	(5,247.12)
21 2900 610 008 143	BSMS Girls' Basketball	0.00	0.00	1,793.75	0.00	(1,793.75)	0.00	(1,793.75)
21 2900 610 008 147	BSMS Cross Country	0.00	0.00	784.02	0.00	(784.02)	0.00	(784.02)
21 2900 610 008 186	BSMS Wrestling	0.00	0.00	4,003.16	0.00	(4,003.16)	125.00	(4,128.16)
21 2900 610 008 602	BSMS FBLA	0.00	0.00	0.00	0.00	0.00	0.00	0.00
21 2900 610 008 808	BSMS Robotics	0.00	0.00	0.00	0.00	0.00	0.00	0.00
21 2900 610 008 846	BSMS Yearbook	0.00	0.00	662.04	0.00	(662.04)	0.00	(662.04)
21 2900 610 008 861	BSMS Engineering	0.00	0.00	0.00	0.00	0.00	0.00	0.00
21 2900 610 008 871	BSMS Leadership Group	0.00	0.00	0.00	0.00	0.00	0.00	0.00
21 2900 610 008 894	BSMS Student Senate	0.00	0.00	1,917.53	0.00	(1,917.53)	0.00	(1,917.53)
21 2900 610 008 895	BSMS Cooking Club	0.00	0.00	1,226.78	0.00	(1,226.78)	0.00	(1,226.78)
21 2900 610 008 896	BSMS Miscellaneous	0.00	31.99	1,452.99	0.00	(1,452.99)	0.00	(1,452.99)
21 2900 610 008 917	BSMS Music Resale	0.00	0.00	0.00	0.00	0.00	0.00	0.00
21 2900 610 008 997	BSMS Library	0.00	0.00	1,322.87	0.00	(1,322.87)	0.00	(1,322.87)
2900	OTHER SUPPORT SERVICES	0.00	58,126.34	830,874.28	0.00	(830,874.28)	70,414.37	(901,288.65)
21	ACTIVITY FUND	0.00	58,126.34	830,874.28	0.00	(830,874.28)	70,414.37	(901,288.65)

Account Number	Account Description	Revised Budget	Expended During Month	Expenditures to Date	% of Budget	Balance at EOM	P/ O Outstanding	Unencumbered Balance
22	STUDENT FEE FUND							
2190	OTHER PUPIL SUPPORT SERVICES							
22 2190 340 000 670	REPAIRS	0.00	2,083.00	7,673.00	0.00	(7,673.00)	0.00	(7,673.00)
22 2190 610 000 670	SUPPLIES	0.00	0.00	860.49	0.00	(860.49)	0.00	(860.49)
2190	OTHER PUPIL SUPPORT SERVICES	0.00	2,083.00	8,533.49	0.00	(8,533.49)	0.00	(8,533.49)
22	STUDENT FEE FUND	0.00	2,083.00	8,533.49	0.00	(8,533.49)	0.00	(8,533.49)

Account Number	Account Description	Revised Budget	Expended During Month	Expenditures to Date	% of Budget	Balance at EOM	P/ O Outstanding	Unencumbered Balance
25	BOND FUND							
5000	DEBT SERVICES							
25 5000 831 000	REDEMPTION OF PRINCIPAL	0.00	0.00	3,675,000.00	0.00	(3,675,000.00)	0.00	(3,675,000.00)
25 5000 832 000	DEBT SERVICE INTEREST	0.00	0.00	3,903,524.02	0.00	(3,903,524.02)	0.00	(3,903,524.02)
25 5000 833 000	BOND ISS & OTHER DEBT-RELATED COSTS	0.00	0.00	5,050.00	0.00	(5,050.00)	0.00	(5,050.00)
25 5000 890 000	OTHER MISC EXPENSES	0.00	0.00	0.00	0.00	0.00	0.00	0.00
5000	DEBT SERVICES	0.00	0.00	7,583,574.02	0.00	(7,583,574.02)	0.00	(7,583,574.02)
25	BOND FUND	0.00	0.00	7,583,574.02	0.00	(7,583,574.02)	0.00	(7,583,574.02)

Account Number	Account Description	Revised Budget	Expended During Month	Expenditures to Date	% of Budget	Balance at EOM	P/ O Outstanding	Unencumbered Balance
Grand Total:		51,790,504.73	4,185,563.61	63,181,601.96	123.70	(11,391,097.23)	881,241.90	(12,272,339.13)

	<u>PIK/Gross</u>	<u>Amount</u>	<u>Expense/ Employer</u>	<u>Adjustment Amount</u>	<u>Check Total</u>	<u>Payee ID</u>	<u>Payee Name</u>	
Checking Account ID: GENERAL								
ADD								
ACTDRIVE Activity Driver			1,850.76					
CIVIL Civil			77.20					
CURR1 Curriculum Work			8,874.26					
HOURLY Hourly			87,248.77					
OT Overtime			5,925.72					
PERSONAL Personal			3,309.91					
SICK Sick			51,553.83					
SPDRIVE Sped Driver			1,910.77					
SUMMMMAINT Summer Maintenance			8,218.70					
SUMMSCHO Summer School			108,701.56					
SUMMSCHOOL SS Para			14,902.32					
TIP1 TIP Grant			22,030.94					
VACATION Vacation			21,839.53					
			<u>336,444.27</u>					
CONTRACT								
C01 Contract			1,883,183.90					
C02 Contract			20,849.20					
EXTRADUTY1 Extra Duty			28,146.82					
EXTRADUTY2 Extra Duty			13,812.60					
EXTRADUTY3 Extra Duty			4,567.27					
EXTRADUTY4 Extra Duty			1,126.03					
EXTRADUTY5 Extra Duty			353.27					
EXTRADUTY6 Extra Duty			31.54					
INLIEU Cash in lieu			55,731.13					
LONGEVITY Longevity			2,397.10					
LTD Long Term Disability			5,235.84					
PHONESTIP Cell Phone Stipend			180.00					
			<u>2,015,614.70</u>					
DEDUCTION								
403B TSA 403b	7,520.66				7,520.66	403B	403B Consultants LLC	A
403BROTH 403b Roth	3,810.00				3,810.00	403B	403B Consultants LLC	A
AFLAC AFLAC	444.67				444.67	AFLAC	Aflac	A
AMERIPRISE Ameriprise 403b	350.00				350.00	AMERIPRISE	AMERIPRISE FINANCIAL SERVICES, INC.	A
ASSURACC Assurity Acc	1,581.60				1,581.60	ASSURITY	Assurity Life Insurance	
ASSURCRIT Assurity Crit	908.24				908.24	ASSURITY	Assurity Life Insurance	
ASSURHOSP Hospital Indemn	705.75				705.75	ASSURITY	Assurity Life Insurance	
CAFEMED Med Reimb FSA	6,062.93				6,062.93	BPSSECT125	BPS Section 125 Plan	
CAICGROUP CAIC Group	143.68				143.68	AFLACGROUP	Aflac Group Insurance	
DENTAL Dental	14,848.17	17,347.13			32,195.30	BCBS	Blue Cross/Blue Shield of NE	
DEPCARE Dep Care FSA	7,256.56				7,256.56	BPSSECT125	BPS Section 125 Plan	
EYEMED EyeMed	2,186.01				2,186.01	EYEMED	Fidelity Security Life	
GUARDVOL GuardVol	1,508.00				1,508.00	GUARDIAN	GUARDIAN, THE	
HEALTHINS Health Insur	1,286.15	454,565.34			455,851.49	BCBS	Blue Cross/Blue Shield of NE	
HORMANLIFE H.Mann Life	419.94				419.94	HORMANLIFE	Horace Mann Life Insurance Company	
LIFE Life Ins		2,449.20		5.20	2,454.40	GUARDIAN	GUARDIAN, THE	
LIFEXTRA Life Extra	455.00				455.00	GUARDIAN	GUARDIAN, THE	
LTDISAB Long Term Disab	5,272.80				5,272.80	MADNATL	Madison National Life Ins. Co., Inc.	
NECHLDSPTPT Child Sppt	365.00				365.00	NECHLDSPTPT	NCSPC	
NFMGARN Garnishment	893.47				893.47	NFMGARN	NEBRASKA FURNITURE MART	
REVCOSOL Garnishment	654.90				654.90	REVCOSOL	Revco Solutions Inc.	
SECURBENE Sec Ben 403b	2,856.67				2,856.67	SECURBENE	SECURITY BENEFIT	
TEAMMATES Teammates	110.00				110.00	TEAMMATES	TEAMMATES	
	<u>59,640.20</u>	<u>474,361.67</u>		<u>5.20</u>	<u>534,007.07</u>			
INDIVIDUAL BANK ACCOUNT DEDUCTION								
HSA HSA	388,960.51	11,387.64	19,088.96		30,476.60			D
	<u>11,387.64</u>	<u>19,088.96</u>		<u>0.00</u>	<u>30,476.60</u>			

	<u>PIK/Gross</u>	<u>Amount</u>	<u>Expense/ Employer</u>	<u>Adjustment Amount</u>	<u>Check Total</u>	<u>Payee ID</u>	<u>Payee Name</u>	
RET DEDUCTION								
NPERS Retirement	2,213,427.24	216,473.22	162,686.92		379,160.14	BPSBUS	BPS Business Account	
NPERSCORR NPERS Correct	6,514.54	161.08			161.08	BPSBUS	BPS Business Account	
NPERSINC Retirement	2,213,427.24		55,950.99		55,950.99	BPSBUS	BPS Business Account	
		216,634.30	218,637.91	0.00	435,272.21			
TAX								
FIT FIT	2,080,901.53	183,823.30			183,823.30	EFTPS	ELECTRONIC FEDERAL TAX PAYMENT SYSTEM	A
FUTA FUTA	2,351,878.97							
MEDICARE MEDICARE	2,308,263.16	33,469.93	33,469.93		66,939.86	EFTPS	ELECTRONIC FEDERAL TAX PAYMENT SYSTEM	A
SITNE SIT NE	2,080,901.53	82,133.42			82,133.42	BPSBUS	BPS Business Account	
SOCSEC SOC SEC	2,308,263.16	143,112.31	143,112.31		286,224.62	EFTPS	ELECTRONIC FEDERAL TAX PAYMENT SYSTEM	A
SUTANE SUTA NE	2,351,878.97							
WCNE WORK COMP NE	2,351,878.97							
		442,538.96	176,582.24	0.00	619,121.20			
						Net Pay:	1,621,857.87	
						Cash Total:	3,240,734.95	
Non - FIT Taxable Deductions		270,977.44						
Non - SIT Taxable Deductions		270,977.44						
Non - SOC SEC Taxable Deductions		43,615.81						
Non - MEDICARE Taxable Deductions		43,615.81						
Direct Deposits		1,652,334.47						
Automatic Payments		549,113.11						
Adds + Contracts + Deduction Adds		2,352,058.97						

	<u>PIK/Gross</u>	<u>Amount</u>	<u>Expense/ Employer</u>	<u>Adjustment Amount</u>	<u>Check Total</u>	<u>Payee ID</u>	<u>Payee Name</u>	
Checking Account ID: HOTLUNCH								
CONTRACT								
C01 Contract			6,991.63					
INLIEU Cash in lieu			470.49					
LTD Long Term Disability			18.18					
			7,480.30					
DEDUCTION								
ASSURACC Assurity Acc		40.64			40.64	ASSURITY	Assurity Life Insurance	
DENTAL Dental		105.63	264.79		370.42	BCBS	Blue Cross/Blue Shield of NE	
EYEMED EyeMed		19.13			19.13	EYEMED	Fidelity Security Life	
GUARDVOL GuardVol		59.00			59.00	GUARDIAN	GUARDIAN, THE	
HEALTHINS Health Insur			5,833.53		5,833.53	BCBS	Blue Cross/Blue Shield of NE	
LIFE Life Ins			132.60	(5.20)	127.40	GUARDIAN	GUARDIAN, THE	
LIFEEXTRA Life Extra		5.20			5.20	GUARDIAN	GUARDIAN, THE	
LTDISAB Long Term Disab		25.46			25.46	MADNATL	Madison National Life Ins. Co., Inc.	
		255.06	6,230.92	(5.20)	6,480.78			
RET DEDUCTION								
NPERS Retirement	6,991.63	683.78	513.88		1,197.66	BPSBUS	BPS Business Account	
NPERSINC Retirement	6,991.63		176.73		176.73	BPSBUS	BPS Business Account	
		683.78	690.61		1,374.39			
TAX								
FIT FIT	6,671.76	548.49			548.49	EFTPS	ELECTRONIC FEDERAL TAX PAYMENT SYSTEM	A
FUTA FUTA	7,480.30							
MEDICARE MEDICARE	7,355.54	106.66	106.66		213.32	EFTPS	ELECTRONIC FEDERAL TAX PAYMENT SYSTEM	A
SITNE SIT NE	6,671.76	259.23			259.23	BPSBUS	BPS Business Account	
SOCSEC SOC SEC	7,355.54	456.04	456.04		912.08	EFTPS	ELECTRONIC FEDERAL TAX PAYMENT SYSTEM	A
SUTANE SUTA NE	7,480.30							
WCNE WORK COMP NE	7,480.30							
		1,370.42	562.70		1,933.12			
						Net Pay:	5,171.04	
						Cash Total:	14,959.33	
Non - FIT Taxable Deductions		808.54						
Non - SIT Taxable Deductions		808.54						
Non - SOC SEC Taxable Deductions		124.76						
Non - MEDICARE Taxable Deductions		124.76						
Direct Deposits		5,171.04						
Automatic Payments		1,673.89						
Adds + Contracts + Deduction Adds		7,480.30						

Vendor Name	Vendor Description	Amount
GENERAL FUND CHECKING		
A CATERED AFFAIR		\$259.00
A UNITED AUTOMATIC DOORS & GLASS, INC		\$1,845.00
ACCESS SYSTEMS LEASING		\$13,453.70
ACCESS SYSTEMS		\$428.95
AMAZON CAPITAL SERVICES		\$46,102.57
AMPLIFY EDUCATION, INC		\$9,803.72
Austin, Marc		\$87.10
B&H FOTO & ELECTRONICS CORP. d/b/a B&H PHOTO VIDEO		\$61.05
BAUER BUILT INC		\$7,287.17
BLICK ART MATERIALS		\$13,036.99
Blomenkamp, Matthew		\$325.18
Carlson, Allie		\$567.75
CAROLINA BIOLOGICAL SUPPLY COMPANY		\$564.55
CDW GOVERNMENT		\$10,376.70
CENGAGE LEARNING INC		\$4,558.00
CENTER FOR GIFTED EDUCATION - APSI		\$600.00
Cerny, Scott		\$567.75
Christensen, Jamie		\$567.75
Christian, Jack		\$53.60
CI SHIRTS		\$2,946.50
CONSOLIDATED ELECTRICAL DISTRIBUTORS		\$458.37
CONTINENTAL CLAY COMPANY		\$62.79
COX BUSINESS		\$1,308.79
CUBBY'S, INC		\$2,032.07
CULLIGAN		\$40.00
Dabelstein, Ashley		\$567.75
DAILY RECORD, THE		\$439.32
DESIGN 4		\$467.40
DICK, JEREMY		\$700.00
DIETZE MUSIC HOUSE, INC		\$239.40
DOLLAMUR SPORT SURFACES		\$699.99
DOUGLAS COUNTY TREASURER		\$20,343.32
ELECTRICITY, LLC		\$13,238.51
ELECTRONIC CONTRACTING COMPANY INC		\$643.13
ESU 3		\$920.00
FIBER PLATFORM, LLC		\$3,943.98
FILTER SHOP, INC		\$1,724.94
FIRESPRING		\$319.45
FLINN SCIENTIFIC CO.		\$3,349.54
FOLLETT CONTENT SOLUTIONS, LLC		\$5,027.49
FRONTLINE TECHNOLOGIES GROUP		\$7,104.08
GENERAL FIRE AND SAFETY		\$21,522.50
GOODHEART-WILCOX COMPANY, INC		\$7,999.99
GOPHER		\$599.43
GRACENOTES LLC		\$283.50
GRAINGER		\$116.52
Gray, Daniel		\$567.75
Gutz, Stacy		\$148.74
Hanke, Erika		\$567.75
HAUFF MID AMERICA SPORTS		\$1,367.40
HD SUPPLY FORMERLY HOME DEPOT PRO		\$5,527.78
Heese, Jennifer		\$567.75
Heese, Scott		\$567.75
HERITAGE NURSERY		\$377.00

Vendor Name	Vendor Description	Amount
HY-VEE INC		\$323.07
INNOVATIVE OFFICE SOLUTIONS, LLC		\$8,053.96
INTERSTATE POWER SYSTEMS, INC		\$22,021.88
J & J SMALL ENGINES		\$775.00
Johanek, Jay		\$72.36
JOHN DEERE FINANCIAL		\$1,005.24
JOHNSON FITNESS & WELLNESS		\$433.68
JOURNEYED.COM, INC		\$3,625.00
JUST FOR KIDS THERAPY INC		\$4,896.00
Keane, Andrew		\$395.95
KELLEY PLUCKER, LLC		\$6,750.00
KELVIN L.P.		\$1,347.17
KNUDSEN OIL & FEED		\$392.50
KONA ICE		\$1,080.00
Korbel, Alysha		\$229.88
Krambeck, Michael		\$567.75
LA QUINTA BY WYNDHAM KEARNEY		\$2,024.25
LAB ALLEY, LLC		\$427.44
LAKESHORE LEARNING MATERIALS		\$743.68
LANG DIESEL INC		\$1,380.01
LITTLE SIGN COMPANY, THE		\$215.00
Loosbrock, Haydn		\$391.05
Loptin, Robbie		\$75.71
Lum, Kelly		\$200.46
MATH LEARNING CENTER, THE		\$20,532.96
Matland, Charles		\$87.77
MCGRAW HILL LLC		\$23,247.51
METROPOLITAN UTILITIES DISTRICT		\$12,696.72
MIDWEST FLOOR SPECIALISTS LLC		\$18,556.00
MIDWEST TURF & IRRIGATION		\$2,123.29
Mimick, Casey		\$567.75
MMC MECHANICAL CONTRACTORS, INC		\$8,179.40
Moore, Cherinda		\$20.10
MY CENTRAL SUPPLY		\$1,865.18
NASB ALICAP		\$541,911.00
NASCO		\$2,724.99
NATIONAL ART & SCHOOL SUPPLIES INC		\$8,399.36
NCS PEARSON, INC		\$13,770.60
NEBRASKA COUNCIL OF SCHOOL ADMINISTRATORS		\$1,933.00
NEBRASKA PEDIATRIC PRACTICE INC		\$2,500.00
NEBRASKA SAFETY CENTER		\$200.00
NEBRASKA STATE FIRE MARSHAL AGENCY		\$114.00
NEBRASKA TURF PRODUCTS		\$900.20
NMC INC		\$294.35
OCCUPATIONAL HEALTH CENTERS OF NE, P.C.		\$448.00
OFFICE DEPOT, INC		\$2,828.42
Ohlson, Calena		\$567.75
OMAHA WORLD-HERALD, THE		\$198.00
ONE SOURCE		\$1,923.60
OPPD		\$75,547.00
ORIENTAL TRADING CO		\$117.77
Panning, Emily		\$334.33
PARCO SCIENTIFIC COMPANY		\$531.90
PASCO SCIENTIFIC		\$921.00
PERRY LAW FIRM		\$2,309.50

Vendor Name	Vendor Description	Amount
PIXEL PRESS TECHNOLOGY, LLC		\$540.00
Plas, Aaron		\$295.47
POPCO INC., DBA IDEAL PURE WATER		\$15.75
PORT-A-JOHNS INC		\$150.00
POWERSCHOOL GROUP LLC		\$10,836.00
PRESTO-X		\$3,893.00
PRIME SECURED, INC		\$2,113.23
PYRAMID SCHOOL PRODUCTS		\$47.46
REALLY GOOD STUFF LLC		\$172.43
Reinwald, Alexander		\$34.84
RESISTANCE BAND TRAINING SYSTEMS, LLC		\$788.78
ROOTS TREE SERVICE, INC		\$2,800.00
RTG BUILDING SERVICES, INC		\$85,328.00
SCHOOL SPECIALTY LLC		\$86.59
SECURITY EQUIPMENT, INC		\$1,440.00
SHERWIN-WILLIAMS CO		\$136.35
SIMPLIFASTER INC		\$348.00
Sindelar, Kathryn		\$125.29
SPORTS FACILITY MAINTENANCE, LLC		\$7,655.00
STUDENT ASSURANCE SERVICES		\$5,708.00
SUNCO		\$165.00
SUPERIOR FENCE		\$14,428.34
T & E QUICKSEAL LLC		\$1,900.00
Thoendel, Shannon		\$126.63
TK ELEVATOR CORPORATION		\$3,959.07
TOKEN FOR TOYS		\$132.00
TRANE US INC		\$2,730.30
TURF TANK		\$10,000.00
TURFWERKS		\$334.89
TYPING.COM LLC		\$5,990.00
US BANK		\$13,265.04
USIC LOCATING SERVICES, LLC		\$567.21
VERIZON		\$663.97
VIRCO INC		\$10,482.78
VOICE & DATA SYSTEMS INC		\$466.06
WEST MUSIC		\$44.43
WHC NE, LLC DBA ZTRIP		\$2,706.00
Wilhelms, Taryn		\$200.46
WM CORPORATE SERVICES, INC		\$7,103.22
WOODHOUSE		\$555.81
WORLD BOOK, INC.		\$2,165.30
YARDMARKET		\$7,180.00
Young, Norise		\$38.46
Fund Number 01		<u>\$1,228,834.86</u>
Checking Account ID GENERAL		<u>\$1,228,834.86</u>
SPECIAL BUILDING FUND - CHECKING		
OLSSON ASSOCIATES		<u>\$1,650.00</u>
Fund Number 13		<u>\$1,650.00</u>
Checking Account ID SPECBLDG		<u>\$1,650.00</u>
STUDENT FEE FUND		
AGPARTS WORLDWIDE, INC		\$685.00

Vendor Name	Vendor Description	Amount
AMAZON CAPITAL SERVICES		\$153.85
Fund Number 22		<hr/> \$838.85
Checking Account ID STUDENTFEE		<hr/> \$838.85

Cash Flow Report

Regular; Processing Month 07/2024

Fund Number		Beginning Cash	Revenues	Expenses	Payables Change	Ending Cash
01	GENERAL FUND CHECKING	2,701,466.24	45,110.66	(3,842,066.80)	0.00	144,410.66
02	NUTRITION SERVICES	920,227.76	13,654.03	(17,422.67)	0.00	916,459.12
03	DEPRECIATION	974,556.75	1,078.10	0.00	0.00	975,634.85
04	SPECIAL BUILDING FUND - SAVINGS	223,111.67	16,134.10	0.00	0.00	239,245.77
05	UNEMPLOYMENT - SAVINGS	9,121.77	0.82	0.00	0.00	9,122.59
06	GENERAL - SAVINGS	702,990.22	558,595.05	0.00	0.00	611,585.27
08	BUSINESS ACCT	15,500.00	0.00	0.00	0.00	15,500.00
13	SPECIAL BUILDING FUND - CHECKING	48,053.39	8.82	(265,864.80)	0.00	50,008.82
14	BUILDING FUND - NLA	10,548,127.96	44,954.25	0.00	0.00	10,593,082.21
15	QSC BONDS - NLA	0.01	0.00	0.00	0.00	0.01
16	QSC BONDS -SAVINGS	82,241.95	6,062.23	0.00	0.00	88,304.18
18	GENERAL FUND CDARS	10,247,177.55	37,667.86	0.00	0.00	9,694,944.85
19	BUILDING FUND CDARS	1,217,722.95	3,684.99	0.00	0.00	953,596.53
20	DEPRECIATION CDARS	2,860,964.16	10,344.78	0.00	0.00	2,871,308.94
21	ACTIVITY FUND	429,152.13	27,925.95	(58,126.34)	0.00	398,951.74
22	STUDENT FEE FUND	42,594.53	2,662.51	(2,083.00)	0.00	43,174.04
24	QSC BONDS CDARS	368,941.84	1,334.01	0.00	0.00	370,275.85
25	BOND FUND	5,105,297.04	155,307.11	0.00	0.00	5,260,604.15
27	UNEMPLOYMENT CDARS	293,747.60	1,062.13	0.00	0.00	294,809.73
Grand Total:		36,790,995.52	925,587.40	(4,185,563.61)	0.00	33,531,019.31

Vendor Name	Vendor Description	Amount
NUTRITION SERVICES		
CURRY, CLARENCE		\$67.80
DIAMOND, BRENDON		\$16.15
FROST, AMBER		\$38.05
GILLILAND, LIZ		\$23.40
GREATER OMAHA REFRIGERATION		\$415.80
GUENTHER, JEREMY		\$36.10
HOBART SERVICE		\$277.00
HOLIDAY INN KEARNEY		\$719.70
KOHL, JENNIFER		\$14.80
MacDONALD, MATTHEW		\$36.55
MMC MECHANICAL CONTRACTORS, INC		\$188.75
Oswald, Carrie		\$38.11
RABEY, JEFF		\$28.85
SCHULL, KATHY		\$21.45
SUNKIST GROWERS INC		\$467.48
US BANK		\$73.35
Fund Number 02		<hr/> \$2,463.34
Checking Account ID HOTLUNCH		<hr/> \$2,463.34

Vendor Name	Vendor Description	Amount
ACTIVITY FUND		
ALERT SERVICES		\$3,196.17
AMAZON CAPITAL SERVICES		\$117.94
ASPi SOLUTIONS, INC		\$126.00
AVEL & CO		\$3,500.00
AWARDS UNLIMITED, INC.		\$240.00
BSN SPORTS LLC		\$2,359.52
CALLAM SPORTS PHOTOGRAPHY		\$80.00
COLLINS SPORTS MEDICINE		\$1,527.61
CREATIVE COSTUMING & DESIGNS		\$500.00
HAUFF MID AMERICA SPORTS		\$5,064.28
HEALY AWARDS, INC		\$823.35
HUDL		\$15,550.00
HY-VEE INC		\$328.61
J.W. PEPPER & SON, INC		\$858.99
NEBRASKA FBLA		\$140.00
ROSE AVENUE LLC		\$1,856.00
SWEETWATER		\$751.65
TRIBE 99 CHOREOGRAPHY, LLC		\$4,643.11
ULTIMATE DRILL BOOK, INC		\$1,030.00
US BANK		\$2,045.14
VARSITY SPIRIT FASHIONS		\$13,662.97
Fund Number 21		<hr/> \$58,401.34
Checking Account ID ACTIVITY		<hr/> \$58,401.34

Regular; Beginning Month 07/2024; Processing Month 07/2024; Accounts to Include Accounts with Activity; Fund Number 21

Fund: 21 ACTIVITY FUND

<u>Chart of Account Number</u>	<u>Chart of Account Description</u>	<u>Beginning Balance</u>	<u>Expenses</u>	<u>Revenues</u>	<u>Balance Change</u>	<u>Balance</u>
21 765 0100	HS Athletics	22,374.07	5,427.95	375.00	0.00	17,321.12
21 765 0101	BMS Athletics	17,096.30	0.00	0.00	0.00	17,096.30
21 765 0102	BSMS Athletics	2,558.71	0.00	0.00	0.00	2,558.71
21 765 0105	Football	20,920.95	4,133.38	2,066.30	0.00	18,853.87
21 765 0110	BMS Football	(11,042.61)	1,860.00	0.00	0.00	(12,902.61)
21 765 0111	Varsity Track	3,738.40	371.77	0.00	0.00	3,366.63
21 765 0112	BMS Track	(4,039.14)	1,086.54	0.00	0.00	(5,125.68)
21 765 0113	Athletic Training	4,054.02	4,841.72	0.00	0.00	(787.70)
21 765 0114	Uniforms	804.38	0.00	0.00	0.00	804.38
21 765 0115	Volleyball	3,705.60	1,500.00	793.80	0.00	2,999.40
21 765 0116	Lodging/Meals	(1,733.35)	570.00	0.00	0.00	(2,303.35)
21 765 0117	Dues/Fees	1,350.54	0.00	0.00	0.00	1,350.54
21 765 0118	Cross Country Club	3,834.21	0.00	614.45	0.00	4,448.66
21 765 0119	Baseball	7,611.83	0.00	0.00	0.00	7,611.83
21 765 0120	BMS Volleyball	5,621.16	0.00	0.00	0.00	5,621.16
21 765 0121	BSMS Football	(8,095.95)	0.00	0.00	0.00	(8,095.95)
21 765 0122	BSMS Track	(1,765.47)	0.00	0.00	0.00	(1,765.47)
21 765 0123	BSMS Volleyball	1,791.79	0.00	0.00	0.00	1,791.79
21 765 0124	BSMS Boys' Basketball	(2,578.56)	0.00	0.00	0.00	(2,578.56)
21 765 0125	Boys' Basketball	5,126.24	1,750.00	333.15	0.00	3,709.39
21 765 0130	BMS Boys' Basketball	(647.11)	0.00	0.00	0.00	(647.11)
21 765 0131	Unified Track & Field	(60.00)	0.00	0.00	0.00	(60.00)
21 765 0135	Girls' Basketball	4,148.57	1,750.00	0.00	0.00	2,398.57
21 765 0140	BMS Girls' Basketball	(3,605.38)	0.00	0.00	0.00	(3,605.38)
21 765 0141	Baseball Club	4,356.50	0.00	0.00	0.00	4,356.50
21 765 0142	Volleyball Club	11,764.91	0.00	195.00	0.00	11,959.91
21 765 0143	BSMS Girls' Basketball	(155.45)	0.00	0.00	0.00	(155.45)
21 765 0145	Cross Country	3,404.77	0.00	0.00	0.00	3,404.77
21 765 0146	BMS Cross Country	(1,113.81)	0.00	0.00	0.00	(1,113.81)
21 765 0147	BSMS Cross Country	(125.00)	0.00	0.00	0.00	(125.00)
21 765 0150	Boys' Golf	(4,268.42)	69.91	0.00	0.00	(4,338.33)
21 765 0151	Softball Club	5,511.46	221.98	0.00	0.00	5,289.48
21 765 0152	Boys' Soccer	4,771.42	800.00	0.00	0.00	3,971.42
21 765 0153	Boys' Soccer Fundraising	5,253.79	856.00	317.92	0.00	4,715.71
21 765 0155	Girls' Golf	(687.70)	0.00	0.00	0.00	(687.70)
21 765 0156	Girls' Tennis	2,638.10	0.00	0.00	0.00	2,638.10

Regular; Beginning Month 07/2024; Processing Month 07/2024; Accounts to Include Accounts with Activity; Fund Number 21

Fund: 21 ACTIVITY FUND

<u>Chart of Account Number</u>	<u>Chart of Account Description</u>	<u>Beginning Balance</u>	<u>Expenses</u>	<u>Revenues</u>	<u>Balance Change</u>	<u>Balance</u>
21 765 0164	Girls' Soccer	5,503.87	800.00	0.00	0.00	4,703.87
21 765 0165	Girls' Soccer Fundraising	5,998.94	0.00	0.00	0.00	5,998.94
21 765 0166	Girls' Tennis Club	2,767.99	0.00	0.00	0.00	2,767.99
21 765 0180	Wrestling	3,431.45	750.00	13.60	0.00	2,695.05
21 765 0185	BMS Wrestling	(4,974.32)	0.00	0.00	0.00	(4,974.32)
21 765 0186	BSMS Wrestling	(2,442.26)	0.00	0.00	0.00	(2,442.26)
21 765 0190	Girls' Softball	5,886.35	0.00	0.00	0.00	5,886.35
21 765 0191	Unified Bowling	2,500.02	0.00	0.00	0.00	2,500.02
21 765 0192	Boys' Golf Club	493.00	0.00	0.00	0.00	493.00
21 765 0193	Girls' Golf Club	1,152.63	0.00	0.00	0.00	1,152.63
21 765 0194	Unified Bowling Club	900.00	0.00	0.00	0.00	900.00
21 765 0195	Track Club	13,655.56	0.00	0.00	0.00	13,655.56
21 765 0196	Football Club	17,534.06	6,594.25	0.00	0.00	10,939.81
21 765 0197	Wrestling Club	5,189.38	0.00	0.00	0.00	5,189.38
21 765 0200	Band	12,044.84	3,091.64	0.00	0.00	8,953.20
21 765 0210	BE Band Resale	73.56	0.00	0.00	0.00	73.56
21 765 0215	PC Band Resale	30.90	0.00	0.00	0.00	30.90
21 765 0220	HE Band Resale	1,818.08	49.00	0.00	0.00	1,769.08
21 765 0221	AP Band Resale	313.53	0.00	0.00	0.00	313.53
21 765 0250	Band Fundraising	(700.00)	0.00	0.00	0.00	(700.00)
21 765 0300	Dance Team	17,177.70	17,942.53	0.00	0.00	(764.83)
21 765 0351	Wrestling Cheerleading	0.00	0.00	0.00	0.00	0.00
21 765 0355	Varsity Cheerleading	12,406.08	2,765.76	9,912.88	0.00	19,553.20
21 765 0425	Prom	10,763.38	0.00	0.00	0.00	10,763.38
21 765 0450	Skills USA/VICA	993.27	0.00	0.00	0.00	993.27
21 765 0501	B-Club	222.58	0.00	0.00	0.00	222.58
21 765 0505	PC Student Council	82.86	0.00	0.00	0.00	82.86
21 765 0510	HE Student Council	1,239.91	0.00	0.00	0.00	1,239.91
21 765 0511	AP Student Council	781.29	0.00	0.00	0.00	781.29
21 765 0512	SE Student Council	649.83	0.00	0.00	0.00	649.83
21 765 0550	BE Miscellaneous	11,445.04	0.00	0.00	0.00	11,445.04
21 765 0555	BE Yearbook	1,629.23	0.00	0.00	0.00	1,629.23
21 765 0556	Elementary Spanish	(428.20)	0.00	0.00	0.00	(428.20)
21 765 0557	PC Miscellaneous	11,693.18	0.00	125.00	0.00	11,818.18
21 765 0558	PC Yearbook	50.60	0.00	0.00	0.00	50.60
21 765 0559	Washington DC Trip	0.36	0.00	0.00	0.00	0.36

Regular; Beginning Month 07/2024; Processing Month 07/2024; Accounts to Include Accounts with Activity; Fund Number 21

Fund: 21 ACTIVITY FUND

<u>Chart of Account Number</u>	<u>Chart of Account Description</u>	<u>Beginning Balance</u>	<u>Expenses</u>	<u>Revenues</u>	<u>Balance Change</u>	<u>Balance</u>
21 765 0560	HE Miscellaneous	5,377.45	0.00	58.20	0.00	5,435.65
21 765 0561	AP Miscellaneous	10,007.57	258.70	0.00	0.00	9,748.87
21 765 0566	AP Yearbook	1,420.00	0.00	0.00	0.00	1,420.00
21 765 0567	SE Miscellaneous	1,178.93	0.00	0.00	0.00	1,178.93
21 765 0568	SE Yearbook	734.30	0.00	0.00	0.00	734.30
21 765 0590	BE Student Council	1,421.84	0.00	0.00	0.00	1,421.84
21 765 0600	FBLA	4,531.03	140.00	0.00	0.00	4,391.03
21 765 0601	BMS FBLA	91.00	0.00	0.00	0.00	91.00
21 765 0650	Fine Arts	(1,078.54)	0.00	898.05	0.00	(180.49)
21 765 0651	Play Production	2,609.09	0.00	0.00	0.00	2,609.09
21 765 0652	Speech	55.57	0.00	0.00	0.00	55.57
21 765 0700	Foreign Language Club (Spanish)	844.08	0.00	0.00	0.00	844.08
21 765 0720	French	510.54	0.00	0.00	0.00	510.54
21 765 0750	Journalism	250.01	0.00	0.00	0.00	250.01
21 765 0800	High School Misc	19,871.49	0.00	8,520.24	0.00	28,391.73
21 765 0801	HS Robotics	2,553.16	0.00	0.00	0.00	2,553.16
21 765 0802	Quiz Bowl	118.90	0.00	0.00	0.00	118.90
21 765 0803	BMS Robotics	92.00	0.00	0.00	0.00	92.00
21 765 0804	Multi Cultural Club	769.30	0.00	0.00	0.00	769.30
21 765 0805	Youth Boys' Basketball	10,126.16	252.56	0.00	0.00	9,873.60
21 765 0806	Outdoor Club	2,239.12	0.00	0.00	0.00	2,239.12
21 765 0807	Key Club	4,127.32	0.00	0.00	0.00	4,127.32
21 765 0809	National Honor Society	304.40	0.00	0.00	0.00	304.40
21 765 0811	Prism Club	202.50	0.00	0.00	0.00	202.50
21 765 0815	Landscaping Fund	314.47	0.00	0.00	0.00	314.47
21 765 0820	Environmental Science	103.33	0.00	0.00	0.00	103.33
21 765 0825	Girls' Youth Basketball	2,490.25	210.66	200.00	0.00	2,479.59
21 765 0830	PSAT/AP	128.38	0.00	0.00	0.00	128.38
21 765 0835	Drivers' Education	353.00	0.00	0.00	0.00	353.00
21 765 0845	BMS Yearbook	4,819.12	0.00	0.00	0.00	4,819.12
21 765 0846	BSMS Yearbook	2,017.47	0.00	0.00	0.00	2,017.47
21 765 0855	Boys' Youth Golf	2,130.53	0.00	208.28	0.00	2,338.81
21 765 0856	Girls' Youth Golf	472.61	0.00	0.00	0.00	472.61
21 765 0860	BMS Engineering	1,343.45	0.00	0.00	0.00	1,343.45
21 765 0865	HS Engineering	517.92	0.00	0.00	0.00	517.92
21 765 0870	BMS Leadership Group	63.86	0.00	0.00	0.00	63.86

Regular; Beginning Month 07/2024; Processing Month 07/2024; Accounts to Include Accounts with Activity; Fund Number 21

Fund: 21 ACTIVITY FUND

<u>Chart of Account Number</u>	<u>Chart of Account Description</u>	<u>Beginning Balance</u>	<u>Expenses</u>	<u>Revenues</u>	<u>Balance Change</u>	<u>Balance</u>
21 765 0875	Wellness	2,550.96	0.00	0.00	0.00	2,550.96
21 765 0880	Facilities Use	28,165.95	0.00	3,230.00	0.00	31,395.95
21 765 0890	HS Student Senate	30,514.16	0.00	0.00	0.00	30,514.16
21 765 0891	BMS Student Senate	1,103.30	0.00	0.00	0.00	1,103.30
21 765 0892	BMS Cooking Club	361.17	0.00	0.00	0.00	361.17
21 765 0893	BMS Miscellaneous	3,235.05	0.00	0.00	0.00	3,235.05
21 765 0894	BSMS Student Senate	449.45	0.00	0.00	0.00	449.45
21 765 0895	BSMS Cooking Club	222.89	0.00	0.00	0.00	222.89
21 765 0896	BSMS Miscellaneous	2,499.86	31.99	0.00	0.00	2,467.87
21 765 0900	Music	882.79	0.00	0.00	0.00	882.79
21 765 0910	Musical	6,798.40	0.00	0.00	0.00	6,798.40
21 765 0916	BMS Music Resale	223.19	0.00	0.00	0.00	223.19
21 765 0917	BSMS Music Resale	15.00	0.00	0.00	0.00	15.00
21 765 0950	Vocational	183.96	0.00	0.00	0.00	183.96
21 765 0952	Art Lab	(6.91)	0.00	0.00	0.00	(6.91)
21 765 0955	Shop	(794.05)	0.00	0.00	0.00	(794.05)
21 765 0970	HS Library	531.52	0.00	0.00	0.00	531.52
21 765 0971	PC Library	4,769.30	0.00	0.00	0.00	4,769.30
21 765 0972	SE Library	1,605.58	0.00	0.00	0.00	1,605.58
21 765 0975	BE Library	2,055.40	0.00	0.00	0.00	2,055.40
21 765 0976	AP Library	4,623.12	0.00	0.00	0.00	4,623.12
21 765 0995	HE Library	3,126.20	0.00	0.00	0.00	3,126.20
21 765 0996	BMS Library	6,057.05	0.00	0.00	0.00	6,057.05
21 765 0997	BSMS Library	1,427.74	0.00	23.44	0.00	1,451.18
21 765 1410	Interest	3,034.98	0.00	40.64	0.00	3,075.62
Fund Total: 21		429,152.13	58,126.34	27,925.95	0.00	398,951.74



Bennington Public Schools Elementary Board Report

The mission of the Bennington Public Schools is to provide opportunities in a safe, caring environment that will prepare all students to meet the challenges of the future.

Date: August 12, 2024

Anchor Pointe - Chad Boyes

Bennington Elementary - Danielle Robb

Heritage Elementary - Katie Lethcoe

Pine Creek Elementary - Alison Dellwo, Krista Bendell

Stratford Elementary - Craig Theis

KINDERGARTEN ROUND UP

All elementary schools held Kindergarten Round Up sessions on August 1 and 2. Incoming Kindergarteners came to school to meet their teachers and new friends, listen to stories, sing songs, make crafts and enjoy recess! The Bennington Public Schools Foundation provided each family with a yard sign and a Tuffy Goes To Kindergarten booklet.

BACK TO SCHOOL NIGHT

Each elementary will hold a Back To School Night on Tuesday, August 13 from 5:30 - 6:30 pm. Families are encouraged to come to school to meet their teacher, drop off school supplies, get familiar with their new classroom and reconnect with old friends.



Middle School News

Jumpstart

Jumpstart was held at both BMS and BSMS on Monday, July 29th. It provided our incoming 6th graders and any 7th or 8th grade students new to the district an opportunity to become familiar with the building and meet some of our staff.



BMS had 104 students attend Jumpstart, and BSMS had 144 students sign up for Jumpstart. Truly, it was a positive experience for both students and staff who attended!



Registration

Registration/Schedule Pickup took place on Monday, August 5th from 8:00am to 6pm at both middle schools. BMS had 376 students pick up their schedules during Registration, and BSMS had 402 students sign up for Registration. Many of the students and families who attended took the opportunity to walk their schedules, practice opening their lockers, and meet some of their teachers



We appreciate all of the students, parents, and staff members who took time out of their days to attend Jumpstart and Registration.

TIP Grants

June and July provided staff members the opportunity to collaborate and work on curriculum. We appreciate the support the TIP Grants provided our staff for the betterment of our students' learning and overall school experience! A huge thank you to our staff members for all they accomplished!



Upcoming Events

Monday, August 12th

6th Grade Open House: 6pm- 7pm

Tuesday, August 13th

7th/8th Grade Open House:
6pm - 7pm

- There will be a Fall Activities/Sports Meeting at 5:45 pm in the gym prior to the Open House



BENNINGTON SENIOR HIGH SCHOOL

16610 Bennington Road
Bennington, NE 68007

To: Board of Education

From: Greg Lamberty, Bennington High School Principal

Date: August 12, 2024 Board Meeting

UPDATES

- **New Staff Hires:** 9 teachers new to BPS will be on staff at BHS for the 2024-25 school year. Science, FCS, Math (2), Social Studies, English, FCS, and SPED are the departments / content areas receiving new teachers. Mrs. Guynan, Mrs. Boesch, Mrs. Stacy, and Ms. Jones will be serving the group as building mentors in the revised district Mentor/Mentee program.
- **Traveling Teachers:** BHS will have five teachers traveling to various classrooms throughout the school day. The teachers are Mr. Keizer (Science), Mr. Stender (Math), and the three FCS teachers Mrs. Guynan, Mrs. Mohr, and Mrs. Lichty. Additionally, SPED teachers are paired up in classrooms and the STS department is rotating with three teachers for two spaces.
- **Summer Workouts:** A total of 427 participants this summer and 219 were able to make it to 80% or more of their training available sessions. 9,017 sessions were completed by our participants, with a daily participation rate in June of 72% and in July of 66%. 354 (83%) of the participants attended at least half of the summer workout sessions. Here is a breakdown of the specific sessions:
 - Session 1 (6-7:30 am) Mixed Upperclassmen - 60 consistent participants
 - Session 2: (7-8:30 am) Boys Upperclassmen (football) - 83 consistent participants
 - Session 3: (8-9:30 am) Boys Upperclassmen - 33 consistent participants
 - Session 4: (9-10:30 am) Girls Upperclassmen - 63 consistent participants
 - Session 5G: (10:30-11 am) Frosh Girls - 73 consistent participants
 - Session 5B: (10:30-11 am) Frosh Boys - 88 consistent participants
 - PM Session: (4-6 pm) Mixed 9-12 - 32 consistent participants
- **Parking:** BHS will utilize the same parking plan from last year to manage student parking for the 2024-25 school year. Student drivers in grades 10-12 will park in the main lots (north & south) and 9th grade drivers will park in the lot to the east of the stadium by the bus barn. 618 parking tags were issued in 2023-24. 625 stalls are available to students.
- **ACT Test Scores** – The Class of 2025 (233 students) ACT average was 21.7. 17 students in the Class of 2025 achieved a score of 30 or higher.
- **AP Scores** – Please see the additional document with the August High School report. The AP scores for each course are enclosed along with a comparison to statewide averages and highlights from the 2024 AP Tests.
- **NSAA Fall Practices:** Monday, August 12 (today) is the official start of practice for Cross-country, Football, Girls' Golf, Softball, and Volleyball. The official start date for contests in Girls Golf and

Softball is August 22. Football, Volleyball, and Cross Country begin official contests on August 29. Preliminary participation numbers for each fall sport are below:

- **Registration & Schedule Pick-up:** BHS hosted schedule pick-up and registration on August 5 and August 6. New students and 9th graders are invited to attend the BHS Open House on Monday, August 12 at 7:00 pm.
- **Band Camp:** Band Camp started on July 30 and concluded August 8. Camp concluded with a public performance preview of the fall show “Western Badlands” at 7pm on August 8 at the BHS stadium.
- **BHS Committee Work:** The BHS Leadership Committee met on August 7 to review final details and plans for the 2024-25 school year.

Social Media Celebrations for BHS in August



Band Camp – 2024



BHS Cross Country completed the annual 2-Ton Run from Bennington to Arlington on July 27.



BHS Softball Field Maintenance from the July 31 storm and summer use from BAL.



AP Calculus Bootcamp.

2024 AP Score Report Summary

Over the past year, the Advanced Placement (AP) courses at BHS have worked diligently in helping students grow academically and individually. AP gives students the chance to tackle college-level work while they're still in high school, and through taking AP Exams, students can earn college credit and placement. These courses not only prepare students for college, but they also boost their GPA in high school and help students save time and money in college. BHS offers 11 AP courses for students to take either junior or senior year: Chemistry, Biology, English Literature & Composition, Spanish, French, Calculus, U.S. History, Statistics, English Language & Composition, Human Geography, and Computer Science.

Exams

AP Exams were taken during the first two weeks of May at BHS with sessions held in the morning and the afternoon. Of the enrolled students in all AP courses, 232 AP Exams were taken with

Achievement

Of the 11 courses offered for AP at BHS, seven of them scored above state average with several seeing the highest enrollment ever for that course offered at BHS. AP Literature and Composition, Geography, AP Calculus all reached a mean score of a 4 or above. All 11 courses averaged a mean score of 3.41 (the cumulative average was 3.38 in 2023).

Course	# of Students	Mean Score	% earning a 3 or higher	STATE AVG
Biology	23	3.17	74%	2.94
Calculus	11	4.27	100%	3.12
Chemistry	7	3.43	100%	3.06
Computer Science	5	2.40	40%	2.93
English Lang and Comp	63	2.97	62%	2.80
English Lit and Comp	26	4.19	100%	3.28
French	9	3.00	67%	2.70
Geography	19	3.53	84%	3.00
Spanish	0	NA	NA	NA
Statistics	10	3.80	100%	2.88
U.S. History	49	3.35	88%	3.52
Total	232	3.41	82%	3.02

Opportunities for Growth

BHS adds AP Precalculus and AP Government to the curriculum for the 2024-25 school year. We hope to have 250 more tests taken in the 2024-25 school year and maintain a 3.0 cumulative average across the board for all completed AP exams. The Eastern Midlands Conference is exploring opportunities to provide AP teachers with a Summer Summit in 2025. The Summit would allow teachers to collaborate with one another regarding experiences, data, best practices, and curriculum.



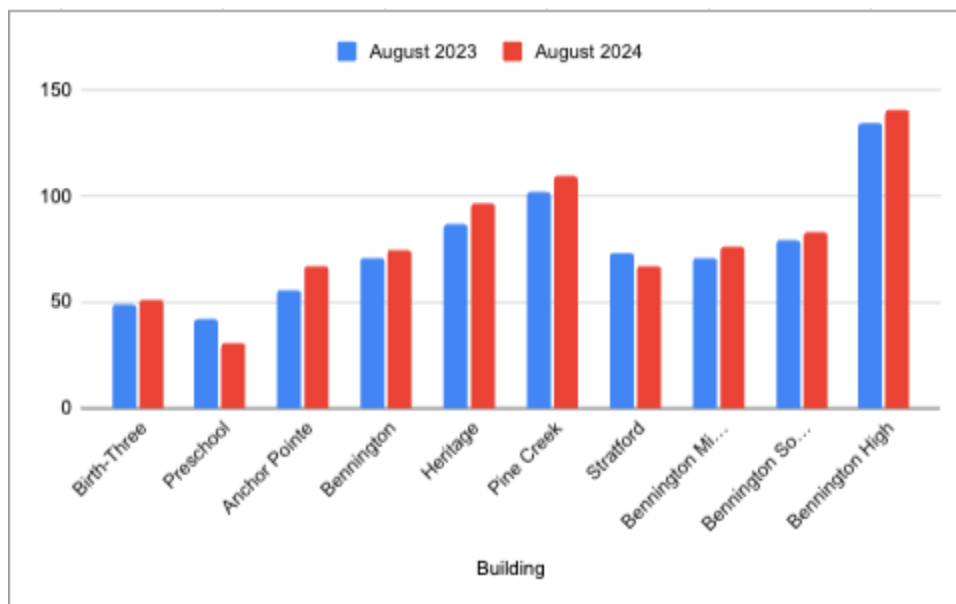
DANIEL BOMBECK

Director of Student Services

KATHRYN SINDELAR

Asst. Director of Student Services

August 2023 to August 2024



*Young Adult Program students are not included due to enrollment under the minimum data threshold

- The beginning of the 2024-25 school year shows an increase of 33 students in special education as compared to the beginning of the 2023-24 school year.
- Our largest decrease of 11 students is present in the preschool. It is anticipated that these numbers will grow as we move through the school year.

New Student Services Staff:

- The district has added three new special education positions for the 2024-25 school year. These were positions that were unfilled last year due to teacher shortages.
- The ELL program welcomes a new teacher to support Bennington Elementary, Pine Creek, Bennington Middle, Bennington South Middle, and Bennington High. This position has transitioned from a half-time to a full-time position.
- Just for Kids and Soliant will be contracted to create one new Speech Language Pathologist to meet the needs of the district.
- We are excited to add an Early Childhood Specialist through ESU 3 to support birth-to-3 and preschool teachers and programming.

August Student Services Professional Development:

- New Teacher Training: Special education teachers received training to include our updated special education handbook, Google site, paperwork processes, document completion, and service for students.
- All New Teacher Training: New teachers received information regarding MTSS, Title IX, and Mandatory Reporting.
- All Special Education Certified Staff Training: Updated handbook, calendars, caseloads, schedules, and legislation.
- All Paraprofessional Training: HR information, para handbook, roles and responsibilities

Bennington Public Schools

Curriculum & Assessments Report

August 12, 2024

Assessment

- ❖ Bennington Public Schools will continue administering the NSCAS Growth assessments in the fall, winter, and spring for grades 3-8. NSCAS Growth is a computer-adaptive test that selects items that are tailored to a student's performance throughout the assessment. Items get easier if a student answers an item incorrectly and harder if a student answers an item correctly. As a student responds to items, the computer adaptive assessment better understands where a student is in their learning.
- ❖ NSCAS Growth generates two different scores that aim to provide comprehensive information on a student's results– the NSCAS scale score (summative) and RIT score (diagnostic).
 - The NSCAS scale score and associated achievement level are based on a subset of items (about 27 items) that are on-grade and aligned to the Nebraska standards.
 - The RIT score is based on all items that a student took during that test (about 27 on-grade-level items plus about 13 items that adapt on- and off-grade-level as needed).
- ❖ The fall NSCAS testing window will run from August 19th through September 27th.

Curriculum

- ❖ Teachers worked in curriculum teams and school improvement teams throughout the summer to update curriculum, align assessments with the Nebraska standards, and review or revise school improvement plans. Seventy-nine TIP Grants were awarded this spring, with approximately 390 staff members participating in the work (staff members may have participated in multiple grant projects). Over 3,084 hours were approved on different projects and learning opportunities.
- ❖ Implementation of the new High School English Language Arts (ELA) curriculum materials for grades 9-12 has been planned and initiated. Teachers received virtual introductory material training during their end-of-the-year curriculum day. Teachers will also work with an in-person trainer on the new HMH materials on August 12th, with follow-up strengthening sessions scheduled throughout the year.
- ❖ The district will have committees continuing work on Teacher Appraisal and Bennington Grading Framework. Multiple curriculum reviews and adoptions will take place this year: K-12 Social Studies, Norm-Referenced Testing (example: MAP, NSCAS Growth, and Pre-ACT), K-5 Music, 9-12 Skilled and Technical Sciences (STS), and 6-8 Tech & Living (T&L).
- ❖ Curriculum material availability and delivery are ahead of schedule due to allocated purchasing within the 2023-2024 budget. All material distribution will be completed before students arrive on August 14th.

Professional Learning

- ❖ Opening Days for teachers include training on individual education plans for students (IEP), student behavior-informed strategies, paraprofessional training, ELA 9-12 curriculum, assessment administration and analysis to meet students' individual needs, and crisis/emergency response.
- ❖ Teachers participated in a summer BlendEd Boot Camp the week of July 29th. The professional learning opportunity was facilitated by our Technology Integrationist, McKenzie White. Teachers were provided the opportunity to attend 29 choice sessions throughout the week. A total of 287 staff attended sessions (staff may be accounted for more than once, due to participation in multiple sessions).

Bennington Public Schools

Curriculum & Assessments Report

August 12, 2024

Other

- ❖ Online Student Verification/Registration is nearly complete. Parents are going to the Parent Web and completing the update of student and family information. An addition to the process is the feature to upload medical records and physicals for activity participation during the verification/registration process. Students in grades 6-12 will e-sign their handbook and computer usage forms during homeroom. Elementary students will sign on paper sent home on the first day of school. Percentage of verification in process as of August 5th, the time of this report: Anchor Pointe Elementary 93.03%, Bennington Elementary 93.07%, Pine Creek Elementary 96.94%, Heritage Elementary 94.71%, Stratford Elementary 94.75%, Bennington Middle School 92.89%, Bennington South Middle School 93.67%, and High School 85.83%. Overall percentage submitted is 90.80% at the time of this report.

BENNINGTON PUBLIC SCHOOLS
11620 N 156th St
Bennington, NE 68007

Matt Blomenkamp
Assistant Superintendent of Operations

To: Board of Education
Date: August 12, 2024, Board Meeting

Dr. Plas and I had the opportunity to meet this past month with each of the five presidents of our Youth Sports Organizations. We will continue to foster our relationship with youth football, youth baseball/softball, youth wrestling, youth basketball, and youth soccer programs at Bennington. As their organizations have grown, the need for more field, wrestling, and gym space continues to be requested. We have expanded our outside opportunities for our soccer and football programs to the east greenspace at Pine Creek and the north greenspace at Bennington South Middle School. As we continue to grow, providing opportunities for your younger athletes to practice at and in our facilities is a priority of the district.

Dr. Thoendel, Mr. Feeney, Mrs. Panning and I welcomed 44 new teachers to our New Staff District Orientation this past Wednesday and Thursday. New staff had opportunities to learn about the district, grading and curriculum, student services, NebSIS, our instructional model, and TalentED. They also had the opportunity to meet their mentor for the 2024-25 school year, where they spent the afternoon of August 8 in their buildings with their mentor exploring curriculum, going over their orientation checklist, and working in their classrooms.



Bennington welcomes three (3) student teachers to the district this fall. Students from Midland and UNO will work with classroom teachers at Anchor Pointe, Bennington South Middle School, and Bennington Elementary, in the areas of elementary education, art, and physical education.

I will be attending the UNK job fair in early September to recruit potential student teachers for the spring semester, as well as look for a high school English teacher that was an approved trigger for the 2025-26 school year.

Substitutes:

Bennington Public Schools is beginning the 2024-25 school year with 171 substitute teachers on the list, which is up from 147 we started the school year with last August. This is a 16.3% increase.

Staffing:

Certificated teaching staff is 99% filled to begin the 2024-25 school year. We have filled 346.5 of 347 teaching positions. We currently have the following certificated position open:

- High School French – 0.5 FTE

Classified staff is 84.3% filled to begin the 2024-25 school year. We have filled 156 of our 185 approved classified staff positions. Last year at this time we were 86.5% filled.

Meetings/Conference Attended:

- NCSA and NDE Administrator Days – 7/24-7/25

Superintendent Report

August 2024

Non-Voter Survey Results/Next Steps

NS Consulting has continued to survey and send polls to those constituents who did not vote in the 2024 bond election to gather information and feedback. The district felt it was important to hear the opinions of those who did not weigh in, to ensure any future proposals account for what all patrons are expecting and support. This effort aims to exhaust all options to make well-informed decisions. This was prompted after only 5% of those who took the initial survey indicated they did not vote on the issue in 2024.

As of today, three rounds of text messages have been sent to constituents, with just under 103 returning the survey. The results showed the following with the previous survey results in parenthesis:

- Why didn't you vote on the 2024 bond:
 - 39.10% - Didn't remember/lost ballot (56.52%)
 - 14.10% - Other (4.35%)
 - 13.46% - Wasn't swayed either way (13.04%)
- What aspects did you like on 2024 bond:
 - 30.28% - Other (21.60%)
 - 28.44% - Benefits to community (37.37%)
- What aspects did you dislike on 2024 bond:
 - 28.73% - Impact on district debt (37.37%)
 - 27.91% - Tax levy increase (23.97%)
- How could the 2024 bond have been improved:
 - 31.63% - Reduce the levy impact (24.62%)
 - 28.57% - Improve communication to all stakeholders (28.73%)
- Do you support the construction of a second high school to accommodate growth:
 - 67.67% - Strongly/Somewhat Support (71.27%)
 - 16.16% - Neutral (11.88%)
 - 16.16% - Somewhat/Strong Oppose (16.16%)
- If the bond issue was held today, would you vote for or against with the following levy impact:
 - 5 Cent Increase
 - 45.45% - For (58.96%)
 - 29.29% - Against (24.19%)
 - 25.25% - Unsure (16.85%)
 - 3 Cent Increase
 - 52.53% - For (66.52%)
 - 21.21% - Against (21.38%)
 - 26.26% - Unsure (12.10%)
 - 1 Cent Increase
 - 64.29% - For (72.14%)
 - 18.37% - Against (18.79%)
 - 17.35% - Unsure (9.07%)
 - No Levy Increase
 - 71.72% - For (82.07%)
 - 9.09% - Against (9.07%)
 - 19.19% Unsure (8.86%)

Our options are now to continue trying to find additional information from those who didn't vote or to begin figuring out the next steps for any future building projects. NS Consulting believes it will be hard for us to get 300 or more responses to achieve a confidence level near 90%. This will be a topic the Building/Finance Committee will need to discuss at their upcoming meeting to decide if or how we proceed with additional surveying.

As you can see, the responses we have received are similar in percentage to our previous survey. The results to date have shown the following as the most prominent themes:

- **Levy Impact:** Both surveys have indicated that patrons have concerns about the impact of a bond on the district levy.
- **District Debt:** Both surveys have indicated that patrons have concerns about the district debt.
- **Communication:** Both surveys have suggested that the next bond issue could be improved with better communication.

If the district wants to move forward with another bond proposal during the November election, the Board will need to approve a resolution by early September. Based on the community feedback from these surveys, my recommendation would be to prioritize methodically addressing the biggest areas of concern to ensure we meet our community needs over moving quickly to meet a deadline. This means working with DA Davidson, DLR, and Hausmann to do the following:

1. **District Debt:** Find ways to reduce the district debt. While this task will not be solved overnight, we should look at creative and financially sound ways to reduce the debt as much as possible.
2. **Levy Impact:** Work with our project partners to review options for reducing the overall cost and the levy impact on the proposal. Surveying has shown our community supports the need for a second high school (67-72%) and minimal levy impact (72-82% at zero levy increase). We should explore all options to work towards these solutions and determine if they are both possible.
3. **Communication:** Create a communication plan that will ensure the messaging is received by all district patrons. We have patrons receiving information in a variety of ways, and we need to roll out a comprehensive approach to ensure all patrons are receiving the facts of the proposal.

Another factor to consider is the special session taking place in the Nebraska Legislature to address the overreliance on property taxes by K-12 schools. If something were to pass this special session, there is a chance the distribution back to schools will change dramatically. While I typically don't like to make decisions based on legislative speculation, this special session is unique compared to most regular legislative sessions. It may be prudent for the district to ensure the funding model doesn't change to the point where our decision-making process is no longer relevant.

Modulars

We have recently toured some modulars that Omaha Public Schools is decommissioning. OPS has plans to no longer use or have very limited modular use due to their improved facilities associated with the 2018 bond issue. This means they are planning to sell or decommission almost 100 modulars over the next several years. Dr. Blomenkamp and Jeremy Edens recently toured a couple of the portables to determine if they were appropriate to purchase for the upcoming school year. Pictures are included at the bottom of this report. Some items of note that we have learned associated with the purchasing of a portable classroom include the level of permitting required to transport the building is expensive and the safety standards such as mandated footings are more robust than originally planned. We are now estimating to transport, add safety requirements, and hook up utilities, the added cost beyond the purchase of the building could range from \$100,000 to \$150,000.

SLP Contract for 2024-25

As we began analyzing the SLP caseload for the 2024-25 school year, it quickly became apparent we did not have enough staff members to match the needs of the students. With that, we intend to contract with Just for Kids and Soliant to provide additional face-to-face speech services throughout the school year. This additional support should help keep our speech language pathologist caseloads more manageable, and ensure our students have the supports to match their needs. This contract will be for the NDE rate of service, and we are anticipating a total cost not to exceed \$115,000 for the school year which will be reimbursed at 80% by NDE during the 2025-26 school year. This topic will be revisited during the Curriculum/Personnel Proposal Process for a possible hiring addition during the 2025-26 school year.

ALICAP

We recently received our annual ALICAP premium billing. Our experience modifier continues to remain in an excellent position on the 1.00 experience modifier. Our 2024 modifier came in at .79, which means we will receive a 21% discount on our initial base premiums for worker's comp insurance this year. A look back shows our district has maintained a healthy experience modifier for five consecutive years, resulting in a .71 five-year-average. Any modifier below 1.00 is impressive, but ALICAP continually praised our district for its great safety record!

That amazing safety record was validated last week when the district was informed that Bennington Public Schools was awarded the ALICAP's 2023-24 SafeSchools Award Winner! There were only three districts in the state that were given this prestigious safety award. Along with the award came a 5% premium contribution discount on our 2024-25 ALICAP worker's compensation bill which amounted to over \$7,500 in savings! BPS will also be recognized in November at the State Education Conference.

I am hearing of several districts around the area that have had property insurance increases between 30-40%. Our current increase year-over-year was 8.4%. We need to keep this under consideration when forecasting what these rates could look like in 2025-26.

Start of Year Items:

The beginning of the school year is always an exciting and nervous time. We have several activities taking place that are putting students and staff back in the buildings prior to school starting on August 14th. A few items of note:

- Fall sports practices began on Monday, August 12th. The first date for contests in softball and golf is Thursday, August 17th. The first date for contests for volleyball, football, and cross country is Thursday, August 22nd. Our other activities have also been hard at work including the band, color guard, dance, and cheerleaders.
- Educational teacher bootcamps took place throughout the week of July 29th.
- Dr. Thoendel, Mr. Feeney, Mrs. Panning, Mr. Uchtman, and Mrs. White have been hard at work ensuring our staff received professional development throughout the summer.

NASB Area Membership Meeting

The 2024 NASB Area Membership meeting is scheduled for Tuesday, September 24th in Omaha with a site yet to be announced. This evening provides an overview of NASB happenings and a few breakout sessions for professional development.

2024-25 Budget Approval Process

The 2024-25 budget season is in full swing and can be a little confusing with all of the different meetings and mandates. BELOW is a schedule on what can be expected throughout the next six weeks:

- August 20th – BPS will receive their official valuation information
- August 30th – BPS must let Douglas County know if they will be participating in the Truth in Taxation Act (Postcard Bill) meeting:
 - Entity must participate in a joint public hearing if property tax request exceeds more than two percent plus real growth (excluding bonds)
 - A budget presentation and public comment will be provided. One elected official must be in attendance
 - BPS will not know if it will need to participate until after valuations are received on August 20th
- September 9th – BPS will hold a Budget Hearing prior to the regular board meeting
- September 18th at 6:05PM – Truth in Taxation Hearing at Douglas County Courthouse (if needed)
- September 19th to September 29th – If possible, can we schedule the following:
 - Tax Asking Hearing
 - Special Meeting to approve budget, and approve final property tax request resolution
- September 30th – All budget documents must be submitted to the county and state





BENNINGTON PUBLIC SCHOOLS DIDN'T VOTE BOND IDS


*-NS Consulting
Spencer Head*

| 402-689-0374 | spencer.c.head@gmail.com

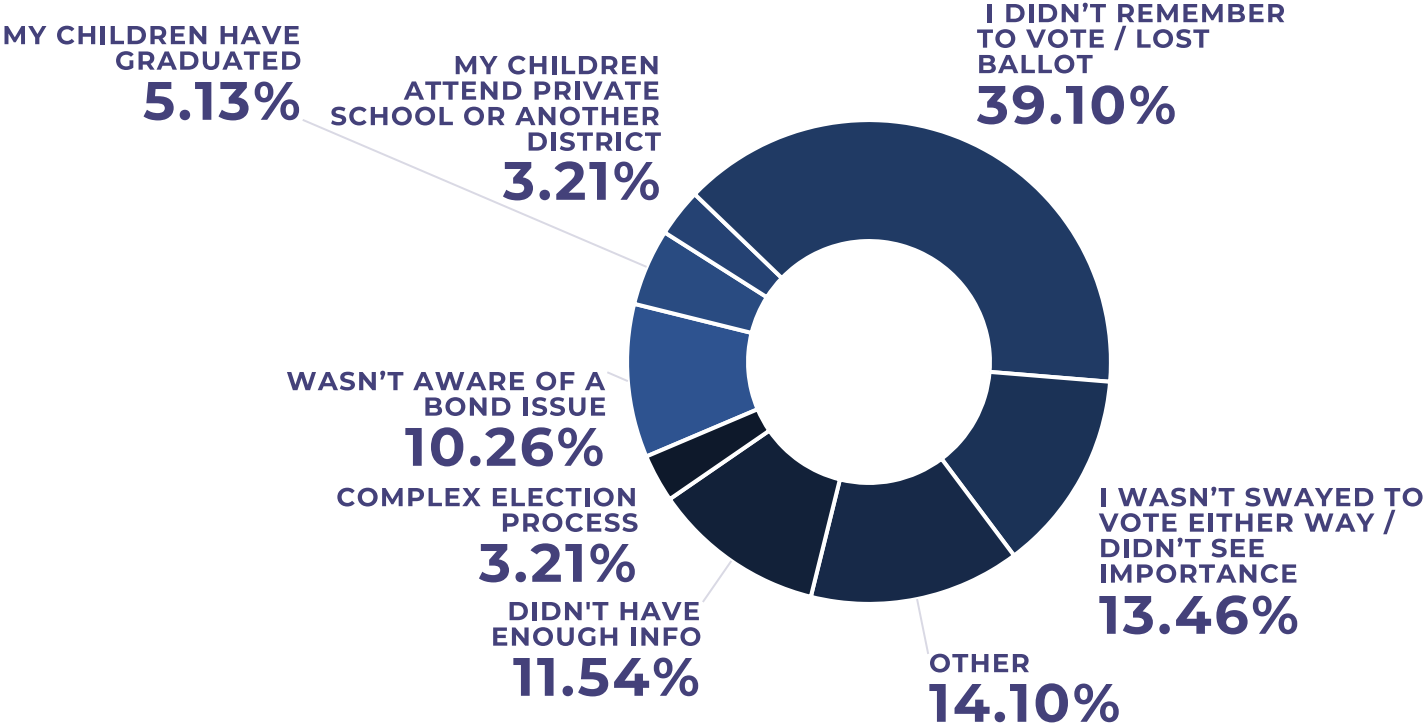
“HELLO, THIS IS _____, CALLING ON BEHALF OF NS RESEARCH. WE ARE CONDUCTING A SURVEY OF CONSTITUENTS OF THE BENNINGTON PUBLIC SCHOOLS TO DETERMINE RESIDENTS’ ATTITUDES TOWARDS THE DISTRICT, PAST BOND ISSUES, AND A FUTURE BOND ISSUE.”

“DO YOU HAVE A MOMENT TO ANSWER A FEW QUESTIONS?”

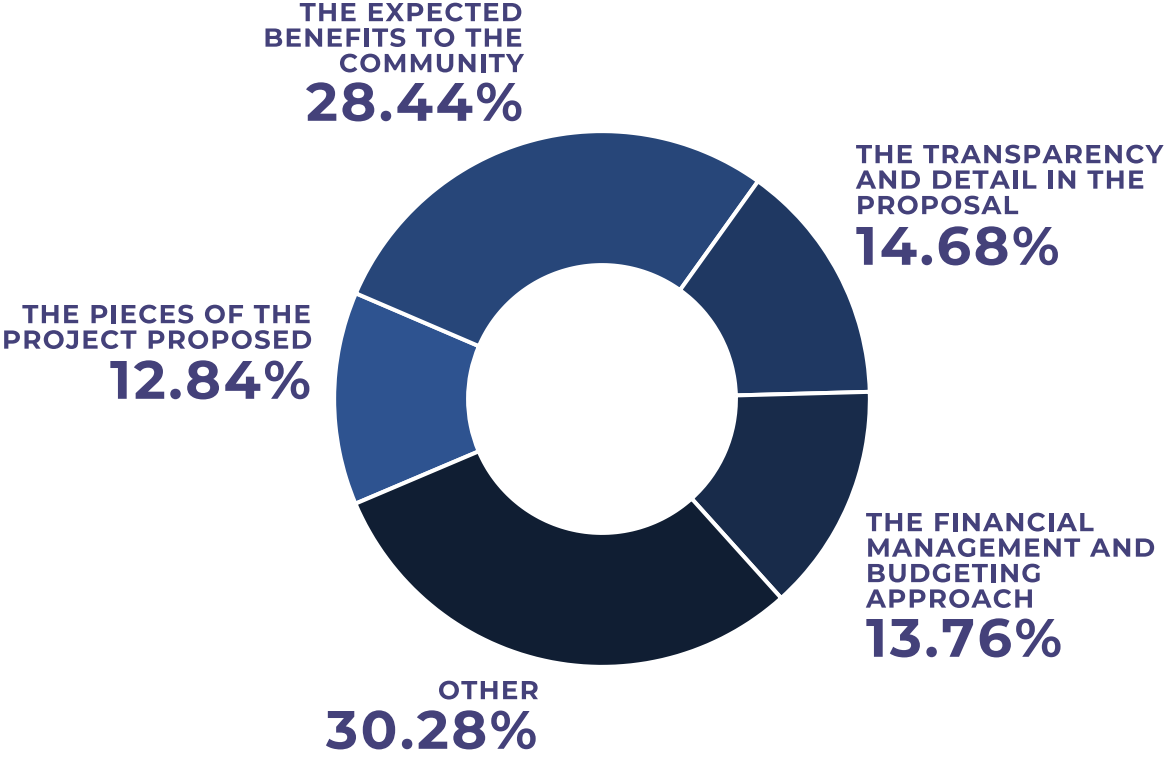
1) DID YOU CAST A BALLOT IN THE MARCH 2024 BENNINGTON BOND ISSUE ELECTION?



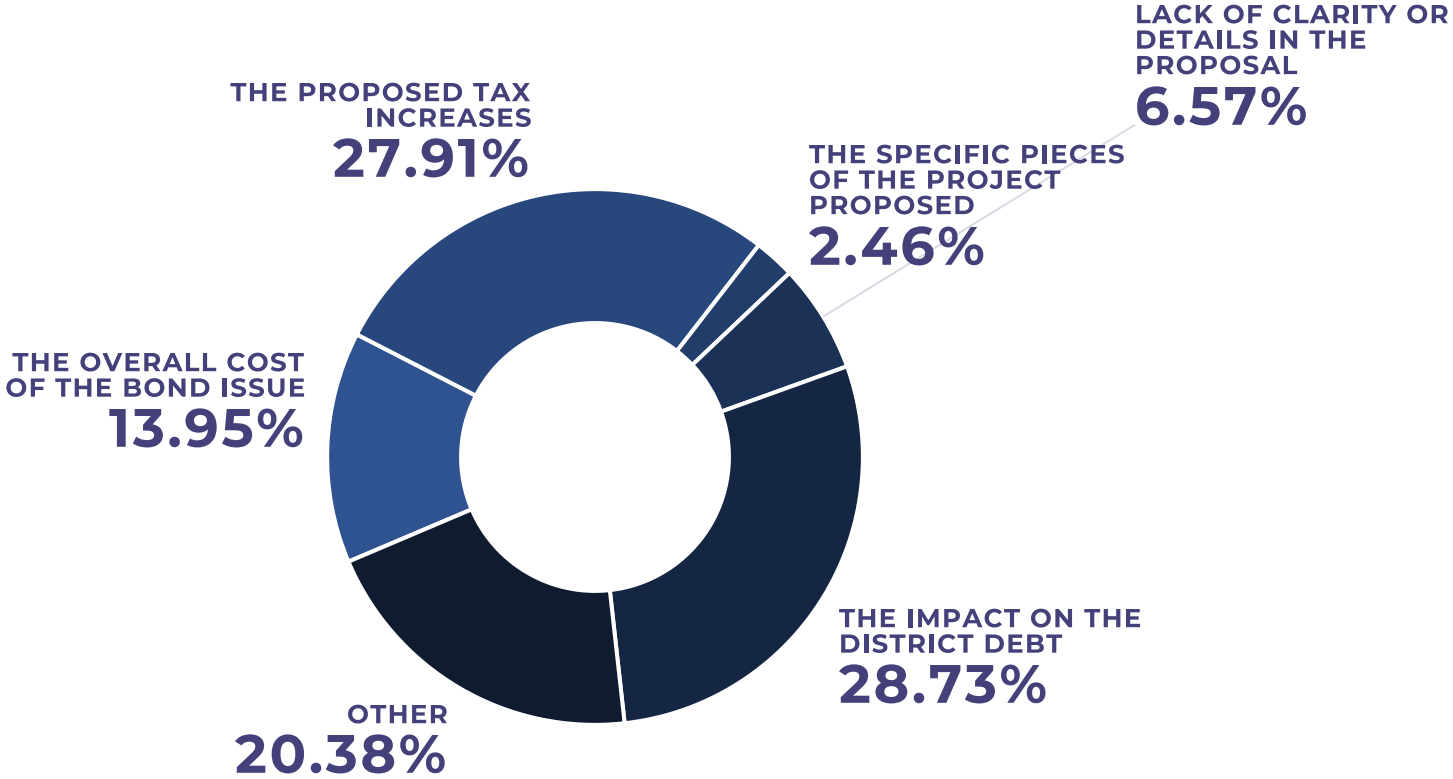
2) WOULD YOU BE WILLING TO SAY THE MAIN REASON WHY YOU DID NOT VOTE ON THE MARCH 2024 BOND ISSUE?



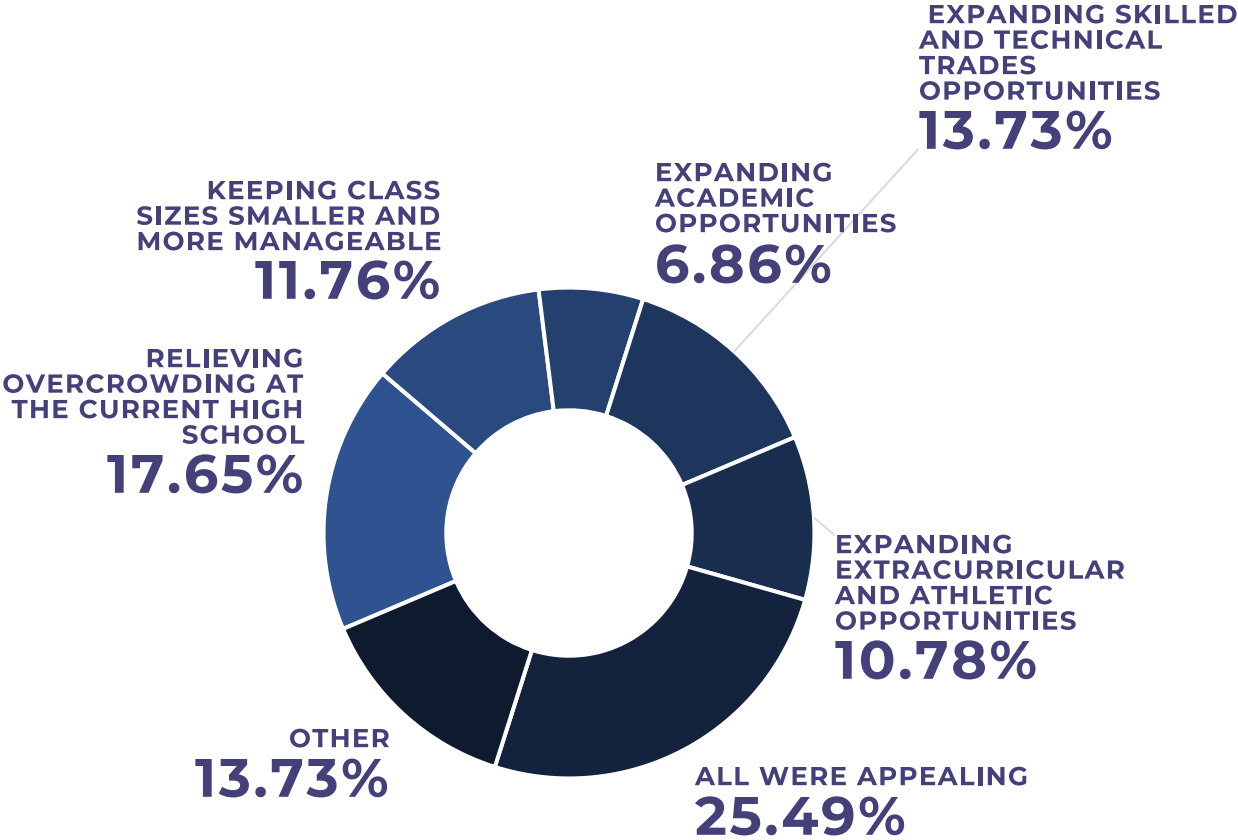
3) WHAT ASPECTS OF THE MARCH 2024 BOND ISSUE PROPOSAL DID YOU LIKE?



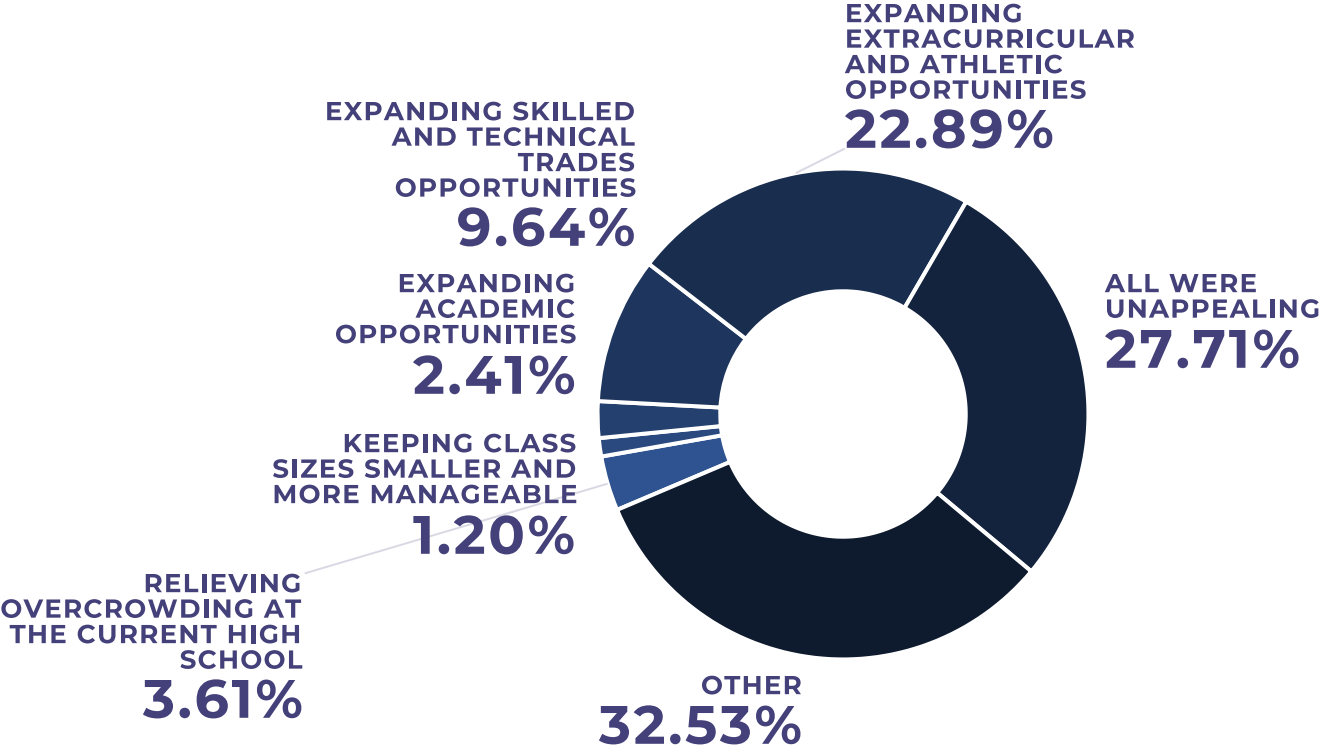
4) WHAT ASPECTS OF THE MARCH 2024 BOND ISSUE PROPOSAL DID YOU DISLIKE?



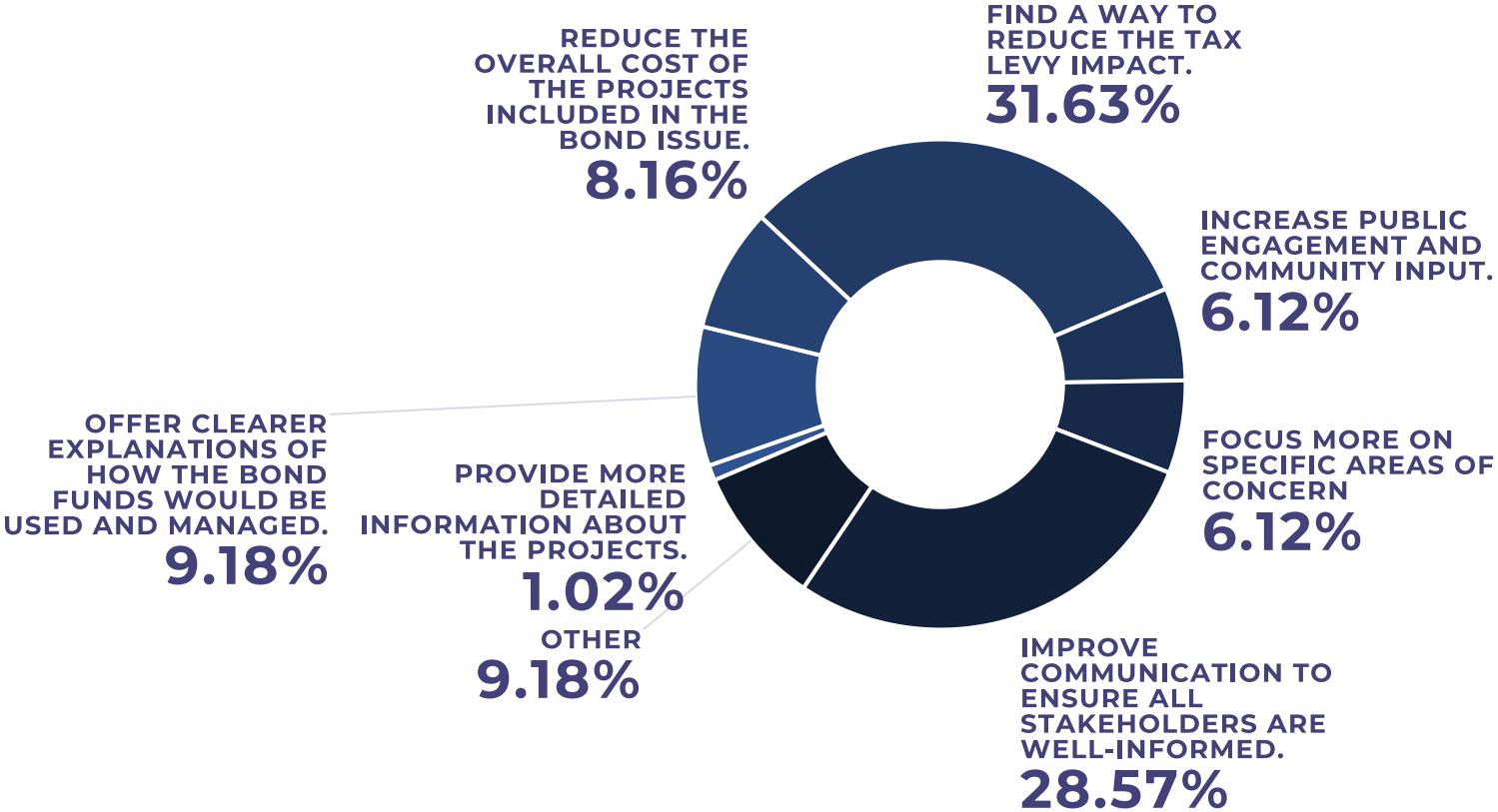
5) WERE THERE ANY SPECIFIC PROJECTS OR INITIATIVES OUTLINED IN THE PROPOSAL THAT YOU FOUND PARTICULARLY APPEALING?



6) WERE THERE ANY SPECIFIC PROJECTS OR INITIATIVES OUTLINED IN THE PROPOSAL THAT YOU FOUND PARTICULARLY UNAPPEALING?



7) HOW DO YOU THINK THE MARCH 2024 BOND ISSUE COULD HAVE BEEN IMPROVED TO BETTER MEET THE NEEDS OF THE COMMUNITY?



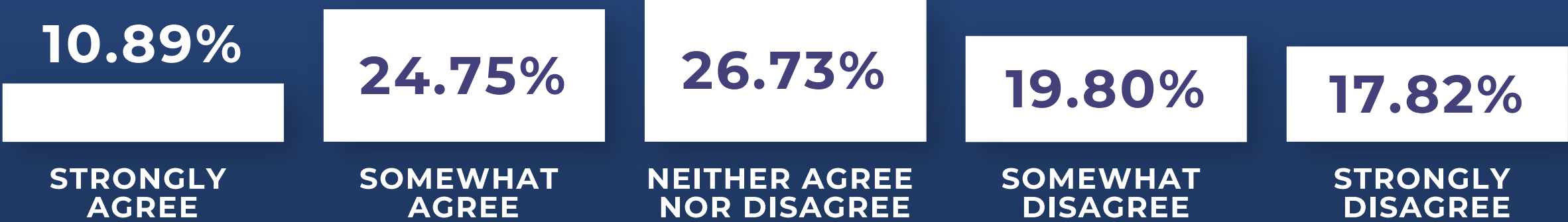
8) THE BENNINGTON PUBLIC SCHOOLS NEW SUPERINTENDENT AND SCHOOL BOARD HAVE DONE A GOOD JOB BUILDING COMMUNITY TRUST THROUGH PUSHING FOR TRANSPARENCY AND HIGHER EDUCATIONAL STANDARDS.



9) THE BENNINGTON PUBLIC SCHOOLS ARE EXPERIENCING RAPID STUDENT GROWTH AND ARE PROJECTED TO ADD 2,000 K-12 STUDENTS OVER THE NEXT DECADE. WITH THAT GROWTH, NEW SCHOOLS BECOME A NECESSITY TO ACCOMMODATE THESE STUDENTS. THE BENNINGTON PUBLIC SCHOOLS SHOULD BUILD NEW SCHOOLS TO ACCOMMODATE THE PROJECTED STUDENT GROWTH.



10) OVER THE PAST 5 YEARS, DESPITE RAPID STUDENT GROWTH AND NEW MANDATED SPENDING FROM THE STATE, BENNINGTON PUBLIC SCHOOLS HAS BEEN ABLE TO KEEP THEIR TAX LEVY RELATIVELY STABLE, AND SIGNIFICANTLY LOWERED THE OVERALL RATE IN THE FALL OF 2023 FOR 2024. IN YOUR OPINION, IS BENNINGTON PUBLIC SCHOOLS A GOOD STEWARD OF YOUR TAX DOLLARS?



11) CONSIDERING THE MARCH 2024 PROPOSED BOND ISSUE WAS TO BUILD A SECOND HIGH SCHOOL AND GIVEN THAT THE CURRENT HIGH SCHOOL CANNOT BE EXPANDED TO ACCOMMODATE EXPECTED STUDENT GROWTH, DO YOU SUPPORT THE CONSTRUCTION OF A SECOND BENNINGTON PUBLIC SCHOOLS HIGH SCHOOL?



12) IF A SECOND HIGH SCHOOL IS BUILT, DO YOU THINK THAT BOTH HIGH SCHOOLS SHOULD HAVE THE SAME ACADEMIC PROGRAMS, OR DO YOU THINK THEY SHOULD HAVE UNIQUE ACADEMIC PROGRAMS?

55.10%

SAME ACADEMIC PROGRAMS

20.41%

**UNIQUE ACADEMIC
PROGRAMS**

24.49%

**DON'T KNOW / DOES NOT
APPLY**

13A) IF A VOTE FOR THE NEXT BOND ISSUE WAS HELD TODAY, WOULD YOU VOTE FOR OR AGAINST A PROPOSED SCHOOL BOND ISSUE THAT WOULD HAVE A: 5 CENT LEVY INCREASE THAT AMOUNTS TO \$150 ANNUALLY OR \$12.50 PER MONTH ON A \$300,000 HOME

45.45%

FOR

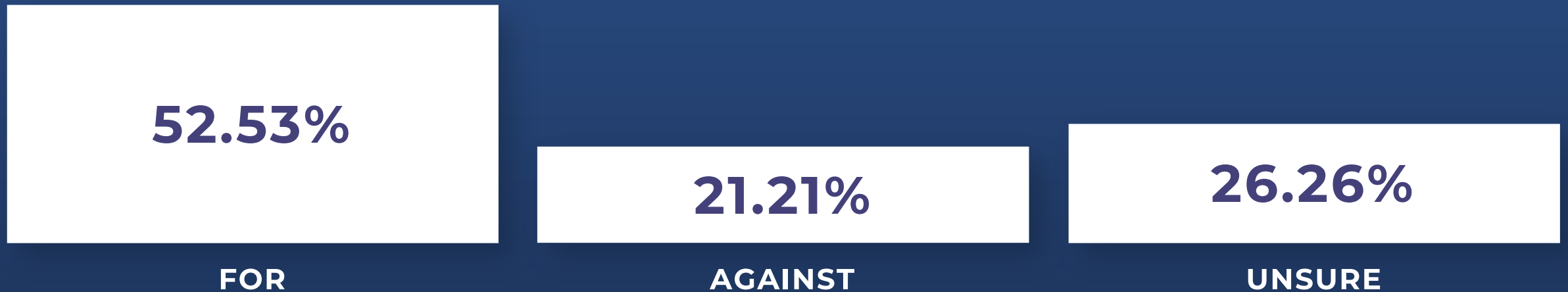
29.29%

AGAINST


25.25%

UNSURE

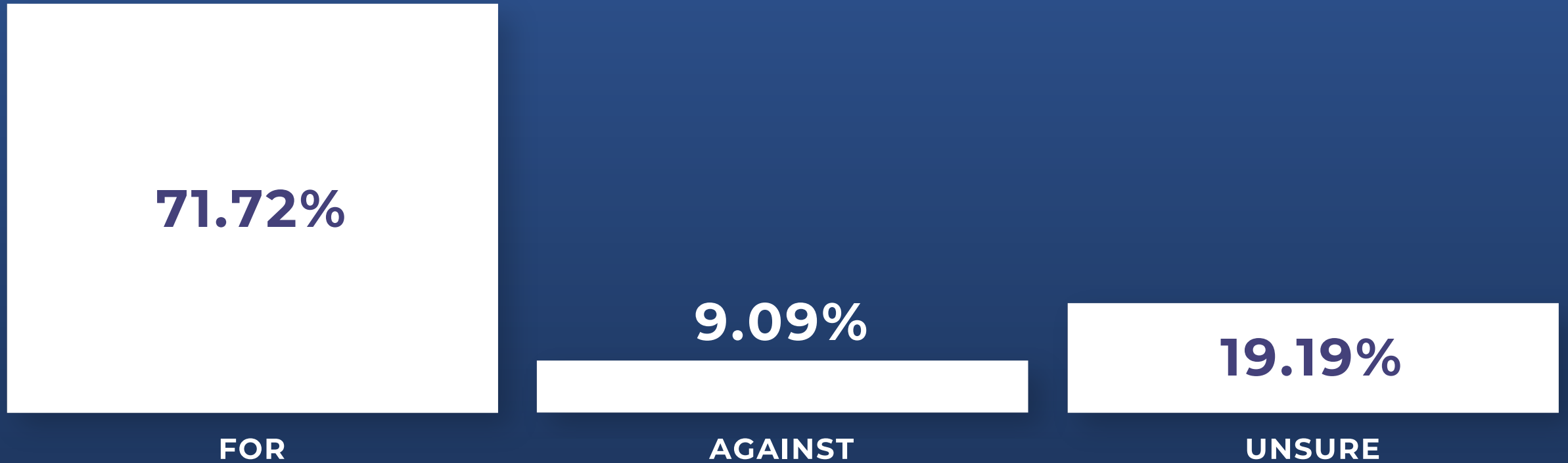
13B) 3 CENT LEVY INCREASE THAT AMOUNTS TO \$90 ANNUALLY OR \$7.50 PER MONTH ON A \$300,000 HOME



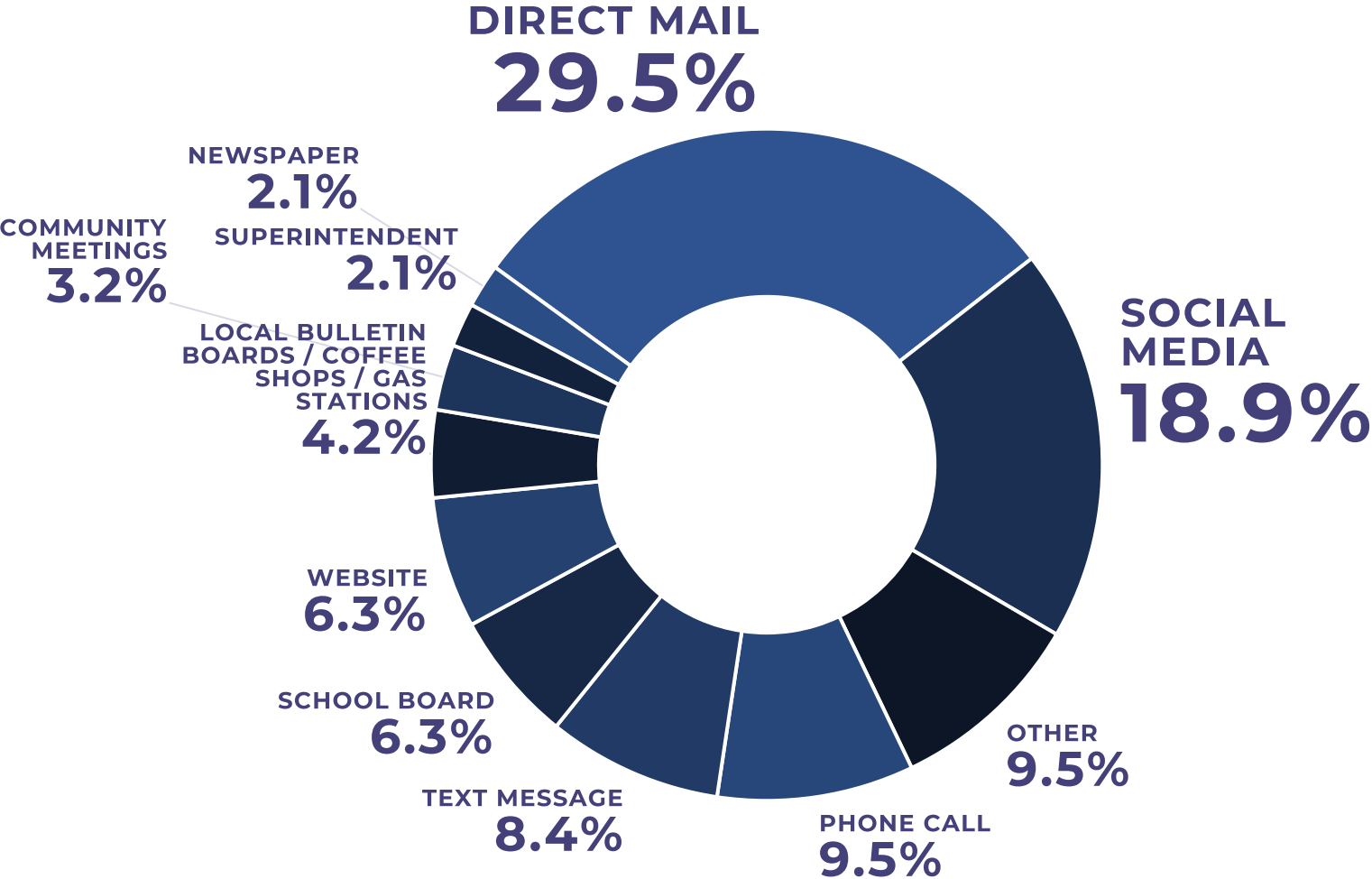
13C) 1 CENT LEVY INCREASE THAT AMOUNTS TO \$30 ANNUALLY OR \$2.50 PER MONTH ON A \$300,000 HOME



13D) NO LEVY OR PROPERTY TAX INCREASE

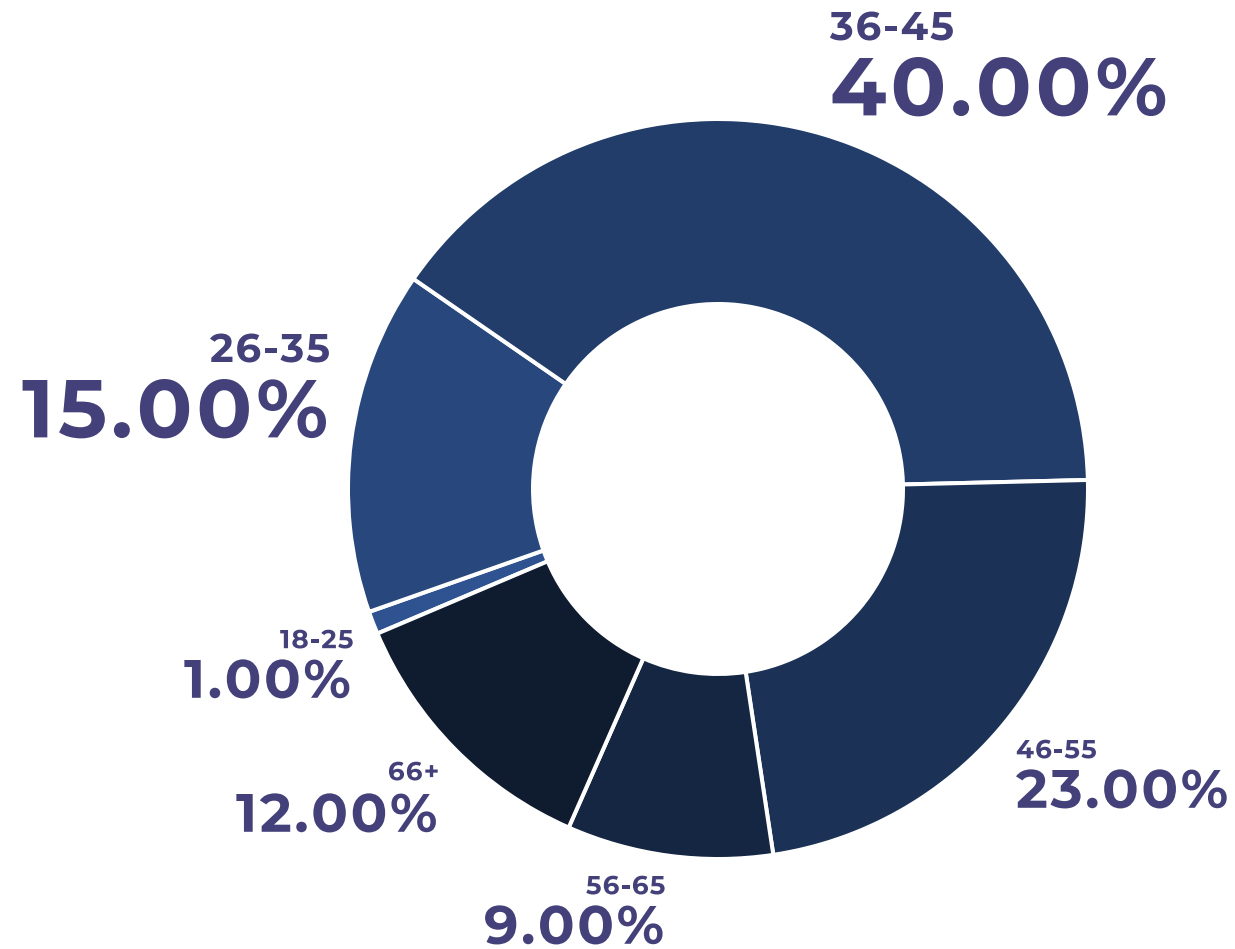


14) HOW DO YOU PREFER TO RECEIVE YOUR NEWS FROM THE SCHOOL DISTRICT?

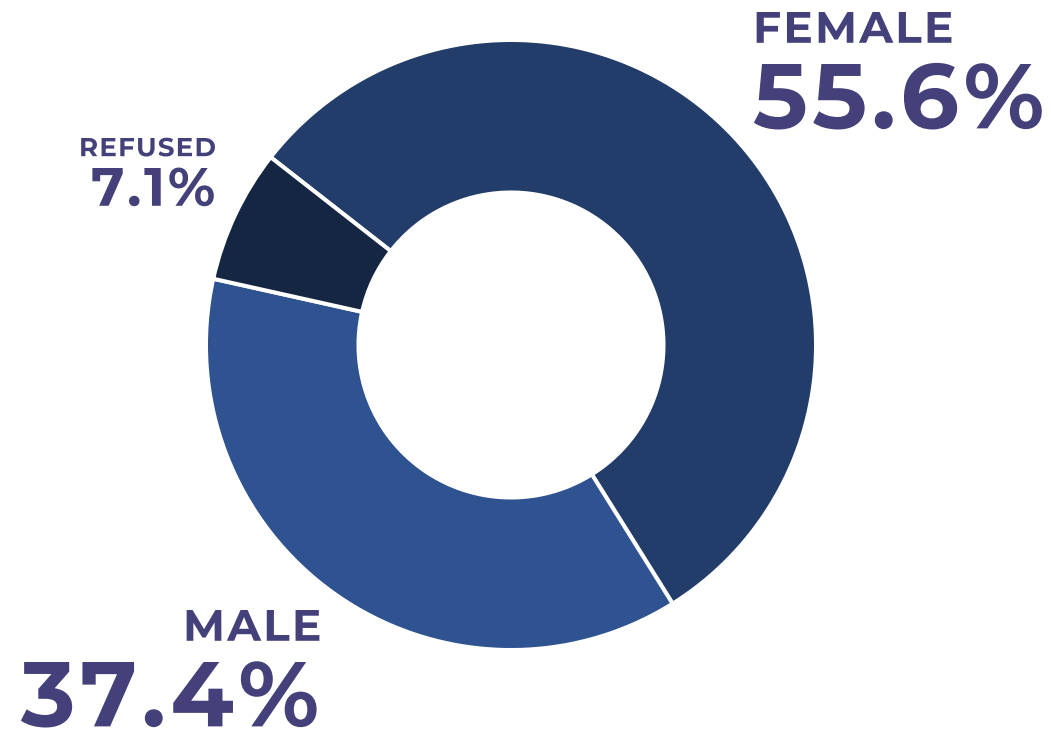


**“TO FINISH UP, I HAVE THREE QUICK
DEMOGRAPHIC QUESTIONS FOR YOU.”**

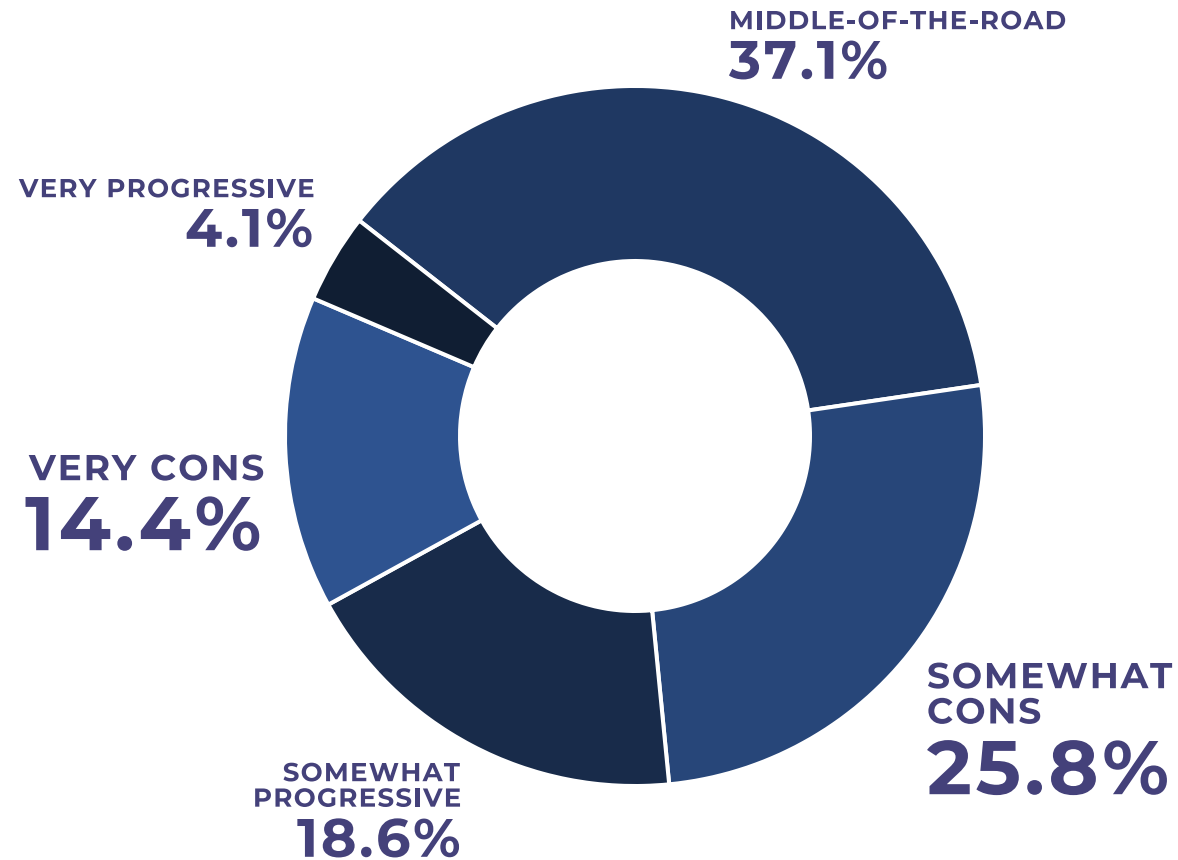
18) WHAT AGE GROUP DO YOU FALL INTO?



19) WHAT GENDER DO YOU IDENTIFY WITH?



20) WHAT IS YOUR POLITICAL AFFILIATION?



Building and Finance Committee Notes
July 17, 2024
1940's Conference Room

The Building and Finance Committee ("Committee") of the Bennington Board of Education ("BOE") met on July 17, 2024, at 7:30 PM in the boardroom at the district office. Board members present were Allyson Slobotski, Jeremy Dick, and Tim Dreessen. Administrators in attendance were Aaron Plas and Matt Blomenkamp. The Committee met for the second time this school term to approve projects and review future topics.

Dr. Blomenkamp provided an update on the progress of the playground drainage project at Bennington Elementary. Hausmann Construction is continuing to work at the site to install additional drainage and grade and pour concrete. They have assured the district that they will be finished prior to the start of school in August.

Dr. Blomenkamp disclosed to the Committee that he and Mr. Edens visited Omaha Public Schools (OPS) to look at their used modular units available for sale. The cost to purchase, move, permit, set, and run utilities to a single unit has been estimated to be around \$150,000. The Committee is asking Dr. Blomenkamp to continue researching where those units might go on the high school property, as well as the timeline OPS has for potential purchase.

Dr. Plas spent time reviewing the 2024-25 budget, including the General Fund, Special Building Fund, and Bond Fund accounts. The Committee did a deep review of the Bond Fund, focusing on principal, interest, call dates, and interest rates. The Committee asked Dr. Plas to continue exploring ways to reduce principal without impacting the overall levy. In addition, the Committee continued to review and determine potential expenditures for the upcoming school year as new information becomes available to the district.

Dr. Blomenkamp provided the Committee with a breakdown of bids for the next three-year cleaning contract. His recommendation was to accept RTG's bid for the three-year period (Aug 2024 - July 2027). The Committee unanimously voted to approve his recommendation.

The Building and Finance Committee meeting adjourned at 8:30 PM.

Transportation
Update
8.12.2024



Staffing

- 85% Driver Retention Rate from 2023-24
- Five Contracted Drivers to Start this Year
 - Increase of one contracted driver
 - First Student Transportation
 - Three year contract signed in 2022-23

Recruiting Competition

- Neighboring school districts starting wages from \$15.91 to max wages of \$43.25 per hour
- OPS new transportation contractor \$25-\$28.29 per hour
- 200+ job postings on indeed.com for CDL drivers within 15 mile radius of Bennington

Hiring multiple candidates

Motor Coach Bus Driver



Windstar Lines, Inc. 4.5 ★
Lincoln, NE 68507

Up to \$85,000 a year

Full-time +1

Day shift +3

Paid time off

➤ Easily apply

- As a motorcoach **driver**, your circle of friends will grow, not only with your fellow **drivers** and Windstar employees, but with our customers.



Hiring multiple candidates

School Bus Driver **Training Provided**

Zum SF Inc. 4.4 ★
Omaha, NE

\$25.00 - \$28.29 an hour

Part-time

Minimum of 30 hours per week

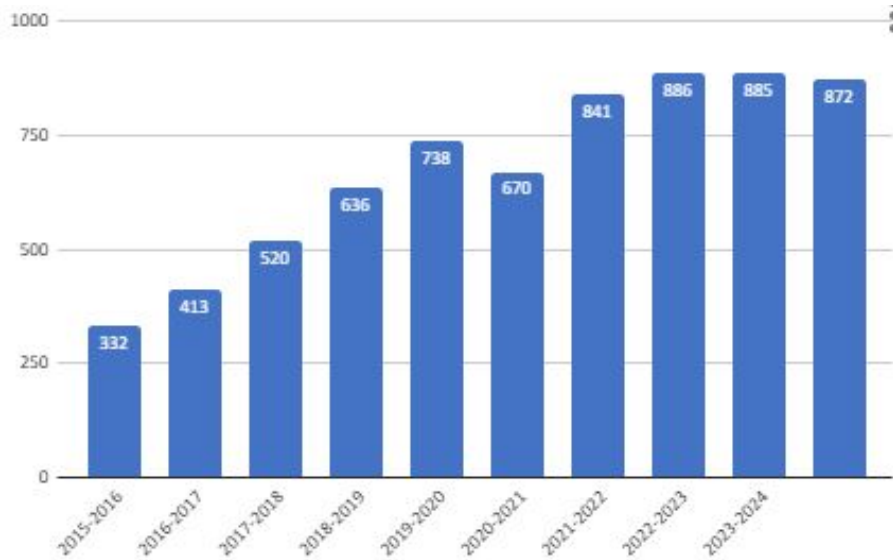
Monday to Friday +1

Paid training

- As a school **bus driver** at Zūm, you will play an essential role in our local communities by providing safe and reliable transportation for students, using a...



Ridership as of August 6th, 2024



As of 8/6/24 872 riders registered

21.3% average participation rate

Forecasted to be over 1,000 students this year

Routing

As of 8.6.24



- Growth
 - SPED registrations 62 which is down from last years 71 at peak.
 - Increase of one regular route to alleviate crowding
- Focusing on reducing the number of stops per neighborhood
- Providing coverage for 100 Square miles
- Construction and detours playing a big role again this year with ride times.

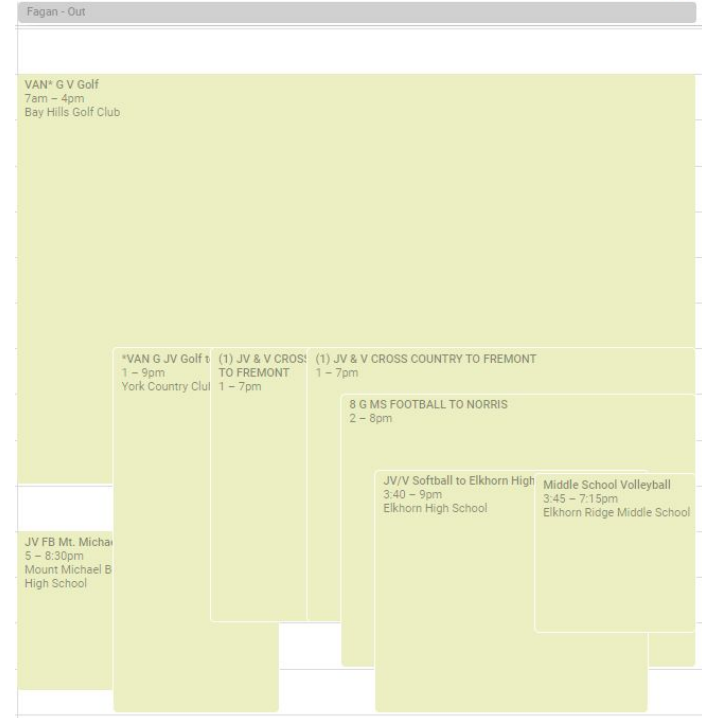
Students Grouped By: School

● Anchor Pointe Elementary	21
● Anchor Pointe Pre-K	19
● Bennington Elementary	55
● BENNINGTON HIGH SCHOOL	148
● Bennington Middle School	138
● Bennington South Middle School	225
● Bennington YAP/BMS	4
● BOYS TOWN	2
● BROOK VALLEY	3
● Heartland School	1
● Heritage Elementary	155
● JPLORD	1
● Pine Creek Elementary	53
● Stratford Elementary	47

872 students selected

Activity Trips

- Will continue coordinate between two middle schools and BHS on away contests
 - Need for creativity and flexibility
 - Adding a second middle school has added significantly to our demand for activity trips.
- Added a second suburban and a new transit van to the fleet to help with activities between the three schools



Summary

- Transportation leadership feels very strongly about routing and coverage for school this year.
 - Only concern is activity transportation.
- Recruiting and retention are #1 priority
- Transportation will work to reduce the number of contracted drivers as possible
- Maintaining our growing fleet is becoming more difficult. Will potentially submit a personnel requisition for full time maintenance again this year. We have \$31,517 this summer in vehicle maintenance.

Future Planning - Recommendations

- Potential solutions to staffing issues:
 - Consideration of staggering start and dismissal times by 45-60 minutes
 - This would make each route a split route and nearly double the capacity each driver could transport daily. Split routes could potentially make the drivers full-time with benefits depending on school schedules and hours worked.
- Potential solutions to activity transportation issues:
 - Explore having contests on Wednesdays
- Potential solutions to mechanic issues:
 - BPS could explore a full time mechanic to maintain our growing fleet.

Bennington Public Schools

Summer School

August 2024



Go for the Gold!

This summer's theme was "Go for the Gold!"

Students learned about and participated in several Olympic events in preparation for this summer's Olympic Games!

Dates	Summer School was held from June 3rd- June 21st, Monday-Friday, 8:30am-11:30am
Locations	Heritage and Pine Creek Elementaries
Number of Students	Heritage had 90 students registered; Pine Creek had 150 students registered. Students on an Individualized Reading Improvement Plan (IRIP) were given priority registration.
Reading Content	Reading instruction was supported by the use of the Really Good Reading SORing to Summer School Success program. K-2 students utilized data collected from Amplify mClass to support emerging readers.
Math Content	Students were instructed using the traditional elementary school model. Content was prioritized with input from grade level teachers.
Supports	Classroom teachers were supported with interventionists, special education teachers, paras, and high school volunteer tutors.

Attendance

	K 23	K 24	1st 23	1st 24	2nd 23	2nd 24	3rd 23	3rd 24	4th 23	4th 24	5th 23	5th 24
Heritage	86.1%	94.5%	75.5%	90.9%	86.7%	90.3%	89.2%	87.0%	85.6%	90.0%	80.6%	90.0%
Pine Creek	84.1%	97.0%	94.0%	94.0%	81.5%	93.0%	89.6%	93.0%	92.0%	93.0%	86.2%	96.0%

Students received two free books from the Scholastic Book Fair for every week of perfect attendance. Funding for the book incentive program was generously provided by the Bennington Public Schools Foundation. BPS Elementary Summer School would like to thank the Foundation for their continued support.

Curriculum and Assessment

BPS Elementary Summer School uses a referral form filled out by the students' homeroom teacher to collect data. The referral form contains several data points that include:

- IRIP Status
- MAP/NSCAS Data
- mClass Dibels Results
- Teacher recommendations for areas of improvement

Summer school staff then uses this data to make decisions about lessons, individualization, and additional supports. During summer school, grade-level appropriate pre and post tests are administered to collect data and measure growth.

Heritage Assessment Data - Class Averages

	Kindergarten		1st Grade		2nd Grade		3rd Grade		4th Grade		5th Grade	
	Pre-	Post-	Pre-	Post-	Pre-	Post-	Pre-	Post-	Pre-	Post-	Pre-	Post-
ELA	68.1%	77.2%	82.3%	82.3%	76.2%	85.7%	43.5%	76.6%	48.7%	61.1%	58.1%	84.4%
MATH	86.5%	92.2%	80.7%	94.9%	64.2%	78.3%	26.0%	53.7%	43.4%	75.5%	29.4%	78.1%

Pine Creek Assessment Data - Class Averages

	Kindergarten		1st Grade		2nd Grade		3rd Grade		4th Grade		5th Grade	
	Pre-	Post-	Pre-	Post-	Pre-	Post-	Pre-	Post-	Pre-	Post-	Pre-	Post-
ELA	66.7%	78.0%	69.6%	74%	90.4%	93%	38.8%	60.1%	45.5%	60.9%	51.1%	92.7%
MATH	85.8%	92.3%	79.0%	83.5%	78.1%	86.0%	27.6%	50.5%	29.0%	89.2%	34.9%	69.8%

37/49 (75.5%) of Kdg grew on their Letter Naming Fluency Assessment

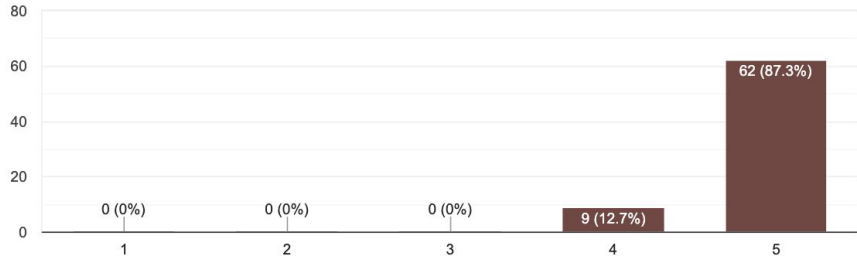
39/49 (80%) of 1st graders grew on the Word Reading Fluency assessment

Parent Survey Data

I feel that summer school was positive for my student(s).

 Copy

71 responses



- 88.7% of parents who responded agreed or strongly agreed that their students made academic progress
- 91.5% of parents who responded agreed or strongly agreed that the dates and times worked well for their family
- 98.6% of parents who responded agreed or strongly agreed that Summer School was an overall beneficial opportunity for their child



Thanks!



BACK TO THE MOON SUMMER SCHOOL 2024

Summer School Report 2024

AGENDA

01

THEME

03

CURRICULUM AND
ACHIEVEMENT

02

GENERAL INFO &
ATTENDANCE

04

STUDENTS &
STAFF



01

THEME

Back to the Moon





BACK TO THE MOON


STUDENT ENGAGEMENT

Attendees participated in a variety of space-themed projects, activities, a traveling planetarium, and games. They explored the NASA astronaut training program as well as the technological advancements influenced by space exploration, including Nike Air Shoes. In addition, students were informed about the upcoming developments in space exploration for the upcoming year. Staff members were tasked with creating and posting lesson plans that outlined various engagement strategies to ensure continued interest and attendance from the children.



SHOWCASE

The students took part in a showcase event where they welcomed parents and members of the community. They presented their writing projects, including a space-themed item, and shared their understanding of space-related reading materials that they had been studying for the past three weeks. Students then celebrated with Kona Ice!



The background is a dark, star-filled space. On the left, there are several constellations represented by white dots connected by thin white lines. On the right, a ringed planet, similar to Saturn, is visible in the lower portion. The overall aesthetic is clean and futuristic.

02

**GENERAL
INFO**

16 STUDENTS HAD PERFECT ATTENDANCE!

6th Grade	7th Grade	8th Grade
87.7% Attendance Rate	94% Attendance Rate	90.4% Attendance Rate
14/19 Students attended 12/15 Days	10/10 Students attended 12/15 Days	6/7 Attended 12/15 Days

June 3rd-21st, 8:30am-11:30am (5 days a week)

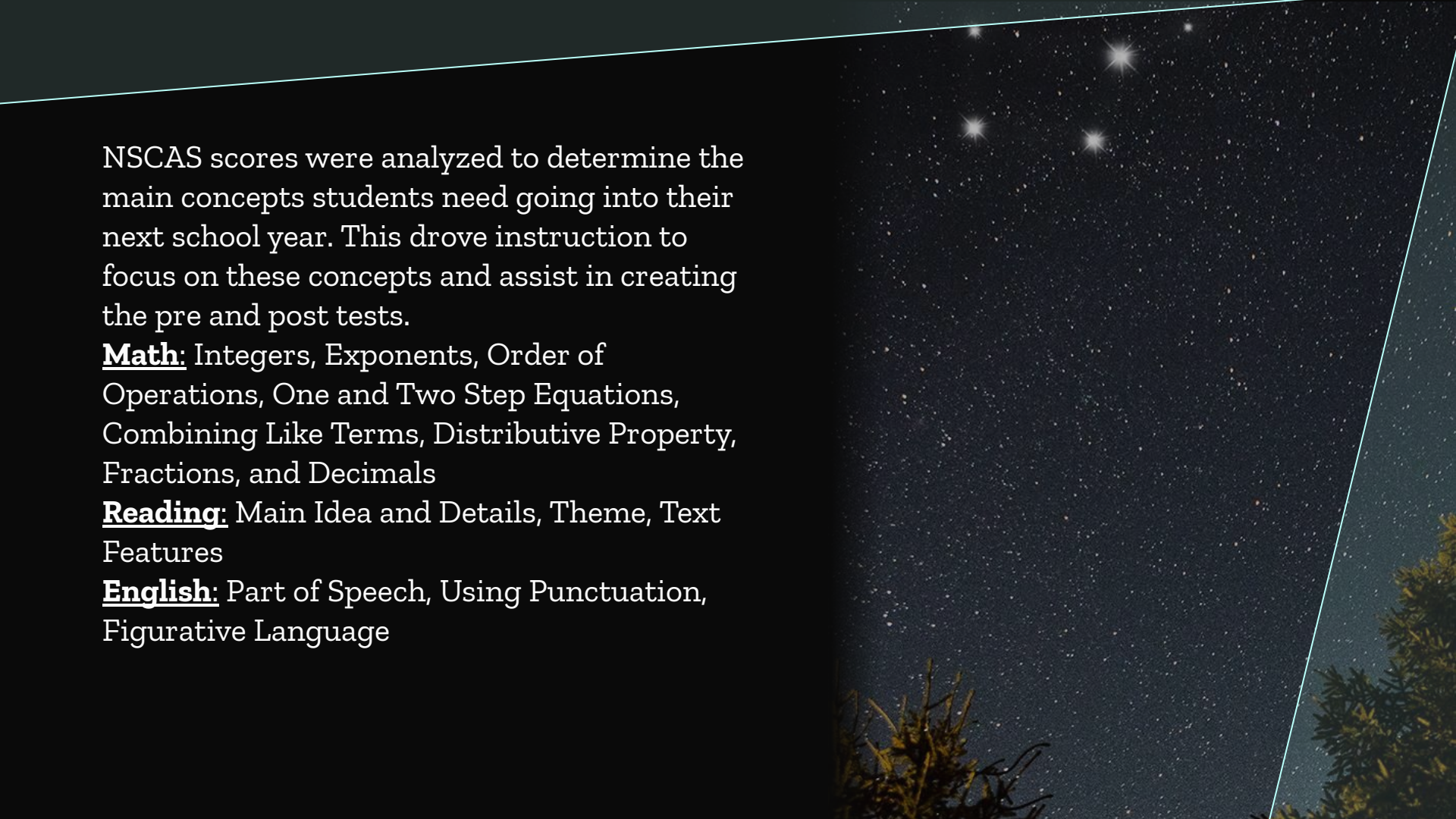
- Content areas: reading, writing, math
- We used a co-teaching model - two certified staff in each classroom
- Practicum Counselor for the entire three weeks
- 140 students from BMS & BSMS were invited to participate
- 47 students were signed up for summer school at the start of the summer
- 39 students attended
- 6th grade: 21 students, 2 dropped after 4 days
- 7th grade: 10 students, 0 dropped
- 8th grade: 8 students, 1 dropped after 7 days
- Approximately 26% of students attending had an IEP





03

**CURRICULUM &
ACHIEVEMENT**

The background of the slide is a dark, starry night sky. Several bright stars are visible, some with prominent diffraction spikes. The bottom edge of the image shows the dark silhouettes of evergreen trees against the night sky.

NSCAS scores were analyzed to determine the main concepts students need going into their next school year. This drove instruction to focus on these concepts and assist in creating the pre and post tests.

Math: Integers, Exponents, Order of Operations, One and Two Step Equations, Combining Like Terms, Distributive Property, Fractions, and Decimals

Reading: Main Idea and Details, Theme, Text Features

English: Part of Speech, Using Punctuation, Figurative Language

SUMMER SCHOOL DATA: MATH

	6TH GRADE	7TH GRADE	8TH GRADE
Pre-Test Average Math	$7/25=28\%$	$8/25=32\%$	$9/25=36\%$
Post-Test Average Math	$15/25=60\%$	$14/25=56\%$	$16/25=64\%$
Average Growth	28%	22%	28%
% of Students Who Showed Growth	100%	100%	71%

SUMMER SCHOOL DATA: READING

	6TH GRADE	7TH GRADE	8TH GRADE
Pre-Test Average Reading	21/29=72%	21/29=72%	22/29=76%
Post-Test Average Reading	23/29=79%	24/29=83%	26/29=90%
Average Growth	6.1%	22%	12.8%
% of Students Who Showed Growth	61%	90%	100%

SUMMER SCHOOL DATA: ENGLISH

	6TH GRADE	7TH GRADE	8TH GRADE
Pre-Test Average English	10/25=40%	8/25=32%	12/25=48%
Post-Test Average English	20/25=80%	21/25=84%	22/25=88%
Average Growth	40%	52%	40%
% of Students Who Showed Growth	93%	100%	100%

04

FURTHER CONSIDERATIONS

TRANSPORTATION

Still the largest
barrier in
attendance.

CO-TEACHING

Update to two separate classrooms to support more students until further training is done with the co-teaching model for middle level grades.

INVITES

Invite families at conferences in the spring.

COUNSELOR


Full time counselor on staff to support students and build relationships.

ADD DAYS

Pre-test and post-test made our classes last only 13 days. Teachers and parents wanted a bit more.



THANKS!



Do you have any questions?

lhorvath@bennps.org

X: [Stogdill4ed](#)

CREDITS: This presentation template was created by **Slidesgo**, including icons by **Flaticon**, and infographics & images by **Freepik**

High School Summer School Board Report 2024

General Information

- ❖ Goal = get students on track for graduation
- ❖ Allows students' schedules to be more flexible in the fall / spring
- ❖ Coursework completed through Apex
 - 50 licenses purchased
- ❖ Algebra and English 9 were offered through direct teacher instruction with the assistance of recorded lessons posted on Google Classroom
 - Algebra = Mrs. Holt, Mrs. Laughlin, Mr. Ludwig, and Mr. Spoehr
 - English 9 = Mrs. McGrew, Mrs. Remington, Mrs. Stacy, and Mrs. Johnson

Summer School Course Layout

- ❖ There were two 3-hour sessions available June 3 through June 21. Fridays were optional, but students could be requested to attend.
- ❖ Up to 25 students were assigned to a session for credit recovery, and up to 12 students were assigned to an Algebra or English 9 session.
- ❖ Grade Determination
 - For credit recovery (Apex), students' grades are determined by performance on quizzes (30%) and tests (70%).
 - For Algebra, students' grades are determined by performance on practice. (IXL or other assignments), chapter tests, and a final exam
 - For English 9, students' grades are determined by performance on papers, quizzes, tests, and the final exam.

Credits Earned by Grade Level

Grade Level	# of Students Attending	# of Students who Earned Credit	Total Number of Credits Earned	On-Track for Graduation
12	3	2	3	0 out of 3
11	5	4	10	4 out of 5
10	16	16	23	12 out of 16
9	13	13	15	10 out of 13

Credits Earned by Department

Department	# of Credits Earned	# of Students Enrolled
English	15	13
Math	10	9
Science	10	8
Social Studies	9	9
Other	7	5

Achievement

❖ Summer 2024

- 35 students earned at least 1 credit towards graduation.
- 12 students earned at least 2 credits.
- A total of 51 credits earned.

❖ Summer 2023

- 44 students earned at least 1 credit towards graduation.
- 7 students earned at least 2 credits.
- A total of 51 credits earned.

❖ Summer 2022

- 54 students earned at least 1 credit towards graduation.
- 13 students earned at least 2 credits.
- A total of 73 credits earned.

% of Students Passed All Courses

2nd Semester- 92.4%

1st Semester- 93%

22-23 (2nd Semester)- 89.5%

22-23 (1st Semester)- 84%

Attendance

- ❖ Students are accounted for by minutes in the classroom.
- ❖ Students were not penalized for arriving late or leaving early other than when it counted against their allotted time missed (600 minutes = 3.3 sessions).
- ❖ Over the course of the entire summer, 1 student was dropped due to poor attendance.

- ❖ Overall attendance rate = 94.1%

Enrollment Information

- ❖ Summer school numbers were lower than the last couple of years. This was due to offering credit recovery during the school day, and our failure rate was 7.6% (10.5% in 2023) at the end of second semester 2024
- ❖ Core classes and graduation requirements are the focus and account for the majority of the courses. Algebra and English 9 are taught with direct instruction using BHS curriculum and resources.
- ❖ Any student who was in need of credit was given enrollment information on April 1st. Parents were sent an email with the information, dates, and summer sessions.
 - Registrations were collected through May 21st by Mr. Bobolz via email or returned forms. All families who followed the process received a confirmation email from Mr. Bobolz.

Enrollment Information Continued

- ❖ Summer school is only available to students currently enrolled at BHS or students who have accepted enrollment papers on file.
- ❖ Mr. Bobolz accepted late registrations from families based on availability in each session. Mrs. Holt coordinated students moving from Algebra/English 9 to credit recovery or students wanting to double-up in AM/PM sessions.
- ❖ Student progress for credit recovery is tracked through the Apex program by the supervisors. Parents are informed when their child completes a class and/or if the student is adding a second course.

Staff and Supports

- ❖ Summer school staff
 - Mrs. Erin Holt, Mrs. Carrie Laughlin, Mr. Nick Ludwig, and Mr. Mike Spoehr
 - Mrs. Laura McGrew, Mrs. Traci Remington, Mrs. Bethany Stacy, and Mrs. Amber Johnson
 - Ms. Mary Welker, Mr. David Ehrke, and Mrs. Jennifer Bobolz
 - Paraprofessionals = Mrs. Karen Hohman and Ms. Pesarekalaya
- ❖ 18 of the 37 students participating in summer school have active IEPs ranging from behavior, to reading, to math calculations.
 - The additional support staff available allowed BHS to accommodate the needs of students and provided staff with the ability to work individually or in small groups with struggling students.
- ❖ All lessons, instruction, and work completion were done in person.

Credit Deficient

- ❖ Students who still have credits to recover have a couple of options:
 - Take the course in person during the appropriate semester
 - Participate in the credit recovery program that runs during the school year
 - 2 days per week 3:30 - 5:30 PM, with Saturday mornings being optional
 - 1 class period designated to credit recovery during the school day
- ❖ Credit Deficient Students are defined as the following (50 credits needed to graduate):
 - Seniors - 35 or fewer credits. Currently, we have 3 in the class of 2025.
 - Juniors - 22 or fewer credits. Currently, we have 2 in the class of 2026.
 - Sophomores - 10 or fewer credits. Currently, we have 2 in the class of 2027.

Questions??



Attorneys at Law
SEAN P. KELLEY (NE)
JULIA PLUCKER (NE)
DAVID A. HOUGHTON, OF COUNSEL (NE)
MICHAEL A. KELLEY (1946-2023)

MEMORANDUM

To: Dr. Aaron Plas, Superintendent
Bennington Public Schools

From: Julia Plucker

Date: August 9, 2024

Re: Nebraska Legislature – Special Session 2024

Last Wednesday, July 31, 2024, members of the Nebraska Legislature got an official proclamation call from Governor Jim Pillen to come back to Lincoln and begin a special legislative session pertaining to Nebraska’s property taxes. Less than 24-hours later, the legislature convened and began to introduce legislation. Although the scope of the call was limited to property tax relief, senators took the opportunity over the next three days to introduce more than 100 bills and resolutions on a wide-range of topics.

The Legislature completed public hearings on bills and constitutional amendments last Saturday. Hundreds of people testified at the Capitol, mostly in opposition to LB 1, the Governor’s property tax plan. The plan, which had over 9 hours of opposition testimony, called for the elimination of over 100 currently tax-exempt goods and services and increased taxes on a number of “sin” items: pop, candy, cigarettes, alcohol spirits, hemp, keno, vapes and games of skill. The plan also restricted municipal and county governments from increasing their annual property tax collections by 0%, or CPI, whichever is higher.

After a marathon week of public hearings, the legislature recessed until Wednesday of this week in hopes that a compromise bill would be ready to debate on the floor. The Revenue Committee continued to meet during that recess to come up with new language in a revamped property tax plan. In the meantime, the Governor and Revenue Committee held a press conference with statewide first responders to announce that any new plan would contain a complete exception from a local spending cap for public safety entities.

The Revenue Committee used AM 51 to LB 9, introduced by Senator Hughes with Senators Brandt and Dorn, as the foundation for the new plan but greatly changed the contents of the original bill. On Thursday the Revenue Committee found several errors and issues that required bill drafters to make changes. The amount of work yet to be done was enough that Senator Linehan, Chair of the Revenue Committee, requested that the Legislature adjourn until Monday, August 12th to give more time to finalize the plan. The body voted in favor of her request so the Legislature adjourned until Monday, August 12.

On Wednesday, Sen. Linehan held a press conference with Senators Clements and Murman, to announce that a property tax proposal would use TEEOSA to funnel at least \$1.8 billion to school districts and that these funds would be used to replace local property taxes, dropping maximum school tax rates for operational expenses from \$1.05 per \$100 of property valuations to a 25-cent

lid. However, the actual language in AM 51 to LB 9 contained a number of errors and problematic provisions for sustainable education funding. New provisions on education funding and other items will likely be found in a still-being-negotiated amendment which will be released sometime before Monday afternoon when the legislature reconvenes.

A. Review Progress on Previously Approved Summer Maintenance/Transportation Purchases

The Building/Finance Committee met several times throughout July to discuss the summer maintenance proposals and repair projects. BELOW is an updated chart on all previously approved projects and their progress:

Building	Description	Cost	Fund	Vendor	Progress	General Notes
Bennington Elementary	Playground Drainage	\$29,400	General	Hausmann	Completed	New drains have been added along with additional concrete to improve water flow.
Pine Creek	Playground	Up to \$75,000	General	TBD	In-Progress	Because of the length of time for materials to arrive, this equipment is anticipated to be installed in late October.
District	Bus	\$95,850	General	Truck Center	Completed	The new bus was purchased and is ready to be used on routes starting Wednesday.
Bennington High School	Roof Repair	\$541,133	SBF	White Castle	In-Progress	The high school roof is roughly 65% completed. The project is expected to be completed by the middle of September. White Castle can continue to work on the roof without impacting instruction.
Heritage	Concrete Repair	\$68,982	General	Miktom	Completed	Repairs are completed on concrete near kindergarten drop-off, east entry, and bus loop areas.
Bennington Middle School	Concrete Repair	\$13,944	General	Miktom	Completed	Repairs are completed on concrete of the entry way and drop off area.
District	Modular	TBD	TBD	TBD	In-Progress	The district continues to look for the proper modulares for BHS. Costs for installation and transportation are significantly more than originally anticipated.

General Fund Budget Estimate for 2023-24

Expenditure Projections

1100 Regular Instructional Programs	\$	27,776,681
1200 Special Education - School Age	\$	5,146,921
2100 Support Services - Pupils	\$	2,796,673
2200 Support Services - Staff	\$	1,895,712
2300 General Administration	\$	1,002,182
2400 Office of Principal	\$	2,476,688
2500 Business Support	\$	740,252
2600 Maintenance/Operation of Plant	\$	5,607,677
2700 Pupil Transportation	\$	1,492,181
3400 Categorical Grants/Community Ops	\$	196,207
5000 Debt Services	\$	1,000,000
6200 Title I	\$	232,750
6300 Title IIA	\$	41,382
6400 IDEA	\$	579,792
6700 Fed Voc/Applied Tech (Perkins)	\$	300
6900 Title III	\$ -	
6999 ESSERS	\$	624,989
		<u>624,989</u>

General Fund Expenditures for 2023-24 \$ 51,610,387

Revenue Projections

1000 General Fund Receipts	\$	26,383,698
2000 County Aid	\$	108,964
3000 State Aid	\$	26,312,277
4000 Federal Aid	\$	1,402,941
5000 Non-Revenue	\$	<u>4,695</u>

General Fund Revenue for 2023-24 \$ 54,212,575

Total Projected Revenues:	\$	54,212,575
Total Projected Expenses:	\$	<u>51,610,387</u>
Cash Reserve Addition		<u>\$ 2,602,188.00</u>

*Will Increase Cash Reserve from 21.34% to 25.67% of GF Expenditures

Bennington Public Schools

Actual Enrollment

As of 8/7/24

7-Aug

Cohort Survival

By Grade	2018-19	2019-20	2020-21	2021-22	2022-23	2023-24	2024-25	Number	Percentage
Kindergarten	257	322	345	336	333	319	341		
1st Grade	301	273	326	361	354	344	327	8	2.40%
2nd Grade	253	319	280	341	377	377	359	15	4.24%
3rd Grade	259	279	336	297	356	382	393	16	4.24%
4th Grade	246	265	296	350	314	359	379	-3	-0.84%
5th Grade	219	255	282	314	361	328	364	5	1.59%
6th Grade	226	236	266	308	328	374	343	15	4.16%
7th Grade	240	242	250	278	313	325	375	1	0.30%
8th Grade	207	258	242	263	279	319	318	-7	-2.24%
9th Grade	212	232	262	249	263	268	313	-6	-2.15%
10th Grade	156	215	228	256	241	264	272	4	1.52%
11th Grade	155	164	220	228	256	237	264	0	0.00%
12th Grade	143	148	170	224	242	264	259	22	8.59%
TOTAL	2,874	3,208	3,503	3,805	4,017	4,160	4,307	70	1.82%
Percent Increase		11.62%	9.20%	8.62%	5.57%	3.56%	3.53%		

Student Growth Breakdown

Entry Exit Increase	179	197	166	109	77	77
Cohort Survival Increase	155	98	136	103	66	70
TOTAL Student Increase	334	295	302	212	143	147

Items of Note:

*Cohort Survival - The increase/decrease within a class from year-to-year (1st grade enrollment to 2nd grade enrollment, etc.)

*Entry/Exit - The number of incoming kindergarten students compared to exiting 12th grade students

*The Kindergarten class has been stable between 322 and 345 for six consecutive years.

*BPS has had a cohort survival increase average of 105 over the last six years. The last two years has been lower at an increase of 68.

*The Entry/Exit number has decreased from a high of 197 to a low last/this year of 77.

Bennington Public Schools

Individual Building Enrollments

8/7/2024

<u>By Grade</u>	Elementary Schools					Middle School		Bennington High School
	<u>Anchor Point</u>	<u>Bennington</u>	<u>Heritage</u>	<u>Pine Creek</u>	<u>Stratford</u>	<u>Bennington Middle School</u>	<u>Bennington South MS</u>	
Kindergarten	82	53	57	93	57			
1st Grade	71	54	73	69	60			
2nd Grade	84	56	76	86	58			
3rd Grade	67	80	77	100	69			
4th Grade	64	67	76	92	81			
5th Grade	50	67	77	114	56			
6th Grade						141	202	
7th Grade						157	218	
8th Grade						136	182	
9th Grade								313
10th Grade								272
11th Grade								264
12th Grade								259
TOTAL	418	377	436	554	381	434	602	1,108

Items of Note:

*Anchor Pointe has an additional 75 preschool students.

*YAP included in graduating class

Bennington Public Schools

Actual & Projected Enrollment

	HS Addition Elem (4)-AP			Elem (5)-ST BSMS (2)								
	Fall** 2018-19	Fall** 2019-20	Fall** 2020-21	Fall** 2021-22	Fall** 2022-23	Fall** 2023-24	8/7/2024 2024-25	2025-26	2026-27	2027-28	2028-29	2029-30
Elementary Enrollment	1,535	1,713	1,865	1,999	2,099	2,109	2,163	2,219	2,245	2,243	2,262	2,302
Elementary Capacity	104%	89%	97%	99%	84%	84%	86%	89%	90%	89%	90%	92%
Middle School Enrollment	673	736	758	849	919	1,018	1,036	1,113	1,162	1,266	1,309	1,296
Middle School Capacity	90%	98%	101%	113%	61%	68%	69%	74%	77%	84%	87%	86%
High School Enrollment	666	759	880	957	1,007	1,033	1,108	1,175	1,287	1,367	1,450	1,564
High School Capacity	89%	101%	77%	83%	88%	90%	96%	102%	112%	119%	126%	136%

% Increase	10.50%	11.62%	9.20%	8.62%	5.78%	3.35%	3.53%	4.63%	4.16%	3.89%	2.96%	2.82%
District Total	2,874	3,208	3,503	3,805	4,025	4,160	4,307	4,507	4,694	4,877	5,021	5,162
**Actual		334	295	302	220	135	147	200	188	182	144	142

Capacity:

Elem: AP/483, BE/483, HE/483, PC/575, ST/483 = 2,507

MS: BMS/750 & BSMS/750 = 1,500

HS = 1,150

Over 95%
90-94%
Under 89%

SERVICES AGREEMENT

This Contract for Services is made effective as of August 12, 2024, by and between BENNINGTON PUBLIC SCHOOL DISTRICT ("District") of 11620 North 156th, Bennington, Nebraska 68007, and RTG BUILDING SERVICES, INC. ("Contractor") of 8317 Grant Street, Omaha, Nebraska 68134.

1. DESCRIPTION OF SERVICES. Beginning on August 12 2024, Contractor will provide to Bennington Schools the services described in Schedule A, attached as part of this agreement (collectively, the "Services").

2. PAYMENT. District agrees to pay Contractor for the Services as follows:

Fees for Services performed by Contractor shall be the fixed base amount of \$80,000.00 per month. Fees shall be invoiced by Contractor to the District monthly on the first day of each month for the Services rendered by Contractor in the prior month. The District shall pay the undisputed amounts of such invoices within 30 days after the District receives an invoice. If the District disputes any or all portions of an invoice, the District shall give Contractor written notice of such dispute within thirty (30) days of the District's receipt of such invoice. Thereafter, the District and Contractor shall meet and attempt to resolve the disputed invoice in good faith.

The District may dispute all or part of any invoice based, in the District's sole discretion, on the District's perceived quality of the Services rendered by Contractor in the prior month. The District also may withhold payment from and may set off any payments due to Contractor for any uncured deficiencies in the Services, any uncured defaults by Contractor in this Agreement, and any damage caused by Contractor to the District's property or facilities. The District's dispute of an invoice or withholding or set off of payment shall not constitute a default by the District under this Agreement.

3. TERM. This Contract shall be in effect for three years from the effective date unless a written notice to terminate is given by either party. Either party may terminate this Agreement at any time during the term, with or without cause, by providing the other party written notice of termination with 30 days' advance notice. In the event of early termination by either party, District agrees to pay for services rendered through the termination date as provided in the written notice. This agreement will automatically renew for subsequent three-year periods if written notice of cancellation is not received by Contractor at least 30 days in advance of the end of the then current term.

4. Schedule. Contractor will provide cleaning services weekdays, Monday through Friday between the hours of 4pm and 12:30am unless directed otherwise by the District.

5. Event Pricing. Upon written request by an authorized representative of the District, Contractor may provide additional labor beyond the required basic Services described on Schedule A at the hourly rate of \$25.00 per hour for Saturday and Sunday. There will be no charge for weekday events.

6. Minimum payroll wage. Contractor will compensate their employees a minimum of \$15.00 per hour for services under the scope of work detailed in this contract.

7. Employee Bonus Program. Contractor will pay a bonus to those employees who work satisfactorily for one year under the scope of this agreement with no contribution by the District.

8. Consumables. Paper products, hand soap, trash liners will be furnished by District. All other equipment and products to perform the services under this agreement will be provided by Contractor.

9. CONFIDENTIALITY. Contractor, and its employees, agents, or representatives will not at any time or in any manner, either directly or indirectly, use for the personal benefit of Contractor, or divulge, disclose, or communicate in any manner, any information that is proprietary to District that is disclosed or becomes known to Contractor. Contractor and its employees, agents, and representatives will protect such information and treat it as strictly confidential.

10. Background Investigations. Contractor shall perform background investigations for its employees, and the employee must pass prior to being assigned to provide services to the District. Such employee background checks may be audited by the District upon request.

11. Master Key Custody. Contractor assumes full liability and holds the District harmless for lost master keys and all costs associated in the event buildings need to be rekeyed. Upon termination of this Contract, Contractor will return to District all keys and access cards that were used or controlled by Contractor during the term of this Contract.

12. INDEMNIFICATION. Contractor agrees to and shall indemnify, defend and hold harmless District, its board of education, administrators, teachers, staff, employees, agents and assigns, from any and all claims, demands, losses, expenses, lawsuits, or actions, including attorney fees, of any character, that may be asserted against District for any loss or damage to any property or for any injury to or death of any person, arising out of or relating to (i) Contractor's performance of Services under this Agreement, (ii) Contractor's failure to comply with legal or regulatory obligations in performing Services, and (iii) the negligent or willful acts or omissions of Contractor and Contractor's subcontractors, employees, agents or representatives.

13. WARRANTY. Contractor shall provide its services and meet its obligations under this Contract in a timely and workmanlike manner, using knowledge and recommendations for performing the services which meet generally acceptable standards in Contractor's community and region, and will provide a standard of care equal to, or superior to, care used by service providers similar to Contractor on similar projects.

14. DEFAULT. The occurrence of any of the following shall constitute a material default under this Contract:

- a. The failure to make a required payment when due.
- b. The insolvency or bankruptcy of either party.
- c. The subjection of any of either party's property to any levy, seizure, general assignment for the benefit of creditors, application or sale for or by any creditor or government agency.
- d. The failure to make available or deliver the Services in the time and manner provided for in this Contract.

15. REMEDIES. In addition to any and all other rights a party may have available according to law, if a party defaults by failing to substantially perform any provision, term or condition of this Contract (including without limitation the failure to make a monetary payment when due), the other party may terminate the Contract by providing written notice to the defaulting party. This notice shall describe with sufficient detail the nature of the default. If the default involves failure to make a required payment, the party receiving such notice shall have five (5) days from the effective date of such notice to cure the default(s). In the event of any other default, the party receiving such notice shall have 30 days from the effective date of such notice to cure the default(s). Unless waived in writing by a party providing notice, the failure to cure the default(s) within such time period shall result in the automatic termination of this Contract.

16. FORCE MAJEURE. If performance of this Contract or any obligation under this Contract is prevented, restricted, or interfered with by causes beyond either party's reasonable control ("Force Majeure"), and if the party unable to carry out its obligations gives the other party prompt written notice of such event, then the obligations of the party invoking this provision shall be suspended to the extent necessary by such event. The term Force Majeure shall include, without limitation, acts of God, fire, explosion, vandalism, storm or other similar occurrence, orders or acts of military or civil authority, or by national emergencies, insurrections, riots, or wars, or strikes, lock-outs, work stoppages. The excused party shall use reasonable efforts under the circumstances to avoid or remove such causes of non-performance and shall proceed to perform with reasonable dispatch whenever such causes are removed or ceased. An act or omission shall be deemed within the reasonable control of a party if committed, omitted, or caused by such party, or its employees, officers, agents, or affiliates.

17. ENTIRE AGREEMENT. This Contract contains the entire agreement of the parties, and there are no other promises or conditions in any other agreement whether oral or written concerning the subject matter of this Contract. This Contract supersedes any prior written or oral agreements between the parties.

18. SEVERABILITY. If any provision of this Contract will be held to be invalid or unenforceable for any reason, the remaining provisions will continue to be valid and enforceable. If a court finds that any provision of this Contract is invalid or unenforceable, but that by limiting such provision it would become valid and enforceable, then such provision will be deemed to be written, construed, and enforced as so limited.

19. AMENDMENT. This Contract may be modified or amended in writing by mutual agreement between the parties, if the writing is signed by the party obligated under the amendment.

20. GOVERNING LAW. This Contract shall be construed in accordance with the laws of the State of Nebraska.

21. NOTICE. Any notice or communication required or permitted under this Contract shall be sufficiently given if delivered in person or by certified mail, return receipt requested, to the address set forth in the opening paragraph or to such other address as one party may have furnished to the other in writing.

22. WAIVER OF CONTRACTUAL RIGHT. The failure of either party to enforce any provision of this Contract shall not be construed as a waiver or limitation of that party's right to subsequently enforce and compel strict compliance with every provision of this Contract.

23. CONSTRUCTION AND INTERPRETATION. The rule requiring construction or interpretation against the drafter is waived. The document shall be deemed as if it were drafted by both parties in a mutual effort.

24. CONTRACTOR INSURANCE. Contractor shall carry and maintain, at its sole cost and expense for the duration of the term of the Agreement, the following insurance with minimum limits equal to the amount indicated below:

Type of Coverage	Minimum Requirement
Commercial General Liability Insurance (including Bodily Injury, Personal Injury, Property Damage, Advertising Injury, and Medical Payments)	
Each Occurrence	\$1,000,000.00
General Aggregate	\$2,000,000.00
Automobile Liability Insurance (any automobile-leased or owned)	
Each Occurrence	\$1,000,000.00
General Aggregate	\$2,000,000.00
Workers Compensation	Statutory Limits
Employer's Liability	\$1,000,000.00

Commercial General Liability Insurance and Automobile Liability Insurance that shall protect the District from all claims of bodily injury, property damage, personal injury, death, advertising injury, and medical payments arising performing any portion of the Services. Contractor's General Liability Insurance and Automobile Liability Insurance shall name the District as an additional insured and shall be primary and not contributory to any insurance of the District. Workers' Compensation Insurance and Employers' Liability Insurance shall cover all of its employees performing any portion of the Services. Contractor shall supply to the District a copy of certificate(s) of insurance showing the above coverages. Insurance policies shall not be canceled or reduced in required limits of liability or amounts of insurance without at least thirty (30) days written notice to the District.

25. HAZARDOUS SUBSTANCES. Contractor shall not use, store, handle, dispose of, generate, or transport to or from District property any, hazardous waste, or substances, except as permitted according to law. Contractor shall, at all times, comply with all federal, state, and local laws, ordinances, and regulations relating to industrial hygiene or to environmental conditions on, under, or about the District's property.

26. FACILITY DEFECTS. Should Contractor when performing Services discover any defect or potentially hazardous condition of the District's property, buildings or facilities, Contractor shall timely notify the District in writing of such condition.

27. RECORDS. Contractor shall establish and maintain books and records reflecting the Services performed by Contractor under this Agreement. Contractor shall retain these records during the term of this Agreement and for two (2) years thereafter. Contractor shall permit the District, its agent or representatives, to audit, examine, and make excerpts, copies, and transcripts from all records, and to make audit(s) of all billing statements, invoices, records, and other data related to the Services covered by this Agreement.

28. INDEPENDENT CONTRACTOR. Contractor, in the performance of this Agreement, shall be and act as an independent contractor. Contractor understands and agrees that it and all of its employees shall not be considered officers, employees, agents, partner, or joint venture of the District, and are not entitled to benefits of any kind or nature normally provided employees of the District and/or to which District's employees are normally entitled, including, but not limited to, State Unemployment Compensation or Worker's Compensation. Contractor shall assume full responsibility for payment of all federal, state and local taxes or contributions, including unemployment insurance, social security and income taxes with respect to Contractor's employees.

29. NONDISCRIMINATION. In accordance with the Nebraska Fair Employment Practice Act, Neb. Rev. Stat. 48-1122, Contractor agrees that it nor any of its subcontractors or agents shall discriminate against any employee, or applicant for employment to be employed in the performance of this Agreement, with respect to hire, tenure, terms, conditions, or privileges of employment because of the race, color, religion, sex, disability, or national origin of the employee or applicant.

30. NEW EMPLOYEE WORK ELIGIBILITY STATUS. Contractor agrees to comply with the residency verification requirements of Neb. Rev. Stat. §4-108 through §4-114. Contractor is required and hereby agrees to use a federal immigration verification system to determine the work eligibility status of new employees physically performing services within the State of Nebraska. A federal immigration verification system means the electronic verification of the work authorization program authorized by the Illegal Immigration Reform and immigrant Responsibility Act of 1996, 8 U.S.C. 1324a, known as the E-Verify Program, or an equivalent federal program designated by the United States Department of Homeland Security or other federal agency authorized to verify the work eligibility status of a newly hired employee.

31. COMPLIANCE WITH LAW. Contractor shall comply with all federal, state and local laws, regulations, and ordinances with respect to performing the Services under this Agreement.

32. LIMITATION OF DISTRICT LIABILITY. Other than as provided in this Agreement, the District's total financial obligations under this Agreement shall be limited to the payment of the compensation provided in this Agreement. Notwithstanding any other provision of this Agreement, in no event, shall the District be liable, regardless of whether any claim is based on contract or tort, for any special, consequential, indirect or incidental damages, including, but not limited to, lost profits or revenue, arising out of or in connection with this Agreement for the services performed in connection with this Agreement.

33. Bennington Middle School Custodial Relief Assistance. The agreed hourly rate for temporary custodial relief assistance at the Bennington Middle School is \$25.00 per hour as needed.

At the discretion of the District, additional areas of the middle school may be assigned to RTG Building Services at the monthly rate of \$4538.00 in lieu of the hourly relief rate on a long term basis.

34. Electrostatic Disinfection. Per classroom, provided upon request at no cost presuming we don't experience pandemic conditions.

IN WITNESS WHEREOF, the parties hereto have caused this Agreement to be executed by their duly authorized representatives as of the date first above written. Dr. Aaron Plas, Superintendent for District, and Ramiro Gaitan, Owner for Contractor, effective as of the date first above written.

Service Recipient:

BENNINGTON PUBLIC SCHOOL DISTRICT ("District")

By: _____

Dr. Aaron Plas

Service Provider:

RTG BUILDING SERVICES, INC. ("Contractor")

By: Ramiro Gaitan

Ramiro Gaitan – President