

**BENNINGTON PUBLIC SCHOOLS
DOUGLAS COUNTY SCHOOL DISTRICT NO. 59
BOARD OF EDUCATION BUDGET HEARING
Monday, September 9, 2024 6:00 PM**

Mission Statement

"The mission of Bennington Public Schools is to provide educational opportunities in a safe, caring environment that will prepare all students to meet the challenges of the future."

- I. Call Special Public Budget Hearing to Order
- II. Presentation of 2024-2025 Budget
- III. Conduct Public Hearing on 2024-2025 Budget
- IV. Adjourn

NOTICE: COPY OF OPEN MEETINGS ACT: The Board of Education makes available at least one current copy of the Open Meetings Act posted in the meeting room at a location accessible to members of the public. The Act is posted on the wall of the Board room.

INSTRUCTIONS FOR THOSE WHO WISH TO SPEAK DURING PUBLIC FORUM: Getting Started: When it is your turn to speak during the public forum portion of the agenda, please come forward to the table situated immediately in front of the Board, sign your name and address on the sign-in sheet and state your name to the Board of Education. Time Limit: You may speak only one time and must limit comments to 5 minutes or less. Personnel or Student Topic: If you are planning to speak about a personnel or student matter involving an individual, please understand that our policies require that such concerns initially be directed to the administration for consideration. Board members will generally not respond to any questions you ask or comments you may make about individual staff members or students. You are cautioned that slanderous comments are not protected just because they are made at the Board meeting. General Rules: Please remember that this is a public meeting for the conduct of business of the Board of Education. Offensive language, personal attacks and hostile conduct will not be tolerated.

BY: BENNINGTON PUBLIC SCHOOLS

Bennington Public Schools 2024-25 Budget



September 2024



Overview



Funds	2024-2025 Budget Request	Tax Asking	Proposed Levy
General	\$54,871,784	\$27,817,927	0.982000
Special Building	\$12,545,048	\$1,235,854	0.018000
Bond	\$16,068,763	\$10,141,363	0.358000
QCPUF	\$643,188	\$0	0.000000
Depreciation	\$3,883,478		
Employee Benefit	\$318,480		
Activities	\$1,532,143		
School Nutrition	\$3,331,287		
Student Fee	\$69,822		
Cooperative	\$0		
Contingency	\$0		
Total	\$ 93,263,993	\$38,469,191	1.358000





About Bennington Public Schools




Growth by the Numbers

2.84% Growth - 4,278 (K-12) as of 9/1/24

- (AP-420, BE-373, HE-437, PC-556, ST-376, BMS-431, BSMS-599, HS-1,086)
- BPS is estimated to be right at 5,000 K-12 students by 2028-29

552 BPS Employees

- 388 Certified Staff
- 164 Support Staff
 - 55% of Certified Staff has 4 or less yrs.
 - 21% of Certified Staff has 10 or more yrs.



Valuation

Year	District Assessed Valuation	Yearly Increase	Percentage Increase
2020	\$1,671,808,941	\$172,707,635	11.52%
2021	\$1,875,308,934	\$203,499,933	12.17%
2022	\$2,128,252,110	\$252,943,176	13.49%
2023	\$2,574,696,225	\$446,444,115	20.97%
2024	\$2,832,782,814	\$258,086,589	10.02%
2016-25	Ten year average	\$195,489,966	12.48%
2016-20	Previous 5 Yr. Avg.	\$124,243,630	11.32%
2021-25	Last 5 Year Avg.	\$266,736,302	13.64%

Property Breakdown (2023): Residential/Central Assessed – 91.63%, Ag Land/Personal Property – 3.95%, Comm. and Indust. – 4.42%
 County Percentage Breakdown (2024): Douglas County - 97.3%, Washington County - 2.7%





About the Nebraska School Funding System



	<u>Key Points on How Nebraska Funds Public School Districts</u>	<u>Key Points on What the State Funding Means for Bennington Public Schools</u>	<u>Key Points on What the State Funding Means for Other School Districts</u>
Equalization Aid	The state determines basic funding needs for all schools. What the local property taxes can't cover, the state will provide the difference in equalization aid.	The local property taxes will cover 56.72% of the GF budget. <u>BPS is extremely reliant on equalization aid as it accounts for 14.60% of basic funding needs.</u>	Some schools do not need equalization aid because their local property taxes can cover basic funding needs.
Valuation & Equalization Aid	As valuation increases, equalization aid to the district decreases the following year.	The 10.02% increase in valuation for 2024-25 provides additional funds, but <u>BPS will lose an equal amount of equalization aid in 2025-26.</u>	For schools that do not need equalization aid, valuation increases result in additional funds for the school.
Foundation Aid	The state funding formula provides \$1,500 per student of Foundation Aid.	If you are an equalized school like BPS, the \$1,500 per student results in <u>\$0 extra dollars to the district.</u>	Non-equalized schools receive \$1,500 per student resulting in additional funds for the school.
SPED Funding	The state funding formula reimburses 80% for SPED expenses.	BPS will receive roughly <u>\$4,755,394 in SPED funding in 2024-25.</u> This represents 9.01% of all GF revenues.	SPED funds will help both equalized and non-equalized schools.
Student Enrollment Growth	Average student enrollment growth in the state is 0.8%.	<u>Average student enrollment growth in BPS is 3-10%.</u> This results in additional needs each year.	Very few schools in the history of Nebraska have experienced enrollment growth like Bennington.
Levy Reductions	The added money from Foundation Aid, SPED funding, and valuation increases should lower property tax levies.	Equalized districts like BPS, are not always able to lower the levy because of the reduction in subsequent years. For example, <u>revenue for BPS is down 1.85% in 24-25 because of valuation increases in 23-24.</u>	Metro area school districts all have different circumstances including being equalized/unequalized and growth. This means their levies can vary from what BPS is able to do.

Caps/Lids/Limits

Statutory Limits for School Districts	Proposed Budget
General Fund/Special Building Fund tax levy is capped at \$1.05	\$1.00
Budget Authority (minus SPED/allowances) provided by NDE for BPS is \$46,883,586	\$46,883,586
Cash Reserve limit provided by NDE for BPS is \$13,717,946	\$13,633,344
Property Tax Request Authority (GF/SBF) provide by the state for BPS is \$32,204,461	\$28,327,828





Expenses



General Fund Budget

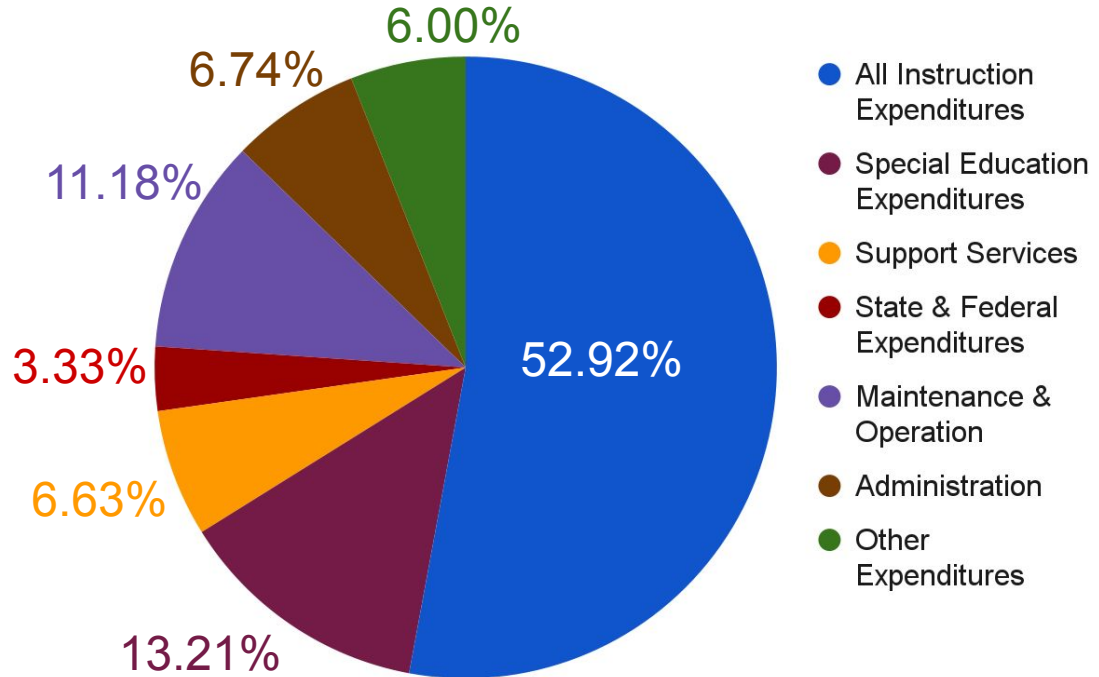
2024-25 NDE GF Budget of
\$54,871,784

- ✓ Personnel costs make up 81.73% of the total budget
- ✓ Personnel increase is estimated at \$3,100,759 or approximately 266% of the total increase
- ✓ Elementary class size increased to 19.5
- ✓ Payroll increase of 7.75%
- ✓ Accounts Payable decrease of 16.71%
- ✓ \$4,014 under the state average for per pupil costs which equates to 77% of state average
 - FIFTH LOWEST IN STATE OF NEBRASKA



GF Financial Expenditures for 2024-25

Category	Percent	Funds
All Instruction Expenditures	52.92%	\$ 29,037,230.00
Special Education Expenditures	13.21%	\$ 7,247,855.00
Support Services	6.63%	\$ 3,639,167.00
State & Federal Expenditures	3.33%	\$ 1,825,714.00
Maintenance & Operation Expenditures	11.18%	\$ 6,132,337.00
Administration	6.74%	\$ 3,699,082.00
Other Expenditures	6.00%	\$ 3,290,399.00
Total Actual GF Budget		\$ 54,871,784.00



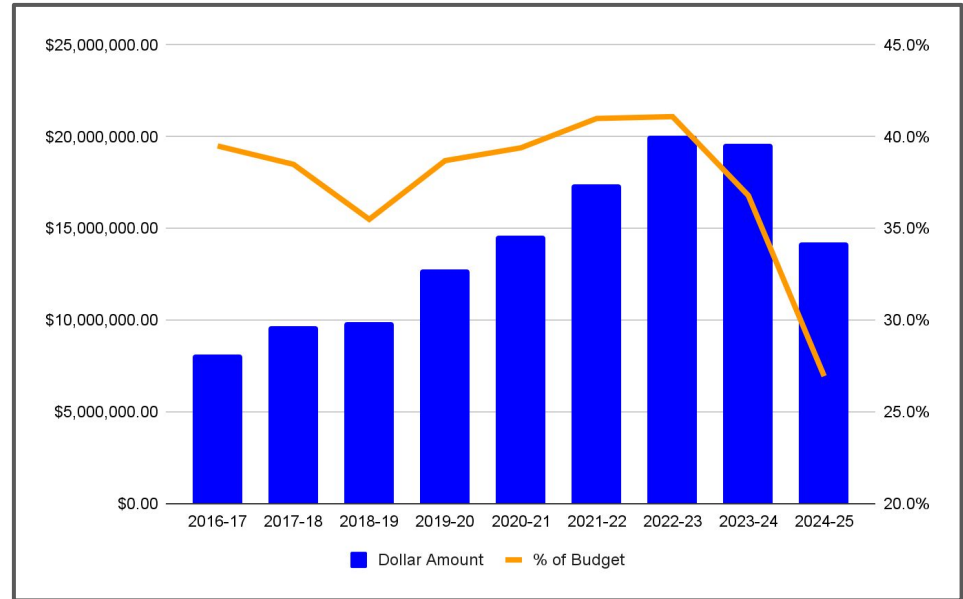


Revenue



State Aid - \$14,223,314

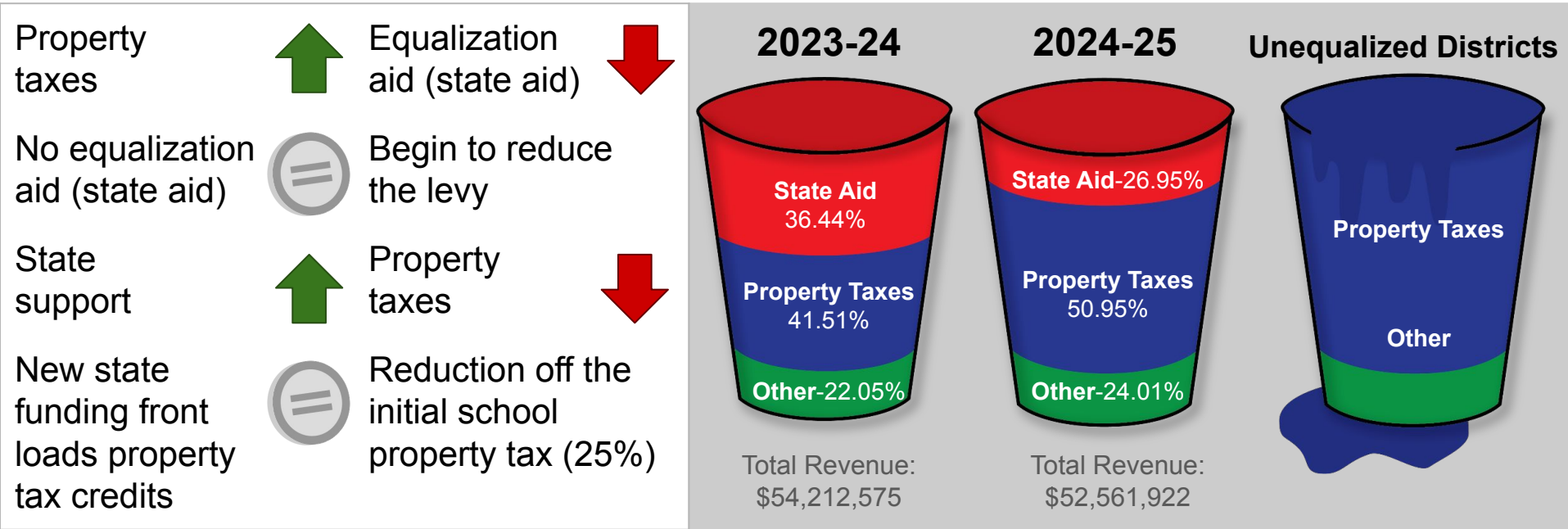
- **\$5,372,223 DECREASE**
 - Second Consecutive Decrease
 - New School Adjustment (\$1.2m)
 - Valuation Increase (21%)
- **26.95% of the total estimated General Fund Revenue**
 - 10% Decrease compared to 23-24
 - Lowest in School History



Equalization Aid System

BPS is one of the most heavily reliant districts in the state on equalization aid.

The "cup" is the needs for the district as determined by the state aid system.



Other Actual Receipts - \$12,671,473

- \$812,148 Estimated Increase Compared to 23-24 Actual
- This is 24.01% of the total General Fund Revenue
- SPED Funding accounts for 38% of the total OAR

Examples of OAR:

Special Education:	\$4,755,394
Motor Vehicle Taxes:	\$3,200,000
Federal Receipts:	\$1,015,989
Property and Personal Tax Credit:	\$1,101,590
State Apportionment:	\$ 835,000
Homestead Exemption:	\$ 625,000
Transportation Fees:	\$ 200,000
County Fines & License Fees:	\$ 115,000
Public Power District Sales Tax:	\$ 50,000
Tuition:	\$ 35,000
Local License Fees:	\$ 1,000

BUDGET

Property Tax Request

- General Fund: \$27,817,927
 - \$3,306,819 Increase
 - Represents 50.95% of the total General Fund revenue
 - Increase of 13% compared to prior year
 - Helping offset \$5.4 million state aid loss
 - Represents 72.31% of all tax asking

- Special Building Fund: \$509,901
 - \$725,953 Decrease
 - Decrease of 58.74% compared to prior year
 - Represents 1.33% of all tax-asking

- Bond/QCPIUF Fund: \$10,141,363
 - \$923,951 Increase
 - Increase of 10.02% compared to prior year
 - Represents 26.36% of all tax-asking

	2024-2025 Proposed Property Tax Request	Proposed 2024 Tax Rate
General Fund	\$27,817,927	0.982000
Bond Fund(s) K-12	\$10,141,363	0.358000
Special Building Fund	\$509,901	0.018000
QCPIUF	\$0	0.000000
Total	\$38,469,191	1.358000

- Same Levy Rate as 2023-24 which was lowest in 12 years!
 - 2023-24 levy was reduced 6.76 cents
- Bond/QCPIUF Bond levies were combined with payoff of QCPIUF bond in 2023-24



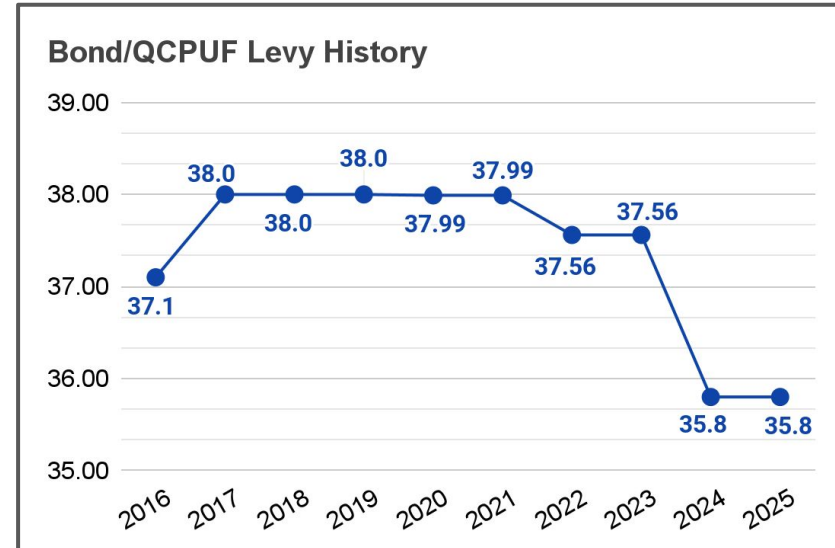
Bond/QCPUF Fund

History of Bond Issues



Bond/QCPUF Fund Levy

- Six bond issues since 2003 - \$198,000,000
- Since 2016 the Bond/QCPUF levy was between 37.5-38 cents
 - *Reduce Bond/QCPUF levy to 35.8 in 2023*
 - *Lowest Bond/QCPUF levy since 2014*
- QCPUF bond for \$4 million in 2016
 - *Paid off early in 2023*



Bond/QCPUF Fund

Principal Payments

The District has \$165,270,000 in outstanding debt

- Reviewing Possibility of an Additional \$2 million Principal Payment in 2024-25



Opportunities to pay off principal earlier based on valuation changes over the years.

- Projected to pay off \$63,900,000 in bond principal over the next 10 years
- Projected to pay off \$109,860,000 in bond principal over the 15 years

\$27,810,000
Next 5 Years

\$36,090,000
Years 6-10

\$45,960,000
Years 11-15

\$55,410,000
Remaining 8 Years

These are scheduled principal payments but could be accelerated

Joint Public Hearing - Green Postcard

Joint Public Hearing

- Applies to counties, cities, school districts, and community colleges
- Entity must participate in a joint public hearing if budget exceeds two percent plus growth rate excluding bonds
 - 4.98% for BPS in 2024-25
- The representative of each political subdivision must give a brief presentation at the hearing
- The county assessor will mail postcards around September 12th
- An elected official must also be in attendance

Green Postcard Questions

Why did I receive this postcard in the mail?

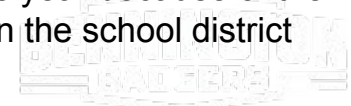
- Answer: Districts that increase their tax-asking by more than two percent, plus growth, are mandated to attend a Joint Public Hearing with all other political subdivisions that also increased their tax-asking by more than two percent. The public has a chance to provide comment to all political subdivisions at the meeting.

Does this postcard mean my taxes are going up?

- Answer: The postcard means the property tax-asking requested by the district went up more than two percent.

Did you say the levy was staying the same? Why did I get this postcard?

- Answer: While the BPS levy is remaining steady at \$1.358, the district tax-asking is increasing compared to the previous year because of the valuation increases within the school district boundaries.





Questions?

