

**BENNINGTON PUBLIC SCHOOLS  
DOUGLAS COUNTY SCHOOL DISTRICT NO. 59  
BOARD OF EDUCATION REGULAR MEETING  
Monday, September 9, 2024 6:00 PM**

**Mission Statement**

*"The mission of Bennington Public Schools is to provide educational opportunities in a safe, caring environment that will prepare all students to meet the challenges of the future."*

- I. Call Meeting to Order
- II. Public Forum
- III. Consent Agenda (Note: Items on the consent agenda are considered routine and will be enacted under one motion. There will be no separate discussion of these items at the meeting unless a Board Member requests an item removed from the agenda for separate action.)
  - A. Approval of Agenda
  - B. Approval of Previous Minutes
  - C. Presentation of Bills for Approval and Payment
  - D. Personnel: Resignation(s) and Hiring of Personnel
- IV. Items Removed From the Consent Agenda for Separate Action
- V. Reports
  - A. Administrative Reports
  - B. Committee Report(s)
  - C. Coordinator Report- Stacy Hawn
  - D. Spotlight Report- AP/Dual Enrollment
  - E. Lobbyist- None
- VI. Unfinished Business
- VII. New Business
  - A. Review 2024-2025 Budget Projections and Timelines
  - B. Executive Session to Discuss Pending Litigation
- VIII. Time and Date of Next Regular Meeting
- IX. Adjournment

**NOTICE:** COPY OF OPEN MEETINGS ACT: The Board of Education makes available at least one current copy of the Open Meetings Act posted in the meeting room at a location accessible to members of the public. The Act is posted on the wall of the Board room.

**INSTRUCTIONS FOR THOSE WHO WISH TO SPEAK DURING PUBLIC FORUM:** Getting Started: When it is your turn to speak during the public forum portion of the agenda, please come forward to the table situated immediately in front of the Board, sign your name and address on the sign-in sheet and state your name to the Board of Education. Time Limit: You may speak

only one time and must limit comments to 5 minutes or less. Personnel or Student Topic: If you are planning to speak about a personnel or student matter involving an individual, please understand that our policies require that such concerns initially be directed to the administration for consideration. Board members will generally not respond to any questions you ask or comments you may make about individual staff members or students. You are cautioned that slanderous comments are not protected just because they are made at the Board meeting. General Rules: Please remember that this is a public meeting for the conduct of business of the Board of Education. Offensive language, personal attacks and hostile conduct will not be tolerated.

BY: BENNINGTON PUBLIC SCHOOLS

City of Bennington  
City Council / School Board Meeting Minutes  
Monday, August 12, 2023; 5:00 p.m.  
City Office, 15505 Warehouse St.  
Bennington, NE  
402-238-2375

Call to Order - Roll Call – Open Meetings Act

Mayor Zac Johns called the meeting to order on Monday, August 12 at 5:05 p.m. City Council members in attendance were Clint Adams, Kaye Bridgeford, Josh Dowding, and Mayor Zac Johns.

School Board members in attendance were Jeremy Dick, Tim Dreessen, Kara Neuverth, Steve Shannon, Allyson Slobotski, and Superintendent Aaron Plas.

Also in attendance were Assistant Superintendent of Operations Matt Blomenkamp, Director of Secondary Education Jimmy Feeney, Police Chief Drew Hilscher, District Secretary Jodi McCoy, and City Clerk Mindi Laaker.

The Open Meetings Act location that is available for the public was identified.

Items for Discussion include:

- Future School Facilities, Site Map and Growth Projections,
- City Economic Development Plan,
- City Infrastructure Projects,
- New City of Bennington Residential, Commercial, and Industrial Developments,
- Park/Green Space Development Plans - Update and Review of Plan, and
- Future Collaborations.

Public Comments on any Agenda Items

There were no comments.

Adjourn

The meeting was adjourned at 5:37 p.m.

Submitted by Mindi Laaker- Bennington City Clerk

**BENNINGTON PUBLIC SCHOOLS  
DOUGLAS COUNTY SCHOOL DISTRICT NO. 59  
BOARD OF EDUCATION REGULAR MEETING  
MONDAY, AUGUST 12, 2024 6:00 P.M.  
BENNINGTON DISTRICT BOARD ROOM**

Posting Information: Notice published in the Daily Record on 08/09/2024. Notice of meeting posted on the District website. Agendas were posted at Bennington Public School buildings three days prior to the meeting date.

Attendance Taken at 5:57 PM. Jeremy Dick: Present, Tim Dreessen: Present, Kara Neuverth: Present, Kristi Ryan: Absent, Steve Shannon: Present, Allyson Slobotski: Present.

**I. Call Meeting to Order-** President Allyson Slobotski called the meeting to order at 6:00 p.m., noting the meeting is governed by the Open Meetings Act. The Board of Education makes available at least one current copy of the Open Meetings Act posted in the meeting room at a location accessible to members of the public.

**II. Public Forum-** Two members of the public were present to speak.

**III. Consent Agenda (Note: Items on the consent agenda are considered routine and will be enacted under one motion. There will be no separate discussion of these items at the meeting unless a Board Member requests an item removed from the agenda for separate action.)**

A. Approval of Agenda

B. Approval of Minutes of the Monday, July 8, 2024 - Regular Meeting, Monday, July 8, 2024 - Special Hearing, July 17, 2024 - Board Retreat

C. Presentation of August Bills for Approval and Payment

D. Personnel: Resignation(s) and Hiring of Personnel

**MOTION PASSED:** Motion to approve the consent agenda as presented, passed with a motion by Kara Neuverth and a second by Jeremy Dick. Jeremy Dick: Yea, Tim Dreessen: Yea, Kara Neuverth: Yea, Steve Shannon: Yea, Allyson Slobotski: Yea

**August 2024 Personnel Notes:** **Certificated Staff Hire:** None **Support Staff Hire:** Natalie Salt- Food Service at Stratford, John Herrley- bus driver, Laura Devoe- paraprofessional at Anchor Pointe, McKenzie Mitchell- paraprofessional at Pine Creek, Sheena Eipperle- paraprofessional at Bennington Middle School, Anna Nardella- paraprofessional at Heritage, Codi Burnham- preschool paraprofessional at Anchor Pointe, Ethan Tarantino- paraprofessional at Heritage, Amanda Thome- paraprofessional at Anchor Pointe, Kristin McCrillis- paraprofessional at Bennington Elementary, Emma Hansen- paraprofessional at Bennington Elementary, Danielle Doan- paraprofessional at Bennington Elementary, Garet Wright- paraprofessional at Heritage, Lily Hinkel- paraprofessional at Bennington South Middle School. **Certificated Staff Resignations:** None **Classified Staff Resignations:** Lonnie Janssen, Drew Carbaugh, Lisa Komor, Mackenzie Sederburg.

**IV. Items Removed from the Consent Agenda for Separate Action-** No items were removed from the Consent Agenda.

**V. Reports- Administrative Reports: Elementary-** No report given due to Open House Night. **Middle School-** No Report due to Open House Night, **High School-** No report given due to Open House Night. **Student Services-** Dan Bombeck, **Operations-** Matt Blomenkamp, **CIA Report-** Shannon Thoendel, **Superintendent-** Aaron Plas. **Committee Reports:** Building/Finance, Curriculum, Policy, **Coordinator-** Transportation - Jeremy Edens, **Spotlight-** Summer School- Alison Dellwo, Andrew Miner, Larissa Horvath, Cody Bobolz, **Lobbyist-** Aaron Plas

#### **VI. Unfinished Business**

**VI.A. Review Progress on Previously Approved Summer Maintenance/Transportation Purchases-** The Building/Finance Committee met several times throughout July to discuss the summer maintenance proposals and repair projects. A review was provided to the Board.

#### **VII. New Business**

**VII.A. Discussion on 2023-24 Budget-** The District's fiscal year ends on August 31st. The Board was updated on where the District expects to end the school year within the General Fund.

**VII.B. Review 2024-25 Enrollment Projections-** This was an informational item for the Board.

**VII.C. Discuss, Consider, and Take Action to Approve Contract for Night-Time Cleaning Services-** The district received six bids, with five of them being complete and qualified bids. The contract with RTG Building Services, Inc. was unanimously recommended for approval by the Building/Finance Committee.

**MOTION PASSED:** Motion to approve the three-year contract between Bennington Public Schools and RTG Building Services, Inc. as presented for night-time contracted cleaning services, passed with a motion by Allyson Slobotski and a second by Tim Dreessen. Jeremy Dick: Yea, Tim Dreessen: Yea, Kara Neuverth: Yea, Steve Shannon: Yea, Allyson Slobotski: Yea

#### **VIII. Time and Date of Next Regular Meeting-**

August 26th - Special Meeting to Clear Bills @ 5:00PM - District Office

September 9th – Budget Hearing at 6:00PM – Bennington District Office

September 9th – Regular Board Meeting following Budget Hearing – Bennington District Office

**IX. Adjournment-** Motion to adjourn the meeting at 7:28 p.m. made by Jeremy Dick and a second by Tim Dreessen. All in favor.

Jodi McCoy- Board of Education Recording Secretary

**BENNINGTON PUBLIC SCHOOLS  
DOUGLAS COUNTY SCHOOL DISTRICT NO. 59  
BOARD OF EDUCATION SPECIAL MEETING  
MONDAY, AUGUST 26, 2024 5:00 PM  
BENNINGTON DISTRICT BOARD ROOM**

Posting Information: Notice published in the Daily Record on 08/09/2024. Notice of meeting posted on the District website. Agendas posted at all Bennington Public School buildings three days prior to the meeting date.

**I. Call Meeting to Order-** President Allyson Slobotski called the meeting to order at 5:05 p.m., noting the meeting is governed by the Open Meetings Act. The Board of Education makes available at least one current copy of the Open Meetings Act posted in the meeting room at a location accessible to members of the public.

**II. Public Forum-** No one from the public was present to speak.

**III. Approve Final 2023-2024 School Year Bills for Payment-** The bills from August 12<sup>th</sup> to August 26<sup>th</sup> are presented. This invoice report is always larger with the start of the year.

**MOTION PASSED:** Motion to approve transfers and bills for payment as presented. This motion, made by Tim Dreessen and seconded by Jeremy Dick, passed. Jeremy Dick: Yea, Tim Dreessen: Yea, Kara Neuverth: Yea, Kristi Ryan: Yea, Steve Shannon: Yea, Allyson Slobotski: Yea

**IV. Date and Time of Next Meeting-** September 9<sup>th</sup> – Budget Hearing at 6:00PM – Bennington District Office. September 9<sup>th</sup> – Regular Board Meeting following Budget Hearing – Bennington District Office

**V. Adjourn-** Motion to adjourn the meeting at 5:09 p.m., made by Jeremy Dick and seconded by Tim Dreessen, passed. Jeremy Dick: Yea, Tim Dreessen: Yea, Kara Neuverth: Yea, Kristi Ryan: Yea, Steve Shannon: Yea, Allyson Slobotski: Yea

Jodi McCoy- Board of Education Recording Secretary

Vendor Name	Vendor Description	Amount
<b>DEPRECIATION</b>		
AMAZON CAPITAL SERVICES		\$5,685.65
Fund Number 03		\$5,685.65
Checking Account ID DEPRCHECK		\$5,685.65
<b>GENERAL FUND CHECKING</b>		
A UNITED AUTOMATIC DOORS & GLASS, INC		\$294.32
ACCESS SYSTEMS LEASING		\$19,778.81
ACCESS SYSTEMS		\$498.91
AMAZON CAPITAL SERVICES		\$9,933.79
AMPLIFY EDUCATION, INC		\$800.32
APPLE INC		\$299.00
Assmann, Kathryn		\$19.23
Austin, Marc		\$43.55
BAND SHOPPE		\$460.05
Barada, Landon		\$13.13
BENNINGTON AUTO INC		\$1,047.32
Blevins, Cole		\$251.25
BLICK ART MATERIALS		\$72.20
Blomenkamp, Matthew		\$49.58
Bobolz, Cody		\$97.82
Bottorff, Alexandria		\$55.61
Bouaphakeo, Ann		\$79.73
BOURNE ENTERPRISES		\$1,050.00
CAPSAN		\$86.66
CAREERSAFE LLC		\$224.00
Christian, Jack		\$21.44
COX BUSINESS		\$1,308.79
CUBBY'S, INC		\$7,794.75
CULLIGAN		\$40.00
DAILY RECORD, THE		\$482.65
DeHart, Melissa		\$57.29
DEMCO, INC		\$108.26
DH PACE COMPANY		\$2,472.44
DIETZE MUSIC HOUSE, INC		\$3,161.01
DOUGLAS COUNTY SHERIFF		\$66,509.24
ECHO GROUP, INC		\$22.68
Ehlers, Jessica		\$26.93
ELECTRICITY, LLC		\$2,288.31
Engel, Olivia		\$17.82
ESU 3		\$248.00
FASTSIGNS		\$114.58
Feeney III, James		\$133.69
FILTER SHOP, INC		\$795.80
Fitzgerald, Abby		\$67.34
FOLLETT CONTENT SOLUTIONS, LLC		\$335.75
FULL COMPASS SYSTEMS, LTD		\$193.73
GENERAL FIRE AND SAFETY		\$1,065.00
GRAINGER		\$558.26
Gutz, Stacy		\$99.16
HD SUPPLY FORMERLY HOME DEPOT PRO		\$606.25
HY-VEE INC		\$2,212.67
I3 BANK		\$80.00
INTERSTATE POWER SYSTEMS, INC		\$2,777.21

Vendor Name	Vendor Description	Amount
IXL LEARNING		\$52,350.00
Johanek, Jay		\$117.92
JUST FOR KIDS THERAPY INC		\$22,075.00
KCAV		\$1,883.30
Kessell, Christopher		\$155.44
KNUDSEN OIL & FEED		\$929.54
LAKESHORE LEARNING MATERIALS		\$80.39
Lamberty, Gregory		\$103.18
LEARNING WITHOUT TEARS		\$47.00
LESSONPIX INC		\$1,224.00
LIBERTY HARDWOODS, INC		\$1,093.45
Loptin, Robbie		\$181.57
MADONNA SCHOOL		\$750.00
Matland, Charles		\$119.93
Mattson, Tara		\$46.23
McNAMARA, TIM		\$5,760.00
METAL DOORS & HARDWARE CO.		\$77.00
METROPOLITAN UTILITIES DISTRICT		\$18,848.76
Mitchell, Millie		\$17.55
MMC MECHANICAL CONTRACTORS, INC		\$16,402.90
N2Y LLC		\$8,464.86
NCS PEARSON, INC.		\$258.64
NEBRASKA ASSOCIATION OF TECHNOLOGY ADMINISTRATORS		\$65.00
NEBRASKA CHAPTER OF NATIONAL SCHOOL PUBLIC RELATIONS ASSOC		\$35.00
NEBRASKA DEPARTMENT OF EDUCATION		\$125.00
NEBRASKA STATE FIRE MARSHAL AGENCY		\$120.00
NEBRASKA TURF PRODUCTS		\$1,275.40
NEBRASKA.GOV		\$398.00
NEXTGEN FURNITURE, INC.		\$516.91
NMC INC		\$341.49
NORTHWALL STRATEGIES		\$9,500.00
ODEYS INC		\$845.95
Ohlson, Calena		\$45.56
OMAHA DOOR & WINDOW CO, INC		\$534.36
OMAHA WORLD-HERALD, THE		\$99.00
ONE SOURCE		\$2,410.20
OPPD		\$75,547.00
Panning, Emily		\$205.69
PASCO SCIENTIFIC		\$756.00
PERRY LAW FIRM		\$1,865.50
Plas, Aaron		\$168.84
PORT-A-JOHNS INC		\$325.00
POWERSCHOOL GROUP LLC		\$7,835.40
PRESTO-X		\$1,731.00
PRIME SECURED, INC		\$985.00
PUBLICATION PRINTING OF NE		\$1,650.55
Reinwald, Alexander		\$56.28
RISE VISION		\$1,998.00
RTG BUILDING SERVICES, INC		\$81,377.08
SCHOLASTIC INC		\$329.67
SCHOOL DATEBOOKS		\$1,552.44
SCHOOLMASTERS SAFETY		\$46.40
Sindelar, Kathryn		\$143.97
STERICYCLE, INC		\$372.12

Vendor Name	Vendor Description	Amount
SUBURBAN SCHOOLS' PROGRAM		\$1,429.94
TK ELEVATOR CORPORATION		\$179.55
TOKEN FOR TOYS		\$120.00
TRADE WELL PALLET, INC		\$4,180.00
TRANE US INC		\$1,178.00
UNIVERSITY OF NE MEDICAL CENTER		\$6,000.00
UNIVERSITY OF NEBRASKA OMAHA - CEHHS		\$100.00
US BANK		\$17,099.51
USIC LOCATING SERVICES, LLC		\$441.14
VERIZON		\$389.69
VIRCO INC		\$3,499.18
WALDINGER CORPORATION, THE		\$959.32
WEST MUSIC		\$228.87
WHITE CASTLE ROOFING		\$2,421.00
WM CORPORATE SERVICES, INC		\$7,526.92
Young, Norise		\$77.18
Fund Number 01		<hr/> \$498,829.10
Checking Account ID GENERAL		<hr/> \$498,829.10
<b>SPECIAL BUILDING FUND - CHECKING</b>		
HAUSMANN CONSTRUCTION, INC		\$98,510.00
Fund Number 13		<hr/> \$98,510.00
Checking Account ID SPECBLDG		<hr/> \$98,510.00
<b>STUDENT FEE FUND</b>		
US BANK		\$284.40
Fund Number 22		<hr/> \$284.40
Checking Account ID STUDENTFEE		<hr/> \$284.40

Cash Flow Report

Regular; Processing Month 08/2024

Fund Number		Beginning Cash	Revenues	Expenses	Payables Change	Ending Cash
01	GENERAL FUND CHECKING	144,410.66	17,445.64	(5,262,161.09)	0.00	115,923.14
02	NUTRITION SERVICES	916,459.12	179,597.85	(37,109.56)	0.00	1,058,947.41
03	DEPRECIATION	975,634.85	550,370.11	0.00	0.00	650,370.11
04	SPECIAL BUILDING FUND - SAVINGS	239,245.77	389,246.18	0.00	0.00	417,091.55
05	UNEMPLOYMENT - SAVINGS	9,122.59	0.75	0.00	0.00	9,123.34
06	GENERAL - SAVINGS	611,585.27	8,002,265.21	0.00	0.00	92,575.69
08	BUSINESS ACCT	15,500.00	0.00	0.00	0.00	15,500.00
13	SPECIAL BUILDING FUND - CHECKING	50,008.82	8.69	(211,409.22)	0.00	50,008.69
14	BUILDING FUND - NLA	10,593,082.21	45,034.14	0.00	0.00	10,638,116.35
15	QSC BONDS - NLA	0.01	0.00	0.00	0.00	0.01
16	QSC BONDS -SAVINGS	88,304.18	145,924.09	0.00	0.00	234,228.27
18	GENERAL FUND CDARS	9,694,944.85	35,836.81	0.00	0.00	13,035,828.52
19	BUILDING FUND CDARS	953,596.53	3,448.05	0.00	0.00	957,044.58
20	DEPRECIATION CDARS	2,871,308.94	12,730.21	0.00	0.00	3,759,674.00
21	ACTIVITY FUND	398,951.74	196,478.65	(84,615.78)	0.00	510,814.61
22	STUDENT FEE FUND	43,174.04	10,137.15	(838.85)	0.00	52,472.34
24	QSC BONDS CDARS	370,275.85	1,338.83	0.00	0.00	371,614.68
25	BOND FUND	5,260,604.15	2,777,311.51	0.00	0.00	8,037,915.66
27	UNEMPLOYMENT CDARS	294,809.73	1,065.96	0.00	0.00	295,875.69
Grand Total:		33,531,019.31	12,368,239.83	(5,596,134.50)	0.00	40,303,124.64

Vendor Name	Vendor Description	Amount
NUTRITION SERVICES		
AMAZON CAPITAL SERVICES		\$47.26
FRANKLIN, CALLY		\$600.00
HEARTLAND SCHOOL SOLUTIONS		\$15,789.00
HOODZ OF OMAHA-LINCOLN		\$4,690.00
Kalian, Kristina		\$55.70
MMC MECHANICAL CONTRACTORS, INC		\$194.40
US BANK		\$612.24
WOODS, AIMEE		\$10.10
Fund Number 02		<hr/> \$21,998.70
Checking Account ID HOTLUNCH		<hr/> \$21,998.70

Vendor Name	Vendor Description	Amount
ACTIVITY FUND		
AMAZON CAPITAL SERVICES		\$1,889.31
ANTON, SAM		\$160.00
AVIVE SOLUTIONS, INC.		\$3,669.93
BAND SHOPPE		\$2,559.25
BEATRICE HIGH SCHOOL		\$250.00
BENNINGTON BASEBALL CLUB INC		\$150.00
BRUNGARDT, RODNEY		\$200.00
BSN SPORTS LLC		\$2,194.78
BURMOOD, ADAM		\$140.00
CENTER TROPHY COMPANY		\$76.00
CURZON PROMOTIONAL GRAPHICS		\$160.00
DUEKER, AARON		\$125.00
EASTERN MIDLANDS CONFERENCE		\$500.00
ELECTRICITY, LLC		\$2,070.14
ELKHORN SOUTH HIGH SCHOOL		\$150.00
EVANS CUSTOM APPAREL, INC		\$1,830.00
FITZKE, ANDREW		\$140.00
FITZKE, TYLER		\$140.00
FOOTE, JEREMY		\$140.00
GRETNA EAST HIGH SCHOOL		\$175.00
GRETNA HIGH SCHOOL		\$325.00
HAMMOND, NEIL		\$70.00
HAUFF MID AMERICA SPORTS		\$10,093.92
HOWIES ATHLETIC TAPE		\$1,312.35
JOHNSON FITNESS & WELLNESS		\$137.12
LEXINGTON HIGH SCHOOL		\$100.00
MANEK, KEVIN		\$160.00
METRO BASKETBALL COACHES ASSOC		\$80.00
NE HIGH SCHOOL SPORTS HALL OF FAME FDTN		\$531.00
NORFOLK HIGH SCHOOL		\$225.00
ODEYS INC		\$799.90
OHLINGER, HAROLD		\$160.00
PORTA PHONE		\$593.26
RADDATZ, DAVID		\$70.00
RAMAEKER, ANDY		\$160.00
RAMAEKER, ANTHONY		\$0.00
REIMERS, JAMES		\$140.00
RESISTANCE BAND TRAINING SYSTEMS, LLC		\$788.77
RSCHOOLTODAY		\$670.00
SDM DJ ENTERTAINMENT		\$2,200.00
SECURLY INC.		\$3,499.60
SEWARD HIGH SCHOOL		\$200.00
SIDELINE POWER		\$398.50
SIGN GYPSIES		\$92.00
SPORTBOARDZ LLC		\$134.50
SWAY MEDICAL INC		\$1,256.50
Tryon, Katie		\$500.00
UNIVERSAL DANCE ASSOCIATION		\$1,281.00
US BANK		\$399.60
VARSITY SPIRIT FASHIONS		\$41,258.35
WEST POINT-BEEMER		\$100.00
Fund Number 21		\$84,455.78

Checking Account ID    ACTIVITY    \$84,455.78

Vendor Name	Vendor Description	Amount
-------------	--------------------	--------

Regular; Beginning Month 08/2024; Processing Month 08/2024; Accounts to Include Accounts with Activity; Fund Number 21

Fund: 21 ACTIVITY FUND

<u>Chart of Account Number</u>	<u>Chart of Account Description</u>	<u>Beginning Balance</u>	<u>Expenses</u>	<u>Revenues</u>	<u>Balance Change</u>	<u>Balance</u>
21 765 0100	HS Athletics	17,321.12	2,418.99	94,725.84	0.00	109,627.97
21 765 0101	BMS Athletics	17,096.30	49.90	12,500.00	0.00	29,546.40
21 765 0102	BSMS Athletics	2,558.71	0.00	13,084.00	0.00	15,642.71
21 765 0105	Football	18,853.87	5,584.55	0.00	0.00	13,269.32
21 765 0110	BMS Football	(12,902.61)	1,141.60	0.00	0.00	(14,044.21)
21 765 0111	Varsity Track	3,366.63	0.00	0.00	0.00	3,366.63
21 765 0112	BMS Track	(5,125.68)	0.00	0.00	0.00	(5,125.68)
21 765 0113	Athletic Training	(787.70)	2,593.84	0.00	0.00	(3,381.54)
21 765 0114	Uniforms	804.38	0.00	0.00	0.00	804.38
21 765 0115	Volleyball	2,999.40	1,046.00	2,006.25	0.00	3,959.65
21 765 0116	Lodging/Meals	(2,303.35)	0.00	2,000.00	0.00	(303.35)
21 765 0117	Dues/Fees	1,350.54	0.00	0.79	0.00	1,351.33
21 765 0118	Cross Country Club	4,448.66	0.00	0.00	0.00	4,448.66
21 765 0119	Baseball	7,611.83	238.76	0.00	0.00	7,373.07
21 765 0120	BMS Volleyball	5,621.16	0.00	969.07	0.00	6,590.23
21 765 0121	BSMS Football	(8,095.95)	3,600.00	0.00	0.00	(11,695.95)
21 765 0122	BSMS Track	(1,765.47)	0.00	0.00	0.00	(1,765.47)
21 765 0123	BSMS Volleyball	1,791.79	0.00	0.00	0.00	1,791.79
21 765 0124	BSMS Boys' Basketball	(2,578.56)	0.00	0.00	0.00	(2,578.56)
21 765 0125	Boys' Basketball	3,709.39	95.34	85.00	0.00	3,699.05
21 765 0130	BMS Boys' Basketball	(647.11)	0.00	0.00	0.00	(647.11)
21 765 0131	Unified Track & Field	(60.00)	0.00	0.00	0.00	(60.00)
21 765 0135	Girls' Basketball	2,398.57	0.00	0.00	0.00	2,398.57
21 765 0140	BMS Girls' Basketball	(3,605.38)	0.00	0.00	0.00	(3,605.38)
21 765 0141	Baseball Club	4,356.50	0.00	0.00	0.00	4,356.50
21 765 0142	Volleyball Club	11,959.91	0.00	0.00	0.00	11,959.91
21 765 0143	BSMS Girls' Basketball	(155.45)	0.00	0.00	0.00	(155.45)
21 765 0145	Cross Country	3,404.77	170.00	0.00	0.00	3,234.77
21 765 0146	BMS Cross Country	(1,113.81)	0.00	0.00	0.00	(1,113.81)
21 765 0147	BSMS Cross Country	(125.00)	0.00	0.00	0.00	(125.00)
21 765 0150	Boys' Golf	(4,338.33)	0.00	4,268.42	0.00	(69.91)
21 765 0151	Softball Club	5,289.48	150.00	0.00	0.00	5,139.48
21 765 0152	Boys' Soccer	3,971.42	0.00	0.00	0.00	3,971.42
21 765 0153	Boys' Soccer Fundraising	4,715.71	0.00	335.84	0.00	5,051.55
21 765 0155	Girls' Golf	(687.70)	2,282.77	687.70	0.00	(2,282.77)
21 765 0156	Girls' Tennis	2,638.10	0.00	0.00	0.00	2,638.10

Regular; Beginning Month 08/2024; Processing Month 08/2024; Accounts to Include Accounts with Activity; Fund Number 21

Fund: 21 ACTIVITY FUND

<u>Chart of Account Number</u>	<u>Chart of Account Description</u>	<u>Beginning Balance</u>	<u>Expenses</u>	<u>Revenues</u>	<u>Balance Change</u>	<u>Balance</u>
21 765 0164	Girls' Soccer	4,703.87	0.00	0.00	0.00	4,703.87
21 765 0165	Girls' Soccer Fundraising	5,998.94	0.00	0.00	0.00	5,998.94
21 765 0166	Girls' Tennis Club	2,767.99	0.00	0.00	0.00	2,767.99
21 765 0180	Wrestling	2,695.05	0.00	0.00	0.00	2,695.05
21 765 0185	BMS Wrestling	(4,974.32)	0.00	0.00	0.00	(4,974.32)
21 765 0186	BSMS Wrestling	(2,442.26)	0.00	0.00	0.00	(2,442.26)
21 765 0190	Girls' Softball	5,886.35	2,158.15	534.00	0.00	4,262.20
21 765 0191	Unified Bowling	2,500.02	0.00	0.00	0.00	2,500.02
21 765 0192	Boys' Golf Club	493.00	0.00	0.00	0.00	493.00
21 765 0193	Girls' Golf Club	1,152.63	0.00	0.00	0.00	1,152.63
21 765 0194	Unified Bowling Club	900.00	0.00	0.00	0.00	900.00
21 765 0195	Track Club	13,655.56	0.00	0.00	0.00	13,655.56
21 765 0196	Football Club	10,939.81	1,051.76	557.00	0.00	10,445.05
21 765 0197	Wrestling Club	5,189.38	0.00	0.00	0.00	5,189.38
21 765 0200	Band	8,953.20	2,559.25	(472.00)	0.00	5,921.95
21 765 0210	BE Band Resale	73.56	0.00	0.00	0.00	73.56
21 765 0215	PC Band Resale	30.90	0.00	0.00	0.00	30.90
21 765 0220	HE Band Resale	1,769.08	0.00	0.00	0.00	1,769.08
21 765 0221	AP Band Resale	313.53	0.00	0.00	0.00	313.53
21 765 0250	Band Fundraising	(700.00)	0.00	700.00	0.00	0.00
21 765 0300	Dance Team	(764.83)	3,111.00	6,448.12	0.00	2,572.29
21 765 0351	Wrestling Cheerleading	0.00	0.00	0.00	0.00	0.00
21 765 0355	Varsity Cheerleading	19,553.20	41,258.35	16,938.53	0.00	(4,766.62)
21 765 0425	Prom	10,763.38	0.00	0.00	0.00	10,763.38
21 765 0450	Skills USA/VICA	993.27	0.00	243.00	0.00	1,236.27
21 765 0501	B-Club	222.58	0.00	0.00	0.00	222.58
21 765 0505	PC Student Council	82.86	0.00	0.00	0.00	82.86
21 765 0510	HE Student Council	1,239.91	0.00	0.00	0.00	1,239.91
21 765 0511	AP Student Council	781.29	0.00	0.00	0.00	781.29
21 765 0512	SE Student Council	649.83	0.00	0.00	0.00	649.83
21 765 0550	BE Miscellaneous	11,445.04	0.00	0.00	0.00	11,445.04
21 765 0555	BE Yearbook	1,629.23	0.00	0.00	0.00	1,629.23
21 765 0556	Elementary Spanish	(428.20)	0.00	0.00	0.00	(428.20)
21 765 0557	PC Miscellaneous	11,818.18	0.00	0.00	0.00	11,818.18
21 765 0558	PC Yearbook	50.60	0.00	0.00	0.00	50.60
21 765 0559	Washington DC Trip	0.36	0.00	0.00	0.00	0.36

Regular; Beginning Month 08/2024; Processing Month 08/2024; Accounts to Include Accounts with Activity; Fund Number 21

Fund: 21 ACTIVITY FUND

<u>Chart of Account Number</u>	<u>Chart of Account Description</u>	<u>Beginning Balance</u>	<u>Expenses</u>	<u>Revenues</u>	<u>Balance Change</u>	<u>Balance</u>
21 765 0560	HE Miscellaneous	5,435.65	0.00	3,500.00	0.00	8,935.65
21 765 0561	AP Miscellaneous	9,748.87	0.00	0.00	0.00	9,748.87
21 765 0566	AP Yearbook	1,420.00	0.00	0.00	0.00	1,420.00
21 765 0567	SE Miscellaneous	1,178.93	0.00	0.00	0.00	1,178.93
21 765 0568	SE Yearbook	734.30	0.00	0.00	0.00	734.30
21 765 0590	BE Student Council	1,421.84	0.00	1,434.73	0.00	2,856.57
21 765 0600	FBLA	4,391.03	100.00	0.00	0.00	4,291.03
21 765 0601	BMS FBLA	91.00	0.00	0.00	0.00	91.00
21 765 0650	Fine Arts	(180.49)	0.00	0.00	0.00	(180.49)
21 765 0651	Play Production	2,609.09	0.00	0.00	0.00	2,609.09
21 765 0652	Speech	55.57	0.00	0.00	0.00	55.57
21 765 0700	Foreign Language Club (Spanish)	844.08	0.00	0.00	0.00	844.08
21 765 0720	French	510.54	0.00	0.00	0.00	510.54
21 765 0750	Journalism	250.01	0.00	0.00	0.00	250.01
21 765 0800	High School Misc	28,391.73	5,643.66	4,459.93	0.00	27,208.00
21 765 0801	HS Robotics	2,553.16	0.00	0.00	0.00	2,553.16
21 765 0802	Quiz Bowl	118.90	0.00	0.00	0.00	118.90
21 765 0803	BMS Robotics	92.00	0.00	0.00	0.00	92.00
21 765 0804	Multi Cultural Club	769.30	0.00	0.00	0.00	769.30
21 765 0805	Youth Boys' Basketball	9,873.60	0.00	0.00	0.00	9,873.60
21 765 0806	Outdoor Club	2,239.12	0.00	0.00	0.00	2,239.12
21 765 0807	Key Club	4,127.32	0.00	0.00	0.00	4,127.32
21 765 0809	National Honor Society	304.40	0.00	0.00	0.00	304.40
21 765 0811	Prism Club	202.50	155.10	0.00	0.00	47.40
21 765 0815	Landscaping Fund	314.47	0.00	0.00	0.00	314.47
21 765 0820	Environmental Science	103.33	0.00	0.00	0.00	103.33
21 765 0825	Girls' Youth Basketball	2,479.59	429.70	330.00	0.00	2,379.89
21 765 0830	PSAT/AP	128.38	0.00	4,998.00	0.00	5,126.38
21 765 0835	Drivers' Education	353.00	0.00	0.00	0.00	353.00
21 765 0845	BMS Yearbook	4,819.12	299.00	0.00	0.00	4,520.12
21 765 0846	BSMS Yearbook	2,017.47	162.06	0.00	0.00	1,855.41
21 765 0855	Boys' Youth Golf	2,338.81	0.00	75.52	0.00	2,414.33
21 765 0856	Girls' Youth Golf	472.61	0.00	0.00	0.00	472.61
21 765 0860	BMS Engineering	1,343.45	0.00	0.00	0.00	1,343.45
21 765 0865	HS Engineering	517.92	0.00	0.00	0.00	517.92
21 765 0870	BMS Leadership Group	63.86	0.00	0.00	0.00	63.86

Regular; Beginning Month 08/2024; Processing Month 08/2024; Accounts to Include Accounts with Activity; Fund Number 21

Fund: 21      ACTIVITY FUND

<u>Chart of Account Number</u>	<u>Chart of Account Description</u>	<u>Beginning Balance</u>	<u>Expenses</u>	<u>Revenues</u>	<u>Balance Change</u>	<u>Balance</u>
21 765 0875	Wellness	2,550.96	0.00	0.00	0.00	2,550.96
21 765 0880	Facilities Use	31,395.95	5,604.95	25,900.00	0.00	51,691.00
21 765 0890	HS Student Senate	30,514.16	2,681.05	0.00	0.00	27,833.11
21 765 0891	BMS Student Senate	1,103.30	0.00	0.00	0.00	1,103.30
21 765 0892	BMS Cooking Club	361.17	0.00	0.00	0.00	361.17
21 765 0893	BMS Miscellaneous	3,235.05	0.00	19.80	0.00	3,254.85
21 765 0894	BSMS Student Senate	449.45	0.00	0.00	0.00	449.45
21 765 0895	BSMS Cooking Club	222.89	0.00	59.47	0.00	282.36
21 765 0896	BSMS Miscellaneous	2,467.87	30.00	0.00	0.00	2,437.87
21 765 0900	Music	882.79	0.00	32.00	0.00	914.79
21 765 0910	Musical	6,798.40	0.00	0.00	0.00	6,798.40
21 765 0916	BMS Music Resale	223.19	0.00	0.00	0.00	223.19
21 765 0917	BSMS Music Resale	15.00	0.00	0.00	0.00	15.00
21 765 0950	Vocational	183.96	0.00	0.00	0.00	183.96
21 765 0952	Art Lab	(6.91)	0.00	0.00	0.00	(6.91)
21 765 0955	Shop	(794.05)	0.00	0.00	0.00	(794.05)
21 765 0970	HS Library	531.52	0.00	0.00	0.00	531.52
21 765 0971	PC Library	4,769.30	0.00	0.00	0.00	4,769.30
21 765 0972	SE Library	1,605.58	0.00	0.00	0.00	1,605.58
21 765 0975	BE Library	2,055.40	0.00	0.00	0.00	2,055.40
21 765 0976	AP Library	4,623.12	0.00	0.00	0.00	4,623.12
21 765 0995	HE Library	3,126.20	0.00	0.00	0.00	3,126.20
21 765 0996	BMS Library	6,057.05	0.00	7.22	0.00	6,064.27
21 765 0997	BSMS Library	1,451.18	0.00	13.89	0.00	1,465.07
21 765 1410	Interest	3,075.62	0.00	36.53	0.00	3,112.15
Fund Total: 21		398,951.74	84,615.78	196,478.65	0.00	510,814.61

Regular; Processing Month 08/2024; Accounts to Include Accounts with Activity

**Fund: 01 GENERAL FUND CHECKING**

<u>Account Number</u>	<u>Description</u>	<u>Revised Budget</u>	<u>During Month</u>	<u>To Date</u>	<u>% of Budget</u>	<u>Budget Balance</u>
01 1370	PRESCHOOL TUITION AND FEES	0.00	0.00	39,375.00	0.00	(39,375.00)
01 1410	TRANS REC FROM INDIVIDUALS - REG	0.00	15,007.15	207,310.85	0.00	(207,310.85)
01 1510	INTEREST ON INVESTMENTS	0.00	78.49	1,248.50	0.00	(1,248.50)
01 1910	RENTAL OF SCHOOL EQUIPMENT & FACILITIES	0.00	0.00	24,250.14	0.00	(24,250.14)
01 1911	LOCAL LICENSE FEES	0.00	0.00	1,360.00	0.00	(1,360.00)
01 1990	OTHER LOCAL RECEIPTS	0.00	360.00	20,873.11	0.00	(20,873.11)
	Subtotal: LOCAL RECIEPTS	0.00	15,445.64	294,417.60	0.00	(294,417.60)
01 2210	ED SERVICE UNIT RECEIPTS	0.00	0.00	177.62	0.00	(177.62)
	Subtotal: 2000	0.00	0.00	177.62	0.00	(177.62)
01 3110	STATE AID	0.00	0.00	19,595,537.00	0.00	(19,595,537.00)
01 3120	SPECIAL ED PROGRAMS SCHOOL AGE	0.00	0.00	3,965,284.00	0.00	(3,965,284.00)
01 3125	SPECIAL ED TRANSPORTATION SCHOOL AGE	0.00	0.00	269,416.00	0.00	(269,416.00)
01 3400	STATE APPORTIONMENT	0.00	0.00	790,315.72	0.00	(790,315.72)
01 3535	PAYMENTS FOR HIGH ABILITY LEARNERS	0.00	0.00	32,307.00	0.00	(32,307.00)
01 3551	CAREER EDUCATION	0.00	0.00	9,151.00	0.00	(9,151.00)
01 3599	OTHER STATE CATEGORICAL PROGRAMS	0.00	2,000.00	2,000.00	0.00	(2,000.00)
	Subtotal: 3000	0.00	2,000.00	24,664,010.72	0.00	(24,664,010.72)
01 4421	IDEA PART-B(611) ARP - BASE & ENR POV	0.00	0.00	319.00	0.00	(319.00)
01 4422	IDEA PRESCHOOL (619) ARP	0.00	0.00	1,025.00	0.00	(1,025.00)
01 4423	IDEA PART B ARP PROPORTIONATE SHARE	0.00	0.00	737.00	0.00	(737.00)
01 4505	TITLE I, PART A ESSA IMP BASIC PROG	0.00	0.00	113,181.00	0.00	(113,181.00)
01 4509	TITLE II, PART A ESSA EFFECT INSTRUCTION	0.00	0.00	40,092.00	0.00	(40,092.00)
01 4516	IDEA PRESCHOOL(619) BASE ALLOCATION	0.00	0.00	6,806.00	0.00	(6,806.00)
01 4518	IDEA Part B Base & Enrollment Poverty Allocation	0.00	0.00	530,945.00	0.00	(530,945.00)
01 4521	IDEA PART B PROPORTIONATE SHARE PART B L	0.00	0.00	7,793.00	0.00	(7,793.00)
01 4530	OTHER FEDERAL CATEGORICAL RECEIPTS	0.00	0.00	47,040.00	0.00	(47,040.00)
01 4709	MEDICAID ADMINSTRATIVE ACTIVITIES	0.00	0.00	20,013.77	0.00	(20,013.77)
01 4969	TITLE IV, PART A	0.00	0.00	10,000.00	0.00	(10,000.00)
01 4996	CARES ACT I	0.00	0.00	624,989.00	0.00	(624,989.00)
	Subtotal: 4000	0.00	0.00	1,402,940.77	0.00	(1,402,940.77)
01 5300	SALE OF PROPERTY	0.00	0.00	600.00	0.00	(600.00)
01 5301	INSURANCE ADJUSTMENTS	0.00	0.00	4,060.44	0.00	(4,060.44)
01 5690	OTHER NON-REVENUE RECEIPTS	0.00	0.00	35.00	0.00	(35.00)
	Subtotal: 5000	0.00	0.00	4,695.44	0.00	(4,695.44)
	Fund Total:	0.00	17,445.64	26,366,242.15	0.00	(26,366,242.15)

**Fund: 02 NUTRITION SERVICES**

<u>Account Number</u>	<u>Description</u>	<u>Revised Budget</u>	<u>During Month</u>	<u>To Date</u>	<u>% of Budget</u>	<u>Budget Balance</u>
02 1510	INTEREST ON INVESTMENTS	0.00	81.67	988.44	0.00	(988.44)
02 1611	DAILY SALES - SCHOOL LUNCH PROGRAM	0.00	0.00	0.00	0.00	0.00
02 1620	DAILY SALES - NON-REIMB PROGRAMS	0.00	179,516.18	1,513,318.65	0.00	(1,513,318.65)
02 1990	MISCELLANEOUS LOCAL RECEIPTS	0.00	0.00	15,212.92	0.00	(15,212.92)
	Subtotal: LOCAL RECIEPTS	0.00	179,597.85	1,529,520.01	0.00	(1,529,520.01)
02 3150	STATE REIMBURSEMENT(OF NUTRITION PROG)	0.00	0.00	13,947.71	0.00	(13,947.71)
	Subtotal: 3000	0.00	0.00	13,947.71	0.00	(13,947.71)
02 4210	FEDERAL REIMBURSEMENT(OF NUTRIT PRGMS)	0.00	0.00	607,454.32	0.00	(607,454.32)
	Subtotal: 4000	0.00	0.00	607,454.32	0.00	(607,454.32)
	Fund Total:	0.00	179,597.85	2,150,922.04	0.00	(2,150,922.04)

**Fund: 03 DEPRECIATION**

Regular; Processing Month 08/2024; Accounts to Include Accounts with Activity

<u>Account Number</u>	<u>Description</u>	<u>Revised Budget</u>	<u>During Month</u>	<u>To Date</u>	<u>% of Budget</u>	<u>Budget Balance</u>
03 1510	INTEREST ON INVESTMENTS	0.00	370.11	11,358.30	0.00	(11,358.30)
	Subtotal: LOCAL RECIEPTS	0.00	370.11	11,358.30	0.00	(11,358.30)
03 5200	TRANSFERS FROM FUNDS (INCOMING)	0.00	550,000.00	550,000.00	0.00	(550,000.00)
	Subtotal: 5000	0.00	550,000.00	550,000.00	0.00	(550,000.00)
	Fund Total:	0.00	550,370.11	561,358.30	0.00	(561,358.30)

**Fund: 04 SPECIAL BUILDING FUND - SAVINGS**

<u>Account Number</u>	<u>Description</u>	<u>Revised Budget</u>	<u>During Month</u>	<u>To Date</u>	<u>% of Budget</u>	<u>Budget Balance</u>
04 1100	TAXES	0.00	388,966.18	1,110,003.96	0.00	(1,110,003.96)
04 1510	INTEREST ON INVESTMENTS	0.00	280.00	1,514.13	0.00	(1,514.13)
	Subtotal: LOCAL RECIEPTS	0.00	389,246.18	1,111,518.09	0.00	(1,111,518.09)
	Fund Total:	0.00	389,246.18	1,111,518.09	0.00	(1,111,518.09)

**Fund: 05 UNEMPLOYMENT - SAVINGS**

<u>Account Number</u>	<u>Description</u>	<u>Revised Budget</u>	<u>During Month</u>	<u>To Date</u>	<u>% of Budget</u>	<u>Budget Balance</u>
05 1510	INTEREST ON INVESTMENTS	0.00	0.75	10.11	0.00	(10.11)
	Subtotal: LOCAL RECIEPTS	0.00	0.75	10.11	0.00	(10.11)
	Fund Total:	0.00	0.75	10.11	0.00	(10.11)

**Fund: 06 GENERAL - SAVINGS**

<u>Account Number</u>	<u>Description</u>	<u>Revised Budget</u>	<u>During Month</u>	<u>To Date</u>	<u>% of Budget</u>	<u>Budget Balance</u>
06 1100	TAXES	0.00	8,000,381.80	26,284,734.27	0.00	(26,284,734.27)
06 1510	INTEREST ON INVESTMENTS	0.00	1,883.41	7,963.16	0.00	(7,963.16)
	Subtotal: LOCAL RECIEPTS	0.00	8,002,265.21	26,292,697.43	0.00	(26,292,697.43)
	Fund Total:	0.00	8,002,265.21	26,292,697.43	0.00	(26,292,697.43)

**Fund: 13 SPECIAL BUILDING FUND - CHECKING**

<u>Account Number</u>	<u>Description</u>	<u>Revised Budget</u>	<u>During Month</u>	<u>To Date</u>	<u>% of Budget</u>	<u>Budget Balance</u>
13 1510	INTEREST ON INVESTMENTS	0.00	8.69	80.12	0.00	(80.12)
	Subtotal: LOCAL RECIEPTS	0.00	8.69	80.12	0.00	(80.12)
	Fund Total:	0.00	8.69	80.12	0.00	(80.12)

**Fund: 14 BUILDING FUND - NLAF**

<u>Account Number</u>	<u>Description</u>	<u>Revised Budget</u>	<u>During Month</u>	<u>To Date</u>	<u>% of Budget</u>	<u>Budget Balance</u>
14 1510	Interest on Investments	0.00	45,034.14	546,018.39	0.00	(546,018.39)
	Subtotal: LOCAL RECIEPTS	0.00	45,034.14	546,018.39	0.00	(546,018.39)
	Fund Total:	0.00	45,034.14	546,018.39	0.00	(546,018.39)

**Fund: 15 QSC BONDS - NLAF**

<u>Account Number</u>	<u>Description</u>	<u>Revised Budget</u>	<u>During Month</u>	<u>To Date</u>	<u>% of Budget</u>	<u>Budget Balance</u>
15 1510	Interest on Investments	0.00	0.00	45,785.81	0.00	(45,785.81)
	Subtotal: LOCAL RECIEPTS	0.00	0.00	45,785.81	0.00	(45,785.81)
15 5103	Qualified School Construction Bonds	0.00	0.00	105,153.92	0.00	(105,153.92)
	Subtotal: 5000	0.00	0.00	105,153.92	0.00	(105,153.92)
	Fund Total:	0.00	0.00	150,939.73	0.00	(150,939.73)

**Fund: 16 QSC BONDS - SAVINGS**

<u>Account Number</u>	<u>Description</u>	<u>Revised Budget</u>	<u>During Month</u>	<u>To Date</u>	<u>% of Budget</u>	<u>Budget Balance</u>
16 1100	TAXES	0.00	145,853.89	457,289.08	0.00	(457,289.08)
16 1510	Interest on Investments	0.00	70.20	3,661.65	0.00	(3,661.65)
	Subtotal: LOCAL RECIEPTS	0.00	145,924.09	460,950.73	0.00	(460,950.73)
	Fund Total:	0.00	145,924.09	460,950.73	0.00	(460,950.73)

**Fund: 18 GENERAL FUND CDARS**

<u>Account Number</u>	<u>Description</u>	<u>Revised Budget</u>	<u>During Month</u>	<u>To Date</u>	<u>% of Budget</u>	<u>Budget Balance</u>
18 1510	Interest on Investments	0.00	35,836.81	291,976.04	0.00	(291,976.04)
	Subtotal: LOCAL RECIEPTS	0.00	35,836.81	291,976.04	0.00	(291,976.04)

Regular; Processing Month 08/2024; Accounts to Include Accounts with Activity

**Fund: 18 GENERAL FUND CDARS**

<u>Account Number</u>	<u>Description</u>	<u>Revised Budget</u>	<u>During Month</u>	<u>To Date</u>	<u>% of Budget</u>	<u>Budget Balance</u>
Fund Total:		0.00	35,836.81	291,976.04	0.00	(291,976.04)

**Fund: 19 BUILDING FUND CDARS**

<u>Account Number</u>	<u>Description</u>	<u>Revised Budget</u>	<u>During Month</u>	<u>To Date</u>	<u>% of Budget</u>	<u>Budget Balance</u>
19 1510	Interest on Investments	0.00	3,448.05	52,812.66	0.00	(52,812.66)
Subtotal: LOCAL RECIEPTS		0.00	3,448.05	52,812.66	0.00	(52,812.66)
Fund Total:		0.00	3,448.05	52,812.66	0.00	(52,812.66)

**Fund: 20 DEPRECIATION CDARS**

<u>Account Number</u>	<u>Description</u>	<u>Revised Budget</u>	<u>During Month</u>	<u>To Date</u>	<u>% of Budget</u>	<u>Budget Balance</u>
20 1510	Interest on Investments	0.00	12,730.21	121,432.02	0.00	(121,432.02)
Subtotal: LOCAL RECIEPTS		0.00	12,730.21	121,432.02	0.00	(121,432.02)
Fund Total:		0.00	12,730.21	121,432.02	0.00	(121,432.02)

**Fund: 21 ACTIVITY FUND**

<u>Account Number</u>	<u>Description</u>	<u>Revised Budget</u>	<u>During Month</u>	<u>To Date</u>	<u>% of Budget</u>	<u>Budget Balance</u>
21 1710 1510	Interest on Investments	0.00	36.53	860.33	0.00	(860.33)
21 1990 0100	HS Athletics	0.00	94,725.84	21,510.00	0.00	(21,510.00)
21 1990 0101	BMS Athletics	0.00	12,500.00	34,116.99	0.00	(34,116.99)
21 1990 0102	BSMS Athletics	0.00	13,084.00	36,096.85	0.00	(36,096.85)
21 1990 0105	Football	0.00	0.00	61,432.65	0.00	(61,432.65)
21 1990 0110	BMS Football	0.00	0.00	812.80	0.00	(812.80)
21 1990 0111	Varsity Track	0.00	0.00	11,059.90	0.00	(11,059.90)
21 1990 0112	BMS Track	0.00	0.00	592.50	0.00	(592.50)
21 1990 0113	Athletic Training	0.00	0.00	15,107.40	0.00	(15,107.40)
21 1990 0114	Uniforms	0.00	0.00	16,425.00	0.00	(16,425.00)
21 1990 0115	Volleyball	0.00	2,006.25	13,956.64	0.00	(13,956.64)
21 1990 0116	Lodging/Meals	0.00	2,000.00	8,500.00	0.00	(8,500.00)
21 1990 0117	Dues/Fees	0.00	0.79	492.60	0.00	(492.60)
21 1990 0118	Cross Country Club	0.00	0.00	3,443.65	0.00	(3,443.65)
21 1990 0119	Baseball	0.00	0.00	9,805.96	0.00	(9,805.96)
21 1990 0120	BMS Volleyball	0.00	969.07	3,040.12	0.00	(3,040.12)
21 1990 0121	BSMS Football	0.00	0.00	2,094.75	0.00	(2,094.75)
21 1990 0122	BSMS Track	0.00	0.00	972.50	0.00	(972.50)
21 1990 0123	BSMS Volleyball	0.00	0.00	3,257.53	0.00	(3,257.53)
21 1990 0124	BSMS Boys' Basketball	0.00	0.00	2,668.56	0.00	(2,668.56)
21 1990 0125	Boys' Basketball	0.00	85.00	18,735.70	0.00	(18,735.70)
21 1990 0130	BMS Boys' Basketball	0.00	0.00	1,674.05	0.00	(1,674.05)
21 1990 0135	Girls' Basketball	0.00	0.00	11,433.43	0.00	(11,433.43)
21 1990 0140	BMS Girls' Basketball	0.00	0.00	1,132.00	0.00	(1,132.00)
21 1990 0141	Baseball Club	0.00	0.00	11,851.99	0.00	(11,851.99)
21 1990 0142	Volleyball Club	0.00	0.00	9,960.94	0.00	(9,960.94)
21 1990 0143	BSMS Girls' Basketball	0.00	0.00	1,638.30	0.00	(1,638.30)
21 1990 0145	Cross Country	0.00	0.00	2,060.00	0.00	(2,060.00)
21 1990 0146	BMS Cross Country	0.00	0.00	175.00	0.00	(175.00)
21 1990 0150	Boys' Golf	0.00	4,268.42	11,408.42	0.00	(11,408.42)
21 1990 0151	Softball Club	0.00	0.00	8,970.44	0.00	(8,970.44)
21 1990 0152	Boys' Soccer	0.00	0.00	8,482.66	0.00	(8,482.66)
21 1990 0153	Boys' Soccer Fundraising	0.00	335.84	9,338.95	0.00	(9,338.95)
21 1990 0155	Girls' Golf	0.00	687.70	6,057.70	0.00	(6,057.70)
21 1990 0156	Girls' Tennis	0.00	0.00	3,750.00	0.00	(3,750.00)
21 1990 0164	Girls' Soccer	0.00	0.00	9,366.40	0.00	(9,366.40)
21 1990 0165	Girls' Soccer Fundraising	0.00	0.00	2,048.84	0.00	(2,048.84)
21 1990 0166	Girls' Tennis Club	0.00	0.00	1,288.70	0.00	(1,288.70)
21 1990 0180	Wrestling	0.00	0.00	11,834.71	0.00	(11,834.71)

Regular; Processing Month 08/2024; Accounts to Include Accounts with Activity

Fund: 21      ACTIVITY FUND						
<u>Account Number</u>	<u>Description</u>	<u>Revised Budget</u>	<u>During Month</u>	<u>To Date</u>	<u>% of Budget</u>	<u>Budget Balance</u>
21 1990 0185	BMS Wrestling	0.00	0.00	549.00	0.00	(549.00)
21 1990 0186	BSMS Wrestling	0.00	0.00	1,010.90	0.00	(1,010.90)
21 1990 0190	Girls' Softball	0.00	534.00	4,336.00	0.00	(4,336.00)
21 1990 0191	Unified Bowling	0.00	0.00	1,250.00	0.00	(1,250.00)
21 1990 0193	Girls' Golf Club	0.00	0.00	2,105.00	0.00	(2,105.00)
21 1990 0194	Unified Bowling Club	0.00	0.00	900.00	0.00	(900.00)
21 1990 0195	Track Club	0.00	0.00	17,437.63	0.00	(17,437.63)
21 1990 0196	Football Club	0.00	557.00	31,454.66	0.00	(31,454.66)
21 1990 0197	Wrestling Club	0.00	0.00	6,025.50	0.00	(6,025.50)
21 1990 0200	Band	0.00	(472.00)	16,558.89	0.00	(16,558.89)
21 1990 0220	HE Band Resale	0.00	0.00	2,877.00	0.00	(2,877.00)
21 1990 0221	AP Band Resale	0.00	0.00	564.94	0.00	(564.94)
21 1990 0250	Band Fundraising	0.00	700.00	700.00	0.00	(700.00)
21 1990 0300	Dance Team	0.00	6,448.12	74,577.64	0.00	(74,577.64)
21 1990 0351	Wrestling Cheerleading	0.00	0.00	(877.34)	0.00	877.34
21 1990 0355	Varsity Cheerleading	0.00	16,938.53	64,916.94	0.00	(64,916.94)
21 1990 0425	Prom	0.00	0.00	15,102.00	0.00	(15,102.00)
21 1990 0450	Skills USA/VICA	0.00	243.00	1,736.17	0.00	(1,736.17)
21 1990 0511	AP Student Council	0.00	0.00	780.00	0.00	(780.00)
21 1990 0512	SE Student Council	0.00	0.00	1,646.66	0.00	(1,646.66)
21 1990 0550	BE Miscellaneous	0.00	0.00	5,042.27	0.00	(5,042.27)
21 1990 0557	PC Miscellaneous	0.00	0.00	3,704.20	0.00	(3,704.20)
21 1990 0558	PC Yearbook	0.00	0.00	50.60	0.00	(50.60)
21 1990 0559	Washington DC Trip	0.00	0.00	6,059.89	0.00	(6,059.89)
21 1990 0560	HE Miscellaneous	0.00	3,500.00	5,001.32	0.00	(5,001.32)
21 1990 0561	AP Miscellaneous	0.00	0.00	9,189.33	0.00	(9,189.33)
21 1990 0567	SE Miscellaneous	0.00	0.00	3,952.87	0.00	(3,952.87)
21 1990 0568	SE Yearbook	0.00	0.00	620.00	0.00	(620.00)
21 1990 0590	BE Student Council	0.00	1,434.73	2,742.09	0.00	(2,742.09)
21 1990 0600	FBLA	0.00	0.00	2,501.00	0.00	(2,501.00)
21 1990 0650	Fine Arts	0.00	0.00	898.05	0.00	(898.05)
21 1990 0651	Play Products	0.00	0.00	929.00	0.00	(929.00)
21 1990 0652	Speech	0.00	0.00	2,828.34	0.00	(2,828.34)
21 1990 0720	French	0.00	0.00	1,050.32	0.00	(1,050.32)
21 1990 0750	Journalism	0.00	0.00	2,460.00	0.00	(2,460.00)
21 1990 0800	High School Misc	0.00	4,459.93	28,552.05	0.00	(28,552.05)
21 1990 0801	First Robotics	0.00	0.00	2,606.20	0.00	(2,606.20)
21 1990 0802	Quiz Bowl	0.00	0.00	710.00	0.00	(710.00)
21 1990 0804	Multi Cultural Club	0.00	0.00	379.00	0.00	(379.00)
21 1990 0805	Youth Boys' Basketball	0.00	0.00	14,119.27	0.00	(14,119.27)
21 1990 0806	Outdoor Club	0.00	0.00	890.00	0.00	(890.00)
21 1990 0807	Key Club	0.00	0.00	545.10	0.00	(545.10)
21 1990 0809	National Honor Society	0.00	0.00	140.00	0.00	(140.00)
21 1990 0811	Prism Club	0.00	0.00	1,200.00	0.00	(1,200.00)
21 1990 0825	Youth Girls' Basketball	0.00	330.00	10,666.16	0.00	(10,666.16)
21 1990 0830	PSAT/AP	0.00	4,998.00	6,905.00	0.00	(6,905.00)
21 1990 0845	BMS Yearbook	0.00	0.00	1,800.00	0.00	(1,800.00)
21 1990 0846	BSMS Yearbook	0.00	0.00	1,435.00	0.00	(1,435.00)
21 1990 0855	Boys' Youth Golf	0.00	75.52	5,631.26	0.00	(5,631.26)
21 1990 0856	Girls' Youth Golf	0.00	0.00	1,750.00	0.00	(1,750.00)
21 1990 0875	Wellness	0.00	0.00	1,635.00	0.00	(1,635.00)
21 1990 0880	Facilities Use	0.00	25,900.00	59,110.00	0.00	(59,110.00)
21 1990 0890	HS Student Senate	0.00	0.00	12,831.12	0.00	(12,831.12)
21 1990 0891	BMS Student Senate	0.00	0.00	484.00	0.00	(484.00)

Regular; Processing Month 08/2024; Accounts to Include Accounts with Activity

<b>Fund: 21      ACTIVITY FUND</b>						
<u>Account Number</u>	<u>Description</u>	<u>Revised Budget</u>	<u>During Month</u>	<u>To Date</u>	<u>% of Budget</u>	<u>Budget Balance</u>
21 1990 0892	BMS Cooking Club	0.00	0.00	1,747.00	0.00	(1,747.00)
21 1990 0893	BMS Miscellaneous	0.00	19.80	2,893.03	0.00	(2,893.03)
21 1990 0894	BSMS Student Senate	0.00	0.00	1,905.00	0.00	(1,905.00)
21 1990 0895	BSMS Cooking Club	0.00	59.47	1,334.47	0.00	(1,334.47)
21 1990 0896	BSMS Miscellaneous	0.00	0.00	4,171.61	0.00	(4,171.61)
21 1990 0900	Music	0.00	32.00	2,179.75	0.00	(2,179.75)
21 1990 0910	Musical	0.00	0.00	25,278.50	0.00	(25,278.50)
21 1990 0955	Shop	0.00	0.00	2,056.00	0.00	(2,056.00)
21 1990 0970	HS Library	0.00	0.00	31.81	0.00	(31.81)
21 1990 0971	PC Library	0.00	0.00	6,262.94	0.00	(6,262.94)
21 1990 0972	SE Library	0.00	0.00	5,580.80	0.00	(5,580.80)
21 1990 0975	BE Library	0.00	0.00	1,797.03	0.00	(1,797.03)
21 1990 0976	AP Library	0.00	0.00	7,004.89	0.00	(7,004.89)
21 1990 0995	HE Library	0.00	0.00	3,517.99	0.00	(3,517.99)
21 1990 0996	BMS Library	0.00	7.22	2,120.95	0.00	(2,120.95)
21 1990 0997	BSMS Library	0.00	13.89	2,143.30	0.00	(2,143.30)
Subtotal: LOCAL RECIEPTS		0.00	196,478.65	889,550.06	0.00	(889,550.06)
Fund Total:		0.00	196,478.65	889,550.06	0.00	(889,550.06)
<b>Fund: 22      STUDENT FEE FUND</b>						
<u>Account Number</u>	<u>Description</u>	<u>Revised Budget</u>	<u>During Month</u>	<u>To Date</u>	<u>% of Budget</u>	<u>Budget Balance</u>
22 1741 5100	Cooperative Loss	0.00	10,137.15	25,218.05	0.00	(25,218.05)
Subtotal: LOCAL RECIEPTS		0.00	10,137.15	25,218.05	0.00	(25,218.05)
Fund Total:		0.00	10,137.15	25,218.05	0.00	(25,218.05)
<b>Fund: 24      QSC BONDS CDARS</b>						
<u>Account Number</u>	<u>Description</u>	<u>Revised Budget</u>	<u>During Month</u>	<u>To Date</u>	<u>% of Budget</u>	<u>Budget Balance</u>
24 1510	Interest on Investments	0.00	1,338.83	10,137.37	0.00	(10,137.37)
Subtotal: LOCAL RECIEPTS		0.00	1,338.83	10,137.37	0.00	(10,137.37)
Fund Total:		0.00	1,338.83	10,137.37	0.00	(10,137.37)
<b>Fund: 25      BOND FUND</b>						
<u>Account Number</u>	<u>Description</u>	<u>Revised Budget</u>	<u>During Month</u>	<u>To Date</u>	<u>% of Budget</u>	<u>Budget Balance</u>
25 1100	Local Property Taxes	0.00	2,748,543.04	8,230,901.69	0.00	(8,230,901.69)
25 1510	Interest on Investments	0.00	28,768.47	306,319.87	0.00	(306,319.87)
Subtotal: LOCAL RECIEPTS		0.00	2,777,311.51	8,537,221.56	0.00	(8,537,221.56)
Fund Total:		0.00	2,777,311.51	8,537,221.56	0.00	(8,537,221.56)
<b>Fund: 27      UNEMPLOYMENT CDARS</b>						
<u>Account Number</u>	<u>Description</u>	<u>Revised Budget</u>	<u>During Month</u>	<u>To Date</u>	<u>% of Budget</u>	<u>Budget Balance</u>
27 1510	Interest on Investments	0.00	1,065.96	12,224.67	0.00	(12,224.67)
Subtotal: LOCAL RECIEPTS		0.00	1,065.96	12,224.67	0.00	(12,224.67)
Fund Total:		0.00	1,065.96	12,224.67	0.00	(12,224.67)
		<u>Revised Budget</u>	<u>During Month</u>	<u>To Date</u>	<u>% of Budget</u>	<u>Budget Balance</u>
Grand Total:		0.00	12,368,239.83	67,581,309.52	0.00	(67,581,309.52)

Account Number	Account Description	Revised Budget	Expended During Month	Expenditures to Date	% of Budget	Balance at EOM	P/ O Outstanding	Unencumbered Balance
01	GENERAL FUND CHECKING							
1100	REGULAR INSTRUCTIONAL PROGRAMS							
01 1100 110 000	REG INSTR - SALARIES NON-INSTR DIST	40,022.34	3,550.54	38,808.33	96.97	1,214.01	0.00	1,214.01
01 1100 111 000	REG INSTR - SALARIES TEACHERS DIST	151,187.01	12,471.48	149,658.09	98.99	1,528.92	0.00	1,528.92
01 1100 111 001	REG INSTR - SALARIES TEACHERS HS	3,350,292.51	276,343.91	3,341,036.80	99.72	9,255.71	0.00	9,255.71
01 1100 111 002	REG INSTR - SALARIES TEACHERS BE	1,434,966.99	121,896.64	1,447,189.99	100.85	(12,223.00)	0.00	(12,223.00)
01 1100 111 003	REG INSTR - SALARIES TEACHERS PC	2,055,001.86	177,700.03	2,078,100.83	101.12	(23,098.97)	0.00	(23,098.97)
01 1100 111 004	REG INSTR - SALARIES TEACHERS HE	1,618,381.14	136,658.43	1,597,245.71	98.69	21,135.43	0.00	21,135.43
01 1100 111 005	REG INSTR - SALARIES TEACHERS BMS	1,860,050.79	155,653.94	1,865,008.49	100.27	(4,957.70)	0.00	(4,957.70)
01 1100 111 006	REG INSTR - SALARIES TEACHERS AP	1,577,121.07	122,311.66	1,523,025.95	96.57	54,095.12	0.00	54,095.12
01 1100 111 007	REG INSTR - SALARIES TEACHERS SE	1,376,376.41	107,686.63	1,330,110.64	96.64	46,265.77	0.00	46,265.77
01 1100 111 008	REG INSTR - SALARIES TEACHERS BSMS	2,391,176.41	205,341.39	2,389,379.12	99.92	1,797.29	0.00	1,797.29
01 1100 112 001	REG INSTR - SALARIES INSTR AIDES HS	33,127.16	0.00	23,597.82	71.23	9,529.34	0.00	9,529.34
01 1100 112 002	REG INSTR - SALARIES INSTR AIDES BE	0.00	0.00	0.00	0.00	0.00	0.00	0.00
01 1100 112 003	REG INSTR - SALARIES INSTR AIDES PC	0.00	0.00	0.00	0.00	0.00	0.00	0.00
01 1100 112 004	REG INSTR - SALARIES INSTR AIDES HE	0.00	0.00	0.00	0.00	0.00	0.00	0.00
01 1100 112 005	REG INSTR - SALARIES INSTR AIDES BMS	0.00	0.00	0.00	0.00	0.00	0.00	0.00
01 1100 112 006	REG INSTR - SALARIES INSTR AIDES AP	0.00	0.00	0.00	0.00	0.00	0.00	0.00
01 1100 112 007	REG INSTR - SALARIES INSTR AIDES SE	0.00	0.00	0.00	0.00	0.00	0.00	0.00
01 1100 112 008	REG INSTR - SALARIES INSTR AIDES BSMS	0.00	0.00	0.00	0.00	0.00	0.00	0.00
01 1100 120 001	REG INSTR - SUBS NON-INSTR HS	55,810.24	72.50	48,665.85	87.20	7,144.39	0.00	7,144.39
01 1100 120 005	REG INSTR - SUBS NON-INSTR BMS	1,527.04	9.51	1,703.82	111.58	(176.78)	0.00	(176.78)
01 1100 122 001	REG INSTR - SUB AIDES/ASST HS	717.39	0.00	254.38	35.46	463.01	0.00	463.01
01 1100 122 002	REG INSTR - SUB AIDES/ASST BE	74.34	0.00	473.98	637.58	(399.64)	0.00	(399.64)
01 1100 122 003	REG INSTR - SUB AIDES/ASST PC	0.00	0.00	0.00	0.00	0.00	0.00	0.00
01 1100 122 004	REG INSTR - SUB AIDES/ASST HE	0.00	0.00	0.00	0.00	0.00	0.00	0.00
01 1100 122 005	REG INSTR - SUB AIDES/ASST BMS	1,070.52	0.00	976.45	91.21	94.07	0.00	94.07
01 1100 122 006	REG INSTR - SUB AIDES/ASST AP	0.00	0.00	0.00	0.00	0.00	0.00	0.00
01 1100 122 007	REG INSTR - SUB AIDES/ASST SE	215.14	0.00	0.00	0.00	215.14	0.00	215.14
01 1100 122 008	REG INSTR - SUB AIDES/ASST BSMS	1,295.89	0.00	1,118.53	86.31	177.36	0.00	177.36
01 1100 123 001	REG INSTR - SUB TEACHERS HS	108,338.25	0.00	106,650.00	98.44	1,688.25	0.00	1,688.25
01 1100 123 002	REG INSTR - SUB TEACHERS BE	51,700.04	0.00	60,802.50	117.61	(9,102.46)	0.00	(9,102.46)
01 1100 123 003	REG INSTR - SUB TEACHERS PC	59,397.09	0.00	64,672.50	108.88	(5,275.41)	0.00	(5,275.41)
01 1100 123 004	REG INSTR - SUB TEACHERS HE	45,965.90	0.00	82,297.50	179.04	(36,331.60)	0.00	(36,331.60)
01 1100 123 005	REG INSTR - SUB TEACHERS BMS	62,526.91	0.00	58,537.50	93.62	3,989.41	0.00	3,989.41
01 1100 123 006	REG INSTR - SUB TEACHERS AP	42,967.45	0.00	35,947.50	83.66	7,019.95	0.00	7,019.95
01 1100 123 007	REG INSTR - SUB TEACHERS SE	36,135.93	0.00	42,000.00	116.23	(5,864.07)	0.00	(5,864.07)
01 1100 123 008	REG INSTR - SUB TEACHERS BSMS	57,480.55	0.00	72,615.00	126.33	(15,134.45)	0.00	(15,134.45)
01 1100 130 000	REG INSTR - OT SALARIES NON-INSTR DIST	5,604.16	59.23	6,780.81	121.00	(1,176.65)	0.00	(1,176.65)
01 1100 130 001	REG INSTR - OT SALARIES NON-INSTR HS	0.00	0.00	0.00	0.00	0.00	0.00	0.00
01 1100 132 001	REG INSTR - OT SALARIES AIDES HS	787.68	0.00	971.09	123.28	(183.41)	0.00	(183.41)
01 1100 132 002	REG INSTR - OT SALARIES INSTR AIDES BE	0.00	0.00	0.00	0.00	0.00	0.00	0.00
01 1100 132 003	REG INSTR - OT SALARIES INSTR AIDES PC	0.00	0.00	0.00	0.00	0.00	0.00	0.00
01 1100 132 004	REG INSTR - OT SALARIES INSTR AIDES HE	0.00	0.00	0.00	0.00	0.00	0.00	0.00
01 1100 132 006	REG INSTR - OT SALARIES INSTR AIDES AP	0.00	0.00	0.00	0.00	0.00	0.00	0.00
01 1100 132 007	REG INSTR - OT SALARIES INSTR AIDES SE	0.00	0.00	0.00	0.00	0.00	0.00	0.00
01 1100 132 008	REG INSTR - OT SALARIES INSTR AIDES BSMS	0.00	0.00	0.00	0.00	0.00	0.00	0.00
01 1100 150 000	REG INSTR - ADD'L COMP NON-INSTR DIST	321.57	7.91	679.92	211.44	(358.35)	0.00	(358.35)
01 1100 150 001	REG INSTR - ADD'L COMP NON-INSTR HS	5,491.97	0.00	3,275.80	59.65	2,216.17	0.00	2,216.17
01 1100 150 005	REG INSTR - ADD'L COMP NON-INSTR BMS	1,198.82	0.00	600.00	50.05	598.82	0.00	598.82
01 1100 150 008	REG INSTR - ADD'L COMP NON-INSTR BSMS	3,871.68	416.63	6,250.00	161.43	(2,378.32)	0.00	(2,378.32)
01 1100 151 000	REG INSTR - ADD'L COMP TEACHERS DIST	3,531.98	539.97	6,605.47	187.02	(3,073.49)	0.00	(3,073.49)
01 1100 151 001	REG INSTR - ADD'L COMP TEACHERS HS	322,474.26	41,670.01	421,791.68	130.80	(99,317.42)	0.00	(99,317.42)
01 1100 151 002	REG INSTR - ADD'L COMP TEACHERS BE	17,152.60	1,562.22	21,053.96	122.75	(3,901.36)	0.00	(3,901.36)
01 1100 151 003	REG INSTR - ADD'L COMP TEACHERS PC	31,496.22	2,635.35	39,987.56	126.96	(8,491.34)	0.00	(8,491.34)

Account Number	Account Description	Revised Budget	Expended During Month	Expenditures to Date	% of Budget	Balance at EOM	P/ O Outstanding	Unencumbered Balance
01 1100 151 004	REG INSTR - ADD'L COMP TEACHERS HE	25,170.36	2,224.03	36,440.70	144.78	(11,270.34)	0.00	(11,270.34)
01 1100 151 005	REG INSTR - ADD'L COMP TEACHERS BMS	72,256.23	7,798.99	103,745.69	143.58	(31,489.46)	0.00	(31,489.46)
01 1100 151 006	REG INSTR - ADD'L COMP TEACHERS AP	20,323.19	2,061.20	27,335.80	134.51	(7,012.61)	0.00	(7,012.61)
01 1100 151 007	REG INSTR - ADD'L COMP TEACHERS SE	20,080.85	1,589.14	22,753.19	113.31	(2,672.34)	0.00	(2,672.34)
01 1100 151 008	REG INSTR - ADD'L COMP TEACHERS BSMS	86,075.96	7,316.01	109,198.27	126.86	(23,122.31)	0.00	(23,122.31)
01 1100 152 001	REG INSTR - ADD'L COMP AIDES HS	48.72	0.00	0.00	0.00	48.72	0.00	48.72
01 1100 152 002	REG INSTR - ADD'L COMP AIDES BE	0.00	0.00	0.00	0.00	0.00	0.00	0.00
01 1100 152 003	REG INSTR - ADD'L COMP AIDES PC	0.00	0.00	0.00	0.00	0.00	0.00	0.00
01 1100 152 004	REG INSTR - ADD'L COMP AIDES HE	0.00	0.00	0.00	0.00	0.00	0.00	0.00
01 1100 152 005	REG INSTR - ADD'L COMP AIDES BMS	0.00	0.00	0.00	0.00	0.00	0.00	0.00
01 1100 152 006	REG INSTR - ADD'L COMP AIDES AP	0.00	0.00	0.00	0.00	0.00	0.00	0.00
01 1100 152 007	REG INSTR - ADD'L COMP AIDES SE	0.00	0.00	0.00	0.00	0.00	0.00	0.00
01 1100 152 008	REG INSTR - ADD'L COMP AIDES BSMS	0.00	0.00	0.00	0.00	0.00	0.00	0.00
01 1100 210 000	REG INSTR - GROUP INS NON-INSTR DIST	71.63	5.20	57.20	79.85	14.43	0.00	14.43
01 1100 211 000	REG INSTR - GROUP INS TEACHERS/PROF DIST	48,260.16	4,006.08	48,062.56	99.59	197.60	0.00	197.60
01 1100 211 001	REG INSTR - GROUP INS TEACHERS/PROF HS	799,433.93	66,210.39	795,241.07	99.48	4,192.86	0.00	4,192.86
01 1100 211 002	REG INSTR - GROUP INS TEACHERS/PROF BE	431,485.31	35,514.67	434,473.66	100.69	(2,988.35)	0.00	(2,988.35)
01 1100 211 003	REG INSTR - GROUP INS TEACHERS/PROF PC	516,596.93	44,440.95	525,747.74	101.77	(9,150.81)	0.00	(9,150.81)
01 1100 211 004	REG INSTR - GROUP INS TEACHERS/PROF HE	409,015.01	34,025.19	406,903.71	99.48	2,111.30	0.00	2,111.30
01 1100 211 005	REG INSTR - GROUP INS TEACHERS/PROF BMS	329,908.27	32,170.80	353,737.22	107.22	(23,828.95)	0.00	(23,828.95)
01 1100 211 006	REG INSTR - GROUP INS TEACHERS/PROF AP	465,827.11	39,345.33	469,091.88	100.70	(3,264.77)	0.00	(3,264.77)
01 1100 211 007	REG INSTR - GROUP INS TEACHERS/PROF SE	383,169.73	32,168.87	384,206.86	100.27	(1,037.13)	0.00	(1,037.13)
01 1100 211 008	REG INSTR - GROUP INS TEACHERS/PROF BSMS	523,214.93	47,285.13	545,251.47	104.21	(22,036.54)	0.00	(22,036.54)
01 1100 212 001	REG INSTR - GROUP INS AIDES HS	119.38	34.74	411.68	344.85	(292.30)	0.00	(292.30)
01 1100 212 002	REG INSTR - GROUP INS AIDES BE	0.00	0.00	0.00	0.00	0.00	0.00	0.00
01 1100 212 003	REG INSTR - GROUP INS AIDES PC	0.00	0.00	0.00	0.00	0.00	0.00	0.00
01 1100 212 004	REG INSTR - GROUP INS AIDES HE	0.00	0.00	0.00	0.00	0.00	0.00	0.00
01 1100 212 005	REG INSTR - GROUP INS AIDES BMS	0.00	0.00	0.00	0.00	0.00	0.00	0.00
01 1100 212 006	REG INSTR - GROUP INS AIDES AP	0.00	0.00	0.00	0.00	0.00	0.00	0.00
01 1100 212 007	REG INSTR - GROUP INS AIDES SE	0.00	0.00	0.00	0.00	0.00	0.00	0.00
01 1100 212 008	REG INSTR - GROUP INS AIDES BSMS	0.00	0.00	0.00	0.00	0.00	0.00	0.00
01 1100 220 000	REG INSTR - SOC SEC NON-INSTR DIST	3,773.47	313.09	3,975.63	105.36	(202.16)	0.00	(202.16)
01 1100 220 001	REG INSTR - SOC SEC NON-INSTR HS	3,750.31	5.55	3,973.51	105.95	(223.20)	0.00	(223.20)
01 1100 220 005	REG INSTR - SOC SEC NON-INSTR BMS	237.75	0.73	176.24	74.13	61.51	0.00	61.51
01 1100 220 008	REG INSTR - SOC SEC NON-INSTR BSMS	379.71	31.87	478.09	125.91	(98.38)	0.00	(98.38)
01 1100 221 000	REG INSTR - SOC SEC TEACHERS DIST	11,822.11	1,012.01	12,008.28	101.57	(186.17)	0.00	(186.17)
01 1100 221 001	REG INSTR - SOC SEC TEACHERS HS	283,293.48	24,312.29	287,785.61	101.59	(4,492.13)	0.00	(4,492.13)
01 1100 221 002	REG INSTR - SOC SEC TEACHERS BE	108,366.74	9,560.66	113,085.79	104.35	(4,719.05)	0.00	(4,719.05)
01 1100 221 003	REG INSTR - SOC SEC TEACHERS PC	157,593.59	13,804.26	161,938.91	102.76	(4,345.32)	0.00	(4,345.32)
01 1100 221 004	REG INSTR - SOC SEC TEACHERS HE	122,652.80	10,529.99	123,789.11	100.93	(1,136.31)	0.00	(1,136.31)
01 1100 221 005	REG INSTR - SOC SEC TEACHERS BMS	148,457.68	12,605.20	152,433.60	102.68	(3,975.92)	0.00	(3,975.92)
01 1100 221 006	REG INSTR - SOC SEC TEACHERS AP	111,080.30	9,299.10	112,797.27	101.55	(1,716.97)	0.00	(1,716.97)
01 1100 221 007	REG INSTR - SOC SEC TEACHERS SE	97,264.55	9,372.57	100,445.93	103.27	(3,181.38)	0.00	(3,181.38)
01 1100 221 008	REG INSTR - SOC SEC TEACHERS BSMS	188,395.62	16,252.00	191,116.97	101.44	(2,721.35)	0.00	(2,721.35)
01 1100 222 001	REG INSTR - SOC SEC AIDES HS	2,494.51	0.00	1,857.80	74.48	636.71	0.00	636.71
01 1100 222 002	REG INSTR - SOC SEC AIDES BE	5.84	0.00	36.26	620.89	(30.42)	0.00	(30.42)
01 1100 222 003	REG INSTR - SOC SEC AIDES PC	0.00	0.00	0.00	0.00	0.00	0.00	0.00
01 1100 222 004	REG INSTR - SOC SEC AIDES HE	0.00	0.00	0.00	0.00	0.00	0.00	0.00
01 1100 222 005	REG INSTR - SOC SEC AIDES BMS	84.26	0.00	74.67	88.62	9.59	0.00	9.59
01 1100 222 006	REG INSTR - SOC SEC AIDES AP	0.00	0.00	0.00	0.00	0.00	0.00	0.00
01 1100 222 007	REG INSTR - SOC SEC AIDES SE	0.00	0.00	0.00	0.00	0.00	0.00	0.00
01 1100 222 008	REG INSTR - SOC SEC AIDES BSMS	102.02	0.00	85.58	83.89	16.44	0.00	16.44
01 1100 223 001	REG INSTR - SOC SEC SUB TEACHERS HS	7,526.23	0.00	8,158.86	108.41	(632.63)	0.00	(632.63)
01 1100 223 002	REG INSTR - SOC SEC SUB TEACHERS BE	4,068.91	0.00	4,651.15	114.31	(582.24)	0.00	(582.24)
01 1100 223 003	REG INSTR - SOC SEC SUB TEACHERS PC	4,674.69	0.00	4,947.68	105.84	(272.99)	0.00	(272.99)

Regular; Processing Month 08/2024

Account Number	Account Description	Revised Budget	Expended During Month	Expenditures to Date	% of Budget	Balance at EOM	P/ O Outstanding	Unencumbered Balance
01 1100 223 004	REG INSTR - SOC SEC SUB TEACHERS HE	3,617.68	0.00	6,295.68	174.03	(2,678.00)	0.00	(2,678.00)
01 1100 223 005	REG INSTR - SOC SEC SUB TEACHERS BMS	4,920.96	0.00	4,478.19	91.00	442.77	0.00	442.77
01 1100 223 006	REG INSTR - SOC SEC SUB TEACHERS AP	2,381.53	0.00	2,750.10	115.48	(368.57)	0.00	(368.57)
01 1100 223 007	REG INSTR - SOC SEC SUB TEACHERS SE	2,843.97	0.00	3,213.61	113.00	(369.64)	0.00	(369.64)
01 1100 223 008	REG INSTR - SOC SEC SUB TEACHERS BSMS	4,523.98	0.00	5,555.34	122.80	(1,031.36)	0.00	(1,031.36)
01 1100 230 000	REG INSTR - RETIREMENT NON-INSTR DIST	3,276.27	265.32	3,393.78	103.59	(117.51)	0.00	(117.51)
01 1100 230 001	REG INSTR - RETIREMENT NON-INSTR HS	516.44	0.00	235.56	45.61	280.88	0.00	280.88
01 1100 230 005	REG INSTR - RETIREMENT NON-INSTR BMS	109.75	0.00	44.08	40.16	65.67	0.00	65.67
01 1100 230 008	REG INSTR - RETIREMENT NON-INSTR BSMS	138.59	0.00	88.20	63.64	50.39	0.00	50.39
01 1100 231 000	REG INSTR - RETIREMENT TEACHERS DIST	11,327.68	954.33	11,461.36	101.18	(133.68)	0.00	(133.68)
01 1100 231 001	REG INSTR - RETIREMENT TEACHERS HS	275,185.48	23,186.09	274,395.38	99.71	790.10	0.00	790.10
01 1100 231 002	REG INSTR - RETIREMENT TEACHERS BE	105,393.40	9,052.17	107,650.90	102.14	(2,257.50)	0.00	(2,257.50)
01 1100 231 003	REG INSTR - RETIREMENT TEACHERS PC	153,608.87	13,183.14	154,581.33	100.63	(972.46)	0.00	(972.46)
01 1100 231 004	REG INSTR - RETIREMENT TEACHERS HE	121,679.11	10,146.44	118,914.07	97.73	2,765.04	0.00	2,765.04
01 1100 231 005	REG INSTR - RETIREMENT TEACHERS BMS	144,993.00	11,980.71	144,125.58	99.40	867.42	0.00	867.42
01 1100 231 006	REG INSTR - RETIREMENT TEACHERS AP	109,886.30	9,104.05	110,494.59	100.55	(608.29)	0.00	(608.29)
01 1100 231 007	REG INSTR - RETIREMENT TEACHERS SE	97,357.89	8,010.65	96,003.88	98.61	1,354.01	0.00	1,354.01
01 1100 231 008	REG INSTR - RETIREMENT TEACHERS BSMS	180,665.53	15,588.03	182,395.94	100.96	(1,730.41)	0.00	(1,730.41)
01 1100 232 001	REG INSTR - RETIREMENT AIDES HS	2,424.77	0.00	1,736.68	71.62	688.09	0.00	688.09
01 1100 232 002	REG INSTR - RETIREMENT AIDES BE	0.00	0.00	0.00	0.00	0.00	0.00	0.00
01 1100 232 003	REG INSTR - RETIREMENT AIDES PC	0.00	0.00	0.00	0.00	0.00	0.00	0.00
01 1100 232 004	REG INSTR - RETIREMENT AIDES HE	0.00	0.00	0.00	0.00	0.00	0.00	0.00
01 1100 232 005	REG INSTR - RETIREMENT AIDES BMS	0.00	0.00	0.00	0.00	0.00	0.00	0.00
01 1100 232 006	REG INSTR - RETIREMENT AIDES AP	0.00	0.00	0.00	0.00	0.00	0.00	0.00
01 1100 232 007	REG INSTR - RETIREMENT AIDES SE	0.00	0.00	0.00	0.00	0.00	0.00	0.00
01 1100 232 008	REG INSTR - RETIREMENT AIDES BSMS	0.00	0.00	0.00	0.00	0.00	0.00	0.00
01 1100 233 001	REG INSTR - RETIREMENT SUB TEACHERS HS	0.00	0.00	0.00	0.00	0.00	0.00	0.00
01 1100 233 002	REG INSTR - RETIREMENT SUB TEACHERS BE	0.00	0.00	0.00	0.00	0.00	0.00	0.00
01 1100 233 003	REG INSTR - RETIREMENT SUB TEACHERS PC	185.76	0.00	303.14	163.19	(117.38)	0.00	(117.38)
01 1100 233 004	REG INSTR - RETIREMENT SUB TEACHERS HE	33.17	0.00	2,056.15	6,198.82	(2,022.98)	0.00	(2,022.98)
01 1100 233 005	REG INSTR - RETIREMENT SUB TEACHERS BMS	39.80	0.00	24.26	60.95	15.54	0.00	15.54
01 1100 233 006	REG INSTR - RETIREMENT SUB TEACHERS AP	252.08	0.00	145.52	57.73	106.56	0.00	106.56
01 1100 233 007	REG INSTR - RETIREMENT SUB TEACHERS SE	0.00	0.00	48.51	0.00	(48.51)	0.00	(48.51)
01 1100 233 008	REG INSTR - RETIREMENT SUB TEACHERS BSMS	0.00	0.00	157.69	0.00	(157.69)	0.00	(157.69)
01 1100 237 000	REG INSTR - INCR RET CONTR DIST	1,239.48	419.48	5,108.85	412.18	(3,869.37)	0.00	(3,869.37)
01 1100 237 001	REG INSTR - INCR RET CONTR HS	95,673.50	7,974.10	95,041.47	99.34	632.03	0.00	632.03
01 1100 237 002	REG INSTR - INCR RET CONTR BE	36,251.33	3,113.24	37,023.28	102.13	(771.95)	0.00	(771.95)
01 1100 237 003	REG INSTR - INCR RET CONTR PC	55,644.11	4,533.93	53,267.64	95.73	2,376.47	0.00	2,376.47
01 1100 237 004	REG INSTR - INCR RET CONTR HE	43,922.80	3,489.58	41,603.88	94.72	2,318.92	0.00	2,318.92
01 1100 237 005	REG INSTR - INCR RET CONTR BMS	49,916.76	4,120.44	49,471.38	99.11	445.38	0.00	445.38
01 1100 237 006	REG INSTR - INCR RET CONTR AP	35,470.99	3,131.05	38,051.35	107.27	(2,580.36)	0.00	(2,580.36)
01 1100 237 007	REG INSTR - INCR RET CONTR SE	35,854.11	2,755.04	33,034.01	92.13	2,820.10	0.00	2,820.10
01 1100 237 008	REG INSTR - INCR RET CONTR BSMS	58,767.64	5,361.04	62,814.22	106.89	(4,046.58)	0.00	(4,046.58)
01 1100 260 000	UNEMPLOY COMP NON-INSTR DIST	0.00	0.00	0.00	0.00	0.00	0.00	0.00
01 1100 271 001	REG INSTR - WORK COMP TEACHERS HS	23,000.00	18,772.00	36,746.25	159.77	(13,746.25)	0.00	(13,746.25)
01 1100 271 002	REG INSTR - WORK COMP TEACHERS BE	23,000.00	18,772.00	36,746.25	159.77	(13,746.25)	0.00	(13,746.25)
01 1100 271 003	REG INSTR - WORK COMP TEACHERS PC	23,000.00	18,772.00	36,746.25	159.77	(13,746.25)	0.00	(13,746.25)
01 1100 271 004	REG INSTR - WORK COMP TEACHERS HE	23,000.00	18,772.00	36,746.25	159.77	(13,746.25)	0.00	(13,746.25)
01 1100 271 005	REG INSTR - WORK COMP TEACHERS BMS	23,000.00	18,772.00	36,746.25	159.77	(13,746.25)	0.00	(13,746.25)
01 1100 271 006	REG INSTR - WORK COMP TEACHERS AP	23,000.00	18,772.00	36,746.25	159.77	(13,746.25)	0.00	(13,746.25)
01 1100 271 007	REG INSTR - WORK COMP TEACHERS SE	23,000.00	18,772.00	36,746.25	159.77	(13,746.25)	0.00	(13,746.25)
01 1100 271 008	REG INSTR - WORK COMP TEACHERS BSMS	23,000.00	18,772.00	36,746.25	159.77	(13,746.25)	0.00	(13,746.25)
01 1100 280 000	REG INSTR - HEALTH BEN NON-INSTR DIST	4,107.64	475.00	5,700.00	138.77	(1,592.36)	0.00	(1,592.36)
01 1100 281 000	REG INSTR - HEALTH BEN TEACHERS DIST	4,107.64	475.00	3,800.00	92.51	307.64	0.00	307.64
01 1100 281 001	REG INSTR - HEALTH BEN TEACHERS HS	71,014.54	8,310.40	100,465.22	141.47	(29,450.68)	0.00	(29,450.68)





Account Number	Account Description	Revised Budget	Expended During Month	Expenditures to Date	% of Budget	Balance at EOM	P/ O Outstanding	Unencumbered Balance
01 1100 580 006	REG INSTR - TRAVEL & MILEAGE AP	750.00	0.00	1,107.16	147.62	(357.16)	0.00	(357.16)
01 1100 580 006 001	REG INSTR - TRAVEL & MILEAGE GRADE 1 AP	0.00	0.00	0.00	0.00	0.00	0.00	0.00
01 1100 580 006 002	REG INSTR - TRAVEL & MILEAGE GRADE 2 AP	0.00	0.00	0.00	0.00	0.00	0.00	0.00
01 1100 580 006 003	REG INSTR - TRAVEL & MILEAGE GRADE 3 AP	0.00	0.00	0.00	0.00	0.00	0.00	0.00
01 1100 580 006 004	REG INSTR - TRAVEL & MILEAGE GRADE 4 AP	0.00	0.00	0.00	0.00	0.00	0.00	0.00
01 1100 580 006 005	REG INSTR - TRAVEL & MILEAGE GRADE 5 AP	0.00	0.00	0.00	0.00	0.00	0.00	0.00
01 1100 580 006 007	REG INSTR - TRAVEL & MILEAGE KDG AP	0.00	0.00	0.00	0.00	0.00	0.00	0.00
01 1100 580 006 060	REG INSTR - TRAVEL & MILEAGE PE AP	0.00	0.00	0.00	0.00	0.00	0.00	0.00
01 1100 580 006 080	REG INSTR - TRAVEL & MILEAGE ART AP	0.00	0.00	0.00	0.00	0.00	0.00	0.00
01 1100 580 006 081	REG INSTR - TRAVEL & MILEAGE VOC MUS AP	0.00	0.00	15.07	0.00	(15.07)	0.00	(15.07)
01 1100 580 006 082	REG INSTR - TRAVEL & MILEAGE INST MUS AP	0.00	0.00	0.00	0.00	0.00	0.00	0.00
01 1100 580 007	REG INSTR - TRAVEL & MILEAGE SE	750.00	0.00	0.00	0.00	750.00	0.00	750.00
01 1100 580 007 001	REG INSTR - TRAVEL & MILEAGE GRADE 1 SE	0.00	0.00	0.00	0.00	0.00	0.00	0.00
01 1100 580 007 002	REG INSTR - TRAVEL & MILEAGE GRADE 2 SE	0.00	0.00	0.00	0.00	0.00	0.00	0.00
01 1100 580 007 003	REG INSTR - TRAVEL & MILEAGE GRADE 3 SE	0.00	0.00	0.00	0.00	0.00	0.00	0.00
01 1100 580 007 004	REG INSTR - TRAVEL & MILEAGE GRADE 4 SE	0.00	0.00	0.00	0.00	0.00	0.00	0.00
01 1100 580 007 005	REG INSTR - TRAVEL & MILEAGE GRADE 5 SE	0.00	0.00	0.00	0.00	0.00	0.00	0.00
01 1100 580 007 007	REG INSTR - TRAVEL & MILEAGE KDG SE	0.00	0.00	0.00	0.00	0.00	0.00	0.00
01 1100 580 007 060	REG INSTR - TRAVEL & MILEAGE PE SE	0.00	0.00	0.00	0.00	0.00	0.00	0.00
01 1100 580 007 080	REG INSTR - TRAVEL & MILEAGE ART SE	0.00	0.00	50.13	0.00	(50.13)	0.00	(50.13)
01 1100 580 007 081	REG INSTR - TRAVEL & MILEAGE VOC MUS SE	0.00	0.00	60.26	0.00	(60.26)	0.00	(60.26)
01 1100 580 007 082	REG INSTR - TRAVEL & MILEAGE INST MUS SE	0.00	0.00	0.00	0.00	0.00	0.00	0.00
01 1100 580 008	REG INSTR - TRAVEL & MILEAGE BSMS	750.00	0.00	0.00	0.00	750.00	0.00	750.00
01 1100 580 008 015	REG INSTR - TRAVEL & MILEAGE ENGLISH BSMS	0.00	0.00	0.00	0.00	0.00	0.00	0.00
01 1100 580 008 018	REG INSTR - TRAVEL & MILEAGE READING BSMS	0.00	0.00	0.00	0.00	0.00	0.00	0.00
01 1100 580 008 019	REG INSTR - TRAVEL & MILEAGE SPEECH BSMS	0.00	0.00	0.00	0.00	0.00	0.00	0.00
01 1100 580 008 022	REG INSTR - TRAVEL & MILEAGE LANGUAGE BSMS	0.00	0.00	0.00	0.00	0.00	0.00	0.00
01 1100 580 008 030	REG INSTR - TRAVEL & MILEAGE SOC STUD BSMS	0.00	0.00	0.00	0.00	0.00	0.00	0.00
01 1100 580 008 040	REG INSTR - TRAVEL & MILEAGE MATH BSMS	0.00	0.00	0.00	0.00	0.00	0.00	0.00
01 1100 580 008 050	REG INSTR - TRAVEL & MILEAGE T&L BSMS	0.00	0.00	0.00	0.00	0.00	0.00	0.00
01 1100 580 008 054	REG INSTR - TRAVEL & MILEAGE COMPUTER BSMS	0.00	0.00	0.00	0.00	0.00	0.00	0.00
01 1100 580 008 060	REG INSTR - TRAVEL & MILEAGE PE BSMS	0.00	0.00	0.00	0.00	0.00	0.00	0.00
01 1100 580 008 070	REG INSTR - TRAVEL & MILEAGE SCIENCE BSMS	0.00	0.00	0.00	0.00	0.00	0.00	0.00
01 1100 580 008 080	REG INSTR - TRAVEL & MILEAGE ART BSMS	0.00	0.00	0.00	0.00	0.00	0.00	0.00
01 1100 580 008 081	REG INSTR - TRAVEL & MILEAGE VOC MUS BSMS	0.00	0.00	83.37	0.00	(83.37)	0.00	(83.37)
01 1100 580 008 082	REG INSTR - TRAVEL & MILEAGE INST MUS BSMS	0.00	0.00	178.21	0.00	(178.21)	0.00	(178.21)
01 1100 580 008 083	REG INSTR - TRAVEL & MILEAGE GEN MUS BSMS	0.00	0.00	0.00	0.00	0.00	0.00	0.00
01 1100 590 001	REG INSTR - PURCHASED SERVICES HS	0.00	5,000.00	30,000.00	0.00	(30,000.00)	0.00	(30,000.00)
01 1100 590 002	REG INSTR - PURCHASED SERVICES BE	0.00	0.00	0.00	0.00	0.00	0.00	0.00
01 1100 590 003	REG INSTR - PURCHASED SERVICES PC	0.00	0.00	0.00	0.00	0.00	0.00	0.00
01 1100 590 004	REG INSTR - PURCHASED SERVICES HE	0.00	0.00	0.00	0.00	0.00	0.00	0.00
01 1100 590 005	REG INSTR - PURCHASED SERVICES BMS	0.00	0.00	0.00	0.00	0.00	0.00	0.00
01 1100 590 006	REG INSTR - PURCHASED SERVICES AP	0.00	0.00	0.00	0.00	0.00	0.00	0.00
01 1100 590 007	REG INSTR - PURCHASED SERVICES SE	0.00	0.00	0.00	0.00	0.00	0.00	0.00
01 1100 590 008	REG INSTR - PURCHASED SERVICES BSMS	0.00	0.00	0.00	0.00	0.00	0.00	0.00
01 1100 610 000	REG INSTR - SUPPLIES DISTRICT	5,000.00	340.12	84,702.23	1,694.04	(79,702.23)	0.00	(79,702.23)
01 1100 610 000 611	REG INSTR - TESTING SUPPLIES DISTRICT	0.00	0.00	0.00	0.00	0.00	16,044.25	(16,044.25)
01 1100 610 001	REG INSTR - SUPPLIES HS	30,000.00	3,332.67	21,158.76	72.17	8,841.24	493.13	8,348.11
01 1100 610 001 015	REG INSTR - SUPPLIES ENGLISH HS	1,500.00	2,704.88	6,757.51	451.56	(5,257.51)	15.89	(5,273.40)
01 1100 610 001 016	REG INSTR - SUPPLIES JOURNALISM HS	250.00	292.97	565.16	234.66	(315.16)	21.49	(336.65)
01 1100 610 001 017	REG INSTR - SUPPLIES ONE-ACT HS	250.00	0.00	0.00	0.00	250.00	0.00	250.00
01 1100 610 001 020	REG INSTR - SUPPLIES SPANISH HS	500.00	931.84	2,418.90	531.26	(1,918.90)	237.38	(2,156.28)
01 1100 610 001 021	REG INSTR - SUPPLIES FRENCH HS	500.00	211.55	1,833.97	451.90	(1,333.97)	425.52	(1,759.49)
01 1100 610 001 030	REG INSTR - SUPPLIES SOC STUD HS	1,500.00	8.04	1,752.88	116.87	(252.88)	0.20	(253.08)
01 1100 610 001 040	REG INSTR - SUPPLIES MATH HS	2,500.00	1,971.73	5,112.40	231.85	(2,612.40)	683.85	(3,296.25)

Account Number	Account Description	Revised Budget	Expended During Month	Expenditures to Date	% of Budget	Balance at EOM	P/ O Outstanding	Unencumbered Balance
01 1100 610 001 050	REG INSTR - SUPPLIES VOCATIONAL HS	0.00	0.00	0.00	0.00	0.00	0.00	0.00
01 1100 610 001 051	REG INSTR - SUPPLIES BUSINESS HS	1,000.00	0.00	815.58	85.21	184.42	36.50	147.92
01 1100 610 001 052	REG INSTR - SUPPLIES IND TECH HS	1,500.00	0.00	5,453.50	363.57	(3,953.50)	0.00	(3,953.50)
01 1100 610 001 053	REG INSTR - SUPPLIES FCS HS	4,750.00	41.00	6,184.11	133.03	(1,434.11)	135.02	(1,569.13)
01 1100 610 001 060	REG INSTR - SUPPLIES PE HS	2,250.00	4,595.40	10,111.66	460.86	(7,861.66)	257.70	(8,119.36)
01 1100 610 001 070	REG INSTR - SUPPLIES SCIENCE HS	10,000.00	9,733.59	21,276.26	236.82	(11,276.26)	2,406.10	(13,682.36)
01 1100 610 001 080	REG INSTR - SUPPLIES ART HS	5,000.00	12,043.31	21,329.21	431.98	(16,329.21)	269.89	(16,599.10)
01 1100 610 001 081	REG INSTR - SUPPLIES VOCAL MUSIC HS	500.00	305.15	1,486.04	297.21	(986.04)	0.00	(986.04)
01 1100 610 001 082	REG INSTR - SUPPLIES INSTR MUSIC HS	2,500.00	239.40	1,470.38	79.97	1,029.62	528.80	500.82
01 1100 610 001 611	REG INSTR - TESTING SUPPLIES HS	2,500.00	0.00	60.59	2.42	2,439.41	0.00	2,439.41
01 1100 610 002	REG INSTR - SUPPLIES BE	20,000.00	773.17	14,826.43	74.17	5,173.57	7.32	5,166.25
01 1100 610 002 001	REG INSTR - SUPPLIES 1ST GRADE BE	1,000.00	392.26	1,714.07	171.41	(714.07)	0.00	(714.07)
01 1100 610 002 002	REG INSTR - SUPPLIES 2ND GRADE BE	1,000.00	0.00	1,352.90	135.29	(352.90)	0.00	(352.90)
01 1100 610 002 003	REG INSTR - SUPPLIES 3RD GRADE BE	1,000.00	151.57	1,656.81	168.07	(656.81)	23.87	(680.68)
01 1100 610 002 004	REG INSTR - SUPPLIES 4TH GRADE BE	1,000.00	0.00	1,790.37	179.39	(790.37)	3.54	(793.91)
01 1100 610 002 005	REG INSTR - SUPPLIES 5TH GRADE BE	1,000.00	189.44	1,065.74	106.57	(65.74)	0.00	(65.74)
01 1100 610 002 007	REG INSTR - SUPPLIES KDG BE	1,000.00	371.19	924.19	92.50	75.81	0.76	75.05
01 1100 610 002 020	REG INSTR - SUPPLIES SPANISH BE	250.00	0.00	0.00	0.00	250.00	0.00	250.00
01 1100 610 002 060	REG INSTR - SUPPLIES PE BE	750.00	0.00	0.00	0.00	750.00	0.00	750.00
01 1100 610 002 080	REG INSTR - SUPPLIES ART BE	750.00	0.00	2,200.13	293.35	(1,450.13)	0.00	(1,450.13)
01 1100 610 002 081	REG INSTR - SUPPLIES VOCAL MUSIC BE	500.00	57.34	215.00	66.68	285.00	118.39	166.61
01 1100 610 002 082	REG INSTR - SUPPLIES INSTR MUSIC BE	250.00	0.00	0.00	0.00	250.00	0.00	250.00
01 1100 610 002 611	REG INSTR - TESTING SUPPLIES BE	2,500.00	0.00	2,750.00	110.00	(250.00)	0.00	(250.00)
01 1100 610 003	REG INSTR - SUPPLIES PC	20,000.00	2,089.14	13,562.91	71.71	6,437.09	778.40	5,658.69
01 1100 610 003 001	REG INSTR - SUPPLIES 1ST GRADE PC	1,000.00	652.10	1,508.96	157.68	(508.96)	67.81	(576.77)
01 1100 610 003 002	REG INSTR - SUPPLIES 2ND GRADE PC	1,000.00	564.88	1,499.48	150.50	(499.48)	5.48	(504.96)
01 1100 610 003 003	REG INSTR - SUPPLIES 3RD GRADE PC	1,000.00	535.85	1,643.32	164.33	(643.32)	0.00	(643.32)
01 1100 610 003 004	REG INSTR - SUPPLIES 4TH GRADE PC	1,000.00	344.99	1,466.84	147.01	(466.84)	3.23	(470.07)
01 1100 610 003 005	REG INSTR - SUPPLIES 5TH GRADE PC	1,000.00	3,263.65	4,149.81	414.98	(3,149.81)	0.00	(3,149.81)
01 1100 610 003 007	REG INSTR - SUPPLIES KDG PC	1,000.00	356.81	548.43	87.34	451.57	325.00	126.57
01 1100 610 003 020	REG INSTR - SUPPLIES SPANISH PC	250.00	0.00	0.00	0.00	250.00	0.00	250.00
01 1100 610 003 060	REG INSTR - SUPPLIES PE PC	750.00	0.00	770.09	102.68	(20.09)	0.00	(20.09)
01 1100 610 003 080	REG INSTR - SUPPLIES ART PC	750.00	290.90	1,116.89	148.92	(366.89)	0.00	(366.89)
01 1100 610 003 081	REG INSTR - SUPPLIES VOCAL MUSIC PC	500.00	0.00	799.68	175.14	(299.68)	76.00	(375.68)
01 1100 610 003 082	REG INSTR - SUPPLIES INSTR MUSIC PC	250.00	0.00	0.00	0.00	250.00	0.00	250.00
01 1100 610 003 611	REG INSTR - TESTING SUPPLIES PC	2,500.00	0.00	2,750.00	110.00	(250.00)	0.00	(250.00)
01 1100 610 004	REG INSTR - SUPPLIES HE	20,000.00	1,668.24	9,255.32	46.30	10,744.68	5.00	10,739.68
01 1100 610 004 001	REG INSTR - SUPPLIES 1ST GRADE HE	1,000.00	62.87	903.17	98.82	96.83	84.99	11.84
01 1100 610 004 002	REG INSTR - SUPPLIES 2ND GRADE HE	1,000.00	0.00	1,338.64	137.09	(338.64)	32.25	(370.89)
01 1100 610 004 003	REG INSTR - SUPPLIES 3RD GRADE HE	1,000.00	95.99	1,038.77	103.88	(38.77)	0.00	(38.77)
01 1100 610 004 004	REG INSTR - SUPPLIES 4TH GRADE HE	1,000.00	0.00	1,441.61	144.16	(441.61)	0.00	(441.61)
01 1100 610 004 005	REG INSTR - SUPPLIES 5TH GRADE HE	1,000.00	324.04	1,028.63	104.90	(28.63)	20.36	(48.99)
01 1100 610 004 007	REG INSTR - SUPPLIES KDG HE	1,000.00	0.00	989.70	98.97	10.30	0.00	10.30
01 1100 610 004 020	REG INSTR - SUPPLIES SPANISH HE	500.00	0.00	0.00	0.00	500.00	0.00	500.00
01 1100 610 004 060	REG INSTR - SUPPLIES PE HE	750.00	0.00	996.55	132.87	(246.55)	0.00	(246.55)
01 1100 610 004 080	REG INSTR - SUPPLIES ART HE	750.00	0.00	3,109.97	415.28	(2,359.97)	4.63	(2,364.60)
01 1100 610 004 081	REG INSTR - SUPPLIES VOCAL MUSIC HE	500.00	0.00	1,124.59	232.65	(624.59)	38.66	(663.25)
01 1100 610 004 082	REG INSTR - SUPPLIES INSTR MUSIC HE	250.00	0.00	0.00	0.00	250.00	0.00	250.00
01 1100 610 004 611	REG INSTR - TESTING SUPPLIES HE	2,500.00	0.00	2,750.00	110.00	(250.00)	0.00	(250.00)
01 1100 610 005	REG INSTR - SUPPLIES BMS	30,000.00	1,630.27	10,266.66	35.79	19,733.34	470.98	19,262.36
01 1100 610 005 015	REG INSTR - SUPPLIES ENGLISH BMS	1,500.00	377.42	2,243.77	155.30	(743.77)	85.76	(829.53)
01 1100 610 005 018	REG INSTR - SUPPLIES READING BMS	1,500.00	134.90	1,157.82	80.47	342.18	49.30	292.88
01 1100 610 005 019	REG INSTR - SUPPLIES SPEECH/DRAMA BMS	500.00	141.55	1,038.59	209.24	(538.59)	7.60	(546.19)
01 1100 610 005 022	REG INSTR - SUPPLIES WORLD LANG BMS	1,500.00	0.00	620.86	52.06	879.14	159.99	719.15
01 1100 610 005 030	REG INSTR - SUPPLIES SOC STUD BMS	1,000.00	127.81	1,671.14	173.19	(671.14)	60.76	(731.90)

09/06/2024 01:01 PM

Regular; Processing Month 08/2024

User ID: MDT

Account Number	Account Description	Revised Budget	Expended During Month	Expenditures to Date	% of Budget	Balance at EOM	P/ O Outstanding	Unencumbered Balance
01 1100 610 005 040	REG INSTR - SUPPLIES MATH BMS	2,500.00	378.14	2,787.76	116.50	(287.76)	124.68	(412.44)
01 1100 610 005 050	REG INSTR - SUPPLIES T&L BMS	4,750.00	4,772.08	11,786.12	293.10	(7,036.12)	2,135.95	(9,172.07)
01 1100 610 005 054	REG INSTR - SUPPLIES COMPUTERS BMS	1,000.00	0.00	291.73	29.17	708.27	0.00	708.27
01 1100 610 005 060	REG INSTR - SUPPLIES PE/HEALTH BMS	2,000.00	61.40	1,743.79	94.74	256.21	151.00	105.21
01 1100 610 005 070	REG INSTR - SUPPLIES SCIENCE BMS	5,000.00	1,650.55	5,149.39	111.27	(149.39)	414.33	(563.72)
01 1100 610 005 080	REG INSTR - SUPPLIES ART BMS	2,500.00	769.21	5,218.81	246.45	(2,718.81)	942.53	(3,661.34)
01 1100 610 005 081	REG INSTR - SUPPLIES VOCAL MUSIC BMS	1,000.00	0.00	105.20	10.52	894.80	0.00	894.80
01 1100 610 005 082	REG INSTR - SUPPLIES INSTR MUSIC BMS	500.00	0.00	91.75	18.35	408.25	0.00	408.25
01 1100 610 005 083	REG INSTR - SUPPLIES GENERAL MUSIC BMS	1,500.00	0.00	204.90	13.66	1,295.10	0.00	1,295.10
01 1100 610 005 611	REG INSTR - TESTING SUPPLIES BMS	2,500.00	0.00	0.00	0.00	2,500.00	0.00	2,500.00
01 1100 610 006	REG INSTR - SUPPLIES AP	20,000.00	2,677.00	16,288.28	87.12	3,711.72	1,135.00	2,576.72
01 1100 610 006 001	REG INSTR - SUPPLIES 1ST GRADE AP	1,000.00	0.00	884.35	88.44	115.65	0.00	115.65
01 1100 610 006 002	REG INSTR - SUPPLIES 2ND GRADE AP	1,000.00	0.00	404.04	40.40	595.96	0.00	595.96
01 1100 610 006 003	REG INSTR - SUPPLIES 3RD GRADE AP	1,000.00	0.00	1,638.39	163.84	(638.39)	0.00	(638.39)
01 1100 610 006 004	REG INSTR - SUPPLIES 4TH GRADE AP	1,000.00	0.00	513.60	51.36	486.40	0.00	486.40
01 1100 610 006 005	REG INSTR - SUPPLIES 5TH GRADE AP	1,000.00	0.00	401.90	64.06	598.10	238.68	359.42
01 1100 610 006 007	REG INSTR - SUPPLIES KDG AP	1,000.00	573.27	1,319.77	131.98	(319.77)	0.00	(319.77)
01 1100 610 006 020	REG INSTR - SUPPLIES SPANISH AP	250.00	0.00	0.00	0.00	250.00	0.00	250.00
01 1100 610 006 060	REG INSTR - SUPPLIES PE AP	750.00	0.00	616.83	83.72	133.17	11.07	122.10
01 1100 610 006 080	REG INSTR - SUPPLIES ART AP	750.00	831.25	2,017.98	276.05	(1,267.98)	52.40	(1,320.38)
01 1100 610 006 081	REG INSTR - SUPPLIES VOCAL MUSIC AP	500.00	0.00	646.91	129.38	(146.91)	0.00	(146.91)
01 1100 610 006 082	REG INSTR - SUPPLIES INSTR MUSIC AP	250.00	0.00	0.00	0.00	250.00	0.00	250.00
01 1100 610 006 611	REG INSTR - TESTING SUPPLIES AP	2,500.00	0.00	2,750.00	110.00	(250.00)	0.00	(250.00)
01 1100 610 007	REG INSTR - SUPPLIES SE	20,000.00	3,356.91	17,057.44	92.58	2,942.56	1,459.49	1,483.07
01 1100 610 007 001	REG INSTR - SUPPLIES 1ST GRADE SE	1,000.00	383.28	1,077.76	110.95	(77.76)	31.72	(109.48)
01 1100 610 007 002	REG INSTR - SUPPLIES 2ND GRADE SE	1,000.00	0.00	846.75	84.68	153.25	0.00	153.25
01 1100 610 007 003	REG INSTR - SUPPLIES 3RD GRADE SE	1,000.00	234.68	1,560.48	164.76	(560.48)	87.12	(647.60)
01 1100 610 007 004	REG INSTR - SUPPLIES 4TH GRADE SE	1,000.00	3,615.23	4,667.03	466.70	(3,667.03)	0.00	(3,667.03)
01 1100 610 007 005	REG INSTR - SUPPLIES 5TH GRADE SE	1,000.00	0.00	689.72	76.59	310.28	76.16	234.12
01 1100 610 007 007	REG INSTR - SUPPLIES KDG SE	1,000.00	0.00	992.06	99.21	7.94	0.00	7.94
01 1100 610 007 020	REG INSTR - SUPPLIES SPANISH SE	250.00	0.00	0.00	0.00	250.00	0.00	250.00
01 1100 610 007 060	REG INSTR - SUPPLIES PE SE	750.00	149.94	595.92	79.46	154.08	0.00	154.08
01 1100 610 007 080	REG INSTR - SUPPLIES ART SE	750.00	291.50	1,312.27	184.56	(562.27)	71.94	(634.21)
01 1100 610 007 081	REG INSTR - SUPPLIES VOCAL MUSIC SE	500.00	145.53	827.91	165.58	(327.91)	0.00	(327.91)
01 1100 610 007 082	REG INSTR - SUPPLIES INSTR MUSIC SE	250.00	0.00	0.00	0.00	250.00	0.00	250.00
01 1100 610 007 611	REG INSTR - TESTING SUPPLIES SE	2,500.00	0.00	2,750.00	110.00	(250.00)	0.00	(250.00)
01 1100 610 008	REG INSTR - SUPPLIES BSMS	30,000.00	1,631.39	21,553.72	73.04	8,446.28	358.59	8,087.69
01 1100 610 008 015	REG INSTR - SUPPLIES ENGLISH BSMS	1,500.00	420.32	1,775.18	127.04	(275.18)	130.38	(405.56)
01 1100 610 008 018	REG INSTR - SUPPLIES READING BSMS	1,500.00	886.79	2,284.05	161.41	(784.05)	137.12	(921.17)
01 1100 610 008 019	REG INSTR - SUPPLIES SPEECH/DRAMA BSMS	500.00	0.00	1,078.24	215.65	(578.24)	0.00	(578.24)
01 1100 610 008 022	REG INSTR - SUPPLIES WORLD LANG BSMS	1,500.00	0.00	777.38	52.76	722.62	13.97	708.65
01 1100 610 008 030	REG INSTR - SUPPLIES SOC STUD BSMS	1,000.00	339.70	2,273.18	229.32	(1,273.18)	20.02	(1,293.20)
01 1100 610 008 040	REG INSTR - SUPPLIES MATH BSMS	2,500.00	707.54	2,988.58	122.72	(488.58)	79.52	(568.10)
01 1100 610 008 050	REG INSTR - SUPPLIES T&L BSMS	4,750.00	6,925.13	17,076.17	398.62	(12,326.17)	1,858.44	(14,184.61)
01 1100 610 008 054	REG INSTR - SUPPLIES COMPUTERS BSMS	1,000.00	55.69	929.20	94.76	70.80	18.37	52.43
01 1100 610 008 060	REG INSTR - SUPPLIES PE/HEALTH BSMS	2,500.00	3,670.08	7,930.24	326.25	(5,430.24)	225.89	(5,656.13)
01 1100 610 008 070	REG INSTR - SUPPLIES SCIENCE BSMS	5,000.00	902.26	3,167.29	65.29	1,832.71	97.29	1,735.42
01 1100 610 008 080	REG INSTR - SUPPLIES ART BSMS	2,500.00	911.34	5,719.61	263.39	(3,219.61)	865.16	(4,084.77)
01 1100 610 008 081	REG INSTR - SUPPLIES VOCAL MUSIC BSMS	1,000.00	0.00	0.00	0.00	1,000.00	0.00	1,000.00
01 1100 610 008 082	REG INSTR - SUPPLIES INSTR MUSIC BSMS	500.00	0.00	91.75	18.35	408.25	0.00	408.25
01 1100 610 008 083	REG INSTR - SUPPLIES GENERAL MUSIC BSMS	1,500.00	44.39	751.38	62.09	748.62	180.00	568.62
01 1100 610 008 611	REG INSTR - TESTING SUPPLIES BSMS	2,500.00	0.00	0.00	0.00	2,500.00	0.00	2,500.00
01 1100 640 000	REG INSTR - BOOKS & PERIODICALS DISTRICT	115,000.00	350,000.00	350,000.00	304.35	(235,000.00)	0.00	(235,000.00)
01 1100 640 001	REG INSTR - BOOKS & PERIODICALS HS	15,000.00	367.10	2,072.14	13.81	12,927.86	0.00	12,927.86
01 1100 640 001 015	REG INSTR - BOOKS & PER ENGLISH HS	4,500.00	598.26	33,993.40	755.41	(29,493.40)	0.00	(29,493.40)

Account Number	Account Description	Revised Budget	Expended During Month	Expenditures to Date	% of Budget	Balance at EOM	P/ O Outstanding	Unencumbered Balance
01 1100 640 001 016	REG INSTR - BOOKS & PER JOURN HS	0.00	0.00	0.00	0.00	0.00	0.00	0.00
01 1100 640 001 017	REG INSTR - BOOKS & PER ONE-ACT HS	0.00	0.00	451.99	0.00	(451.99)	425.00	(876.99)
01 1100 640 001 020	REG INSTR - BOOKS & PER SPANISH HS	0.00	0.00	241.85	0.00	(241.85)	0.00	(241.85)
01 1100 640 001 021	REG INSTR - BOOKS & PER FRENCH HS	0.00	0.00	0.00	0.00	0.00	0.00	0.00
01 1100 640 001 030	REG INSTR - BOOKS & PER SOC STUD HS	500.00	0.00	7,179.38	1,435.88	(6,679.38)	0.00	(6,679.38)
01 1100 640 001 040	REG INSTR - BOOKS & PER MATH HS	0.00	0.00	16,485.92	0.00	(16,485.92)	0.00	(16,485.92)
01 1100 640 001 050	REG INSTR - BOOKS & PER VOCATIONAL HS	0.00	0.00	0.00	0.00	0.00	0.00	0.00
01 1100 640 001 051	REG INSTR - BOOKS & PER BUSINESS HS	0.00	0.00	203.85	0.00	(203.85)	0.00	(203.85)
01 1100 640 001 052	REG INSTR - BOOKS & PER IND TECH HS	0.00	0.00	0.00	0.00	0.00	0.00	0.00
01 1100 640 001 053	REG INSTR - BOOKS & PER FCS HS	0.00	12,557.99	12,557.99	0.00	(12,557.99)	1,279.84	(13,837.83)
01 1100 640 001 060	REG INSTR - BOOKS & PER PE HS	0.00	0.00	252.71	0.00	(252.71)	0.00	(252.71)
01 1100 640 001 070	REG INSTR - BOOKS & PER SCIENCE HS	4,500.00	0.00	0.00	0.00	4,500.00	0.00	4,500.00
01 1100 640 001 080	REG INSTR - BOOKS & PER ART HS	0.00	0.00	0.00	0.00	0.00	0.00	0.00
01 1100 640 001 081	REG INSTR - BOOKS & PER VOCAL MUSIC HS	3,500.00	113.64	3,798.00	111.49	(298.00)	104.25	(402.25)
01 1100 640 001 082	REG INSTR - INSTR SHEET MUSIC HS	3,500.00	0.00	2,980.15	85.15	519.85	0.00	519.85
01 1100 640 002	REG INSTR - BOOKS & PERIODICALS BE	15,000.00	0.00	721.18	4.94	14,278.82	19.58	14,259.24
01 1100 640 002 001	REG INSTR - BOOKS & PER 1ST GRADE BE	0.00	1,089.45	1,089.45	0.00	(1,089.45)	0.00	(1,089.45)
01 1100 640 002 002	REG INSTR - BOOKS & PER 2ND GRADE BE	0.00	1,272.60	1,272.60	0.00	(1,272.60)	0.00	(1,272.60)
01 1100 640 002 003	REG INSTR - BOOKS & PER 3RD GRADE BE	0.00	1,743.90	1,743.90	0.00	(1,743.90)	0.00	(1,743.90)
01 1100 640 002 004	REG INSTR - BOOKS & PER 4TH GRADE BE	0.00	684.00	684.00	0.00	(684.00)	0.00	(684.00)
01 1100 640 002 005	REG INSTR - BOOKS & PER 5TH GRADE BE	0.00	1,928.79	1,928.79	0.00	(1,928.79)	0.00	(1,928.79)
01 1100 640 002 007	REG INSTR - BOOKS & PER KDG BE	0.00	1,883.88	1,883.88	0.00	(1,883.88)	0.00	(1,883.88)
01 1100 640 002 020	REG INSTR - BOOKS & PER SPANISH BE	0.00	0.00	0.00	0.00	0.00	0.00	0.00
01 1100 640 002 080	REG INSTR - BOOKS & PER ART BE	0.00	0.00	0.00	0.00	0.00	0.00	0.00
01 1100 640 002 081	REG INSTR - BOOKS & PER VOCAL MUSIC BE	0.00	0.00	0.00	0.00	0.00	0.00	0.00
01 1100 640 002 082	REG INSTR - INSTR SHEET MUSIC BE	0.00	0.00	0.00	0.00	0.00	0.00	0.00
01 1100 640 003	REG INSTR - BOOKS & PERIODICALS PC	15,000.00	0.00	344.75	2.30	14,655.25	0.00	14,655.25
01 1100 640 003 001	REG INSTR - BOOKS & PER 1ST GRADE PC	0.00	1,125.45	1,125.45	0.00	(1,125.45)	0.00	(1,125.45)
01 1100 640 003 002	REG INSTR - BOOKS & PER 2ND GRADE PC	0.00	1,254.60	1,254.60	0.00	(1,254.60)	0.00	(1,254.60)
01 1100 640 003 003	REG INSTR - BOOKS & PER 3RD GRADE PC	0.00	1,761.90	1,982.89	0.00	(1,982.89)	0.00	(1,982.89)
01 1100 640 003 004	REG INSTR - BOOKS & PER 4TH GRADE PC	0.00	702.00	702.00	0.00	(702.00)	0.00	(702.00)
01 1100 640 003 005	REG INSTR - BOOKS & PER 5TH GRADE PC	0.00	3,106.12	3,106.12	0.00	(3,106.12)	0.00	(3,106.12)
01 1100 640 003 007	REG INSTR - BOOKS & PER KDG PC	0.00	1,477.08	1,477.08	0.00	(1,477.08)	0.00	(1,477.08)
01 1100 640 003 020	REG INSTR - BOOKS & PER SPANISH PC	0.00	0.00	0.00	0.00	0.00	0.00	0.00
01 1100 640 003 080	REG INSTR - BOOKS & PER ART PC	0.00	0.00	0.00	0.00	0.00	0.00	0.00
01 1100 640 003 081	REG INSTR - BOOKS & PER VOCAL MUSIC PC	0.00	0.00	0.00	0.00	0.00	0.00	0.00
01 1100 640 003 082	REG INSTR - INSTR SHEET MUSIC PC	0.00	0.00	0.00	0.00	0.00	0.00	0.00
01 1100 640 004	REG INSTR - BOOKS & PERIODICALS HE	15,000.00	0.00	0.00	8.03	15,000.00	1,205.00	13,795.00
01 1100 640 004 001	REG INSTR - BOOKS & PER 1ST GRADE HE	0.00	1,102.86	1,102.86	0.00	(1,102.86)	0.00	(1,102.86)
01 1100 640 004 002	REG INSTR - BOOKS & PER 2ND GRADE HE	0.00	1,290.60	1,290.60	0.00	(1,290.60)	0.00	(1,290.60)
01 1100 640 004 003	REG INSTR - BOOKS & PER 3RD GRADE HE	0.00	2,283.90	2,283.90	0.00	(2,283.90)	0.00	(2,283.90)
01 1100 640 004 004	REG INSTR - BOOKS & PER 4TH GRADE HE	0.00	738.00	738.00	0.00	(738.00)	0.00	(738.00)
01 1100 640 004 005	REG INSTR - BOOKS & PER 5TH GRADE HE	0.00	1,947.12	1,947.12	0.00	(1,947.12)	0.00	(1,947.12)
01 1100 640 004 007	REG INSTR - BOOKS & PER KDG HE	0.00	684.72	684.72	0.00	(684.72)	0.00	(684.72)
01 1100 640 004 020	REG INSTR - BOOKS & PER SPANISH HE	0.00	0.00	0.00	0.00	0.00	0.00	0.00
01 1100 640 004 080	REG INSTR - BOOKS & PER ART HE	0.00	0.00	0.00	0.00	0.00	0.00	0.00
01 1100 640 004 081	REG INSTR - BOOKS & PER VOCAL MUSIC HE	0.00	0.00	0.00	0.00	0.00	0.00	0.00
01 1100 640 004 082	REG INSTR - INSTR SHEET MUSIC HE	0.00	0.00	0.00	0.00	0.00	0.00	0.00
01 1100 640 005	REG INSTR - BOOKS & PERIODICALS BMS	15,000.00	0.00	329.67	2.20	14,670.33	0.00	14,670.33
01 1100 640 005 015	REG INSTR - BOOKS & PER ENGLISH BMS	500.00	0.00	32.99	6.60	467.01	0.00	467.01
01 1100 640 005 018	REG INSTR - BOOKS & PER READING BMS	500.00	0.00	754.00	150.80	(254.00)	0.00	(254.00)
01 1100 640 005 019	REG INSTR - BOOKS & PER SPEECH/DRAMA BMS	0.00	0.00	0.00	0.00	0.00	0.00	0.00
01 1100 640 005 022	REG INSTR - BOOKS & PER WORLD LANG BMS	0.00	0.00	0.00	0.00	0.00	0.00	0.00
01 1100 640 005 030	REG INSTR - BOOKS & PER SOC STUD BMS	500.00	3,532.50	3,782.49	756.50	(3,282.49)	0.00	(3,282.49)
01 1100 640 005 040	REG INSTR - BOOKS & PER MATH BMS	0.00	0.00	141.00	0.00	(141.00)	1.00	(142.00)

Account Number	Account Description	Revised Budget	Expended During Month	Expenditures to Date	% of Budget	Balance at EOM	P/ O Outstanding	Unencumbered Balance
01 1100 640 005 050	REG INSTR - BOOKS & PER T&L BMS	0.00	0.00	0.00	0.00	0.00	0.00	0.00
01 1100 640 005 054	REG INSTR - BOOKS & PER COMPUTERS BMS	0.00	0.00	0.00	0.00	0.00	0.00	0.00
01 1100 640 005 060	REG INSTR - BOOKS & PER PE/HEALTH BMS	0.00	0.00	0.00	0.00	0.00	0.00	0.00
01 1100 640 005 070	REG INSTR - BOOKS & PER SCIENCE BMS	0.00	0.00	0.00	0.00	0.00	0.00	0.00
01 1100 640 005 080	REG INSTR - BOOKS & PER ART BMS	0.00	0.00	0.00	0.00	0.00	0.00	0.00
01 1100 640 005 081	REG INSTR - BOOKS & PER VOCAL MUSIC BMS	500.00	0.00	685.08	137.02	(185.08)	0.00	(185.08)
01 1100 640 005 082	REG INSTR - INSTR SHEET MUSIC BMS	500.00	0.00	0.00	0.00	500.00	0.00	500.00
01 1100 640 005 083	REG INSTR - BOOKS & PER GEN MUSIC BMS	0.00	0.00	0.00	0.00	0.00	0.00	0.00
01 1100 640 006	REG INSTR - BOOKS & PERIODICALS AP	15,000.00	0.00	0.00	0.00	15,000.00	0.00	15,000.00
01 1100 640 006 001	REG INSTR - BOOKS & PER 1ST GRADE AP	0.00	1,102.86	1,102.86	0.00	(1,102.86)	0.00	(1,102.86)
01 1100 640 006 002	REG INSTR - BOOKS & PER 2ND GRADE AP	0.00	1,290.60	1,339.54	0.00	(1,339.54)	0.00	(1,339.54)
01 1100 640 006 003	REG INSTR - BOOKS & PER 3RD GRADE AP	0.00	1,743.90	1,743.90	0.00	(1,743.90)	0.00	(1,743.90)
01 1100 640 006 004	REG INSTR - BOOKS & PER 4TH GRADE AP	0.00	684.00	684.00	0.00	(684.00)	0.00	(684.00)
01 1100 640 006 005	REG INSTR - BOOKS & PER 5TH GRADE AP	0.00	1,947.12	1,947.12	0.00	(1,947.12)	0.00	(1,947.12)
01 1100 640 006 007	REG INSTR - BOOKS & PER KDG AP	0.00	702.72	722.25	0.00	(722.25)	0.00	(722.25)
01 1100 640 006 020	REG INSTR - BOOKS & PER SPANISH AP	0.00	0.00	0.00	0.00	0.00	0.00	0.00
01 1100 640 006 080	REG INSTR - BOOKS & PER ART AP	0.00	0.00	0.00	0.00	0.00	0.00	0.00
01 1100 640 006 081	REG INSTR - BOOKS & PER VOCAL MUSIC AP	0.00	0.00	0.00	0.00	0.00	0.00	0.00
01 1100 640 006 082	REG INSTR - INSTR SHEET MUSIC AP	0.00	0.00	0.00	0.00	0.00	0.00	0.00
01 1100 640 007	REG INSTR - BOOKS & PERIODICALS SE	15,000.00	0.00	0.00	0.00	15,000.00	0.00	15,000.00
01 1100 640 007 001	REG INSTR - BOOKS & PER 1ST GRADE SE	0.00	1,102.86	1,102.86	0.00	(1,102.86)	0.00	(1,102.86)
01 1100 640 007 002	REG INSTR - BOOKS & PER 2ND GRADE SE	0.00	1,272.60	1,272.60	0.00	(1,272.60)	0.00	(1,272.60)
01 1100 640 007 003	REG INSTR - BOOKS & PER 3RD GRADE SE	0.00	1,707.90	1,707.90	0.00	(1,707.90)	0.00	(1,707.90)
01 1100 640 007 004	REG INSTR - BOOKS & PER 4TH GRADE SE	0.00	684.00	684.00	0.00	(684.00)	0.00	(684.00)
01 1100 640 007 005	REG INSTR - BOOKS & PER 5TH GRADE SE	0.00	1,947.12	1,947.12	0.00	(1,947.12)	0.00	(1,947.12)
01 1100 640 007 007	REG INSTR - BOOKS & PER KDG SE	0.00	702.72	702.72	0.00	(702.72)	0.00	(702.72)
01 1100 640 007 020	REG INSTR - BOOKS & PER SPANISH SE	0.00	0.00	0.00	0.00	0.00	0.00	0.00
01 1100 640 007 080	REG INSTR - BOOKS & PER ART SE	0.00	0.00	0.00	0.00	0.00	0.00	0.00
01 1100 640 007 081	REG INSTR - BOOKS & PER VOCAL MUSIC SE	0.00	0.00	0.00	0.00	0.00	0.00	0.00
01 1100 640 007 082	REG INSTR - INSTR SHEET MUSIC SE	0.00	0.00	0.00	0.00	0.00	0.00	0.00
01 1100 640 008	REG INSTR - BOOKS & PERIODICALS BSMS	15,000.00	247.10	576.77	3.86	14,423.23	1.61	14,421.62
01 1100 640 008 015	REG INSTR - BOOKS & PER ENGLISH BSMS	500.00	0.00	53.07	10.61	446.93	0.00	446.93
01 1100 640 008 018	REG INSTR - BOOKS & PER READING BSMS	500.00	0.00	620.00	189.93	(120.00)	329.67	(449.67)
01 1100 640 008 019	REG INSTR - BOOKS & PER SPEECH/DRAMA BSMS	0.00	0.00	405.25	0.00	(405.25)	0.00	(405.25)
01 1100 640 008 022	REG INSTR - BOOKS & PER WORLD LANG BSMS	0.00	0.00	0.00	0.00	0.00	0.00	0.00
01 1100 640 008 030	REG INSTR - BOOKS & PER SOC STUD BSMS	500.00	0.00	383.50	76.70	116.50	0.00	116.50
01 1100 640 008 040	REG INSTR - BOOKS & PER MATH BSMS	0.00	0.00	0.00	0.00	0.00	0.00	0.00
01 1100 640 008 050	REG INSTR - BOOKS & PER T&L BSMS	0.00	0.00	0.00	0.00	0.00	0.00	0.00
01 1100 640 008 054	REG INSTR - BOOKS & PER COMPUTERS BSMS	0.00	0.00	0.00	0.00	0.00	0.00	0.00
01 1100 640 008 060	REG INSTR - BOOKS & PER PE/HEALTH BSMS	0.00	0.00	0.00	0.00	0.00	0.00	0.00
01 1100 640 008 070	REG INSTR - BOOKS & PER SCIENCE BSMS	0.00	0.00	55.33	0.00	(55.33)	0.00	(55.33)
01 1100 640 008 080	REG INSTR - BOOKS & PER ART BSMS	0.00	0.00	0.00	0.00	0.00	0.00	0.00
01 1100 640 008 081	REG INSTR - BOOKS & PER VOCAL MUSIC BSMS	500.00	0.00	675.79	135.16	(175.79)	0.00	(175.79)
01 1100 640 008 082	REG INSTR - INSTR SHEET MUSIC BSMS	500.00	0.00	351.00	70.20	149.00	0.00	149.00
01 1100 640 008 083	REG INSTR - BOOKS & PER GEN MUSIC BSMS	0.00	0.00	0.00	0.00	0.00	0.00	0.00
01 1100 650 000	REG INSTR - SUPPLIES TECH-REL DIST	18,200.00	392.77	806.91	4.43	17,393.09	0.00	17,393.09
01 1100 650 001	REG INSTR - SUPPLIES TECH-REL HS	2,500.00	0.00	0.00	0.00	2,500.00	0.00	2,500.00
01 1100 650 001 016	REG INSTR - SUPPLIES TECH-REL JOURN HS	0.00	0.00	262.05	0.00	(262.05)	0.00	(262.05)
01 1100 650 001 017	REG INSTR - SUPPLIES TECH-REL ONE-ACT HS	0.00	0.00	0.00	0.00	0.00	0.00	0.00
01 1100 650 001 020	REG INSTR - SUPPLIES TECH-REL SPANISH HS	0.00	0.00	0.00	0.00	0.00	0.00	0.00
01 1100 650 001 021	REG INSTR - SUPPLIES TECH-REL FRENCH HS	0.00	0.00	0.00	0.00	0.00	0.00	0.00
01 1100 650 001 030	REG INSTR - SUPPLIES TECH-RELSOC STUD HS	0.00	0.00	0.00	0.00	0.00	0.00	0.00
01 1100 650 001 040	REG INSTR - SUPPLIES TECH-REL MATH HS	0.00	0.00	0.00	0.00	0.00	0.00	0.00
01 1100 650 001 050	REG INSTR - SUPPLIES TECH-REL VOCAT HS	0.00	0.00	0.00	0.00	0.00	0.00	0.00
01 1100 650 001 052	REG INSTR - SUPPLIES TECH-REL IND TCH HS	500.00	69.95	283.64	56.73	216.36	0.00	216.36



Account Number	Account Description	Revised Budget	Expended During Month	Expenditures to Date	% of Budget	Balance at EOM	P/ O Outstanding	Unencumbered Balance
01 1100 650 006 007	REG INSTR - SUPPLIES TECH-REL KDG AP	0.00	0.00	0.00	0.00	0.00	0.00	0.00
01 1100 650 006 080	REG INSTR - SUPPLIES TECH-REL ART AP	0.00	0.00	0.00	0.00	0.00	0.00	0.00
01 1100 650 006 081	REG INSTR - SUPPLIES TECH-REL VOC MUS AP	250.00	0.00	0.00	0.00	250.00	0.00	250.00
01 1100 650 006 082	REG INSTR - SUPPLIES TECH-REL INS MUS AP	250.00	0.00	0.00	0.00	250.00	0.00	250.00
01 1100 650 007	REG INSTR - SUPPLIES TECH-REL SE	2,500.00	0.00	342.87	13.71	2,157.13	0.00	2,157.13
01 1100 650 007 001	REG INSTR - SUPPLIES TECH-REL 1 GRADE SE	0.00	0.00	0.00	0.00	0.00	0.00	0.00
01 1100 650 007 002	REG INSTR - SUPPLIES TECH-REL 2 GRADE SE	0.00	0.00	0.00	0.00	0.00	0.00	0.00
01 1100 650 007 003	REG INSTR - SUPPLIES TECH-REL 3 GRADE SE	0.00	0.00	0.00	0.00	0.00	0.00	0.00
01 1100 650 007 004	REG INSTR - SUPPLIES TECH-REL 4 GRADE SE	0.00	0.00	0.00	0.00	0.00	0.00	0.00
01 1100 650 007 005	REG INSTR - SUPPLIES TECH-REL 5 GRADE SE	0.00	0.00	0.00	0.00	0.00	0.00	0.00
01 1100 650 007 007	REG INSTR - SUPPLIES TECH-REL KDG SE	0.00	0.00	0.00	0.00	0.00	0.00	0.00
01 1100 650 007 080	REG INSTR - SUPPLIES TECH-REL ART SE	0.00	0.00	0.00	0.00	0.00	0.00	0.00
01 1100 650 007 081	REG INSTR - SUPPLIES TECH-REL VOC MUS SE	250.00	0.00	0.00	0.00	250.00	0.00	250.00
01 1100 650 007 082	REG INSTR - SUPPLIES TECH-REL INS MUS SE	250.00	0.00	0.00	0.00	250.00	0.00	250.00
01 1100 650 008	REG INSTR - SUPPLIES TECH-REL BSMS	2,500.00	0.00	197.95	7.92	2,302.05	0.00	2,302.05
01 1100 650 008 015	REG INSTR - SUPPLIES TECH-REL ENG BSMS	0.00	0.00	0.00	0.00	0.00	0.00	0.00
01 1100 650 008 018	REG INSTR - SUPPLIES TECH-REL READ BSMS	0.00	0.00	0.00	0.00	0.00	0.00	0.00
01 1100 650 008 019	REG INSTR - SUPPLIES TECH-REL SP/DR BSMS	0.00	0.00	0.00	0.00	0.00	0.00	0.00
01 1100 650 008 022	REG INSTR - SUPPLIES TECH-REL WR LG BSMS	0.00	0.00	0.00	0.00	0.00	0.00	0.00
01 1100 650 008 030	REG INSTR - SUPPLIES TECH SOC STUD BSMS	0.00	0.00	0.00	0.00	0.00	0.00	0.00
01 1100 650 008 040	REG INSTR - SUPPLIES TECH-REL MATH BSMS	500.00	0.00	0.00	0.00	500.00	0.00	500.00
01 1100 650 008 050	REG INSTR - SUPPLIES TECH-REL T&L BSMS	500.00	0.00	0.00	0.00	500.00	0.00	500.00
01 1100 650 008 054	REG INSTR - SUPPLIES TECH-REL COMP BSMS	500.00	0.00	0.00	0.00	500.00	0.00	500.00
01 1100 650 008 060	REG INSTR - SUPPLIES TECH-REL PE/HT BSMS	0.00	0.00	0.00	0.00	0.00	0.00	0.00
01 1100 650 008 070	REG INSTR - SUPPLIES TECH-REL SCI BSMS	0.00	0.00	0.00	0.00	0.00	0.00	0.00
01 1100 650 008 080	REG INSTR - SUPPLIES TECH-REL ART BSMS	0.00	0.00	0.00	0.00	0.00	0.00	0.00
01 1100 650 008 081	REG INSTR - SUPPLIES TECH-REL VOCAL BSMS	500.00	0.00	0.00	0.00	500.00	0.00	500.00
01 1100 650 008 082	REG INSTR - SUPPLIES TECH-REL INST BSMS	500.00	0.00	0.00	0.00	500.00	0.00	500.00
01 1100 650 008 083	REG INSTR - SUPPLIES TECH-REL MUSIC BSMS	0.00	0.00	0.00	0.00	0.00	0.00	0.00
01 1100 733 000	REG INSTR - FURN & EQUIP DISTRICT	19,700.00	50,000.00	50,000.00	253.81	(30,300.00)	0.00	(30,300.00)
01 1100 733 001	REG INSTR - FURN & EQUIP HS	30,000.00	5,083.52	24,862.28	82.87	5,137.72	0.00	5,137.72
01 1100 733 001 015	REG INSTR - FURN & EQUIP ENGLISH HS	0.00	0.00	0.00	0.00	0.00	0.00	0.00
01 1100 733 001 016	REG INSTR - FURN & EQUIP JOURNALISM HS	0.00	709.93	1,753.84	0.00	(1,753.84)	238.00	(1,991.84)
01 1100 733 001 017	REG INSTR - FURN & EQUIP ONE-ACT HS	0.00	0.00	0.00	0.00	0.00	0.00	0.00
01 1100 733 001 020	REG INSTR - FURN & EQUIP SPANISH HS	0.00	0.00	0.00	0.00	0.00	79.06	(79.06)
01 1100 733 001 021	REG INSTR - FURN & EQUIP FRENCH HS	0.00	0.00	0.00	0.00	0.00	0.00	0.00
01 1100 733 001 030	REG INSTR - FURN & EQUIP SOC STUD HS	0.00	0.00	0.00	0.00	0.00	0.00	0.00
01 1100 733 001 040	REG INSTR - FURN & EQUIP MATH HS	0.00	0.00	695.96	0.00	(695.96)	0.00	(695.96)
01 1100 733 001 050	REG INSTR - FURN & EQUIP T&L HS	0.00	0.00	0.00	0.00	0.00	0.00	0.00
01 1100 733 001 052	REG INSTR - FURN & EQUIP IND TECH HS	0.00	436.66	436.66	0.00	(436.66)	64.88	(501.54)
01 1100 733 001 060	REG INSTR - FURN & EQUIP PE HS	0.00	0.00	0.00	0.00	0.00	0.00	0.00
01 1100 733 001 070	REG INSTR - FURN & EQUIP SCIENCE HS	0.00	0.00	0.00	0.00	0.00	0.00	0.00
01 1100 733 001 080	REG INSTR - FURN & EQUIP ART HS	0.00	53.97	53.97	0.00	(53.97)	25.18	(79.15)
01 1100 733 001 081	REG INSTR - FURN & EQUIP VOCAL MUSIC HS	0.00	649.87	3,148.93	0.00	(3,148.93)	0.00	(3,148.93)
01 1100 733 001 082	REG INSTR - FURN & EQUIP INSTR MUSIC HS	2,500.00	0.00	2,886.04	154.36	(386.04)	973.00	(1,359.04)
01 1100 733 002	REG INSTR - FURN & EQUIP BE	20,000.00	1,411.92	5,575.62	27.88	14,424.38	0.00	14,424.38
01 1100 733 002 001	REG INSTR - FURN & EQUIP 1ST GRADE BE	0.00	0.00	0.00	0.00	0.00	0.00	0.00
01 1100 733 002 002	REG INSTR - FURN & EQUIP 2ND GRADE BE	0.00	0.00	315.72	0.00	(315.72)	0.00	(315.72)
01 1100 733 002 003	REG INSTR - FURN & EQUIP 3RD GRADE BE	0.00	0.00	0.00	0.00	0.00	0.00	0.00
01 1100 733 002 004	REG INSTR - FURN & EQUIP 4TH GRADE BE	0.00	0.00	0.00	0.00	0.00	0.00	0.00
01 1100 733 002 005	REG INSTR - FURN & EQUIP 5TH GRADE BE	0.00	129.99	428.47	0.00	(428.47)	0.00	(428.47)
01 1100 733 002 007	REG INSTR - FURN & EQUIP KDG BE	0.00	0.00	0.00	0.00	0.00	0.00	0.00
01 1100 733 002 060	REG INSTR - FURN & EQUIP PE BE	0.00	0.00	0.00	0.00	0.00	0.00	0.00
01 1100 733 002 080	REG INSTR - FURN & EQUIP ART BE	0.00	0.00	0.00	0.00	0.00	0.00	0.00
01 1100 733 002 081	REG INSTR - FURN & EQUIP VOCAL MUSIC BE	0.00	0.00	345.33	0.00	(345.33)	0.00	(345.33)









Account Number	Account Description	Revised Budget	Expended During Month	Expenditures to Date	% of Budget	Balance at EOM	P/ O Outstanding	Unencumbered Balance
01 1100 735 003 082	REG INSTR - SOFTWARE INSTR MUSIC PC	0.00	0.00	0.00	0.00	0.00	0.00	0.00
01 1100 735 004	REG INSTR - SOFTWARE HE	27,500.00	958.40	2,226.85	8.10	25,273.15	0.00	25,273.15
01 1100 735 004 001	REG INSTR - SOFTWARE 1ST GRADE HE	0.00	0.00	0.00	0.00	0.00	0.00	0.00
01 1100 735 004 002	REG INSTR - SOFTWARE 2ND GRADE HE	0.00	0.00	0.00	0.00	0.00	0.00	0.00
01 1100 735 004 003	REG INSTR - SOFTWARE 3RD GRADE HE	0.00	0.00	0.00	0.00	0.00	0.00	0.00
01 1100 735 004 004	REG INSTR - SOFTWARE 4TH GRADE HE	0.00	0.00	0.00	0.00	0.00	0.00	0.00
01 1100 735 004 005	REG INSTR - SOFTWARE 5TH GRADE HE	0.00	0.00	0.00	0.00	0.00	0.00	0.00
01 1100 735 004 007	REG INSTR - SOFTWARE KDG HE	0.00	0.00	0.00	0.00	0.00	0.00	0.00
01 1100 735 004 060	REG INSTR - SOFTWARE PE HE	0.00	0.00	0.00	0.00	0.00	0.00	0.00
01 1100 735 004 080	REG INSTR - SOFTWARE ART HE	0.00	0.00	0.00	0.00	0.00	0.00	0.00
01 1100 735 004 081	REG INSTR - SOFTWARE VOCAL MUSIC HE	0.00	0.00	0.00	0.00	0.00	0.00	0.00
01 1100 735 004 082	REG INSTR - SOFTWARE INSTR MUSIC HE	0.00	0.00	0.00	0.00	0.00	0.00	0.00
01 1100 735 005	REG INSTR - SOFTWARE BMS	32,500.00	0.00	1,594.91	4.91	30,905.09	0.00	30,905.09
01 1100 735 005 015	REG INSTR - SOFTWARE ENGLISH BMS	500.00	0.00	0.00	0.00	500.00	0.00	500.00
01 1100 735 005 018	REG INSTR - SOFTWARE READING BMS	250.00	0.00	6,762.28	2,704.91	(6,512.28)	0.00	(6,512.28)
01 1100 735 005 019	REG INSTR - SOFTWARE SPEECH/DRAMA BMS	0.00	0.00	0.00	0.00	0.00	0.00	0.00
01 1100 735 005 022	REG INSTR - SOFTWARE WORLD LANG BMS	0.00	0.00	0.00	0.00	0.00	0.00	0.00
01 1100 735 005 030	REG INSTR - SOFTWARE SOC STUD BMS	7,500.00	0.00	0.00	0.00	7,500.00	0.00	7,500.00
01 1100 735 005 040	REG INSTR - SOFTWARE MATH BMS	5,000.00	0.00	59.88	1.20	4,940.12	0.00	4,940.12
01 1100 735 005 050	REG INSTR - SOFTWARE T&L BMS	0.00	0.00	0.00	0.00	0.00	0.00	0.00
01 1100 735 005 054	REG INSTR - SOFTWARE COMPUTERS BMS	0.00	599.00	658.88	0.00	(658.88)	0.00	(658.88)
01 1100 735 005 060	REG INSTR - SOFTWARE PE/HEALTH BMS	500.00	0.00	0.00	0.00	500.00	0.00	500.00
01 1100 735 005 070	REG INSTR - SOFTWARE SCIENCE BMS	0.00	0.00	0.00	0.00	0.00	0.00	0.00
01 1100 735 005 080	REG INSTR - SOFTWARE ART BMS	0.00	0.00	0.00	0.00	0.00	0.00	0.00
01 1100 735 005 081	REG INSTR - SOFTWARE VOCAL MUSIC BMS	0.00	0.00	0.00	0.00	0.00	0.00	0.00
01 1100 735 005 082	REG INSTR - SOFTWARE INSTR MUSIC BMS	0.00	0.00	0.00	0.00	0.00	0.00	0.00
01 1100 735 005 083	REG INSTR - SOFTWARE GENERAL MUSIC BMS	0.00	0.00	165.36	0.00	(165.36)	0.00	(165.36)
01 1100 735 006	REG INSTR - SOFTWARE AP	27,500.00	958.40	2,226.85	8.10	25,273.15	0.00	25,273.15
01 1100 735 006 001	REG INSTR - SOFTWARE 1ST GRADE AP	0.00	0.00	0.00	0.00	0.00	0.00	0.00
01 1100 735 006 002	REG INSTR - SOFTWARE 2ND GRADE AP	0.00	0.00	0.00	0.00	0.00	0.00	0.00
01 1100 735 006 003	REG INSTR - SOFTWARE 3RD GRADE AP	0.00	0.00	0.00	0.00	0.00	0.00	0.00
01 1100 735 006 004	REG INSTR - SOFTWARE 4TH GRADE AP	0.00	0.00	0.00	0.00	0.00	0.00	0.00
01 1100 735 006 005	REG INSTR - SOFTWARE 5TH GRADE AP	0.00	0.00	0.00	0.00	0.00	0.00	0.00
01 1100 735 006 007	REG INSTR - SOFTWARE KDG AP	0.00	0.00	0.00	0.00	0.00	0.00	0.00
01 1100 735 006 060	REG INSTR - SOFTWARE PE AP	0.00	0.00	0.00	0.00	0.00	0.00	0.00
01 1100 735 006 080	REG INSTR - SOFTWARE ART AP	0.00	0.00	0.00	0.00	0.00	0.00	0.00
01 1100 735 006 081	REG INSTR - SOFTWARE VOCAL MUSIC AP	0.00	0.00	0.00	0.00	0.00	0.00	0.00
01 1100 735 006 082	REG INSTR - SOFTWARE INSTR MUSIC AP	0.00	0.00	0.00	0.00	0.00	0.00	0.00
01 1100 735 007	REG INSTR - SOFTWARE SE	27,500.00	958.40	2,226.85	8.10	25,273.15	0.00	25,273.15
01 1100 735 007 001	REG INSTR - SOFTWARE 1ST GRADE SE	0.00	0.00	0.00	0.00	0.00	0.00	0.00
01 1100 735 007 002	REG INSTR - SOFTWARE 2ND GRADE SE	0.00	0.00	0.00	0.00	0.00	0.00	0.00
01 1100 735 007 003	REG INSTR - SOFTWARE 3RD GRADE SE	0.00	0.00	0.00	0.00	0.00	0.00	0.00
01 1100 735 007 004	REG INSTR - SOFTWARE 4TH GRADE SE	0.00	0.00	0.00	0.00	0.00	0.00	0.00
01 1100 735 007 005	REG INSTR - SOFTWARE 5TH GRADE SE	0.00	0.00	0.00	0.00	0.00	0.00	0.00
01 1100 735 007 007	REG INSTR - SOFTWARE KDG SE	0.00	0.00	0.00	0.00	0.00	0.00	0.00
01 1100 735 007 060	REG INSTR - SOFTWARE PE SE	0.00	0.00	0.00	0.00	0.00	0.00	0.00
01 1100 735 007 080	REG INSTR - SOFTWARE ART SE	0.00	0.00	0.00	0.00	0.00	0.00	0.00
01 1100 735 007 081	REG INSTR - SOFTWARE VOCAL MUSIC SE	0.00	0.00	0.00	0.00	0.00	0.00	0.00
01 1100 735 007 082	REG INSTR - SOFTWARE INSTR MUSIC SE	0.00	0.00	0.00	0.00	0.00	0.00	0.00
01 1100 735 008	REG INSTR - SOFTWARE BSMS	32,500.00	643.13	2,238.03	6.89	30,261.97	0.00	30,261.97
01 1100 735 008 015	REG INSTR - SOFTWARE ENGLISH BSMS	500.00	0.00	0.00	0.00	500.00	0.00	500.00
01 1100 735 008 018	REG INSTR - SOFTWARE READING BSMS	250.00	0.00	8,772.80	3,509.12	(8,522.80)	0.00	(8,522.80)
01 1100 735 008 019	REG INSTR - SOFTWARE SPEECH/DRAMA BSMS	0.00	0.00	0.00	0.00	0.00	0.00	0.00
01 1100 735 008 022	REG INSTR - SOFTWARE WORLD LANG BSMS	0.00	0.00	0.00	0.00	0.00	0.00	0.00
01 1100 735 008 030	REG INSTR - SOFTWARE SOC STUD BSMS	7,500.00	0.00	0.00	0.00	7,500.00	0.00	7,500.00

Account Number	Account Description	Revised Budget	Expended During Month	Expenditures to Date	% of Budget	Balance at EOM	P/ O Outstanding	Unencumbered Balance
01 1100 735 008 040	REG INSTR - SOFTWARE MATH BSMS	5,000.00	0.00	179.64	3.59	4,820.36	0.00	4,820.36
01 1100 735 008 050	REG INSTR - SOFTWARE T&L BSMS	0.00	0.00	0.00	0.00	0.00	0.00	0.00
01 1100 735 008 054	REG INSTR - SOFTWARE COMPUTERS BSMS	0.00	599.00	658.88	0.00	(658.88)	0.00	(658.88)
01 1100 735 008 060	REG INSTR - SOFTWARE PE/HEALTH BSMS	500.00	0.00	0.00	0.00	500.00	0.00	500.00
01 1100 735 008 070	REG INSTR - SOFTWARE SCIENCE BSMS	2,500.00	0.00	0.00	0.00	2,500.00	0.00	2,500.00
01 1100 735 008 080	REG INSTR - SOFTWARE ART BSMS	0.00	0.00	0.00	0.00	0.00	0.00	0.00
01 1100 735 008 081	REG INSTR - SOFTWARE VOCAL MUSIC BSMS	0.00	0.00	0.00	0.00	0.00	0.00	0.00
01 1100 735 008 082	REG INSTR - SOFTWARE INSTR MUSIC BSMS	0.00	0.00	0.00	0.00	0.00	0.00	0.00
01 1100 735 008 083	REG INSTR - SOFTWARE GENERAL MUSIC BSMS	0.00	517.00	868.39	0.00	(868.39)	0.00	(868.39)
01 1100 810 000	REG INSTR - DUES & FEES DISTRICT	15,000.00	999.72	5,093.72	33.96	9,906.28	0.00	9,906.28
01 1100 810 001	REG INSTR - DUES & FEES HS	10,000.00	0.00	5,625.00	56.25	4,375.00	0.00	4,375.00
01 1100 810 001 015	REG INSTR - DUES & FEES ENGLISH HS	300.00	0.00	336.41	850.63	(36.41)	2,215.48	(2,251.89)
01 1100 810 001 016	REG INSTR - DUES & FEES JOURNALISM HS	500.00	0.00	95.00	19.00	405.00	0.00	405.00
01 1100 810 001 017	REG INSTR - DUES & FEES ONE-ACT HS	2,500.00	150.00	440.00	17.60	2,060.00	0.00	2,060.00
01 1100 810 001 020	REG INSTR - DUES & FEES SPANISH HS	100.00	0.00	25.00	50.24	75.00	25.24	49.76
01 1100 810 001 021	REG INSTR - DUES & FEES FRENCH HS	100.00	0.00	28.00	28.00	72.00	0.00	72.00
01 1100 810 001 030	REG INSTR - DUES & FEES SOC STUD HS	100.00	0.00	90.12	621.05	9.88	530.93	(521.05)
01 1100 810 001 040	REG INSTR - DUES & FEES MATH HS	100.00	0.00	743.41	743.41	(643.41)	0.00	(643.41)
01 1100 810 001 050	REG INSTR - DUES & FEES T&L HS	100.00	0.00	0.00	0.00	100.00	0.00	100.00
01 1100 810 001 051	REG INSTR - DUES & FEES BUSINESS HS	100.00	0.00	0.00	0.00	100.00	0.00	100.00
01 1100 810 001 052	REG INSTR - DUES & FEES IND TECH HS	0.00	0.00	0.00	0.00	0.00	0.00	0.00
01 1100 810 001 053	REG INSTR - DUES & FEES FCS HS	0.00	0.00	0.00	0.00	0.00	103.00	(103.00)
01 1100 810 001 060	REG INSTR - DUES & FEES PE HS	100.00	0.00	305.00	384.88	(205.00)	79.88	(284.88)
01 1100 810 001 070	REG INSTR - DUES & FEES SCIENCE HS	0.00	0.00	0.00	0.00	0.00	0.00	0.00
01 1100 810 001 080	REG INSTR - DUES & FEES ART HS	250.00	0.00	0.00	0.00	250.00	0.00	250.00
01 1100 810 001 081	REG INSTR - DUES & FEES VOCAL MUSIC HS	2,500.00	543.50	3,281.90	131.28	(781.90)	0.00	(781.90)
01 1100 810 001 082	REG INSTR - DUES & FEES INSTR MUSIC HS	4,500.00	350.00	4,780.50	106.23	(280.50)	0.00	(280.50)
01 1100 810 002	REG INSTR - DUES & FEES BE	4,000.00	798.87	1,501.37	53.03	2,498.63	620.00	1,878.63
01 1100 810 002 001	REG INSTR - DUES & FEES 1ST GRADE BE	500.00	0.00	0.00	0.00	500.00	0.00	500.00
01 1100 810 002 002	REG INSTR - DUES & FEES 2ND GRADE BE	500.00	0.00	750.00	150.00	(250.00)	0.00	(250.00)
01 1100 810 002 003	REG INSTR - DUES & FEES 3RD GRADE BE	500.00	0.00	547.55	109.51	(47.55)	0.00	(47.55)
01 1100 810 002 004	REG INSTR - DUES & FEES 4TH GRADE BE	500.00	0.00	0.00	0.00	500.00	0.00	500.00
01 1100 810 002 005	REG INSTR - DUES & FEES 5TH GRADE BE	500.00	0.00	630.00	126.00	(130.00)	0.00	(130.00)
01 1100 810 002 007	REG INSTR - DUES & FEES KDG BE	500.00	0.00	582.47	116.49	(82.47)	0.00	(82.47)
01 1100 810 002 060	REG INSTR - DUES & FEES PE BE	100.00	0.00	0.00	0.00	100.00	0.00	100.00
01 1100 810 002 080	REG INSTR - DUES & FEES ART BE	0.00	0.00	0.00	0.00	0.00	0.00	0.00
01 1100 810 002 081	REG INSTR - DUES & FEES VOCAL MUSIC BE	250.00	0.00	429.00	171.60	(179.00)	0.00	(179.00)
01 1100 810 002 082	REG INSTR - DUES & FEES INSTR MUSIC BE	0.00	0.00	0.00	0.00	0.00	0.00	0.00
01 1100 810 003	REG INSTR - DUES & FEES PC	4,000.00	799.82	979.82	29.12	3,020.18	185.00	2,835.18
01 1100 810 003 001	REG INSTR - DUES & FEES 1ST GRADE PC	500.00	0.00	883.50	176.70	(383.50)	0.00	(383.50)
01 1100 810 003 002	REG INSTR - DUES & FEES 2ND GRADE PC	500.00	0.00	711.00	142.20	(211.00)	0.00	(211.00)
01 1100 810 003 003	REG INSTR - DUES & FEES 3RD GRADE PC	500.00	0.00	570.00	213.00	(70.00)	495.00	(565.00)
01 1100 810 003 004	REG INSTR - DUES & FEES 4TH GRADE PC	500.00	0.00	0.00	0.00	500.00	0.00	500.00
01 1100 810 003 005	REG INSTR - DUES & FEES 5TH GRADE PC	500.00	0.00	782.00	156.40	(282.00)	0.00	(282.00)
01 1100 810 003 007	REG INSTR - DUES & FEES KDG PC	500.00	68.35	68.35	14.00	431.65	1.65	430.00
01 1100 810 003 060	REG INSTR - DUES & FEES PE PC	100.00	0.00	0.00	0.00	100.00	0.00	100.00
01 1100 810 003 080	REG INSTR - DUES & FEES ART PC	0.00	0.00	0.00	0.00	0.00	0.00	0.00
01 1100 810 003 081	REG INSTR - DUES & FEES VOCAL MUSIC PC	250.00	0.00	0.00	0.00	250.00	0.00	250.00
01 1100 810 003 082	REG INSTR - DUES & FEES INSTR MUSIC PC	0.00	0.00	0.00	0.00	0.00	0.00	0.00
01 1100 810 004	REG INSTR - DUES & FEES HE	4,000.00	798.87	1,428.87	40.35	2,571.13	185.00	2,386.13
01 1100 810 004 001	REG INSTR - DUES & FEES 1ST GRADE HE	500.00	0.00	1,183.26	236.65	(683.26)	0.00	(683.26)
01 1100 810 004 002	REG INSTR - DUES & FEES 2ND GRADE HE	500.00	0.00	747.00	149.40	(247.00)	0.00	(247.00)
01 1100 810 004 003	REG INSTR - DUES & FEES 3RD GRADE HE	500.00	0.00	741.00	148.20	(241.00)	0.00	(241.00)
01 1100 810 004 004	REG INSTR - DUES & FEES 4TH GRADE HE	500.00	0.00	0.00	0.00	500.00	0.00	500.00
01 1100 810 004 005	REG INSTR - DUES & FEES 5TH GRADE HE	500.00	0.00	829.00	165.80	(329.00)	0.00	(329.00)

Account Number	Account Description	Revised Budget	Expended During Month	Expenditures to Date	% of Budget	Balance at EOM	P/ O Outstanding	Unencumbered Balance
01 1100 810 004 007	REG INSTR - DUES & FEES KDG HE	500.00	0.00	866.23	173.25	(366.23)	0.00	(366.23)
01 1100 810 004 060	REG INSTR - DUES & FEES PE HE	100.00	0.00	0.00	0.00	100.00	0.00	100.00
01 1100 810 004 080	REG INSTR - DUES & FEES ART HE	0.00	0.00	0.00	0.00	0.00	0.00	0.00
01 1100 810 004 081	REG INSTR - DUES & FEES VOCAL MUSIC HE	250.00	0.00	0.00	0.00	250.00	0.00	250.00
01 1100 810 004 082	REG INSTR - DUES & FEES INSTR MUSIC HE	0.00	0.00	0.00	0.00	0.00	0.00	0.00
01 1100 810 005	REG INSTR - DUES & FEES BMS	4,000.00	0.00	180.00	26.25	3,820.00	870.00	2,950.00
01 1100 810 005 015	REG INSTR - DUES & FEES ENGLISH BMS	100.00	0.00	0.00	0.00	100.00	0.00	100.00
01 1100 810 005 018	REG INSTR - DUES & FEES READING BMS	100.00	0.00	0.00	0.00	100.00	0.00	100.00
01 1100 810 005 019	REG INSTR - DUES & FEES SPEECH/DRAMA BMS	100.00	0.00	0.00	0.00	100.00	0.00	100.00
01 1100 810 005 022	REG INSTR - DUES & FEES WORLD LANG BMS	100.00	0.00	0.00	0.00	100.00	0.00	100.00
01 1100 810 005 030	REG INSTR - DUES & FEES SOC STUD BMS	100.00	282.60	426.60	426.60	(326.60)	0.00	(326.60)
01 1100 810 005 040	REG INSTR - DUES & FEES MATH BMS	100.00	0.00	25.00	25.00	75.00	0.00	75.00
01 1100 810 005 050	REG INSTR - DUES & FEES T&L BMS	100.00	0.00	0.00	0.00	100.00	0.00	100.00
01 1100 810 005 054	REG INSTR - DUES & FEES COMPUTERS BMS	100.00	0.00	0.00	0.00	100.00	0.00	100.00
01 1100 810 005 060	REG INSTR - DUES & FEES PE/HEALTH BMS	100.00	0.00	0.00	0.00	100.00	0.00	100.00
01 1100 810 005 070	REG INSTR - DUES & FEES SCIENCE BMS	0.00	0.00	0.00	0.00	0.00	0.00	0.00
01 1100 810 005 080	REG INSTR - DUES & FEES ART BMS	250.00	0.00	150.00	60.00	100.00	0.00	100.00
01 1100 810 005 081	REG INSTR - DUES & FEES VOCAL MUSIC BMS	1,000.00	0.00	146.75	14.68	853.25	0.00	853.25
01 1100 810 005 082	REG INSTR - DUES & FEES INSTR MUSIC BMS	500.00	0.00	575.00	115.00	(75.00)	0.00	(75.00)
01 1100 810 005 083	REG INSTR - DUES & FEES GENERAL MUSIC BMS	100.00	0.00	25.00	167.00	75.00	142.00	(67.00)
01 1100 810 006	REG INSTR - DUES & FEES AP	4,000.00	798.87	978.87	29.10	3,021.13	185.00	2,836.13
01 1100 810 006 001	REG INSTR - DUES & FEES 1ST GRADE AP	500.00	0.00	711.00	142.20	(211.00)	0.00	(211.00)
01 1100 810 006 002	REG INSTR - DUES & FEES 2ND GRADE AP	500.00	0.00	0.00	0.00	500.00	0.00	500.00
01 1100 810 006 003	REG INSTR - DUES & FEES 3RD GRADE AP	500.00	0.00	630.00	126.00	(130.00)	0.00	(130.00)
01 1100 810 006 004	REG INSTR - DUES & FEES 4TH GRADE AP	500.00	0.00	0.00	0.00	500.00	0.00	500.00
01 1100 810 006 005	REG INSTR - DUES & FEES 5TH GRADE AP	500.00	0.00	0.00	0.00	500.00	0.00	500.00
01 1100 810 006 007	REG INSTR - DUES & FEES KDG AP	500.00	0.00	0.00	0.00	500.00	0.00	500.00
01 1100 810 006 060	REG INSTR - DUES & FEES PE AP	100.00	0.00	0.00	0.00	100.00	0.00	100.00
01 1100 810 006 080	REG INSTR - DUES & FEES ART AP	0.00	0.00	0.00	0.00	0.00	0.00	0.00
01 1100 810 006 081	REG INSTR - DUES & FEES VOCAL MUSIC AP	250.00	0.00	0.00	0.00	250.00	0.00	250.00
01 1100 810 006 082	REG INSTR - DUES & FEES INSTR MUSIC AP	0.00	0.00	0.00	0.00	0.00	0.00	0.00
01 1100 810 007	REG INSTR - DUES & FEES SE	4,000.00	798.87	978.87	46.45	3,021.13	879.00	2,142.13
01 1100 810 007 001	REG INSTR - DUES & FEES 1ST GRADE SE	500.00	0.00	675.49	135.10	(175.49)	0.00	(175.49)
01 1100 810 007 002	REG INSTR - DUES & FEES 2ND GRADE SE	500.00	0.00	0.00	0.00	500.00	0.00	500.00
01 1100 810 007 003	REG INSTR - DUES & FEES 3RD GRADE SE	500.00	0.00	1,053.00	210.60	(553.00)	0.00	(553.00)
01 1100 810 007 004	REG INSTR - DUES & FEES 4TH GRADE SE	500.00	0.00	560.00	112.00	(60.00)	0.00	(60.00)
01 1100 810 007 005	REG INSTR - DUES & FEES 5TH GRADE SE	500.00	0.00	0.00	0.00	500.00	0.00	500.00
01 1100 810 007 007	REG INSTR - DUES & FEES KDG SE	500.00	0.00	648.41	196.77	(148.41)	335.44	(483.85)
01 1100 810 007 060	REG INSTR - DUES & FEES PE SE	100.00	0.00	0.00	0.00	100.00	0.00	100.00
01 1100 810 007 080	REG INSTR - DUES & FEES ART SE	0.00	0.00	0.00	0.00	0.00	0.00	0.00
01 1100 810 007 081	REG INSTR - DUES & FEES VOCAL MUSIC SE	250.00	0.00	150.00	60.00	100.00	0.00	100.00
01 1100 810 007 082	REG INSTR - DUES & FEES INSTR MUSIC SE	0.00	0.00	0.00	0.00	0.00	0.00	0.00
01 1100 810 008	REG INSTR - DUES & FEES BSMS	4,000.00	0.00	180.00	30.88	3,820.00	1,055.00	2,765.00
01 1100 810 008 015	REG INSTR - DUES & FEES ENGLISH BSMS	100.00	0.00	0.00	0.00	100.00	0.00	100.00
01 1100 810 008 018	REG INSTR - DUES & FEES READING BSMS	100.00	0.00	0.00	0.00	100.00	0.00	100.00
01 1100 810 008 019	REG INSTR - DUES & FEES SPEECH/DRAMA BSMS	100.00	0.00	0.00	0.00	100.00	0.00	100.00
01 1100 810 008 022	REG INSTR - DUES & FEES WORLD LANG BSMS	100.00	0.00	0.00	0.00	100.00	0.00	100.00
01 1100 810 008 030	REG INSTR - DUES & FEES SOC STUD BSMS	100.00	0.00	135.00	135.00	(35.00)	0.00	(35.00)
01 1100 810 008 040	REG INSTR - DUES & FEES MATH BSMS	100.00	0.00	0.00	0.00	100.00	0.00	100.00
01 1100 810 008 050	REG INSTR - DUES & FEES T&L BSMS	100.00	0.00	0.00	0.00	100.00	0.00	100.00
01 1100 810 008 054	REG INSTR - DUES & FEES COMPUTERS BSMS	100.00	0.00	0.00	0.00	100.00	0.00	100.00
01 1100 810 008 060	REG INSTR - DUES & FEES PE/HEALTH BSMS	100.00	0.00	0.00	0.00	100.00	0.00	100.00
01 1100 810 008 070	REG INSTR - DUES & FEES SCIENCE BSMS	0.00	0.00	0.00	0.00	0.00	0.00	0.00
01 1100 810 008 080	REG INSTR - DUES & FEES ART BSMS	250.00	0.00	0.00	0.00	250.00	0.00	250.00
01 1100 810 008 081	REG INSTR - DUES & FEES VOCAL MUSIC BSMS	1,000.00	0.00	146.75	14.68	853.25	0.00	853.25



Account Number	Account Description	Revised Budget	Expended During Month	Expenditures to Date	% of Budget	Balance at EOM	P/ O Outstanding	Unencumbered Balance
01 1100 890 005 019	REG INSTR - OTHER MISC SPEECH/DRAMA BMS	0.00	0.00	0.00	0.00	0.00	0.00	0.00
01 1100 890 005 022	REG INSTR - OTHER MISC WORLD LANG BMS	0.00	0.00	0.00	0.00	0.00	0.00	0.00
01 1100 890 005 030	REG INSTR - OTHER MISC SOC STUD BMS	0.00	18.99	18.99	0.00	(18.99)	0.00	(18.99)
01 1100 890 005 040	REG INSTR - OTHER MISC MATH BMS	0.00	0.00	0.00	0.00	0.00	0.00	0.00
01 1100 890 005 050	REG INSTR - OTHER MISC T&L BMS	0.00	0.00	0.00	0.00	0.00	0.00	0.00
01 1100 890 005 054	REG INSTR - OTHER MISC COMPUTERS BMS	0.00	0.00	0.00	0.00	0.00	0.00	0.00
01 1100 890 005 060	REG INSTR - OTHER MISC PE/HEALTH BMS	0.00	0.00	0.00	0.00	0.00	0.00	0.00
01 1100 890 005 070	REG INSTR - OTHER MISC SCIENCE BMS	0.00	0.00	260.98	0.00	(260.98)	0.00	(260.98)
01 1100 890 005 080	REG INSTR - OTHER MISC ART BMS	0.00	0.00	0.00	0.00	0.00	0.00	0.00
01 1100 890 005 081	REG INSTR - OTHER MISC VOCAL MUSIC BMS	0.00	0.00	0.00	0.00	0.00	0.00	0.00
01 1100 890 005 082	REG INSTR - OTHER MISC INSTR MUSIC BMS	0.00	0.00	2,474.18	0.00	(2,474.18)	100.00	(2,574.18)
01 1100 890 005 083	REG INSTR - OTHER MISC GENERAL MUSIC BMS	0.00	0.00	0.00	0.00	0.00	0.00	0.00
01 1100 890 006	REG INSTR - OTHER MISC AP	2,500.00	0.00	0.00	0.00	2,500.00	0.00	2,500.00
01 1100 890 006 001	REG INSTR - OTHER MISC 1ST GRADE AP	0.00	0.00	0.00	0.00	0.00	0.00	0.00
01 1100 890 006 002	REG INSTR - OTHER MISC 2ND GRADE AP	0.00	0.00	720.00	0.00	(720.00)	0.00	(720.00)
01 1100 890 006 003	REG INSTR - OTHER MISC 3RD GRADE AP	0.00	0.00	0.00	0.00	0.00	288.00	(288.00)
01 1100 890 006 004	REG INSTR - OTHER MISC 4TH GRADE AP	0.00	0.00	0.00	0.00	0.00	0.00	0.00
01 1100 890 006 005	REG INSTR - OTHER MISC 5TH GRADE AP	0.00	0.00	0.00	0.00	0.00	0.00	0.00
01 1100 890 006 007	REG INSTR - OTHER MISC KDG AP	0.00	0.00	1,359.20	0.00	(1,359.20)	0.00	(1,359.20)
01 1100 890 006 060	REG INSTR - OTHER MISC PE AP	0.00	0.00	0.00	0.00	0.00	0.00	0.00
01 1100 890 006 080	REG INSTR - OTHER MISC ART AP	0.00	0.00	26.99	0.00	(26.99)	0.00	(26.99)
01 1100 890 006 081	REG INSTR - OTHER MISC VOCAL MUSIC AP	0.00	0.00	149.83	0.00	(149.83)	0.00	(149.83)
01 1100 890 006 082	REG INSTR - OTHER MISC INSTR MUSIC AP	0.00	0.00	0.00	0.00	0.00	0.00	0.00
01 1100 890 007	REG INSTR - OTHER MISC SE	2,500.00	0.00	0.00	0.00	2,500.00	0.00	2,500.00
01 1100 890 007 001	REG INSTR - OTHER MISC 1ST GRADE SE	0.00	0.00	0.00	0.00	0.00	0.00	0.00
01 1100 890 007 002	REG INSTR - OTHER MISC 2ND GRADE SE	0.00	0.00	136.00	0.00	(136.00)	0.00	(136.00)
01 1100 890 007 003	REG INSTR - OTHER MISC 3RD GRADE SE	0.00	0.00	0.00	0.00	0.00	0.00	0.00
01 1100 890 007 004	REG INSTR - OTHER MISC 4TH GRADE SE	0.00	0.00	0.00	0.00	0.00	0.00	0.00
01 1100 890 007 005	REG INSTR - OTHER MISC 5TH GRADE SE	0.00	0.00	240.00	0.00	(240.00)	0.00	(240.00)
01 1100 890 007 007	REG INSTR - OTHER MISC KDG SE	0.00	0.00	0.00	0.00	0.00	0.00	0.00
01 1100 890 007 060	REG INSTR - OTHER MISC PE SE	0.00	0.00	0.00	0.00	0.00	0.00	0.00
01 1100 890 007 080	REG INSTR - OTHER MISC ART SE	0.00	0.00	0.00	0.00	0.00	0.00	0.00
01 1100 890 007 081	REG INSTR - OTHER MISC VOCAL MUSIC SE	0.00	0.00	0.00	0.00	0.00	0.00	0.00
01 1100 890 007 082	REG INSTR - OTHER MISC INSTR MUSIC SE	0.00	0.00	0.00	0.00	0.00	0.00	0.00
01 1100 890 008	REG INSTR - OTHER MISC BSMS	2,500.00	1,043.50	4,225.25	169.01	(1,725.25)	0.00	(1,725.25)
01 1100 890 008 015	REG INSTR - OTHER MISC ENGLISH BSMS	0.00	0.00	0.00	0.00	0.00	0.00	0.00
01 1100 890 008 018	REG INSTR - OTHER MISC READING BSMS	0.00	0.00	34.16	0.00	(34.16)	0.00	(34.16)
01 1100 890 008 019	REG INSTR - OTHER MISC SPEECH/DRAMA BSMS	0.00	0.00	0.00	0.00	0.00	0.00	0.00
01 1100 890 008 022	REG INSTR - OTHER MISC WORLD LANG BSMS	0.00	0.00	0.00	0.00	0.00	0.00	0.00
01 1100 890 008 030	REG INSTR - OTHER MISC SOC STUD BSMS	0.00	0.00	0.00	0.00	0.00	0.00	0.00
01 1100 890 008 040	REG INSTR - OTHER MISC MATH BSMS	0.00	0.00	46.96	0.00	(46.96)	0.00	(46.96)
01 1100 890 008 050	REG INSTR - OTHER MISC T&L BSMS	0.00	0.00	0.00	0.00	0.00	0.00	0.00
01 1100 890 008 054	REG INSTR - OTHER MISC COMPUTERS BSMS	0.00	0.00	0.00	0.00	0.00	0.00	0.00
01 1100 890 008 060	REG INSTR - OTHER MISC PE/HEALTH BSMS	0.00	0.00	0.00	0.00	0.00	0.00	0.00
01 1100 890 008 070	REG INSTR - OTHER MISC SCIENCE BSMS	0.00	0.00	153.73	0.00	(153.73)	0.00	(153.73)
01 1100 890 008 080	REG INSTR - OTHER MISC ART BSMS	0.00	0.00	0.00	0.00	0.00	0.00	0.00
01 1100 890 008 081	REG INSTR - OTHER MISC VOCAL MUSIC BSMS	0.00	0.00	57.79	0.00	(57.79)	0.00	(57.79)
01 1100 890 008 082	REG INSTR - OTHER MISC INSTR MUSIC BSMS	0.00	0.00	2,111.66	0.00	(2,111.66)	100.00	(2,211.66)
01 1100 890 008 083	REG INSTR - OTHER MISC GENERAL MUSIC BSMS	0.00	0.00	0.00	0.00	0.00	0.00	0.00
1100	REGULAR INSTRUCTIONAL PROGRAMS	26,426,428.41	2,893,122.93	27,004,405.36	102.45	(577,976.95)	68,206.65	(646,183.60)
1150	LIMITED ENGLISH PROF PROGRAMS							
01 1150 111 000	LEP - SALARIES NON-INSTR DIST	125,231.56	10,389.77	124,677.90	99.56	553.66	0.00	553.66
01 1150 112 000	LEP - SALARIES INSTR AIDES DIST	49,525.72	0.00	35,187.66	71.05	14,338.06	0.00	14,338.06
01 1150 151 000	LEP - ADD'L COMP TEACHERS DIST	81.44	16.73	2,231.62	2,740.20	(2,150.18)	0.00	(2,150.18)
01 1150 152 000	LEP - ADD'L COMP INSTR AIDES DIST	42.04	0.00	53.04	126.17	(11.00)	0.00	(11.00)



Account Number	Account Description	Revised Budget	Expended During Month	Expenditures to Date	% of Budget	Balance at EOM	P/ O Outstanding	Unencumbered Balance
01 1160 231 008	POVERTY - RETIREMENT TEACHERS BSMS	0.00	0.00	0.00	0.00	0.00	0.00	0.00
01 1160 237 001	POVERTY - INCR RET CONTR HS	0.00	0.00	0.00	0.00	0.00	0.00	0.00
01 1160 237 002	POVERTY - INCR RET CONTR BE	0.00	0.00	0.00	0.00	0.00	0.00	0.00
01 1160 237 003	POVERTY - INCR RET CONTR PC	0.00	0.00	0.00	0.00	0.00	0.00	0.00
01 1160 237 004	POVERTY - INCR RET CONTR HE	0.00	0.00	0.00	0.00	0.00	0.00	0.00
01 1160 237 005	POVERTY - INCR RET CONTR BMS	0.00	0.00	0.00	0.00	0.00	0.00	0.00
01 1160 237 006	POVERTY - INCR RET CONTR AP	0.00	0.00	0.00	0.00	0.00	0.00	0.00
01 1160 237 007	POVERTY - INCR RET CONTR SE	0.00	0.00	0.00	0.00	0.00	0.00	0.00
01 1160 237 008	POVERTY - INCR RET CONTR BSMS	0.00	0.00	0.00	0.00	0.00	0.00	0.00
01 1160 281 001	POVERTY - HEALTH BEN TEACHERS HS	0.00	0.00	0.00	0.00	0.00	0.00	0.00
01 1160 281 002	POVERTY - HEALTH BEN TEACHERS BE	0.00	0.00	0.00	0.00	0.00	0.00	0.00
01 1160 281 003	POVERTY - HEALTH BEN TEACHERS PC	0.00	0.00	0.00	0.00	0.00	0.00	0.00
01 1160 281 004	POVERTY - HEALTH BEN TEACHERS HE	0.00	0.00	0.00	0.00	0.00	0.00	0.00
01 1160 281 005	POVERTY - HEALTH BEN TEACHERS BMS	0.00	0.00	0.00	0.00	0.00	0.00	0.00
01 1160 281 006	POVERTY - HEALTH TEACHERS AP	0.00	0.00	0.00	0.00	0.00	0.00	0.00
01 1160 281 007	POVERTY - HEALTH TEACHERS SE	0.00	0.00	0.00	0.00	0.00	0.00	0.00
01 1160 281 008	POVERTY - HEALTH BEN TEACHERS BSMS	0.00	0.00	0.00	0.00	0.00	0.00	0.00
01 1160 340 002	POVERTY - OTHER PROF SERVICES BE	0.00	0.00	0.00	0.00	0.00	0.00	0.00
01 1160 340 006	POVERTY - OTHER PROF SERVICES AP	0.00	0.00	0.00	0.00	0.00	0.00	0.00
01 1160 610 002	POVERTY - SUPPLIES BE	0.00	0.00	0.00	0.00	0.00	0.00	0.00
01 1160 610 006	POVERTY - SUPPLIES AP	0.00	0.00	0.00	0.00	0.00	0.00	0.00
1160	PROVERTY PROGRAMS	68.25	0.00	0.00	0.00	68.25	0.00	68.25
1200	SPECIAL EDUCATION INSTRUCTIONAL PROGRAMS							
01 1200 110 000	SPED - SALARIES NON-INSTR DIST	141,588.66	11,553.22	132,475.80	93.56	9,112.86	0.00	9,112.86
01 1200 111 000	SPED - SALARIES TEACHERS DIST	197,478.05	17,176.59	197,158.81	99.84	319.24	0.00	319.24
01 1200 111 001	SPED - SALARIES TEACHERS HS	392,725.47	28,926.63	379,207.44	96.56	13,518.03	0.00	13,518.03
01 1200 111 002	SPED - SALARIES TEACHERS BE	115,321.88	9,588.63	115,064.00	99.78	257.88	0.00	257.88
01 1200 111 003	SPED - SALARIES TEACHERS PC	161,219.35	12,972.57	157,122.93	97.46	4,096.42	0.00	4,096.42
01 1200 111 004	SPED - SALARIES TEACHERS HE	183,499.84	14,509.13	178,343.67	97.19	5,156.17	0.00	5,156.17
01 1200 111 005	SPED - SALARIES TEACHERS BMS	221,794.06	18,294.13	220,360.46	99.35	1,433.60	0.00	1,433.60
01 1200 111 006	SPED - SALARIES TEACHERS AP	174,914.88	14,906.66	174,927.26	100.01	(12.38)	0.00	(12.38)
01 1200 111 007	SPED - SALARIES TEACHERS SE	102,342.21	8,516.25	102,195.00	99.86	147.21	0.00	147.21
01 1200 111 008	SPED - SALARIES TEACHERS BSMS	210,416.15	22,356.13	213,360.46	101.40	(2,944.31)	0.00	(2,944.31)
01 1200 112 000	SPED - SALARIES INSTR AIDES	0.00	0.00	17,211.37	0.00	(17,211.37)	0.00	(17,211.37)
01 1200 112 001	SPED - SALARIES INSTR AIDES HS	79,371.69	0.00	59,820.15	75.37	19,551.54	0.00	19,551.54
01 1200 112 002	SPED - SALARIES INSTR AIDES BE	161,334.65	127.05	131,653.70	81.60	29,680.95	0.00	29,680.95
01 1200 112 003	SPED - SALARIES INSTR AIDES PC	156,141.01	0.00	121,934.45	78.09	34,206.56	0.00	34,206.56
01 1200 112 004	SPED - SALARIES INSTR AIDES HE	150,040.56	0.00	119,538.20	79.67	30,502.36	0.00	30,502.36
01 1200 112 005	SPED - SALARIES INSTR AIDES BMS	101,383.34	0.00	79,915.06	78.82	21,468.28	0.00	21,468.28
01 1200 112 006	SPED - SALARIES INSTR AIDES AP	145,057.66	0.00	115,528.89	79.64	29,528.77	0.00	29,528.77
01 1200 112 007	SPED - SALARIES INSTR AIDES SE	67,621.34	0.00	53,043.23	78.44	14,578.11	0.00	14,578.11
01 1200 112 008	SPED - SALARIES INSTR AIDES BSMS	133,532.57	0.00	112,448.34	84.21	21,084.23	0.00	21,084.23
01 1200 122 001	SPED - SUB AIDES HS	879.21	0.00	2,590.72	294.66	(1,711.51)	0.00	(1,711.51)
01 1200 122 002	SPED - SUB AIDES BE	3,741.92	0.00	5,840.80	156.09	(2,098.88)	0.00	(2,098.88)
01 1200 122 003	SPED - SUB AIDES PC	3,989.39	0.00	5,267.36	132.03	(1,277.97)	0.00	(1,277.97)
01 1200 122 004	SPED - SUB AIDES HE	6,469.60	0.00	1,689.44	26.11	4,780.16	0.00	4,780.16
01 1200 122 005	SPED - SUB AIDES BMS	1,315.16	0.00	1,624.80	123.54	(309.64)	0.00	(309.64)
01 1200 122 006	SPED - SUB AIDES AP	2,363.69	0.00	1,707.68	72.25	656.01	0.00	656.01
01 1200 122 007	SPED - SUB AIDES SE	4,100.09	0.00	5,530.72	134.89	(1,430.63)	0.00	(1,430.63)
01 1200 122 008	SPED - SUB AIDES BSMS	821.37	0.00	106.72	12.99	714.65	0.00	714.65
01 1200 123 001	SPED - SUB TEACHERS HS	8,755.78	510.00	23,662.50	270.25	(14,906.72)	0.00	(14,906.72)
01 1200 123 002	SPED - SUB TEACHERS BE	1,978.09	0.00	1,897.50	95.93	80.59	0.00	80.59
01 1200 123 003	SPED - SUB TEACHERS PC	2,890.26	0.00	18,049.48	624.49	(15,159.22)	0.00	(15,159.22)
01 1200 123 004	SPED - SUB TEACHERS HE	5,270.47	0.00	8,572.50	162.65	(3,302.03)	0.00	(3,302.03)
01 1200 123 005	SPED - SUB TEACHERS BMS	6,402.04	0.00	5,974.62	93.32	427.42	0.00	427.42

Account Number	Account Description	Revised Budget	Expended During Month	Expenditures to Date	% of Budget	Balance at EOM	P/ O Outstanding	Unencumbered Balance
01 1200 123 006	SPED - SUB TEACHERS AP	2,635.23	0.00	4,581.08	173.84	(1,945.85)	0.00	(1,945.85)
01 1200 123 007	SPED - SUB TEACHERS SE	4,595.56	0.00	1,402.50	30.52	3,193.06	0.00	3,193.06
01 1200 123 008	SPED - SUB TEACHERS BSMS	3,230.29	0.00	4,125.00	127.70	(894.71)	0.00	(894.71)
01 1200 130 000	SPED - OT SALARIES NON-INSTR DIST	417.21	12.48	1,184.97	284.02	(767.76)	0.00	(767.76)
01 1200 132 004	SPED - OT SALARIES NON-INSTR HE	501.73	0.00	23.02	4.59	478.71	0.00	478.71
01 1200 132 006	SPED- OT SALARIES NON- INSTR AP	0.00	0.00	266.80	0.00	(266.80)	0.00	(266.80)
01 1200 150 000	SPED - ADD'L COMP NON-INSTR DIST	333.93	9.37	2,112.44	632.60	(1,778.51)	0.00	(1,778.51)
01 1200 151 000	SPED - ADD'L COMP TEACHERS DIST	1,041.57	586.82	1,733.83	166.46	(692.26)	0.00	(692.26)
01 1200 151 001	SPED - ADD'L COMP TEACHERS HS	3,614.79	2,202.66	4,652.65	128.71	(1,037.86)	0.00	(1,037.86)
01 1200 151 002	SPED - ADD'L COMP TEACHERS BE	541.53	24.93	381.57	70.46	159.96	0.00	159.96
01 1200 151 003	SPED - ADD'L COMP TEACHERS PC	843.23	1,050.87	4,603.83	545.98	(3,760.60)	0.00	(3,760.60)
01 1200 151 004	SPED - ADD'L COMP TEACHERS HE	2,384.73	202.87	2,796.91	117.28	(412.18)	0.00	(412.18)
01 1200 151 005	SPED - ADD'L COMP TEACHERS BMS	1,329.52	47.57	3,003.69	225.92	(1,674.17)	0.00	(1,674.17)
01 1200 151 006	SPED - ADD'L COMP TEACHERS AP	465.66	1,289.70	3,552.77	762.95	(3,087.11)	0.00	(3,087.11)
01 1200 151 007	SPED - ADD'L COMP TEACHERS SE	649.11	21.74	913.29	140.70	(264.18)	0.00	(264.18)
01 1200 151 008	SPED - ADD'L COMP TEACHERS BSMS	710.74	224.26	1,531.94	215.54	(821.20)	0.00	(821.20)
01 1200 152 000	SPED - ADD'L COMP AIDES	0.00	0.00	75.44	0.00	(75.44)	0.00	(75.44)
01 1200 152 001	SPED - ADD'L COMP AIDES HS	159.60	0.00	152.89	95.80	6.71	0.00	6.71
01 1200 152 002	SPED - ADD'L COMP AIDES BE	141.54	0.00	368.04	260.03	(226.50)	0.00	(226.50)
01 1200 152 003	SPED - ADD'L COMP AIDES PC	193.17	0.00	359.70	186.21	(166.53)	0.00	(166.53)
01 1200 152 004	SPED - ADD'L COMP AIDES HE	160.82	0.00	305.76	190.13	(144.94)	0.00	(144.94)
01 1200 152 005	SPED - ADD'L COMP AIDES BMS	179.87	0.00	147.27	81.88	32.60	0.00	32.60
01 1200 152 006	SPED - ADD'L COMP AIDES AP	21.74	0.00	130.80	601.66	(109.06)	0.00	(109.06)
01 1200 152 007	SPED - ADD'L COMP AIDES SE	69.77	0.00	97.95	140.39	(28.18)	0.00	(28.18)
01 1200 152 008	SPED - ADD'L COMP AIDES BSMS	105.15	0.00	379.82	361.22	(274.67)	0.00	(274.67)
01 1200 210 000	SPED - GROUP INS NON-INSTR DIST	37,112.62	3,138.66	37,653.52	101.46	(540.90)	0.00	(540.90)
01 1200 211 000	SPED - GROUP INS TEACHERS/PROF DIST	11,946.42	857.02	10,273.84	86.00	1,672.58	0.00	1,672.58
01 1200 211 001	SPED - GROUP INS TEACHERS HS	89,812.10	8,083.17	90,892.30	101.20	(1,080.20)	0.00	(1,080.20)
01 1200 211 002	SPED - GROUP INS TEACHERS BE	39,255.92	3,138.66	37,653.52	95.92	1,602.40	0.00	1,602.40
01 1200 211 003	SPED - GROUP INS TEACHERS PC	47,586.64	4,016.48	48,150.96	101.19	(564.32)	0.00	(564.32)
01 1200 211 004	SPED - GROUP INS TEACHERS HE	59,582.94	5,490.69	64,447.40	108.16	(4,864.46)	0.00	(4,864.46)
01 1200 211 005	SPED - GROUP INS TEACHERS BMS	79,890.47	7,147.41	85,748.12	107.33	(5,857.65)	0.00	(5,857.65)
01 1200 211 006	SPED - GROUP INS TEACHERS AP	59,879.94	5,356.27	64,260.16	107.32	(4,380.22)	0.00	(4,380.22)
01 1200 211 007	SPED - GROUP INS TEACHERS SE	11,567.67	857.02	10,273.84	88.82	1,293.83	0.00	1,293.83
01 1200 211 008	SPED - GROUP INS TEACHERS BSMS	27,079.54	2,560.66	30,707.12	113.40	(3,627.58)	0.00	(3,627.58)
01 1200 212 000	SPED - GROUP INS INSTR AIDES	0.00	5.20	57.20	0.00	(57.20)	0.00	(57.20)
01 1200 212 001	SPED - GROUP INS AIDES HS	274.58	15.60	389.11	141.71	(114.53)	0.00	(114.53)
01 1200 212 002	SPED - GROUP INS AIDES BE	269.28	36.40	400.40	148.69	(131.12)	0.00	(131.12)
01 1200 212 003	SPED - GROUP INS AIDES PC	303.52	26.00	379.60	125.07	(76.08)	0.00	(76.08)
01 1200 212 004	SPED - GROUP INS AIDES HE	7,151.62	651.99	7,886.28	110.27	(734.66)	0.00	(734.66)
01 1200 212 005	SPED - GROUP INS AIDES BMS	310.39	10.40	218.40	70.36	91.99	0.00	91.99
01 1200 212 006	SPED - GROUP INS AIDES AP	176.28	321.62	3,988.67	2,262.69	(3,812.39)	0.00	(3,812.39)
01 1200 212 007	SPED - GROUP INS AIDES SE	128.25	10.40	153.68	119.83	(25.43)	0.00	(25.43)
01 1200 212 008	SPED - GROUP INS AIDES BSMS	155.20	15.60	286.00	184.28	(130.80)	0.00	(130.80)
01 1200 220 000	SPED - SOC SEC NON-INSTR DIST	10,112.69	912.30	10,708.32	105.89	(595.63)	0.00	(595.63)
01 1200 221 000	SPED - SOC SEC TEACHERS DIST	8,855.93	1,358.90	15,215.25	171.81	(6,359.32)	0.00	(6,359.32)
01 1200 221 001	SPED - SOC SEC TEACHERS HS	30,914.17	2,441.38	30,084.83	97.32	829.34	0.00	829.34
01 1200 221 002	SPED - SOC SEC TEACHERS BE	8,564.03	705.94	8,477.67	98.99	86.36	0.00	86.36
01 1200 221 003	SPED - SOC SEC TEACHERS PC	12,626.95	1,126.20	12,832.13	101.62	(205.18)	0.00	(205.18)
01 1200 221 004	SPED - SOC SEC TEACHERS HE	14,732.67	1,112.33	13,708.82	93.05	1,023.85	0.00	1,023.85
01 1200 221 005	SPED - SOC SEC TEACHERS BMS	16,954.84	1,379.27	16,800.71	99.09	154.13	0.00	154.13
01 1200 221 006	SPED - SOC SEC TEACHERS AP	7,909.70	1,225.24	13,488.55	170.53	(5,578.85)	0.00	(5,578.85)
01 1200 221 007	SPED - SOC SEC TEACHERS SE	8,163.58	689.00	8,317.85	101.89	(154.27)	0.00	(154.27)
01 1200 221 008	SPED - SOC SEC TEACHERS BSMS	12,436.59	1,755.87	16,780.94	134.93	(4,344.35)	0.00	(4,344.35)
01 1200 222 000	SPED - SOC SEC INSTR AIDES	0.00	0.00	1,322.48	0.00	(1,322.48)	0.00	(1,322.48)





Account Number	Account Description	Revised Budget	Expended During Month	Expenditures to Date	% of Budget	Balance at EOM	P/ O Outstanding	Unencumbered Balance
01 1200 610 002	SPED - SUPPLIES BE	2,000.00	373.88	6,097.66	306.29	(4,097.66)	28.06	(4,125.72)
01 1200 610 002 611	SPED - TESTING SUPPLIES BE	0.00	0.00	0.00	0.00	0.00	0.00	0.00
01 1200 610 003	SPED - SUPPLIES PC	2,000.00	0.00	2,451.68	122.58	(451.68)	0.00	(451.68)
01 1200 610 003 611	SPED - TESTING SUPPLIES PC	0.00	0.00	123.14	0.00	(123.14)	0.00	(123.14)
01 1200 610 004	SPED - SUPPLIES HE	2,000.00	448.89	1,664.32	115.79	335.68	651.55	(315.87)
01 1200 610 004 611	SPED - TESTING SUPPLIES HE	0.00	0.00	0.00	0.00	0.00	0.00	0.00
01 1200 610 005	SPED - SUPPLIES BMS	4,000.00	39.79	335.99	8.40	3,664.01	0.00	3,664.01
01 1200 610 005 611	SPED - TESTING SUPPLIES BMS	0.00	0.00	0.00	0.00	0.00	0.00	0.00
01 1200 610 006	SPED - SUPPLIES AP	2,000.00	560.64	2,782.06	144.57	(782.06)	109.43	(891.49)
01 1200 610 006 611	SPED - TESTING SUPPLIES AP	0.00	0.00	0.00	0.00	0.00	0.00	0.00
01 1200 610 007	SPED - SUPPLIES SE	2,000.00	0.00	884.91	45.59	1,115.09	26.97	1,088.12
01 1200 610 007 611	SPED - TESTING SUPPLIES SE	0.00	0.00	0.00	0.00	0.00	0.00	0.00
01 1200 610 008	SPED - SUPPLIES BSMS	4,000.00	346.53	4,326.62	109.03	(326.62)	34.65	(361.27)
01 1200 610 008 611	SPED - TESTING SUPPLIES BSMS	0.00	0.00	0.00	0.00	0.00	0.00	0.00
01 1200 640 000	SPED - BOOKS & PER DIST	0.00	0.00	0.00	0.00	0.00	0.00	0.00
01 1200 640 001	SPED - BOOKS & PER HS	0.00	0.00	222.23	0.00	(222.23)	0.00	(222.23)
01 1200 640 002	SPED - BOOKS & PER BE	0.00	0.00	0.00	0.00	0.00	0.00	0.00
01 1200 640 003	SPED - BOOKS & PER PC	0.00	0.00	275.61	0.00	(275.61)	0.00	(275.61)
01 1200 640 004	SPED - BOOKS & PER HE	0.00	0.00	113.77	0.00	(113.77)	0.00	(113.77)
01 1200 640 005	SPED - BOOKS & PER BMS	0.00	0.00	0.00	0.00	0.00	0.00	0.00
01 1200 640 006	SPED - BOOKS & PER AP	0.00	0.00	0.00	0.00	0.00	0.00	0.00
01 1200 640 007	SPED - BOOKS & PER SE	0.00	0.00	0.00	0.00	0.00	0.00	0.00
01 1200 640 008	SPED - BOOKS & PER BSMS	0.00	0.00	66.28	0.00	(66.28)	0.00	(66.28)
01 1200 650 001	SPED - SUPPLIES TECH-REL HS	100.00	0.00	54.95	54.95	45.05	0.00	45.05
01 1200 650 002	SPED - SUPPLIES TECH-REL BE	100.00	0.00	29.92	29.92	70.08	0.00	70.08
01 1200 650 003	SPED - SUPPLIES TECH-REL PC	100.00	0.00	0.00	0.00	100.00	0.00	100.00
01 1200 650 004	SPED - SUPPLIES TECH-REL HE	100.00	0.00	0.00	0.00	100.00	0.00	100.00
01 1200 650 005	SPED - SUPPLIES TECH-REL BMS	100.00	0.00	0.00	0.00	100.00	0.00	100.00
01 1200 650 006	SPED - SUPPLIES TECH-REL AP	100.00	0.00	29.92	29.92	70.08	0.00	70.08
01 1200 650 007	SPED - SUPPLIES TECH-REL SE	100.00	0.00	0.00	0.00	100.00	0.00	100.00
01 1200 650 008	SPED - SUPPLIES TECH-REL BSMS	100.00	0.00	21.49	21.49	78.51	0.00	78.51
01 1200 733 001	SPED - FURN & EQUIP HS	500.00	0.00	0.00	0.00	500.00	0.00	500.00
01 1200 733 002	SPED - FURN & EQUIP BE	500.00	0.00	0.00	0.00	500.00	0.00	500.00
01 1200 733 003	SPED - FURN & EQUIP PC	500.00	0.00	2,370.00	474.00	(1,870.00)	0.00	(1,870.00)
01 1200 733 004	SPED - FURN & EQUIP HE	500.00	0.00	226.74	235.95	273.26	952.99	(679.73)
01 1200 733 005	SPED - FURN & EQUIP BMS	500.00	562.12	562.12	112.42	(62.12)	0.00	(62.12)
01 1200 733 006	SPED - FURN & EQUIP AP	500.00	0.00	0.00	0.00	500.00	0.00	500.00
01 1200 733 007	SPED - FURN & EQUIP SE	500.00	0.00	62.39	12.48	437.61	0.00	437.61
01 1200 733 008	SPED - FURN & EQUIP BSMS	500.00	328.01	607.99	127.61	(107.99)	30.05	(138.04)
01 1200 734 001	SPED - HARDWARE HS	1,500.00	0.00	299.00	19.93	1,201.00	0.00	1,201.00
01 1200 734 002	SPED - HARDWARE BE	1,500.00	0.00	598.00	39.87	902.00	0.00	902.00
01 1200 734 003	SPED - HARDWARE PC	1,500.00	0.00	0.00	0.00	1,500.00	0.00	1,500.00
01 1200 734 004	SPED - HARDWARE HE	1,500.00	0.00	449.00	29.93	1,051.00	0.00	1,051.00
01 1200 734 005	SPED - HARDWARE BMS	1,500.00	0.00	0.00	0.00	1,500.00	0.00	1,500.00
01 1200 734 006	SPED - HARDWARE AP	1,500.00	0.00	598.00	39.87	902.00	0.00	902.00
01 1200 734 007	SPED - HARDWARE SE	1,500.00	0.00	0.00	0.00	1,500.00	0.00	1,500.00
01 1200 734 008	SPED - HARDWARE BSMS	1,500.00	0.00	0.00	0.00	1,500.00	0.00	1,500.00
01 1200 735 000	SPED - SOFTWARE DIST	3,000.00	0.00	6,411.40	213.71	(3,411.40)	0.00	(3,411.40)
01 1200 735 001	SPED - SOFTWARE HS	250.00	0.00	1,038.99	415.60	(788.99)	0.00	(788.99)
01 1200 735 002	SPED - SOFTWARE BE	250.00	0.00	0.00	0.00	250.00	0.00	250.00
01 1200 735 003	SPED - SOFTWARE PC	250.00	0.00	0.00	0.00	250.00	0.00	250.00
01 1200 735 004	SPED - SOFTWARE HE	250.00	0.00	49.99	20.00	200.01	0.00	200.01
01 1200 735 005	SPED - SOFTWARE BMS	250.00	0.00	1,033.00	413.20	(783.00)	0.00	(783.00)
01 1200 735 006	SPED - SOFTWARE AP	250.00	0.00	0.00	0.00	250.00	0.00	250.00
01 1200 735 007	SPED - SOFTWARE SE	250.00	0.00	0.00	0.00	250.00	0.00	250.00

Account Number	Account Description	Revised Budget	Expended During Month	Expenditures to Date	% of Budget	Balance at EOM	P/ O Outstanding	Unencumbered Balance
01 1200 735 008	SPED - SOFTWARE BSMS	250.00	0.00	1,033.00	413.20	(783.00)	0.00	(783.00)
01 1200 810 000	SPED - DUES & FEES DIST	2,000.00	1,970.00	8,135.00	624.25	(6,135.00)	4,350.00	(10,485.00)
01 1200 810 001	SPED - DUES & FEES HS	1,000.00	0.00	305.00	30.50	695.00	0.00	695.00
01 1200 810 002	SPED - DUES & FEES BE	1,000.00	0.00	130.00	13.00	870.00	0.00	870.00
01 1200 810 003	SPED - DUES & FEES PC	1,000.00	0.00	500.00	50.00	500.00	0.00	500.00
01 1200 810 004	SPED - DUES & FEES HE	1,000.00	0.00	330.00	33.00	670.00	0.00	670.00
01 1200 810 005	SPED - DUES & FEES BMS	1,000.00	0.00	0.00	0.00	1,000.00	0.00	1,000.00
01 1200 810 006	SPED - DUES & FEES AP	1,000.00	0.00	950.00	112.50	50.00	175.00	(125.00)
01 1200 810 007	SPED - DUES & FEES SE	1,000.00	0.00	0.00	0.00	1,000.00	0.00	1,000.00
01 1200 810 008	SPED - DUES & FEES BSMS	1,000.00	0.00	487.50	48.75	512.50	0.00	512.50
01 1200 890 000	SPED - OTHER MISC DIST	0.00	0.00	150.00	0.00	(150.00)	0.00	(150.00)
01 1200 890 001	SPED - OTHER MISC HS	0.00	0.00	0.00	0.00	0.00	0.00	0.00
01 1200 890 002	SPED - OTHER MISC BE	0.00	0.00	0.00	0.00	0.00	0.00	0.00
01 1200 890 003	SPED - OTHER MISC PC	0.00	0.00	0.00	0.00	0.00	0.00	0.00
01 1200 890 004	SPED - OTHER MISC HE	0.00	0.00	0.00	0.00	0.00	0.00	0.00
01 1200 890 005	SPED - OTHER MISC BMS	0.00	234.36	353.08	0.00	(353.08)	0.00	(353.08)
01 1200 890 006	SPED - OTHER MISC AP	0.00	0.00	0.00	0.00	0.00	0.00	0.00
01 1200 890 007	SPED - OTHER MISC SE	0.00	0.00	0.00	0.00	0.00	0.00	0.00
01 1200 890 008	SPED - OTHER MISC BSMS	0.00	0.00	164.93	0.00	(164.93)	0.00	(164.93)
1200	SPECIAL EDUCATION INSTRUCTIONAL PROGRAMS	4,931,256.91	247,136.45	4,767,988.65	96.85	163,268.26	7,693.79	155,574.47
1291	Special Education Instructional Programs 3-5							
01 1291 111 006	SPED 3-5 - SALARIES TEACHERS	322.20	0.00	0.00	0.00	322.20	0.00	322.20
01 1291 112 006	SPED 3-5 - SALARIES INSTR AIDES	0.00	0.00	121,201.53	0.00	(121,201.53)	0.00	(121,201.53)
01 1291 151 006	ADD'L COMP TEACHERS AP	0.00	3,838.93	3,838.93	0.00	(3,838.93)	0.00	(3,838.93)
01 1291 211 006	SPED 3-5 - GROUP INS TEACHERS	0.00	0.00	0.00	0.00	0.00	0.00	0.00
01 1291 212 006	SPED 3-5 - GROUP INS INSTR AIDES	0.00	33.80	392.60	0.00	(392.60)	0.00	(392.60)
01 1291 221 006	SPED 3-5 - SOC SEC TEACHERS	0.00	293.68	293.68	0.00	(293.68)	0.00	(293.68)
01 1291 222 006	SPED 3-5 - SOC SEC INSTR AIDES	0.00	0.00	9,262.40	0.00	(9,262.40)	0.00	(9,262.40)
01 1291 231 006	SPED 3-5 - RETIREMENT TEACHERS	0.00	282.17	282.17	0.00	(282.17)	0.00	(282.17)
01 1291 232 006	SPED 3-5 - RETIREMENT INSTR AIDES	0.00	0.00	8,908.33	0.00	(8,908.33)	0.00	(8,908.33)
01 1291 237 006	SPED 3-5 - INCR RET CONTR	0.00	97.04	3,160.73	0.00	(3,160.73)	0.00	(3,160.73)
01 1291 281 006	SPED 3-5 - HEALTH BEN TEACHERS	0.00	0.00	0.00	0.00	0.00	0.00	0.00
01 1291 320 006	SPED 3-5 - PROF EDUCATIONAL SERVICES	70,000.00	0.00	54,861.25	78.37	15,138.75	0.00	15,138.75
01 1291 334 000	SPED 3-5 - MILEAGE TO PARENTS	0.00	0.00	5,248.10	0.00	(5,248.10)	0.00	(5,248.10)
01 1291 610 006	SPED 3-5 - SUPPLIES	0.00	33,935.02	89,245.04	0.00	(89,245.04)	7,071.09	(96,316.13)
01 1291 733 006	SPED 3-5 - FURN & EQUIP	0.00	0.00	2,203.40	0.00	(2,203.40)	0.00	(2,203.40)
01 1291 810 006	SPED 3-5 - DUES & FEES	0.00	0.00	860.00	0.00	(860.00)	0.00	(860.00)
1291	Special Education Instructional Programs 3-5	70,322.20	38,480.64	299,758.16	436.32	(229,435.96)	7,071.09	(236,507.05)
1292	SPECIAL EDUCATION INSTRUCTIONAL PROGRAM							
01 1292 111 006	SALARIES TEACHERS AP	0.00	6,953.42	83,440.94	0.00	(83,440.94)	0.00	(83,440.94)
01 1292 151 006	ADD'L COMP TEACHERS AP	0.00	73.24	327.20	0.00	(327.20)	0.00	(327.20)
01 1292 211 006	GROUP INS TEACHERS/PROF AP	0.00	5.20	56.99	0.00	(56.99)	0.00	(56.99)
01 1292 221 006	SOC SEC TEACHERS/PROF AP	0.00	573.87	6,844.26	0.00	(6,844.26)	0.00	(6,844.26)
01 1292 231 006	RETIREMENT TEACHERS/PROF AP	0.00	515.14	6,140.98	0.00	(6,140.98)	0.00	(6,140.98)
01 1292 237 006	INCR RET CONTR AP	0.00	177.17	2,112.04	0.00	(2,112.04)	0.00	(2,112.04)
01 1292 281 006	HEALTH BEN TEACHERS/PROF AP	0.00	475.00	5,700.00	0.00	(5,700.00)	0.00	(5,700.00)
01 1292 580 000	SPED 0-2 - TRAVEL & MILEAGE	0.00	148.74	1,072.41	0.00	(1,072.41)	0.00	(1,072.41)
01 1292 610 006	SPED 0-2 - SUPPLIES	0.00	0.00	1,015.62	0.00	(1,015.62)	0.00	(1,015.62)
01 1292 650 006	SPED 0-2 - SUPPLIES-TECHN RELATED	0.00	0.00	598.00	0.00	(598.00)	0.00	(598.00)
1292	SPECIAL EDUCATION INSTRUCTIONAL PROGRAM	0.00	8,921.78	107,308.44	0.00	(107,308.44)	0.00	(107,308.44)
1300	SUMMER SCHOOL							
01 1300 111 001	SUMM SCHOOL - SALARIES TEACHERS HS	19,982.50	0.00	23,014.83	115.17	(3,032.33)	0.00	(3,032.33)
01 1300 111 002	SUMM SCHOOL - SALARIES TEACHERS BE	0.00	0.00	0.00	0.00	0.00	0.00	0.00
01 1300 111 003	SUMM SCHOOL - SALARIES TEACHERS PC	0.00	0.00	46,620.39	0.00	(46,620.39)	0.00	(46,620.39)

Account Number	Account Description	Revised Budget	Expended During Month	Expenditures to Date	% of Budget	Balance at EOM	P/ O Outstanding	Unencumbered Balance
01 1300 111 004	SUMM SCHOOL - SALARIES TEACHERS HE	39,068.72	0.00	36,184.02	92.62	2,884.70	0.00	2,884.70
01 1300 111 005	SUMM SCHOOL - SALARIES TEACHERS BMS	14,438.43	0.00	16,784.68	116.25	(2,346.25)	0.00	(2,346.25)
01 1300 111 006	SUMM SCHOOL - SALARIES TEACHERS AP	43,627.72	0.00	0.00	0.00	43,627.72	0.00	43,627.72
01 1300 111 007	SUMM SCHOOL - SALARIES TEACHERS SE	642.86	0.00	0.00	0.00	642.86	0.00	642.86
01 1300 111 008	SUMM SCHOOL - SALARIES TEACHERS BSMS	0.00	0.00	0.00	0.00	0.00	0.00	0.00
01 1300 112 001	SUMM SCHOOL - SALARIES INSTR AIDES HS	0.00	0.00	1,645.57	0.00	(1,645.57)	0.00	(1,645.57)
01 1300 112 002	SUMM SCHOOL - SALARIES INSTR AIDES BE	0.00	0.00	0.00	0.00	0.00	0.00	0.00
01 1300 112 003	SUMM SCHOOL - SALARIES INSTR AIDES PC	0.00	0.00	7,519.52	0.00	(7,519.52)	0.00	(7,519.52)
01 1300 112 004	SUMM SCHOOL - SALARIES INSTR AIDES HE	0.00	0.00	4,963.63	0.00	(4,963.63)	0.00	(4,963.63)
01 1300 112 005	SUMM SCHOOL - SALARIES INSTR AIDES BMS	0.00	0.00	0.00	0.00	0.00	0.00	0.00
01 1300 112 006	SUMM SCHOOL - SALARIES INSTR AIDES AP	0.00	0.00	773.60	0.00	(773.60)	0.00	(773.60)
01 1300 112 007	SUMM SCHOOL - SALARIES INSTR AIDES SE	0.00	0.00	0.00	0.00	0.00	0.00	0.00
01 1300 112 008	SUMM SCHOOL - SALARIES INSTR AIDES BSMS	0.00	0.00	0.00	0.00	0.00	0.00	0.00
01 1300 221 001	SUMM SCHOOL - SOC SEC TEACHERS HS	1,248.09	0.00	1,760.64	141.07	(512.55)	0.00	(512.55)
01 1300 221 002	SUMM SCHOOL - SOC SEC TEACHERS BE	2,912.21	0.00	0.00	0.00	2,912.21	0.00	2,912.21
01 1300 221 003	SUMM SCHOOL - SOC SEC TEACHERS PC	2,912.21	0.00	3,566.64	122.47	(654.43)	0.00	(654.43)
01 1300 221 004	SUMM SCHOOL - SOC SEC TEACHERS HE	0.00	0.00	2,768.09	0.00	(2,768.09)	0.00	(2,768.09)
01 1300 221 005	SUMM SCHOOL - SOC SEC TEACHERS BMS	0.00	0.00	1,283.90	0.00	(1,283.90)	0.00	(1,283.90)
01 1300 221 006	SUMM SCHOOL - SOC SEC TEACHERS AP	0.00	0.00	0.00	0.00	0.00	0.00	0.00
01 1300 221 007	SUMM SCHOOL - SOC SEC TEACHERS SE	0.00	0.00	0.00	0.00	0.00	0.00	0.00
01 1300 221 008	SUMM SCHOOL - SOC SEC TEACHERS BSMS	1,248.09	0.00	0.00	0.00	1,248.09	0.00	1,248.09
01 1300 222 001	SUMM SCHOOL - SOC SEC AIDES HS	35.53	0.00	125.90	354.35	(90.37)	0.00	(90.37)
01 1300 222 002	SUMM SCHOOL - SOC SEC AIDES BE	0.00	0.00	0.00	0.00	0.00	0.00	0.00
01 1300 222 003	SUMM SCHOOL - SOC SEC AIDES PC	0.00	0.00	575.25	0.00	(575.25)	0.00	(575.25)
01 1300 222 004	SUMM SCHOOL - SOC SEC AIDES HE	646.32	0.00	379.72	58.75	266.60	0.00	266.60
01 1300 222 005	SUMM SCHOOL - SOC SEC AIDES BMS	0.00	0.00	0.00	0.00	0.00	0.00	0.00
01 1300 222 006	SUMM SCHOOL - SOC SEC AIDES AP	561.63	0.00	59.18	10.54	502.45	0.00	502.45
01 1300 222 007	SUMM SCHOOL - SOC SEC AIDES SE	0.00	0.00	0.00	0.00	0.00	0.00	0.00
01 1300 222 008	SUMM SCHOOL - SOC SEC AIDES BSMS	0.00	0.00	0.00	0.00	0.00	0.00	0.00
01 1300 231 001	SUMM SCHOOL - RETIREMENT TEACHERS HS	1,611.55	0.00	1,622.59	100.69	(11.04)	0.00	(11.04)
01 1300 231 002	SUMM SCHOOL - RETIREMENT TEACHERS BE	3,760.29	0.00	0.00	0.00	3,760.29	0.00	3,760.29
01 1300 231 003	SUMM SCHOOL - RETIREMENT TEACHERS PC	3,760.29	0.00	3,095.85	82.33	664.44	0.00	664.44
01 1300 231 004	SUMM SCHOOL - RETIREMENT TEACHERS HE	0.00	0.00	2,659.45	0.00	(2,659.45)	0.00	(2,659.45)
01 1300 231 005	SUMM SCHOOL - RETIREMENT TEACHERS BMS	0.00	0.00	1,204.99	0.00	(1,204.99)	0.00	(1,204.99)
01 1300 231 006	SUMM SCHOOL - RETIREMENT TEACHERS AP	0.00	0.00	0.00	0.00	0.00	0.00	0.00
01 1300 231 007	SUMM SCHOOL - RETIREMENT TEACHERS SE	0.00	0.00	0.00	0.00	0.00	0.00	0.00
01 1300 231 008	SUMM SCHOOL - RETIREMENT TEACHERS BSMS	1,611.55	0.00	0.00	0.00	1,611.55	0.00	1,611.55
01 1300 232 001	SUMM SCHOOL - RETIREMENT AIDES HS	35.23	0.00	120.95	343.32	(85.72)	0.00	(85.72)
01 1300 232 002	SUMM SCHOOL - RETIREMENT AIDES BE	0.00	0.00	0.00	0.00	0.00	0.00	0.00
01 1300 232 003	SUMM SCHOOL - RETIREMENT AIDES PC	0.00	0.00	552.68	0.00	(552.68)	0.00	(552.68)
01 1300 232 004	SUMM SCHOOL - RETIREMENT AIDES HE	470.40	0.00	364.83	77.56	105.57	0.00	105.57
01 1300 232 005	SUMM SCHOOL - RETIREMENT AIDES BMS	0.00	0.00	0.00	0.00	0.00	0.00	0.00
01 1300 232 006	SUMM SCHOOL - RETIREMENT AIDES AP	209.79	0.00	0.00	0.00	209.79	0.00	209.79
01 1300 232 007	SUMM SCHOOL - RETIREMENT AIDES SE	0.00	0.00	0.00	0.00	0.00	0.00	0.00
01 1300 232 008	SUMM SCHOOL - RETIREMENT AIDES BSMS	0.00	0.00	0.00	0.00	0.00	0.00	0.00
01 1300 237 001	SUMM SCHOOL - INCR RET CONTR HS	0.00	0.00	599.62	0.00	(599.62)	0.00	(599.62)
01 1300 237 002	SUMM SCHOOL - INCR RET CONTR BE	0.00	0.00	0.00	0.00	0.00	0.00	0.00
01 1300 237 003	SUMM SCHOOL - INCR RET CONTR PC	0.00	0.00	1,254.78	0.00	(1,254.78)	0.00	(1,254.78)
01 1300 237 004	SUMM SCHOOL - INCR RET CONTR HE	0.00	0.00	1,040.09	0.00	(1,040.09)	0.00	(1,040.09)
01 1300 237 005	SUMM SCHOOL - INCR RET CONTR BMS	0.00	0.00	414.40	0.00	(414.40)	0.00	(414.40)
01 1300 237 006	SUMM SCHOOL - INCR RET CONTR AP	0.00	0.00	0.00	0.00	0.00	0.00	0.00
01 1300 237 007	SUMM SCHOOL - INCR RET CONTR SE	0.00	0.00	0.00	0.00	0.00	0.00	0.00
01 1300 237 008	SUMM SCHOOL - INCR RET CONTR BSMS	0.00	0.00	0.00	0.00	0.00	0.00	0.00
01 1300 580 001	SUMM SCHOOL - TRAVEL & MILEAGE HS	500.00	0.00	0.00	0.00	500.00	0.00	500.00
01 1300 610 001	SUMM SCHOOL - SUPPLIES HS	1,000.00	0.00	0.00	0.00	1,000.00	0.00	1,000.00

Account Number	Account Description	Revised Budget	Expended During Month	Expenditures to Date	% of Budget	Balance at EOM	P/ O Outstanding	Unencumbered Balance
01 1300 610 002	SUMM SCHOOL - SUPPLIES BE	1,000.00	0.00	0.00	0.00	1,000.00	0.00	1,000.00
01 1300 610 003	SUMM SCHOOL - SUPPLIES PC	1,000.00	0.00	1,485.20	151.71	(485.20)	31.89	(517.09)
01 1300 610 004	SUMM SCHOOL - SUPPLIES HE	1,000.00	0.00	342.31	34.23	657.69	0.00	657.69
01 1300 610 005	SUMM SCHOOL - SUPPLIES BMS	1,000.00	0.00	0.00	0.00	1,000.00	0.00	1,000.00
01 1300 610 006	SUMM SCHOOL - SUPPLIES AP	1,000.00	0.00	0.00	0.00	1,000.00	0.00	1,000.00
01 1300 610 007	SUMM SCHOOL - SUPPLIES SE	1,000.00	0.00	0.00	0.00	1,000.00	0.00	1,000.00
01 1300 610 008	SUMM SCHOOL - SUPPLIES BSMS	1,000.00	0.00	764.01	81.93	235.99	55.29	180.70
01 1300 640 001	SUMM SCHOOL - BOOKS & PER HS	0.00	0.00	0.00	0.00	0.00	0.00	0.00
01 1300 640 002	SUMM SCHOOL - BOOKS & PER BE	0.00	0.00	0.00	0.00	0.00	0.00	0.00
01 1300 640 003	SUMM SCHOOL - BOOKS & PER PC	0.00	0.00	0.00	0.00	0.00	0.00	0.00
01 1300 640 004	SUMM SCHOOL - BOOKS & PER HE	0.00	0.00	15.99	0.00	(15.99)	0.00	(15.99)
01 1300 640 005	SUMM SCHOOL - BOOKS & PER BMS	0.00	0.00	0.00	0.00	0.00	0.00	0.00
01 1300 640 006	SUMM SCHOOL - BOOKS & PER AP	0.00	0.00	0.00	0.00	0.00	0.00	0.00
01 1300 640 007	SUMM SCHOOL - BOOKS & PER SE	0.00	0.00	0.00	0.00	0.00	0.00	0.00
01 1300 640 008	SUMM SCHOOL - BOOKS & PER BSMS	0.00	0.00	0.00	0.00	0.00	0.00	0.00
01 1300 810 001	SUMM SCHOOL - DUES & FEES HS	0.00	0.00	0.00	0.00	0.00	0.00	0.00
01 1300 810 002	SUMM SCHOOL - DUES & FEES BE	0.00	0.00	0.00	0.00	0.00	0.00	0.00
01 1300 810 003	SUMM SCHOOL - DUES & FEES PC	0.00	0.00	0.00	0.00	0.00	0.00	0.00
01 1300 810 004	SUMM SCHOOL - DUES & FEES HE	0.00	0.00	0.00	0.00	0.00	0.00	0.00
01 1300 810 005	SUMM SCHOOL - DUES & FEES BMS	0.00	0.00	0.00	0.00	0.00	0.00	0.00
01 1300 810 006	SUMM SCHOOL - DUES & FEES AP	0.00	0.00	0.00	0.00	0.00	0.00	0.00
01 1300 810 007	SUMM SCHOOL - DUES & FEES SE	0.00	0.00	0.00	0.00	0.00	0.00	0.00
01 1300 810 008	SUMM SCHOOL - DUES & FEES BSMS	0.00	0.00	0.00	0.00	0.00	0.00	0.00
1300	SUMMER SCHOOL	147,283.41	0.00	163,563.30	111.11	(16,279.89)	87.18	(16,367.07)
2120	GUIDANCE SERVICES							
01 2120 110 001	GUIDANCE - SALARIES NON-INSTR HS	30,288.86	1,219.00	24,314.21	80.27	5,974.65	0.00	5,974.65
01 2120 110 005	GUIDANCE - SALARIES NON-INSTR BMS	0.00	0.00	0.00	0.00	0.00	0.00	0.00
01 2120 111 001	GUIDANCE - SALARIES TEACHERS HS	165,637.74	13,449.29	160,966.29	97.18	4,671.45	0.00	4,671.45
01 2120 111 002	GUIDANCE - SALARIES TEACHERS BE	72,286.77	5,750.08	69,000.96	95.45	3,285.81	0.00	3,285.81
01 2120 111 003	GUIDANCE - SALARIES TEACHERS PC	191,593.06	15,650.43	186,955.00	97.58	4,638.06	0.00	4,638.06
01 2120 111 004	GUIDANCE - SALARIES TEACHERS HE	72,023.77	5,716.87	68,602.11	95.25	3,421.66	0.00	3,421.66
01 2120 111 005	GUIDANCE - SALARIES TEACHERS BMS	97,126.19	7,301.03	87,612.58	90.20	9,513.61	0.00	9,513.61
01 2120 111 006	GUIDANCE - SALARIES TEACHERS AP	56,164.19	4,254.44	51,052.73	90.90	5,111.46	0.00	5,111.46
01 2120 111 007	GUIDANCE - SALARIES TEACHERS SE	61,429.58	4,786.23	57,434.32	93.50	3,995.26	0.00	3,995.26
01 2120 111 008	GUIDANCE - SALARIES TEACHERS BSMS	176,467.82	14,112.93	169,356.37	95.97	7,111.45	0.00	7,111.45
01 2120 130 001	GUIDANCE - OT SALARIES NON-INSTR HS	0.00	0.00	192.71	0.00	(192.71)	0.00	(192.71)
01 2120 130 005	GUIDANCE - OT SALARIES NON-INSTR BMS	0.00	0.00	0.00	0.00	0.00	0.00	0.00
01 2120 150 001	GUIDANCE - ADD'L COMP NON-INSTR HS	0.00	0.00	0.00	0.00	0.00	0.00	0.00
01 2120 150 005	GUIDANCE - ADD'L COMP NON-INSTR BMS	0.00	0.00	0.00	0.00	0.00	0.00	0.00
01 2120 151 001	GUIDANCE - ADD'L COMP TEACHERS HS	501.02	48.87	586.44	117.05	(85.42)	0.00	(85.42)
01 2120 151 002	GUIDANCE - ADD'L COMP TEACHERS BE	103.22	14.90	178.80	173.22	(75.58)	0.00	(75.58)
01 2120 151 003	GUIDANCE - ADD'L COMP TEACHERS PC	142.68	17.14	205.68	144.15	(63.00)	0.00	(63.00)
01 2120 151 004	GUIDANCE - ADD'L COMP TEACHERS HE	107.16	14.81	177.72	165.85	(70.56)	0.00	(70.56)
01 2120 151 005	GUIDANCE - ADD'L COMP TEACHERS BMS	184.35	19.03	228.36	123.87	(44.01)	0.00	(44.01)
01 2120 151 006	GUIDANCE - ADD'L COMP TEACHERS AP	107.42	11.02	132.24	123.11	(24.82)	0.00	(24.82)
01 2120 151 007	GUIDANCE - ADD'L COMP TEACHERS SE	117.49	12.40	396.24	337.25	(278.75)	0.00	(278.75)
01 2120 151 008	GUIDANCE - ADD'L COMP TEACHERS BSMS	352.83	36.77	2,165.07	613.63	(1,812.24)	0.00	(1,812.24)
01 2120 152 001	GUIDANCE - ADD'L COMP AIDES HS	0.00	0.00	0.00	0.00	0.00	0.00	0.00
01 2120 152 005	GUIDANCE - ADD'L COMP AIDES BMS	0.00	0.00	0.00	0.00	0.00	0.00	0.00
01 2120 210 001	GUIDANCE - GROUP INS NON-INSTR HS	71.63	851.82	3,231.70	4,511.66	(3,160.07)	0.00	(3,160.07)
01 2120 210 005	GUIDANCE - GROUP INS NON-INSTR BMS	0.00	0.00	0.00	0.00	0.00	0.00	0.00
01 2120 211 001	GUIDANCE - GROUP INS TEACHERS HS	48,233.35	3,808.95	45,697.00	94.74	2,536.35	0.00	2,536.35
01 2120 211 002	GUIDANCE - GROUP INS TEACHERS BE	26,893.14	2,286.84	27,436.88	102.02	(543.74)	0.00	(543.74)
01 2120 211 003	GUIDANCE - GROUP INS TEACHERS PC	25,571.63	2,297.24	27,551.28	107.74	(1,979.65)	0.00	(1,979.65)
01 2120 211 004	GUIDANCE - GROUP INS TEACHERS HE	22,376.96	2,286.84	27,436.88	122.61	(5,059.92)	0.00	(5,059.92)

Account Number	Account Description	Revised Budget	Expended During Month	Expenditures to Date	% of Budget	Balance at EOM	P/ O Outstanding	Unencumbered Balance
01 2120 211 005	GUIDANCE - GROUP INS TEACHERS BMS	27,443.38	2,286.84	27,436.88	99.98	6.50	0.00	6.50
01 2120 211 006	GUIDANCE - GROUP INS TEACHERS AP	71.63	851.82	1,750.44	2,443.72	(1,678.81)	0.00	(1,678.81)
01 2120 211 007	GUIDANCE - GROUP INS TEACHERS SE	11,003.96	851.82	10,216.64	92.85	787.32	0.00	787.32
01 2120 211 008	GUIDANCE - GROUP INS TEACHERS BSMS	27,515.01	2,292.04	27,494.08	99.92	20.93	0.00	20.93
01 2120 220 001	GUIDANCE - SOC SEC NON-INSTR HS	2,027.42	93.26	2,040.25	100.63	(12.83)	0.00	(12.83)
01 2120 220 005	GUIDANCE - SOC SEC NON-INSTR BMS	0.00	0.00	0.00	0.00	0.00	0.00	0.00
01 2120 221 001	GUIDANCE - SOC SEC TEACHERS HS	12,366.48	999.36	11,959.66	96.71	406.82	0.00	406.82
01 2120 221 002	GUIDANCE - SOC SEC TEACHERS BE	3,440.17	432.95	5,195.41	151.02	(1,755.24)	0.00	(1,755.24)
01 2120 221 003	GUIDANCE - SOC SEC TEACHERS PC	9,858.32	1,241.46	14,832.36	150.46	(4,974.04)	0.00	(4,974.04)
01 2120 221 004	GUIDANCE - SOC SEC TEACHERS HE	4,052.84	438.48	5,261.63	129.83	(1,208.79)	0.00	(1,208.79)
01 2120 221 005	GUIDANCE - SOC SEC TEACHERS BMS	6,923.34	551.91	6,622.92	95.66	300.42	0.00	300.42
01 2120 221 006	GUIDANCE - SOC SEC TEACHERS AP	4,525.26	326.31	4,279.08	94.56	246.18	0.00	246.18
01 2120 221 007	GUIDANCE - SOC SEC TEACHERS SE	4,437.51	366.60	4,418.13	99.56	19.38	0.00	19.38
01 2120 221 008	GUIDANCE - SOC SEC TEACHERS BSMS	13,703.95	1,110.71	13,460.40	98.22	243.55	0.00	243.55
01 2120 230 001	GUIDANCE - RETIREMENT NON-INSTR HS	1,809.37	89.60	1,801.26	99.55	8.11	0.00	8.11
01 2120 230 005	GUIDANCE - RETIREMENT NON-INSTR BMS	0.00	0.00	0.00	0.00	0.00	0.00	0.00
01 2120 231 001	GUIDANCE - RETIREMENT TEACHERS HS	12,583.98	988.53	11,831.08	94.02	752.90	0.00	752.90
01 2120 231 002	GUIDANCE - RETIREMENT TEACHERS BE	4,311.70	422.63	5,071.56	117.62	(759.86)	0.00	(759.86)
01 2120 231 003	GUIDANCE - RETIREMENT TEACHERS PC	13,336.87	1,150.31	13,741.22	103.03	(404.35)	0.00	(404.35)
01 2120 231 004	GUIDANCE - RETIREMENT TEACHERS HE	5,008.34	420.19	5,042.26	100.68	(33.92)	0.00	(33.92)
01 2120 231 005	GUIDANCE - RETIREMENT TEACHERS BMS	6,895.97	536.63	6,439.45	93.38	456.52	0.00	456.52
01 2120 231 006	GUIDANCE - RETIREMENT TEACHERS AP	4,018.40	312.70	3,752.40	93.38	266.00	0.00	266.00
01 2120 231 007	GUIDANCE - RETIREMENT TEACHERS SE	4,395.08	351.79	4,221.39	96.05	173.69	0.00	173.69
01 2120 231 008	GUIDANCE - RETIREMENT TEACHERS BSMS	13,198.13	1,037.30	12,447.71	94.31	750.42	0.00	750.42
01 2120 237 001	GUIDANCE - INCR RET CONTR HS	7,013.63	370.78	4,688.45	66.85	2,325.18	0.00	2,325.18
01 2120 237 002	GUIDANCE - INCR RET CONTR BE	1,138.97	145.35	1,744.20	153.14	(605.23)	0.00	(605.23)
01 2120 237 003	GUIDANCE - INCR RET CONTR PC	1,835.46	395.60	4,725.71	257.47	(2,890.25)	0.00	(2,890.25)
01 2120 237 004	GUIDANCE - INCR RET CONTR HE	1,378.57	144.52	1,734.13	125.79	(355.56)	0.00	(355.56)
01 2120 237 005	GUIDANCE - INCR RET CONTR BMS	2,371.70	184.55	2,214.70	93.38	157.00	0.00	157.00
01 2120 237 006	GUIDANCE - INCR RET CONTR AP	1,382.00	107.54	1,290.49	93.38	91.51	0.00	91.51
01 2120 237 007	GUIDANCE - INCR RET CONTR SE	1,511.56	120.99	1,451.85	96.05	59.71	0.00	59.71
01 2120 237 008	GUIDANCE - INCR RET CONTR BSMS	4,539.07	356.74	4,280.89	94.31	258.18	0.00	258.18
01 2120 280 001	GUIDANCE - HEALTH BEN NON-INSTR HS	1,801.59	0.00	2,187.50	121.42	(385.91)	0.00	(385.91)
01 2120 280 005	GUIDANCE - HEALTH BEN NON-INSTR BMS	0.00	0.00	0.00	0.00	0.00	0.00	0.00
01 2120 281 001	GUIDANCE - HEALTH BEN TEACHERS HS	5,083.09	0.00	0.00	0.00	5,083.09	0.00	5,083.09
01 2120 281 002	GUIDANCE - HEALTH BEN TEACHERS BE	0.00	0.00	0.00	0.00	0.00	0.00	0.00
01 2120 281 003	GUIDANCE - HEALTH BEN TEACHERS PC	4,107.64	712.50	8,550.00	208.15	(4,442.36)	0.00	(4,442.36)
01 2120 281 004	GUIDANCE - HEALTH BEN TEACHERS HE	0.00	0.00	0.00	0.00	0.00	0.00	0.00
01 2120 281 005	GUIDANCE - HEALTH BEN TEACHERS BMS	0.00	0.00	0.00	0.00	0.00	0.00	0.00
01 2120 281 006	GUIDANCE - HEALTH BEN TEACHERS AP	4,107.64	0.00	4,750.00	115.64	(642.36)	0.00	(642.36)
01 2120 281 007	GUIDANCE - HEALTH BEN TEACHERS SE	0.00	0.00	0.00	0.00	0.00	0.00	0.00
01 2120 281 008	GUIDANCE - HEALTH BEN TEACHERS BSMS	4,107.64	475.00	5,700.00	138.77	(1,592.36)	0.00	(1,592.36)
01 2120 580 001	GUIDANCE - TRAVEL & MILEAGE HS	100.00	0.00	73.70	73.70	26.30	0.00	26.30
01 2120 580 002	GUIDANCE - TRAVEL & MILEAGE BE	100.00	0.00	83.75	83.75	16.25	0.00	16.25
01 2120 580 003	GUIDANCE - TRAVEL & MILEAGE PC	100.00	0.00	0.00	0.00	100.00	0.00	100.00
01 2120 580 004	GUIDANCE - TRAVEL & MILEAGE HE	100.00	0.00	33.14	33.14	66.86	0.00	66.86
01 2120 580 005	GUIDANCE - TRAVEL & MILEAGE BMS	100.00	0.00	0.00	0.00	100.00	0.00	100.00
01 2120 580 006	GUIDANCE - TRAVEL & MILEAGE AP	100.00	0.00	0.00	0.00	100.00	0.00	100.00
01 2120 580 007	GUIDANCE - TRAVEL & MILEAGE SE	100.00	0.00	0.00	0.00	100.00	0.00	100.00
01 2120 580 008	GUIDANCE - TRAVEL & MILEAGE BSMS	100.00	0.00	0.00	0.00	100.00	0.00	100.00
01 2120 590 001	GUIDANCE - PURCHASED SERVICES HS	35,000.00	0.00	31,017.60	88.62	3,982.40	0.00	3,982.40
01 2120 590 002	GUIDANCE - PURCHASED SERVICES BE	20,000.00	0.00	15,980.96	79.90	4,019.04	0.00	4,019.04
01 2120 590 003	GUIDANCE - PURCHASED SERVICES PC	20,000.00	0.00	12,740.00	63.70	7,260.00	0.00	7,260.00
01 2120 590 004	GUIDANCE - PURCHASED SERVICES HE	20,000.00	0.00	12,072.67	60.36	7,927.33	0.00	7,927.33
01 2120 590 005	GUIDANCE - PURCHASED SERVICES BMS	30,000.00	0.00	14,128.84	47.10	15,871.16	0.00	15,871.16

Account Number	Account Description	Revised Budget	Expended During Month	Expenditures to Date	% of Budget	Balance at EOM	P/ O Outstanding	Unencumbered Balance
01 2120 590 006	GUIDANCE - PURCHASED SERVICES AP	20,000.00	0.00	10,981.20	54.91	9,018.80	0.00	9,018.80
01 2120 590 007	GUIDANCE - PURCHASED SERVICES SE	20,000.00	0.00	13,696.57	68.48	6,303.43	0.00	6,303.43
01 2120 590 008	GUIDANCE - PURCHASED SERVICES BSMS	30,000.00	0.00	8,856.25	29.52	21,143.75	0.00	21,143.75
01 2120 610 001	GUIDANCE - SUPPLIES HS	2,500.00	0.00	558.04	22.32	1,941.96	0.00	1,941.96
01 2120 610 001 611	GUIDANCE - TESTING SUPPLIES SUPPLIES HS	0.00	0.00	10,500.00	0.00	(10,500.00)	0.00	(10,500.00)
01 2120 610 002	GUIDANCE - SUPPLIES BE	2,500.00	0.00	2,032.48	81.30	467.52	0.00	467.52
01 2120 610 002 611	GUIDANCE - TESTING SUPPLIES BE	0.00	0.00	0.00	0.00	0.00	0.00	0.00
01 2120 610 003	GUIDANCE - SUPPLIES PC	2,500.00	0.00	573.97	23.01	1,926.03	1.24	1,924.79
01 2120 610 003 611	GUIDANCE - TESTING SUPPLIES PC	0.00	0.00	0.00	0.00	0.00	0.00	0.00
01 2120 610 004	GUIDANCE - SUPPLIES HE	2,500.00	48.64	2,560.09	103.69	(60.09)	32.05	(92.14)
01 2120 610 004 611	GUIDANCE - TESTING SUPPLIES HE	0.00	0.00	0.00	0.00	0.00	0.00	0.00
01 2120 610 005	GUIDANCE - SUPPLIES BMS	2,500.00	1,914.99	3,901.83	156.07	(1,401.83)	0.00	(1,401.83)
01 2120 610 005 611	GUIDANCE - TESTING SUPPLIES BMS	0.00	0.00	0.00	0.00	0.00	0.00	0.00
01 2120 610 006	GUIDANCE - SUPPLIES AP	2,500.00	150.50	838.07	33.52	1,661.93	0.00	1,661.93
01 2120 610 006 611	GUIDANCE - TESTING SUPPLIES AP	0.00	0.00	0.00	0.00	0.00	0.00	0.00
01 2120 610 007	GUIDANCE - SUPPLIES SE	2,500.00	43.96	2,197.99	88.02	302.01	2.42	299.59
01 2120 610 007 611	GUIDANCE - TESTING SUPPLIES SE	0.00	0.00	0.00	0.00	0.00	0.00	0.00
01 2120 610 008	GUIDANCE - SUPPLIES BSMS	2,500.00	152.57	268.23	10.73	2,231.77	0.00	2,231.77
01 2120 610 008 611	GUIDANCE - TESTING SUPPLIES BSMS	0.00	0.00	0.00	0.00	0.00	0.00	0.00
01 2120 733 001	GUIDANCE - FURN & EQUIP HS	0.00	0.00	218.49	0.00	(218.49)	0.00	(218.49)
01 2120 733 002	GUIDANCE - FURN & EQUIP BE	0.00	0.00	0.00	0.00	0.00	0.00	0.00
01 2120 733 003	GUIDANCE - FURN & EQUIP PC	0.00	0.00	37.67	0.00	(37.67)	0.00	(37.67)
01 2120 733 004	GUIDANCE - FURN & EQUIP HE	0.00	60.00	135.86	0.00	(135.86)	0.00	(135.86)
01 2120 733 005	GUIDANCE - FURN & EQUIP BMS	0.00	0.00	0.00	0.00	0.00	0.00	0.00
01 2120 733 006	GUIDANCE - FURN & EQUIP AP	0.00	0.00	0.00	0.00	0.00	0.00	0.00
01 2120 733 007	GUIDANCE - FURN & EQUIP SE	0.00	0.00	0.00	0.00	0.00	0.00	0.00
01 2120 733 008	GUIDANCE - FURN & EQUIP BSMS	0.00	1,182.60	2,892.06	0.00	(2,892.06)	0.00	(2,892.06)
01 2120 734 001	GUIDANCE - HARDWARE HS	0.00	0.00	0.00	0.00	0.00	0.00	0.00
01 2120 734 005	GUIDANCE - HARDWARE BMS	0.00	0.00	0.00	0.00	0.00	0.00	0.00
01 2120 810 001	GUIDANCE - DUES & FEES HS	1,000.00	0.00	2,035.00	503.50	(1,035.00)	3,000.00	(4,035.00)
01 2120 810 002	GUIDANCE - DUES & FEES BE	250.00	0.00	215.00	151.60	35.00	164.00	(129.00)
01 2120 810 003	GUIDANCE - DUES & FEES PC	250.00	0.00	85.00	34.00	165.00	0.00	165.00
01 2120 810 004	GUIDANCE - DUES & FEES HE	250.00	0.00	85.00	34.00	165.00	0.00	165.00
01 2120 810 005	GUIDANCE - DUES & FEES BMS	250.00	0.00	25.00	10.00	225.00	0.00	225.00
01 2120 810 006	GUIDANCE - DUES & FEES AP	250.00	0.00	0.00	0.00	250.00	0.00	250.00
01 2120 810 007	GUIDANCE - DUES & FEES SE	250.00	0.00	318.99	127.60	(68.99)	0.00	(68.99)
01 2120 810 008	GUIDANCE - DUES & FEES BSMS	250.00	29.99	54.99	22.00	195.01	0.00	195.01
01 2120 890 005	GUIDANCE - OTHER MISC BMS	0.00	0.00	1,993.70	0.00	(1,993.70)	0.00	(1,993.70)
01 2120 890 008	GUIDANCE - OTHER MISC BSMS	0.00	0.00	0.00	0.00	0.00	0.00	0.00
2120	GUIDANCE SERVICES	1,499,636.53	107,696.99	1,404,737.84	93.89	94,898.69	3,199.71	91,698.98
2130	HEALTH SERVICES							
01 2130 110 002	HEALTH SERV - SALARIES NON-INSTR BE	30,802.09	0.00	19,818.62	64.34	10,983.47	0.00	10,983.47
01 2130 110 003	HEALTH SERV - SALARIES NON-INSTR PC	0.00	0.00	0.00	0.00	0.00	0.00	0.00
01 2130 110 004	HEALTH SERV - SALARIES NON-INSTR HE	31,186.77	288.23	21,000.91	67.34	10,185.86	0.00	10,185.86
01 2130 110 006	HEALTH SERV - SALARIES NON-INSTR AP	6,463.50	0.00	352.75	5.46	6,110.75	0.00	6,110.75
01 2130 110 007	HEALTH SERV - SALARIES NON-INSTR SE	33,021.59	77.35	21,405.38	64.82	11,616.21	0.00	11,616.21
01 2130 130 003	HEALTH SERV - OT SALARIES NON-INSTR PC	0.00	0.00	0.00	0.00	0.00	0.00	0.00
01 2130 130 006	HEALTH SERV - OT SALARIES NON-INSTR AP	0.00	0.00	0.00	0.00	0.00	0.00	0.00
01 2130 130 007	HEALTH SERV - OT SALARIES NON-INSTR SE	0.00	0.00	36.47	0.00	(36.47)	0.00	(36.47)
01 2130 150 002	HEALTH SERV - ADD'L COMP NON-INSTR BE	55.02	0.00	50.16	91.17	4.86	0.00	4.86
01 2130 150 003	HEALTH SERV - ADD'L COMP NON-INSTR PC	39.07	0.00	0.00	0.00	39.07	0.00	39.07
01 2130 150 004	HEALTH SERV - ADD'L COMP NON-INSTR HE	40.81	0.00	52.32	128.20	(11.51)	0.00	(11.51)
01 2130 150 006	HEALTH SERV - ADD'L COMP NON-INSTR AP	43.41	0.00	51.60	118.87	(8.19)	0.00	(8.19)
01 2130 150 007	HEALTH SERV - ADD'L COMP NON-INSTR SE	40.19	0.00	50.88	126.60	(10.69)	0.00	(10.69)
01 2130 210 002	HEALTH SERV - GROUP INS NON-INSTR BE	59.01	5.20	57.20	96.93	1.81	0.00	1.81





Account Number	Account Description	Revised Budget	Expended During Month	Expenditures to Date	% of Budget	Balance at EOM	P/ O Outstanding	Unencumbered Balance
01 2141 734 002	PSYCH SERV - HARDWARE BE	0.00	0.00	0.00	0.00	0.00	0.00	0.00
01 2141 734 003	PSYCH SERV - HARDWARE PC	0.00	0.00	0.00	0.00	0.00	0.00	0.00
01 2141 734 004	PSYCH SERV - HARDWARE HE	0.00	0.00	0.00	0.00	0.00	0.00	0.00
01 2141 734 005	PSYCH SERV - HARDWARE BMS	0.00	0.00	0.00	0.00	0.00	0.00	0.00
01 2141 734 006	PSYCH SERV - HARDWARE AP	0.00	0.00	0.00	0.00	0.00	0.00	0.00
01 2141 734 007	PSYCH SERV - HARDWARE SE	0.00	0.00	0.00	0.00	0.00	0.00	0.00
01 2141 734 008	PSYCH SERV - HARDWARE BSMS	0.00	0.00	0.00	0.00	0.00	0.00	0.00
01 2141 735 000	PSYCH SERV - SOFTWARE DIST	0.00	0.00	0.00	0.00	0.00	0.00	0.00
01 2141 735 001	PSYCH SERV - SOFTWARE HS	0.00	0.00	0.00	0.00	0.00	0.00	0.00
01 2141 735 002	PSYCH SERV - SOFTWARE BE	0.00	0.00	0.00	0.00	0.00	0.00	0.00
01 2141 735 003	PSYCH SERV - SOFTWARE PC	0.00	0.00	0.00	0.00	0.00	0.00	0.00
01 2141 735 004	PSYCH SERV - SOFTWARE HE	0.00	0.00	0.00	0.00	0.00	0.00	0.00
01 2141 735 005	PSYCH SERV - SOFTWARE BMS	0.00	0.00	0.00	0.00	0.00	0.00	0.00
01 2141 735 006	PSYCH SERV - SOFTWARE AP	0.00	0.00	0.00	0.00	0.00	0.00	0.00
01 2141 735 007	PSYCH SERV - SOFTWARE SE	0.00	0.00	0.00	0.00	0.00	0.00	0.00
01 2141 735 008	PSYCH SERV - SOFTWARE BSMS	0.00	0.00	0.00	0.00	0.00	0.00	0.00
01 2141 810 000	PSYCH SERV - DUES & FEES DIST	250.00	0.00	1,020.00	408.00	(770.00)	0.00	(770.00)
01 2141 810 001	PSYCH SERV - DUES & FEES HS	0.00	0.00	0.00	0.00	0.00	0.00	0.00
01 2141 810 002	PSYCH SERV - DUES & FEES BE	0.00	0.00	0.00	0.00	0.00	0.00	0.00
01 2141 810 003	PSYCH SERV - DUES & FEES PC	0.00	0.00	0.00	0.00	0.00	0.00	0.00
01 2141 810 004	PSYCH SERV - DUES & FEES HE	0.00	0.00	0.00	0.00	0.00	0.00	0.00
01 2141 810 005	PSYCH SERV - DUES & FEES BMS	0.00	0.00	0.00	0.00	0.00	0.00	0.00
01 2141 810 006	PSYCH SERV - DUES & FEES AP	0.00	0.00	0.00	0.00	0.00	0.00	0.00
01 2141 810 007	PSYCH SERV - DUES & FEES SE	0.00	0.00	0.00	0.00	0.00	0.00	0.00
01 2141 810 008	PSYCH SERV - DUES & FEES BSMS	0.00	0.00	0.00	0.00	0.00	0.00	0.00
01 2141 890 000	PSYCH SERV - OTHER MISC DIST	0.00	0.00	0.00	0.00	0.00	25.00	(25.00)
01 2141 890 001	PSYCH SERV - OTHER MISC HS	0.00	0.00	0.00	0.00	0.00	0.00	0.00
01 2141 890 002	PSYCH SERV - OTHER MISC BE	0.00	0.00	0.00	0.00	0.00	0.00	0.00
01 2141 890 003	PSYCH SERV - OTHER MISC PC	0.00	0.00	0.00	0.00	0.00	0.00	0.00
01 2141 890 004	PSYCH SERV - OTHER MISC HE	0.00	0.00	0.00	0.00	0.00	0.00	0.00
01 2141 890 005	PSYCH SERV - OTHER MISC BMS	0.00	0.00	0.00	0.00	0.00	0.00	0.00
01 2141 890 006	PSYCH SERV - OTHER MISC AP	0.00	0.00	0.00	0.00	0.00	0.00	0.00
01 2141 890 007	PSYCH SERV - OTHER MISC SE	0.00	0.00	0.00	0.00	0.00	0.00	0.00
01 2141 890 008	PSYCH SERV - OTHER MISC BSMS	0.00	0.00	0.00	0.00	0.00	0.00	0.00
2141	PYSCH SERV SPED SA	483,097.36	59,821.40	485,985.21	101.04	(2,887.85)	2,113.60	(5,001.45)
2151	SPEECH PATH SPED SCHOOL AGE							
01 2151 111 001	SPEECH SPED SA - SALARIES TEACHERS HS	37,683.82	2,854.53	34,254.25	90.90	3,429.57	0.00	3,429.57
01 2151 111 002	SPEECH SPED SA - SALARIES TEACHERS BE	74,962.44	5,709.06	68,508.50	91.39	6,453.94	0.00	6,453.94
01 2151 111 003	SPEECH SPED SA - SALARIES TEACHERS PC	84,597.35	6,939.19	83,269.95	98.43	1,327.40	0.00	1,327.40
01 2151 111 004	SPEECH SPED SA - SALARIES TEACHERS HE	66,623.33	5,172.87	62,074.00	93.17	4,549.33	0.00	4,549.33
01 2151 111 005	SPEECH SPED SA - SALARIES TEACHERS BMS	37,683.82	2,854.53	34,254.25	90.90	3,429.57	0.00	3,429.57
01 2151 111 006	SPEECH SPED SA - SALARIES TEACHERS AP	0.00	0.00	0.00	0.00	0.00	0.00	0.00
01 2151 111 007	SPEECH SPED SA - SALARIES TEACHERS SE	55,374.14	4,468.81	42,886.12	77.45	12,488.02	0.00	12,488.02
01 2151 111 008	SPEECH SPED SA - SALARIES TEACHERS BSMS	34,062.46	2,018.68	24,224.05	71.12	9,838.41	0.00	9,838.41
01 2151 151 001	SPEECH SPED SA - ADD'L COMP TEACHES HS	245.86	23.20	278.29	113.19	(32.43)	0.00	(32.43)
01 2151 151 002	SPEECH SPED SA - ADD'L COMP TEACHES BE	450.48	46.40	556.58	123.55	(106.10)	0.00	(106.10)
01 2151 151 003	SPEECH SPED SA - ADD'L COMP TEACHES PC	188.61	22.77	273.24	144.87	(84.63)	0.00	(84.63)
01 2151 151 004	SPEECH SPED SA - ADD'L COMP TEACHES HE	127.43	13.45	824.85	647.30	(697.42)	0.00	(697.42)
01 2151 151 005	SPEECH SPED SA - ADD'L COMP TEACHES BMS	225.29	23.20	278.29	123.53	(53.00)	0.00	(53.00)
01 2151 151 006	SPEECH SPED SA - ADD'L COMP TEACHES AP	167.45	10.50	126.00	75.25	41.45	0.00	41.45
01 2151 151 007	SPEECH SPED SA - ADD'L COMP TEACHES SE	4,837.65	488.20	5,858.40	121.10	(1,020.75)	0.00	(1,020.75)
01 2151 151 008	SPEECH SPED SA - ADD'L COMP TEACHES BSMS	382.92	32.08	384.74	100.48	(1.82)	0.00	(1.82)
01 2151 211 001	SPEECH SPED SA - GROUP INS TEACHERS HS	13,721.76	1,143.43	13,718.56	99.98	3.20	0.00	3.20
01 2151 211 002	SPEECH SPED SA - GROUP INS TEACHERS BE	27,443.38	2,286.84	27,436.88	99.98	6.50	0.00	6.50
01 2151 211 003	SPEECH SPED SA - GROUP INS TEACHERS PC	28,252.65	2,289.44	27,465.48	97.21	787.17	0.00	787.17

Account Number	Account Description	Revised Budget	Expended During Month	Expenditures to Date	% of Budget	Balance at EOM	P/ O Outstanding	Unencumbered Balance
01 2151 211 004	SPEECH SPED SA - GROUP INS TEACHERS HE	71.63	5.20	57.20	79.85	14.43	0.00	14.43
01 2151 211 005	SPEECH SPED SA - GROUP INS TEACHERS BMS	13,721.62	1,143.41	13,718.32	99.98	3.30	0.00	3.30
01 2151 211 006	SPEECH SPED SA - GROUP INS TEACHERS AP	0.00	0.00	0.00	0.00	0.00	0.00	0.00
01 2151 211 007	SPEECH SPED SA - GROUP INS TEACHERS SE	71.63	4.58	50.37	70.32	21.26	0.00	21.26
01 2151 211 008	SPEECH SPED SA - GROUP INS TEACHERS BSMS	31.20	2.60	28.60	91.67	2.60	0.00	2.60
01 2151 221 001	SPEECH SPED SA - SOC SEC TEACHERS HS	2,682.49	215.38	2,584.56	96.35	97.93	0.00	97.93
01 2151 221 002	SPEECH SPED SA - SOC SEC TEACHERS BE	5,338.18	431.27	5,175.17	96.95	163.01	0.00	163.01
01 2151 221 003	SPEECH SPED SA - SOC SEC TEACHERS PC	5,250.84	524.52	6,294.17	119.87	(1,043.33)	0.00	(1,043.33)
01 2151 221 004	SPEECH SPED SA - SOC SEC TEACHERS HE	5,281.83	433.09	5,247.84	99.36	33.99	0.00	33.99
01 2151 221 005	SPEECH SPED SA - SOC SEC TEACHERS BMS	2,680.41	215.38	2,584.48	96.42	95.93	0.00	95.93
01 2151 221 006	SPEECH SPED SA - SOC SEC TEACHERS AP	45.63	0.80	9.67	21.19	35.96	0.00	35.96
01 2151 221 007	SPEECH SPED SA - SOC SEC TEACHERS SE	4,191.50	379.21	3,728.94	88.96	462.56	0.00	462.56
01 2151 221 008	SPEECH SPED SA - SOC SEC TEACHERS BSMS	2,391.19	156.89	1,882.68	78.73	508.51	0.00	508.51
01 2151 231 001	SPEECH SPED SA - RETIREMENT TEACHERS HS	2,713.00	210.97	2,531.64	93.32	181.36	0.00	181.36
01 2151 231 002	SPEECH SPED SA - RETIREMENT TEACHERS BE	5,393.18	421.94	5,063.17	93.88	330.01	0.00	330.01
01 2151 231 003	SPEECH SPED SA - RETIREMENT TEACHERS PC	5,341.70	510.39	6,124.57	114.66	(782.87)	0.00	(782.87)
01 2151 231 004	SPEECH SPED SA - RETIREMENT TEACHERS HE	4,766.70	380.21	4,562.41	95.71	204.29	0.00	204.29
01 2151 231 005	SPEECH SPED SA - RETIREMENT TEACHERS BMS	2,710.99	210.97	2,531.60	93.38	179.39	0.00	179.39
01 2151 231 006	SPEECH SPED SA - RETIREMENT TEACHERS AP	0.00	0.00	0.00	0.00	0.00	0.00	0.00
01 2151 231 007	SPEECH SPED SA - RETIREMENT TEACHERS SE	3,932.99	328.46	3,152.15	80.15	780.84	0.00	780.84
01 2151 231 008	SPEECH SPED SA - RETIREMENT TEACHERS BSMS	2,608.88	150.34	1,804.08	69.15	804.80	0.00	804.80
01 2151 237 001	SPEECH SPED SA - INCR RET CONTR HS	933.06	72.56	870.68	93.31	62.38	0.00	62.38
01 2151 237 002	SPEECH SPED SA - INCR RET CONTR BE	1,854.77	145.12	1,741.33	93.88	113.44	0.00	113.44
01 2151 237 003	SPEECH SPED SA - INCR RET CONTR PC	1,837.15	175.53	2,106.36	114.65	(269.21)	0.00	(269.21)
01 2151 237 004	SPEECH SPED SA - INCR RET CONTR HE	1,639.31	130.76	1,569.12	95.72	70.19	0.00	70.19
01 2151 237 005	SPEECH SPED SA - INCR RET CONTR BMS	932.36	72.56	870.64	93.38	61.72	0.00	61.72
01 2151 237 006	SPEECH SPED SA - INCR RET CONTR AP	0.00	0.00	0.00	0.00	0.00	0.00	0.00
01 2151 237 007	SPEECH SPED SA - INCR RET CONTR SE	1,608.60	112.97	1,084.14	67.40	524.46	0.00	524.46
01 2151 237 008	SPEECH SPED SA - INCR RET CONTR BSMS	1,584.98	51.71	620.52	39.15	964.46	0.00	964.46
01 2151 281 001	SPEECH SPED SA - HEALTH BEN TEACHERS HS	0.00	0.00	0.00	0.00	0.00	0.00	0.00
01 2151 281 003	SPEECH SPED SA - HEALTH BEN TEACHERS PC	381.28	0.00	0.00	0.00	381.28	0.00	381.28
01 2151 281 004	SPEECH SPED SA - HEALTH BEN TEACHERS HE	4,107.64	475.00	5,700.00	138.77	(1,592.36)	0.00	(1,592.36)
01 2151 281 007	SPEECH SPED SA - HEALTH BEN TEACHERS SE	0.00	0.00	0.00	0.00	0.00	0.00	0.00
01 2151 281 008	SPEECH SPED SA - HLTH BEN TEACHERS BSMS	2,160.27	0.00	0.00	0.00	2,160.27	0.00	2,160.27
01 2151 320 001	SPEECH SPED SA - PROF ED SERVICES HS	0.00	0.00	0.00	0.00	0.00	0.00	0.00
01 2151 320 002	SPEECH SPED SA - PROF ED SERVICES BE	0.00	0.00	0.00	0.00	0.00	0.00	0.00
01 2151 320 003	SPEECH SPED SA - PROF ED SERVICES PC	0.00	0.00	0.00	0.00	0.00	0.00	0.00
01 2151 320 004	SPEECH SPED SA - PROF ED SERVICES HE	0.00	0.00	0.00	0.00	0.00	0.00	0.00
01 2151 320 005	SPEECH SPED SA - PROF ED SERVICES BMS	0.00	0.00	0.00	0.00	0.00	0.00	0.00
01 2151 320 006	SPEECH SPED SA - PROF ED SERVICES AP	0.00	0.00	0.00	0.00	0.00	0.00	0.00
01 2151 320 007	SPEECH SPED SA - PROF ED SERVICES SE	50,000.00	0.00	24,169.19	48.34	25,830.81	0.00	25,830.81
01 2151 320 008	SPEECH SPED SA - PROF ED SERVICES BSMS	0.00	0.00	0.00	0.00	0.00	0.00	0.00
01 2151 580 000	SPEECH SPED SA - TRAVEL & MILEAGE DIST	100.00	229.88	1,439.24	1,439.24	(1,339.24)	0.00	(1,339.24)
01 2151 580 001	SPEECH SPED SA - TRAVEL & MILEAGE HS	100.00	0.00	12.45	12.45	87.55	0.00	87.55
01 2151 580 002	SPEECH SPED SA - TRAVEL & MILEAGE BE	100.00	0.00	0.00	0.00	100.00	0.00	100.00
01 2151 580 003	SPEECH SPED SA - TRAVEL & MILEAGE PC	100.00	0.00	0.00	0.00	100.00	0.00	100.00
01 2151 580 004	SPEECH SPED SA - TRAVEL & MILEAGE HE	100.00	0.00	0.00	0.00	100.00	0.00	100.00
01 2151 580 005	SPEECH SPED SA - TRAVEL & MILEAGE BMS	100.00	0.00	0.00	0.00	100.00	0.00	100.00
01 2151 580 006	SPEECH SPED SA - TRAVEL & MILEAGE AP	100.00	0.00	0.00	0.00	100.00	0.00	100.00
01 2151 580 007	SPEECH SPED SA - TRAVEL & MILEAGE SE	100.00	0.00	0.00	0.00	100.00	0.00	100.00
01 2151 580 008	SPEECH SPED SA - TRAVEL & MILEAGE BSMS	100.00	0.00	0.00	0.00	100.00	0.00	100.00
01 2151 590 001	PURCHASED SERVICES HS	0.00	0.00	30,499.42	0.00	(30,499.42)	0.00	(30,499.42)
01 2151 610 000	SPEECH SPED SA - SUPPLIES DIST	1,750.00	0.00	568.67	32.50	1,181.33	0.00	1,181.33
01 2151 610 001	SPEECH SPED SA - SUPPLIES HS	300.00	0.00	0.00	0.00	300.00	0.00	300.00
01 2151 610 001 611	SPEECH SPED SA - TESTING SUPPLIES HS	500.00	0.00	0.00	0.00	500.00	0.00	500.00





Account Number	Account Description	Revised Budget	Expended During Month	Expenditures to Date	% of Budget	Balance at EOM	P/ O Outstanding	Unencumbered Balance
2181	VISION SERVICE SPED SCHOOL AGE	0.00	0.00	0.00	0.00	0.00	0.00	0.00
2182	VISION SERVICES SPED AGE 3-5							
01 2182 320 000	VIS IMP SERV SPED 3-5 - PROF ED SERVICES	0.00	0.00	0.00	0.00	0.00	0.00	0.00
01 2182 590 000	VIS IMP SERV SPED 3-5 - PURCH SERVICES	5,000.00	0.00	2,691.86	53.84	2,308.14	0.00	2,308.14
01 2182 591 000	VIS IMP SERV SPED 3-5 - PURCH SERV OTH DIST	0.00	0.00	0.00	0.00	0.00	0.00	0.00
2182	VISION SERVICES SPED AGE 3-5	5,000.00	0.00	2,691.86	53.84	2,308.14	0.00	2,308.14
2183	VISION SERVICES SPED AGE 0-2							
01 2183 320 000	VIS IMP SERV SPED 0-2 - PROF ED SERVICES	0.00	0.00	0.00	0.00	0.00	0.00	0.00
01 2183 590 000	VIS IMP SERV SPED 0-2 - PURCH SERVICES	5,000.00	0.00	1,871.33	37.43	3,128.67	0.00	3,128.67
01 2183 591 000	VIS IMP SERV SPED 0-2 - PURCH SERV OTH DIST	0.00	0.00	0.00	0.00	0.00	0.00	0.00
2183	VISION SERVICES SPED AGE 0-2	5,000.00	0.00	1,871.33	37.43	3,128.67	0.00	3,128.67
2210	IMPROVEMENT OF INSTRUCTION							
01 2210 111 000	IMPR OF INSTR - SALARIES PROF DIST	136,768.60	11,520.83	129,152.08	94.43	7,616.52	0.00	7,616.52
01 2210 151 000	IMPR OF INSTR - ADD'L COMP PROF DIST	259.44	1,027.80	2,133.60	822.39	(1,874.16)	0.00	(1,874.16)
01 2210 211 000	IMPR OF INSTR - GROUP INS PROF DIST	27,443.38	2,286.84	27,436.88	99.98	6.50	0.00	6.50
01 2210 221 000	IMPR OF INSTR - SOC SEC PROF DIST	9,670.91	942.33	9,831.69	101.66	(160.78)	0.00	(160.78)
01 2210 231 000	IMPR OF INSTR - RETIREMENT PROF DIST	9,704.98	920.28	9,566.17	98.57	138.81	0.00	138.81
01 2210 237 000	IMPR OF INSTR - INCR RET CONTR DIST	3,337.72	316.50	3,290.02	98.57	47.70	0.00	47.70
01 2210 281 000	IMPR OF INSTR - HEALTH BEN PROF DIST	0.00	0.00	0.00	0.00	0.00	0.00	0.00
01 2210 580 000	IMPR OF INSTR - TRAVEL & MILEAGE	1,500.00	126.63	1,788.36	119.22	(288.36)	0.00	(288.36)
01 2210 610 000	IMPR OF INSTR - SUPPLIES	500.00	0.00	0.00	0.00	500.00	0.00	500.00
01 2210 810 000	IMPR OF INSTR - DUES & FEES	0.00	0.00	0.00	0.00	0.00	0.00	0.00
2210	IMPROVEMENT OF INSTRUCTION	189,185.03	17,141.21	183,198.80	96.84	5,986.23	0.00	5,986.23
2212	INST STAFF TRNG AND CURR DEV							
01 2212 111 000	INST & CURR DEV - SALARIES TEACHERS DIST	5,584.26	2,431.14	3,812.36	68.27	1,771.90	0.00	1,771.90
01 2212 111 001	INST & CURR DEV - SALARIES TEACHERS HS	16,090.52	5,350.22	15,147.08	94.14	943.44	0.00	943.44
01 2212 111 002	INST & CURR DEV - SALARIES TEACHERS BE	15,718.96	4,646.96	12,517.15	79.63	3,201.81	0.00	3,201.81
01 2212 111 003	INST & CURR DEV - SALARIES TEACHERS PC	17,021.65	5,146.30	13,003.32	76.39	4,018.33	0.00	4,018.33
01 2212 111 004	INST & CURR DEV - SALARIES TEACHERS HE	16,577.16	4,249.45	11,764.30	70.97	4,812.86	0.00	4,812.86
01 2212 111 005	INST & CURR DEV - SALARIES TEACHERS BMS	10,718.96	2,205.39	8,670.00	80.88	2,048.96	0.00	2,048.96
01 2212 111 006	INST & CURR DEV - SALARIES TEACHERS AP	15,674.91	2,452.65	11,049.51	70.49	4,625.40	0.00	4,625.40
01 2212 111 007	INST & CURR DEV - SALARIES TEACHERS SE	11,140.41	1,316.49	7,596.04	68.18	3,544.37	0.00	3,544.37
01 2212 111 008	INST & CURR DEV - SALARIES TEACHERS BSMS	13,674.25	2,413.15	10,147.98	74.21	3,526.27	0.00	3,526.27
01 2212 123 001	INST & CURR DEV - SUB TEACHERS HS	14,621.30	0.00	11,302.50	77.30	3,318.80	0.00	3,318.80
01 2212 123 002	INST & CURR DEV - SUB TEACHERS BE	7,565.67	0.00	3,300.00	43.62	4,265.67	0.00	4,265.67
01 2212 123 003	INST & CURR DEV - SUB TEACHERS PC	9,520.84	0.00	6,682.50	70.19	2,838.34	0.00	2,838.34
01 2212 123 004	INST & CURR DEV - SUB TEACHERS HE	6,885.61	0.00	5,729.58	83.21	1,156.03	0.00	1,156.03
01 2212 123 005	INST & CURR DEV - SUB TEACHERS BMS	7,055.63	0.00	5,280.00	74.83	1,775.63	0.00	1,775.63
01 2212 123 006	INST & CURR DEV - SUB TEACHERS AP	0.00	0.00	0.00	0.00	0.00	0.00	0.00
01 2212 123 007	INST & CURR DEV - SUB TEACHERS SE	0.00	0.00	0.00	0.00	0.00	0.00	0.00
01 2212 123 008	INST & CURR DEV - SUB TEACHERS BSMS	170.02	0.00	0.00	0.00	170.02	0.00	170.02
01 2212 221 000	INST & CURR DEV - SOC SEC TEACHERS DIST	402.84	186.00	291.63	72.39	111.21	0.00	111.21
01 2212 221 001	INST & CURR DEV - SOC SEC TEACHERS HS	1,160.87	409.23	1,158.97	99.84	1.90	0.00	1.90
01 2212 221 002	INST & CURR DEV - SOC SEC TEACHERS BE	773.23	355.53	957.77	123.87	(184.54)	0.00	(184.54)
01 2212 221 003	INST & CURR DEV - SOC SEC TEACHERS PC	1,227.70	393.68	994.87	81.04	232.83	0.00	232.83
01 2212 221 004	INST & CURR DEV - SOC SEC TEACHERS HE	1,195.40	325.21	900.48	75.33	294.92	0.00	294.92
01 2212 221 005	INST & CURR DEV - SOC SEC TEACHERS BMS	773.36	168.78	663.49	85.79	109.87	0.00	109.87
01 2212 221 006	INST & CURR DEV - SOC SEC TEACHERS AP	625.85	187.66	845.42	135.08	(219.57)	0.00	(219.57)
01 2212 221 007	INST & CURR DEV - SOC SEC TEACHERS SE	803.46	100.74	581.09	72.32	222.37	0.00	222.37
01 2212 221 008	INST & CURR DEV - SOC SEC TEACHERS BSMS	842.05	184.60	776.14	92.17	65.91	0.00	65.91
01 2212 223 001	INST & CURR DEV - SOC SEC SUB TCHRS HS	1,150.89	0.00	864.63	75.13	286.26	0.00	286.26
01 2212 223 002	INST & CURR DEV - SOC SEC SUB TCHRS BE	595.52	0.00	252.54	42.41	342.98	0.00	342.98
01 2212 223 003	INST & CURR DEV - SOC SEC SUB TCHRS PC	749.46	0.00	511.36	68.23	238.10	0.00	238.10
01 2212 223 004	INST & CURR DEV - SOC SEC SUB TCHRS HE	542.01	0.00	438.58	80.92	103.43	0.00	103.43

Account Number	Account Description	Revised Budget	Expended During Month	Expenditures to Date	% of Budget	Balance at EOM	P/ O Outstanding	Unencumbered Balance
01 2212 223 005	INST & CURR DEV - SOC SEC SUB TCHRS BMS	555.29	0.00	404.01	72.76	151.28	0.00	151.28
01 2212 223 006	INST & CURR DEV - SOC SEC SUB TCHRS AP	0.00	0.00	0.00	0.00	0.00	0.00	0.00
01 2212 223 007	INST & CURR DEV - SOC SEC SUB TCHRS SE	0.00	0.00	0.00	0.00	0.00	0.00	0.00
01 2212 223 008	INST & CURR DEV - SOC SEC SUB TCHRS BSMS	13.38	0.00	0.00	0.00	13.38	0.00	13.38
01 2212 230 001	RETIREMENT NON-INSTR HS	0.00	0.00	0.00	0.00	0.00	0.00	0.00
01 2212 231 000	INST & CURR DEV - RETIREMENT TEACHERS	363.35	178.68	280.18	77.11	83.17	0.00	83.17
01 2212 231 001	INST & CURR DEV - RETIREMENT TCHRS HS	1,031.67	256.40	939.70	91.09	91.97	0.00	91.97
01 2212 231 002	INST & CURR DEV - RETIREMENT TCHRS BE	694.41	291.94	870.33	125.33	(175.92)	0.00	(175.92)
01 2212 231 003	INST & CURR DEV - RETIREMENT TCHRS PC	1,113.33	235.91	813.41	73.06	299.92	0.00	299.92
01 2212 231 004	INST & CURR DEV - RETIREMENT TCHRS HE	1,145.77	185.02	737.39	64.36	408.38	0.00	408.38
01 2212 231 005	INST & CURR DEV - RETIREMENT TCHRS BMS	645.35	128.21	603.33	93.49	42.02	0.00	42.02
01 2212 231 006	INST & CURR DEV - RETIREMENT TCHRS AP	499.99	127.21	729.65	145.93	(229.66)	0.00	(229.66)
01 2212 231 007	INST & CURR DEV - RETIREMENT TCHRS SE	756.86	41.41	502.89	66.44	253.97	0.00	253.97
01 2212 231 008	INST & CURR DEV - RETIREMENT TCHRS BSMS	718.74	102.96	659.24	91.72	59.50	0.00	59.50
01 2212 233 000	INST & CURR DEV - RETIRE SUB TEACH DIST	0.00	0.00	0.00	0.00	0.00	0.00	0.00
01 2212 233 001	INST & CURR DEV - RETIRE SUB TEACHERS HS	0.00	0.00	0.00	0.00	0.00	0.00	0.00
01 2212 233 002	INST & CURR DEV - RETIRE SUB TEACHERS BE	0.00	0.00	0.00	0.00	0.00	0.00	0.00
01 2212 233 003	INST & CURR DEV - RETIRE SUB TEACHERS PC	0.00	0.00	12.11	0.00	(12.11)	0.00	(12.11)
01 2212 233 004	INST & CURR DEV - RETIRE SUB TEACHERS HE	26.54	0.00	48.51	182.78	(21.97)	0.00	(21.97)
01 2212 233 005	INST & CURR DEV - RETIRE SUB TEACHERS BMS	0.00	0.00	0.00	0.00	0.00	0.00	0.00
01 2212 233 006	INST & CURR DEV - RETIRE SUB TEACHERS AP	0.00	0.00	0.00	0.00	0.00	0.00	0.00
01 2212 233 007	INST & CURR DEV - RETIRE SUB TEACHERS SE	0.00	0.00	0.00	0.00	0.00	0.00	0.00
01 2212 233 008	INST & CURR DEV - RETIRE SUB TEACHERS BSMS	0.00	0.00	0.00	0.00	0.00	0.00	0.00
01 2212 237 000	INST & CURR DEV - INCR RET CONTR DIST	124.94	61.46	96.36	77.13	28.58	0.00	28.58
01 2212 237 001	INST & CURR DEV - INCR RET CONTR HS	363.89	88.16	323.21	88.82	40.68	0.00	40.68
01 2212 237 002	INST & CURR DEV - INCR RET CONTR BE	238.91	100.38	299.27	125.26	(60.36)	0.00	(60.36)
01 2212 237 003	INST & CURR DEV - INCR RET CONTR PC	401.03	81.17	283.86	70.78	117.17	0.00	117.17
01 2212 237 004	INST & CURR DEV - INCR RET CONTR HE	403.18	63.51	270.20	67.02	132.98	0.00	132.98
01 2212 237 005	INST & CURR DEV - INCR RET CONTR BMS	221.93	44.07	202.40	91.20	19.53	0.00	19.53
01 2212 237 006	INST & CURR DEV - INCR RET CONTR AP	172.03	43.71	250.93	145.86	(78.90)	0.00	(78.90)
01 2212 237 007	INST & CURR DEV - INCR RET CONTR SE	260.28	14.22	172.97	66.46	87.31	0.00	87.31
01 2212 237 008	INST & CURR DEV - INCR RET CONTR BSMS	247.26	35.38	226.73	91.70	20.53	0.00	20.53
01 2212 350 000	INST & CURR DEV - OTHER PROF SERV DIST	0.00	0.00	0.00	0.00	0.00	0.00	0.00
01 2212 580 000	INST & CURR DEV - TRAVEL & MILEAGE DIST	6,000.00	2,024.25	4,034.86	67.25	1,965.14	0.00	1,965.14
01 2212 580 001	INST & CURR DEV - TRAVEL & MILEAGE HS	0.00	0.00	0.00	0.00	0.00	0.00	0.00
01 2212 580 002	INST & CURR DEV - TRAVEL & MILEAGE BE	0.00	0.00	0.00	0.00	0.00	0.00	0.00
01 2212 580 003	INST & CURR DEV - TRAVEL & MILEAGE PC	0.00	0.00	0.00	0.00	0.00	0.00	0.00
01 2212 580 004	INST & CURR DEV - TRAVEL & MILEAGE HE	0.00	0.00	0.00	0.00	0.00	0.00	0.00
01 2212 580 005	INST & CURR DEV - TRAVEL & MILEAGE BMS	0.00	0.00	0.00	0.00	0.00	0.00	0.00
01 2212 580 006	INST & CURR DEV - TRAVEL & MILEAGE AP	0.00	0.00	0.00	0.00	0.00	0.00	0.00
01 2212 580 007	INST & CURR DEV - TRAVEL & MILEAGE SE	0.00	0.00	0.00	0.00	0.00	0.00	0.00
01 2212 580 008	INST & CURR DEV - TRAVEL & MILEAGE BSMS	0.00	0.00	0.00	0.00	0.00	0.00	0.00
01 2212 590 000	INST & CURR DEV - PURCHASED SRVS DIST	0.00	0.00	0.00	0.00	0.00	0.00	0.00
01 2212 610 000	INST & CURR DEV - SUPPLIES DIST	25,000.00	1,558.14	17,382.10	70.99	7,617.90	366.30	7,251.60
01 2212 610 001	INST & CURR DEV - SUPPLIES HS	1,200.00	0.00	552.22	46.02	647.78	0.00	647.78
01 2212 610 002	INST & CURR DEV - SUPPLIES BE	1,200.00	0.00	413.07	34.42	786.93	0.00	786.93
01 2212 610 003	INST & CURR DEV - SUPPLIES PC	1,200.00	0.00	244.76	20.40	955.24	0.00	955.24
01 2212 610 004	INST & CURR DEV - SUPPLIES HE	1,200.00	0.00	499.61	41.63	700.39	0.00	700.39
01 2212 610 005	INST & CURR DEV - SUPPLIES BMS	1,200.00	0.00	448.33	37.36	751.67	0.00	751.67
01 2212 610 006	INST & CURR DEV - SUPPLIES AP	1,200.00	0.00	478.82	39.90	721.18	0.00	721.18
01 2212 610 007	INST & CURR DEV - SUPPLIES SE	1,200.00	0.00	211.93	17.66	988.07	0.00	988.07
01 2212 610 008	INST & CURR DEV - SUPPLIES BSMS	1,200.00	0.00	717.33	59.78	482.67	0.00	482.67
01 2212 735 000	INST & CURR DEV - SOFTWARE DIST	5,500.00	0.00	0.00	0.00	5,500.00	0.00	5,500.00
01 2212 810 000	INST & CURR DEV - DUES & FEES DIST	25,000.00	1,983.00	20,214.32	91.41	4,785.68	2,637.73	2,147.95
01 2212 810 001	INST & CURR DEV - DUES & FEES HS	4,000.00	600.00	13,187.97	336.95	(9,187.97)	289.99	(9,477.96)

Account Number	Account Description	Revised Budget	Expended During Month	Expenditures to Date	% of Budget	Balance at EOM	P/ O Outstanding	Unencumbered Balance
01 2212 810 002	INST & CURR DEV - DUES & FEES BE	4,000.00	0.00	882.00	22.05	3,118.00	0.00	3,118.00
01 2212 810 003	INST & CURR DEV - DUES & FEES PC	4,000.00	0.00	2,322.82	58.07	1,677.18	0.00	1,677.18
01 2212 810 004	INST & CURR DEV - DUES & FEES HE	4,000.00	0.00	436.58	17.41	3,563.42	260.01	3,303.41
01 2212 810 005	INST & CURR DEV - DUES & FEES BMS	4,000.00	0.00	1,429.00	35.73	2,571.00	0.00	2,571.00
01 2212 810 006	INST & CURR DEV - DUES & FEES AP	4,000.00	0.00	1,028.00	25.70	2,972.00	0.00	2,972.00
01 2212 810 007	INST & CURR DEV - DUES & FEES SE	4,000.00	0.00	1,586.00	39.65	2,414.00	0.00	2,414.00
01 2212 810 008	INST & CURR DEV - DUES & FEES BSMS	4,000.00	0.00	859.41	21.49	3,140.59	0.00	3,140.59
01 2212 890 000	INST & CURR DEV - OTHER MISC DIST	0.00	0.00	0.00	0.00	0.00	0.00	0.00
01 2212 890 001	INST & CURR DEV - OTHER MISC HS	0.00	0.00	0.00	0.00	0.00	0.00	0.00
01 2212 890 002	INST & CURR DEV - OTHER MISC BE	0.00	0.00	0.00	0.00	0.00	0.00	0.00
01 2212 890 003	INST & CURR DEV - OTHER MISC PC	0.00	0.00	283.91	0.00	(283.91)	0.00	(283.91)
01 2212 890 004	INST & CURR DEV - OTHER MISC HE	0.00	0.00	0.00	0.00	0.00	0.00	0.00
01 2212 890 005	INST & CURR DEV - OTHER MISC BMS	0.00	0.00	0.00	0.00	0.00	0.00	0.00
01 2212 890 006	INST & CURR DEV - OTHER MISC AP	0.00	0.00	0.00	0.00	0.00	0.00	0.00
01 2212 890 007	INST & CURR DEV - OTHER MISC SE	0.00	0.00	0.00	0.00	0.00	0.00	0.00
01 2212 890 008	INST & CURR DEV - OTHER MISC BSMS	0.00	0.00	0.00	0.00	0.00	0.00	0.00
2212	INST STAFF TRNG AND CURR DEV	291,960.92	40,768.37	211,179.01	73.55	80,781.91	3,554.03	77,227.88
2213	INSTRUCTIONAL STAFF TRAINING							
01 2213 111 000	INST STAFF TRNG - SALARIES PROF STAFF DIST	96,834.41	7,478.23	89,739.09	92.67	7,095.32	0.00	7,095.32
01 2213 151 000	INST STAFF TRNG - ADD'L COMP PROF STAFF	185.21	19.35	232.20	125.37	(46.99)	0.00	(46.99)
01 2213 211 000	INST STAFF TRNG - GROUP INS TEACHERS/PROF	11,003.96	851.82	10,216.64	92.85	787.32	0.00	787.32
01 2213 221 000	INST STAFF TRNG - SOC SEC TEACHERS/PROF	6,998.85	573.07	6,876.89	98.26	121.96	0.00	121.96
01 2213 231 000	INST STAFF TRNG - RETIREMENT TEACHERS/PROF	6,928.25	549.65	6,595.80	95.20	332.45	0.00	332.45
01 2213 237 000	INST STAFF TRNG - INCR RET CONTR	2,382.76	189.03	2,268.42	95.20	114.34	0.00	114.34
01 2213 251 000	INST STAFF TRNG - TUITION REIMB TCHRS DIST	1,000.00	1,375.08	1,375.08	137.51	(375.08)	0.00	(375.08)
01 2213 251 001	INST STAFF TRNG - TUITION REIMB TCHRS HS	5,500.00	2,838.75	4,542.00	82.58	958.00	0.00	958.00
01 2213 251 002	INST STAFF TRNG - TUITION REIMB TCHRS BE	3,500.00	0.00	904.35	25.84	2,595.65	0.00	2,595.65
01 2213 251 003	INST STAFF TRNG - TUITION REIMB TCHRS PC	3,500.00	2,956.03	4,922.14	140.63	(1,422.14)	0.00	(1,422.14)
01 2213 251 004	INST STAFF TRNG - TUITION REIMB TCHRS HE	3,500.00	567.75	4,354.41	124.41	(854.41)	0.00	(854.41)
01 2213 251 005	INST STAFF TRNG - TUITION REIMB TCHRS BMS	5,500.00	1,703.25	4,258.12	77.42	1,241.88	0.00	1,241.88
01 2213 251 006	INST STAFF TRNG - TUITION REIMB TCHRS AP	3,500.00	356.40	1,622.10	46.35	1,877.90	0.00	1,877.90
01 2213 251 007	INST STAFF TRNG - TUITION REIMB TCHRS SE	3,500.00	3,205.53	6,143.36	175.52	(2,643.36)	0.00	(2,643.36)
01 2213 251 008	INST STAFF TRNG - TUITION REIMB TCHRS BSMS	5,500.00	3,974.25	7,205.81	131.01	(1,705.81)	0.00	(1,705.81)
01 2213 281 000	INST STAFF TRNG - HEALTH BEN TEACHERS	0.00	0.00	0.00	0.00	0.00	0.00	0.00
2213	INSTRUCTIONAL STAFF TRAINING	159,333.44	26,638.19	151,256.41	94.93	8,077.03	0.00	8,077.03
2220	SCHOOL LIBRARY SERVICES							
01 2220 111 001	LIBRARY - SALARIES TEACHERS HS	84,944.75	6,434.50	77,214.00	90.90	7,730.75	0.00	7,730.75
01 2220 111 002	LIBRARY - SALARIES TEACHERS BE	68,288.91	5,299.00	63,588.00	93.12	4,700.91	0.00	4,700.91
01 2220 111 003	LIBRARY - SALARIES TEACHERS PC	87,026.72	6,592.19	79,106.50	90.90	7,920.22	0.00	7,920.22
01 2220 111 004	LIBRARY - SALARIES TEACHERS HE	69,954.50	5,425.13	65,102.00	93.06	4,852.50	0.00	4,852.50
01 2220 111 005	LIBRARY - SALARIES TEACHERS BMS	37,898.80	2,854.53	34,254.25	90.38	3,644.55	0.00	3,644.55
01 2220 111 006	LIBRARY - SALARIES TEACHERS AP	74,118.45	5,740.62	68,887.00	92.94	5,231.45	0.00	5,231.45
01 2220 111 007	LIBRARY - SALARIES TEACHERS SE	69,954.50	5,740.62	68,887.00	98.47	1,067.50	0.00	1,067.50
01 2220 111 008	LIBRARY - SALARIES TEACHERS BSMS	37,898.80	2,854.53	34,254.25	90.38	3,644.55	0.00	3,644.55
01 2220 112 002	LIBRARY - SALARIES INSTR AIDES BE	19,043.72	0.00	15,604.92	81.94	3,438.80	0.00	3,438.80
01 2220 112 003	LIBRARY - SALARIES INSTR AIDES PC	20,285.21	0.00	15,515.34	76.49	4,769.87	0.00	4,769.87
01 2220 112 004	LIBRARY - SALARIES INSTR AIDES HE	19,636.43	0.00	15,691.06	79.91	3,945.37	0.00	3,945.37
01 2220 112 005	LIBRARY - SALARIES INSTR AIDES BMS	15,249.52	0.00	9,524.85	62.46	5,724.67	0.00	5,724.67
01 2220 112 006	LIBRARY - SALARIES INSTR AIDES AP	24,051.65	0.00	16,614.86	69.08	7,436.79	0.00	7,436.79
01 2220 112 007	LIBRARY - SALARIES INSTR AIDES SE	27,077.61	0.00	19,605.36	72.40	7,472.25	0.00	7,472.25
01 2220 112 008	LIBRARY - SALARIES INSTR AIDES BSMS	15,136.10	0.00	9,524.81	62.93	5,611.29	0.00	5,611.29
01 2220 122 001	LIBRARY - SUB AIDES HS	0.00	0.00	0.00	0.00	0.00	0.00	0.00
01 2220 122 002	LIBRARY - SUB AIDES BE	333.28	0.00	206.72	62.03	126.56	0.00	126.56
01 2220 122 003	LIBRARY - SUB AIDES PC	2,370.38	0.00	2,748.96	115.97	(378.58)	0.00	(378.58)

Account Number	Account Description	Revised Budget	Expended During Month	Expenditures to Date	% of Budget	Balance at EOM	P/ O Outstanding	Unencumbered Balance
01 2220 122 004	LIBRARY - SUB AIDES HE	0.00	0.00	3,835.17	0.00	(3,835.17)	0.00	(3,835.17)
01 2220 122 005	LIBRARY - SUB AIDES BMS	0.00	0.00	166.40	0.00	(166.40)	0.00	(166.40)
01 2220 122 006	LIBRARY - SUB AIDES AP	214.97	0.00	97.92	45.55	117.05	0.00	117.05
01 2220 122 007	LIBRARY - SUB AIDES SE	0.00	0.00	802.40	0.00	(802.40)	0.00	(802.40)
01 2220 123 001	LIBRARY - SUB TEACHERS HS	1,360.12	0.00	1,567.50	115.25	(207.38)	0.00	(207.38)
01 2220 123 002	LIBRARY - SUB TEACHERS BE	510.05	0.00	1,485.00	291.15	(974.95)	0.00	(974.95)
01 2220 123 003	LIBRARY - SUB TEACHERS PC	2,278.09	0.00	2,392.50	105.02	(114.41)	0.00	(114.41)
01 2220 123 004	LIBRARY - SUB TEACHERS HE	595.05	0.00	1,650.00	277.29	(1,054.95)	0.00	(1,054.95)
01 2220 123 005	LIBRARY - SUB TEACHERS BMS	3,230.29	0.00	1,650.00	51.08	1,580.29	0.00	1,580.29
01 2220 123 006	LIBRARY - SUB TEACHERS AP	5,185.46	0.00	2,062.50	39.77	3,122.96	0.00	3,122.96
01 2220 123 007	LIBRARY - SUB TEACHERS SE	1,190.11	0.00	1,155.00	97.05	35.11	0.00	35.11
01 2220 123 008	LIBRARY - SUB TEACHERS BSMS	0.00	0.00	0.00	0.00	0.00	0.00	0.00
01 2220 150 005	ADD'L COMP NON-INSTR BMS	0.00	0.00	0.00	0.00	0.00	0.00	0.00
01 2220 150 008	ADD'L COMP NON-INSTR BSMS	0.00	0.00	0.00	0.00	0.00	0.00	0.00
01 2220 151 001	LIBRARY - ADD'L COMP TEACHERS HS	162.47	16.73	200.76	123.57	(38.29)	0.00	(38.29)
01 2220 151 002	LIBRARY - ADD'L COMP TEACHERS BE	130.61	13.78	165.36	126.61	(34.75)	0.00	(34.75)
01 2220 151 003	LIBRARY - ADD'L COMP TEACHERS PC	166.45	17.14	205.68	123.57	(39.23)	0.00	(39.23)
01 2220 151 004	LIBRARY - ADD'L COMP TEACHERS HE	173.99	14.11	169.32	97.32	4.67	0.00	4.67
01 2220 151 005	LIBRARY - ADD'L COMP TEACHERS BMS	72.03	6.15	156.28	216.97	(84.25)	0.00	(84.25)
01 2220 151 006	LIBRARY - ADD'L COMP TEACHERS AP	180.72	14.93	179.16	99.14	1.56	0.00	1.56
01 2220 151 007	LIBRARY - ADD'L COMP TEACHERS SE	133.80	14.93	179.16	133.90	(45.36)	0.00	(45.36)
01 2220 151 008	LIBRARY - ADD'L COMP TEACHERS BSMS	0.00	6.15	156.28	0.00	(156.28)	0.00	(156.28)
01 2220 152 002	LIBRARY - ADD'L COMP AIDES BE	0.00	0.00	84.51	0.00	(84.51)	0.00	(84.51)
01 2220 152 003	LIBRARY - ADD'L COMP AIDES PC	20.09	0.00	0.00	0.00	20.09	0.00	20.09
01 2220 152 004	LIBRARY - ADD'L COMP AIDES HE	0.00	0.00	15.27	0.00	(15.27)	0.00	(15.27)
01 2220 152 006	LIBRARY - ADD'L COMP AIDES AP	0.00	0.00	0.00	0.00	0.00	0.00	0.00
01 2220 152 007	LIBRARY - ADD'L COMP AIDES SE	43.16	0.00	53.64	124.28	(10.48)	0.00	(10.48)
01 2220 211 001	LIBRARY - GROUP INS TEACHERS HS	27,443.38	2,286.84	27,436.88	99.98	6.50	0.00	6.50
01 2220 211 002	LIBRARY - GROUP INS TEACHERS BE	27,443.38	2,286.84	27,436.88	99.98	6.50	0.00	6.50
01 2220 211 003	LIBRARY - GROUP INS TEACHERS PC	9,567.80	740.05	8,875.40	92.76	692.40	0.00	692.40
01 2220 211 004	LIBRARY - GROUP INS TEACHERS HE	27,205.15	2,286.84	27,436.88	100.85	(231.73)	0.00	(231.73)
01 2220 211 005	LIBRARY - GROUP INS TEACHERS BMS	36.23	2.60	28.60	78.94	7.63	0.00	7.63
01 2220 211 006	LIBRARY - GROUP INS TEACHERS AP	27,443.38	2,286.84	27,436.88	99.98	6.50	0.00	6.50
01 2220 211 007	LIBRARY - GROUP INS TEACHERS SE	24,394.98	1,971.78	23,656.16	96.97	738.82	0.00	738.82
01 2220 211 008	LIBRARY - GROUP INS TEACHERS BSMS	36.23	2.60	28.60	78.94	7.63	0.00	7.63
01 2220 212 002	LIBRARY - GROUP INS AIDES BE	45.43	0.00	49.47	108.89	(4.04)	0.00	(4.04)
01 2220 212 003	LIBRARY - GROUP INS AIDES PC	71.63	0.00	26.00	36.30	45.63	0.00	45.63
01 2220 212 004	LIBRARY - GROUP INS AIDES HE	71.63	0.00	41.60	58.08	30.03	0.00	30.03
01 2220 212 005	LIBRARY - GROUP INS AIDES BMS	32.57	2.60	28.61	87.84	3.96	0.00	3.96
01 2220 212 006	LIBRARY - GROUP INS AIDES AP	71.63	0.00	0.00	0.00	71.63	0.00	71.63
01 2220 212 007	LIBRARY - GROUP INS AIDES SE	67.98	5.20	54.53	80.21	13.45	0.00	13.45
01 2220 212 008	LIBRARY - GROUP INS AIDES BSMS	32.27	2.60	28.59	88.60	3.68	0.00	3.68
01 2220 221 001	LIBRARY - SOC SEC TEACHERS HS	6,004.10	482.44	5,789.23	96.42	214.87	0.00	214.87
01 2220 221 002	LIBRARY - SOC SEC TEACHERS BE	4,786.20	396.88	4,762.50	99.50	23.70	0.00	23.70
01 2220 221 003	LIBRARY - SOC SEC TEACHERS PC	6,026.16	480.87	5,778.15	95.88	248.01	0.00	248.01
01 2220 221 004	LIBRARY - SOC SEC TEACHERS HE	5,214.96	396.35	4,756.15	91.20	458.81	0.00	458.81
01 2220 221 005	LIBRARY - SOC SEC TEACHERS BMS	2,972.74	237.00	2,850.33	95.88	122.41	0.00	122.41
01 2220 221 006	LIBRARY - SOC SEC TEACHERS AP	4,244.23	430.76	5,169.02	121.79	(924.79)	0.00	(924.79)
01 2220 221 007	LIBRARY - SOC SEC TEACHERS SE	4,945.83	415.98	4,991.75	100.93	(45.92)	0.00	(45.92)
01 2220 221 008	LIBRARY - SOC SEC TEACHERS BSMS	2,972.76	237.00	2,850.34	95.88	122.42	0.00	122.42
01 2220 222 002	LIBRARY - SOC SEC AIDES BE	1,039.52	0.00	1,216.09	116.99	(176.57)	0.00	(176.57)
01 2220 222 003	LIBRARY - SOC SEC AIDES PC	1,291.37	0.00	1,397.24	108.20	(105.87)	0.00	(105.87)
01 2220 222 004	LIBRARY - SOC SEC AIDES HE	1,416.84	0.00	1,494.91	105.51	(78.07)	0.00	(78.07)
01 2220 222 005	LIBRARY - SOC SEC AIDES BMS	739.45	0.00	741.37	100.26	(1.92)	0.00	(1.92)
01 2220 222 006	LIBRARY - SOC SEC AIDES AP	1,391.54	0.00	1,278.54	91.88	113.00	0.00	113.00







Account Number	Account Description	Revised Budget	Expended During Month	Expenditures to Date	% of Budget	Balance at EOM	P/ O Outstanding	Unencumbered Balance
01 2240 230 000	STU ASSESS - RETIREMENT NON-INSTR DIST	0.00	0.00	0.00	0.00	0.00	0.00	0.00
01 2240 237 000	STU ASSESS - INCR RET CONTR DIST	0.00	0.00	0.00	0.00	0.00	0.00	0.00
01 2240 280 000	STU ASSESS - HEALTH BEN NON-INSTR DIST	0.00	0.00	0.00	0.00	0.00	0.00	0.00
2240	STUDENT ASSESSMENT	0.00	0.00	0.00	0.00	0.00	0.00	0.00
2310	BOARD OF EDUCATION							
01 2310 314 000	BOARD OF ED - LOBBYIST FEES	0.00	0.00	0.00	0.00	0.00	0.00	0.00
01 2310 340 000	BOARD OF ED - OTHER PROF SERVICES	0.00	0.00	0.00	0.00	0.00	0.00	0.00
01 2310 521 000	BOARD OF ED - FIDELITY BOND PREMIUMS	0.00	0.00	0.00	0.00	0.00	0.00	0.00
01 2310 540 000	BOARD OF ED - ADVERTISING	8,000.00	511.32	5,527.34	69.09	2,472.66	0.00	2,472.66
01 2310 580 000	BOARD OF ED - TRAVEL & MILEAGE	0.00	0.00	0.00	0.00	0.00	0.00	0.00
01 2310 610 000	BOARD OF ED - SUPPLIES	1,000.00	35.99	3,266.70	326.67	(2,266.70)	0.00	(2,266.70)
01 2310 733 000	BOARD OF ED - FURN & EQUIP	500.00	0.00	0.00	0.00	500.00	0.00	500.00
01 2310 735 000	BOARD OF ED - SOFTWARE	20,000.00	10,836.00	17,066.00	85.33	2,934.00	0.00	2,934.00
01 2310 810 000	BOARD OF ED - DUES & FEES	24,000.00	20,343.32	34,545.78	143.94	(10,545.78)	0.00	(10,545.78)
01 2310 820 000	BOARD OF ED - JUDGEMENTS/SETTLEMENTS	0.00	0.00	3,098.00	0.00	(3,098.00)	0.00	(3,098.00)
01 2310 890 000	BOARD OF ED - OTHER MISC	0.00	63.97	653.45	0.00	(653.45)	0.00	(653.45)
2310	BOARD OF EDUCATION	53,500.00	31,790.60	64,157.27	119.92	(10,657.27)	0.00	(10,657.27)
2320	EXECUTIVE ADMINISTRATION							
01 2320 105 000	EXEC ADMIN - SALARY OF SUPERINTENDENT	225,000.00	19,595.34	227,072.04	100.92	(2,072.04)	0.00	(2,072.04)
01 2320 110 000	EXEC ADMIN - SALARIES NON-INSTR	63,355.02	5,034.24	58,564.97	92.44	4,790.05	0.00	4,790.05
01 2320 111 000	EXEC ADMIN - PROF STAFF SALARIES	320,455.71	24,787.50	312,872.92	97.63	7,582.79	0.00	7,582.79
01 2320 130 000	EXEC ADMIN - OT SALARIES NON-INSTR	2,221.83	0.00	913.14	41.10	1,308.69	0.00	1,308.69
01 2320 150 000	EXEC ADMIN - ADD'L COMP NON-INSTR	121.40	116.15	257.39	212.02	(135.99)	0.00	(135.99)
01 2320 151 000	EXEC ADMIN - ADD'L COMP PROF STAFF	637.62	2,063.12	9,012.22	1,413.42	(8,374.60)	0.00	(8,374.60)
01 2320 155 000	EXEC ADMIN - ADD'L COMP SUPT.	384.24	850.00	14,695.76	3,824.63	(14,311.52)	0.00	(14,311.52)
01 2320 210 000	EXEC ADMIN - GROUP INS NON-INSTR	71.63	5.20	57.20	79.85	14.43	0.00	14.43
01 2320 211 000	EXEC ADMIN - GROUP INS PROF STAFF	44,539.95	3,830.04	44,420.86	99.73	119.09	0.00	119.09
01 2320 215 000	EXEC ADMIN - GROUP INS SUPERINTENDENT	31,300.56	2,452.36	28,070.40	89.68	3,230.16	0.00	3,230.16
01 2320 220 000	EXEC ADMIN - SOC SEC NON-INSTR	5,194.49	429.84	4,999.83	96.25	194.66	0.00	194.66
01 2320 221 000	EXEC ADMIN - SOC SEC PROF STAFF	23,521.76	1,984.57	24,041.02	102.21	(519.26)	0.00	(519.26)
01 2320 225 000	EXEC ADMIN - SOC SEC SUPERINTENDENT	17,300.07	1,538.80	18,198.48	105.19	(898.41)	0.00	(898.41)
01 2320 230 000	EXEC ADMIN - RETIREMENT NON-INSTR	4,668.31	370.02	4,371.66	93.65	296.65	0.00	296.65
01 2320 231 000	EXEC ADMIN - RETIREMENT PROF STAFF	23,850.04	1,968.88	23,143.11	97.04	706.93	0.00	706.93
01 2320 235 000	EXEC ADMIN - RETIREMENT SUPERINTENDENT	17,388.63	1,433.25	16,647.80	95.74	740.83	0.00	740.83
01 2320 237 000	EXEC ADMIN - INCR RET CONTR	15,788.21	1,297.31	15,188.28	96.20	599.93	0.00	599.93
01 2320 280 000	EXEC ADMIN - HEALTH BEN NON-INSTR	4,107.64	475.00	5,700.00	138.77	(1,592.36)	0.00	(1,592.36)
01 2320 281 000	EXEC ADMIN - HEALTH BENEFITS PROF STAFF	3,172.45	630.12	4,095.78	129.10	(923.33)	0.00	(923.33)
01 2320 580 000	EXEC ADMIN - TRAVEL & MILEAGE	7,000.00	620.65	7,327.18	104.67	(327.18)	0.00	(327.18)
01 2320 610 000	EXEC ADMIN - SUPPLIES	1,000.00	75.94	1,072.41	107.24	(72.41)	0.00	(72.41)
01 2320 734 000	EXEC ADMIN - HARDWARE	0.00	0.00	0.00	0.00	0.00	0.00	0.00
01 2320 810 000	EXEC ADMIN - DUES & FEES	13,000.00	250.00	13,072.09	100.55	(72.09)	0.00	(72.09)
01 2320 890 000	EXEC ADMIN - OTHER MISC	0.00	0.00	1,607.32	0.00	(1,607.32)	0.00	(1,607.32)
2320	EXECUTIVE ADMINISTRATION	824,079.56	69,808.33	835,401.86	101.37	(11,322.30)	0.00	(11,322.30)
2330	DISTRICT LEGAL SERVICES							
01 2330 314 000	DISTRICT LEGAL SERVICES - LOBBYIST FEES	25,000.00	6,750.00	27,200.00	108.80	(2,200.00)	0.00	(2,200.00)
01 2330 317 000	DISTRICT LEGAL SERVICES	135,000.00	2,309.50	57,456.75	42.56	77,543.25	0.00	77,543.25
2330	DISTRICT LEGAL SERVICES	160,000.00	9,059.50	84,656.75	52.91	75,343.25	0.00	75,343.25
2410	OFFICE OF THE PRINCIPAL							
01 2410 110 001	OFF/PRINCIPAL - SALARIES NON-INSTR HS	114,976.95	1,890.31	95,944.21	83.45	19,032.74	0.00	19,032.74
01 2410 110 002	OFF/PRINCIPAL - SALARIES NON-INSTR BE	40,533.95	723.75	29,041.15	71.65	11,492.80	0.00	11,492.80
01 2410 110 003	OFF/PRINCIPAL - SALARIES NON-INSTR PC	151,450.33	8,363.06	138,007.44	91.12	13,442.89	0.00	13,442.89
01 2410 110 004	OFF/PRINCIPAL - SALARIES NON-INSTR HE	39,174.55	982.35	31,100.97	79.39	8,073.58	0.00	8,073.58
01 2410 110 005	OFF/PRINCIPAL - SALARIES NON-INSTR BMS	75,643.00	1,217.71	60,407.38	79.86	15,235.62	0.00	15,235.62
01 2410 110 006	OFF/PRINCIPAL - SALARIES NON-INSTR AP	43,943.23	1,406.99	32,059.44	72.96	11,883.79	0.00	11,883.79

Account Number	Account Description	Revised Budget	Expended During Month	Expenditures to Date	% of Budget	Balance at EOM	P/ O Outstanding	Unencumbered Balance
01 2410 110 007	OFF/PRINCIPAL - SALARIES NON-INSTR SE	47,829.65	868.78	33,922.12	70.92	13,907.53	0.00	13,907.53
01 2410 110 008	OFF/PRINCIPAL - SALARIES NON-INSTR BSMS	74,473.21	900.33	57,165.65	76.76	17,307.56	0.00	17,307.56
01 2410 111 001	OFF/PRINCIPAL - SALARIES PRINCIPAL HS	295,200.21	24,890.63	288,170.13	97.62	7,030.08	0.00	7,030.08
01 2410 111 002	OFF/PRINCIPAL - SALARIES PRINCIPAL BE	103,839.06	8,408.33	97,072.91	93.48	6,766.15	0.00	6,766.15
01 2410 111 003	OFF/PRINCIPAL - SALARIES PRINCIPAL PC	107,275.95	8,593.75	99,435.38	92.69	7,840.57	0.00	7,840.57
01 2410 111 004	OFF/PRINCIPAL - SALARIES PRINCIPAL HE	99,805.72	8,408.33	97,325.00	97.51	2,480.72	0.00	2,480.72
01 2410 111 005	OFF/PRINCIPAL - SALARIES PRINCIPAL BMS	196,128.67	14,568.75	191,789.09	97.79	4,339.58	0.00	4,339.58
01 2410 111 006	OFF/PRINCIPAL - SALARIES PRINCIPAL AP	120,734.80	10,400.00	120,400.00	99.72	334.80	0.00	334.80
01 2410 111 007	OFF/PRINCIPAL - SALARIES PRINCIPAL SE	101,576.27	8,666.67	100,333.34	98.78	1,242.93	0.00	1,242.93
01 2410 111 008	OFF/PRINCIPAL - SALARIES PRINCIPAL BSMS	167,381.35	14,035.42	162,489.59	97.08	4,891.76	0.00	4,891.76
01 2410 120 001	OFF/PRINCIPAL - SUBS NON-INSTR HS	0.00	0.00	0.00	0.00	0.00	0.00	0.00
01 2410 120 002	OFF/PRINCIPAL - SUBS NON-INSTR BE	368.75	0.00	1,002.61	271.89	(633.86)	0.00	(633.86)
01 2410 120 003	OFF/PRINCIPAL - SUBS NON-INSTR PC	563.13	0.00	341.41	60.63	221.72	0.00	221.72
01 2410 120 004	OFF/PRINCIPAL - SUBS NON-INSTR HE	327.40	0.00	200.66	61.29	126.74	0.00	126.74
01 2410 120 005	OFF/PRINCIPAL - SUBS NON-INSTR BMS	0.00	0.00	440.18	0.00	(440.18)	0.00	(440.18)
01 2410 120 006	OFF/PRINCIPAL - SUBS NON-INSTR AP	0.00	0.00	0.00	0.00	0.00	0.00	0.00
01 2410 120 007	OFF/PRINCIPAL - SUBS NON-INSTR SE	0.00	0.00	839.78	0.00	(839.78)	0.00	(839.78)
01 2410 120 008	OFF/PRINCIPAL - SUBS NON-INSTR BSMS	0.00	0.00	0.00	0.00	0.00	0.00	0.00
01 2410 130 001	OFF/PRINCIPAL - OT NON-INSTR HS	3,659.98	0.00	2,711.12	74.07	948.86	0.00	948.86
01 2410 130 002	OFF/PRINCIPAL - OT NON-INSTR BE	3,183.72	0.00	2,423.83	76.13	759.89	0.00	759.89
01 2410 130 003	OFF/PRINCIPAL - OT NON-INSTR PC	492.17	0.00	460.31	93.53	31.86	0.00	31.86
01 2410 130 004	OFF/PRINCIPAL - OT NON-INSTR HE	0.00	0.00	0.00	0.00	0.00	0.00	0.00
01 2410 130 005	OFF/PRINCIPAL - OT NON-INSTR BMS	2,196.89	0.00	1,951.29	88.82	245.60	0.00	245.60
01 2410 130 006	OFF/PRINCIPAL - OT NON-INSTR AP	1,861.92	0.00	2,481.32	133.27	(619.40)	0.00	(619.40)
01 2410 130 007	OFF/PRINCIPAL - OT NON-INSTR SE	3,229.26	0.00	2,740.84	84.88	488.42	0.00	488.42
01 2410 130 008	OFF/PRINCIPAL - OT NON-INSTR BSMS	3,505.75	0.00	2,049.85	58.47	1,455.90	0.00	1,455.90
01 2410 150 001	OFF/PRINCIPAL - ADD'L COMP NON-INSTR HS	208.69	21.88	262.56	125.81	(53.87)	0.00	(53.87)
01 2410 150 002	OFF/PRINCIPAL - ADD'L COMP NON-INSTR BE	60.67	6.48	77.76	128.17	(17.09)	0.00	(17.09)
01 2410 150 003	OFF/PRINCIPAL - ADD'L COMP NON-INSTR PC	172.97	30.60	367.20	212.29	(194.23)	0.00	(194.23)
01 2410 150 004	OFF/PRINCIPAL - ADD'L COMP NON-INSTR HE	62.48	6.66	79.92	127.91	(17.44)	0.00	(17.44)
01 2410 150 005	OFF/PRINCIPAL - ADD'L COMP NON-INSTR BMS	61.75	7.24	159.24	257.88	(97.49)	0.00	(97.49)
01 2410 150 006	OFF/PRINCIPAL - ADD'L COMP NON-INSTR AP	64.28	6.84	82.08	127.69	(17.80)	0.00	(17.80)
01 2410 150 007	OFF/PRINCIPAL - ADD'L COMP NON-INSTR SE	74.03	174.91	259.83	350.98	(185.80)	0.00	(185.80)
01 2410 150 008	OFF/PRINCIPAL - ADD'L COMP NON-INSTR BSMS	21.43	13.11	157.32	734.11	(135.89)	0.00	(135.89)
01 2410 151 001	OFF/PRINCIPAL - ADD'L COMP PRINCIPAL HS	591.16	40.52	1,677.07	283.69	(1,085.91)	0.00	(1,085.91)
01 2410 151 002	OFF/PRINCIPAL - ADD'L COMP PRINCIPAL BE	198.62	20.96	251.52	126.63	(52.90)	0.00	(52.90)
01 2410 151 003	OFF/PRINCIPAL - ADD'L COMP PRINCIPAL PC	263.68	21.47	257.64	97.71	6.04	0.00	6.04
01 2410 151 004	OFF/PRINCIPAL - ADD'L COMP PRINCIPAL HE	357.95	21.02	252.24	70.47	105.71	0.00	105.71
01 2410 151 005	OFF/PRINCIPAL - ADD'L COMP PRINCIPAL BMS	453.67	41.89	902.68	198.97	(449.01)	0.00	(449.01)
01 2410 151 006	OFF/PRINCIPAL - ADD'L COMP PRINCIPAL AP	247.91	26.00	812.00	327.54	(564.09)	0.00	(564.09)
01 2410 151 007	OFF/PRINCIPAL - ADD'L COMP PRINCIPAL SE	213.09	21.67	260.04	122.03	(46.95)	0.00	(46.95)
01 2410 151 008	OFF/PRINCIPAL - ADD'L COMP PRINCIPAL BSMS	408.23	35.09	1,421.08	348.11	(1,012.85)	0.00	(1,012.85)
01 2410 210 001	OFF/PRINCIPAL - GROUP INS NON-INSTR HS	214.89	73.61	867.72	403.80	(652.83)	0.00	(652.83)
01 2410 210 002	OFF/PRINCIPAL - GROUP INS NON-INSTR BE	71.63	5.20	57.20	79.85	14.43	0.00	14.43
01 2410 210 003	OFF/PRINCIPAL - GROUP INS NON-INSTR PC	23,754.93	1,982.18	23,770.56	100.07	(15.63)	0.00	(15.63)
01 2410 210 004	OFF/PRINCIPAL - GROUP INS NON-INSTR HE	1,341.12	5.20	57.20	4.27	1,283.92	0.00	1,283.92
01 2410 210 005	OFF/PRINCIPAL - GROUP INS NON-INSTR BMS	11,075.58	857.02	10,273.84	92.76	801.74	0.00	801.74
01 2410 210 006	OFF/PRINCIPAL - GROUP INS NON-INSTR AP	71.63	5.20	57.20	79.85	14.43	0.00	14.43
01 2410 210 007	OFF/PRINCIPAL - GROUP INS NON-INSTR SE	11,003.96	851.82	10,216.64	92.85	787.32	0.00	787.32
01 2410 210 008	OFF/PRINCIPAL - GROUP INS NON-INSTR BSMS	779.96	10.40	114.40	14.67	665.56	0.00	665.56
01 2410 211 001	OFF/PRINCIPAL - GROUP INS PRINCIPAL HS	52,273.67	4,290.23	51,469.76	98.46	803.91	0.00	803.91
01 2410 211 002	OFF/PRINCIPAL - GROUP INS PRINCIPAL BE	71.63	5.20	57.20	79.85	14.43	0.00	14.43
01 2410 211 003	OFF/PRINCIPAL - GROUP INS PRINCIPAL PC	27,953.42	2,286.84	27,436.88	98.15	516.54	0.00	516.54
01 2410 211 004	OFF/PRINCIPAL - GROUP INS PRINCIPAL HE	24,106.01	1,971.78	23,656.16	98.13	449.85	0.00	449.85
01 2410 211 005	OFF/PRINCIPAL - GROUP INS PRINCIPAL BMS	123.86	7.80	98.69	79.68	25.17	0.00	25.17

Account Number	Account Description	Revised Budget	Expended During Month	Expenditures to Date	% of Budget	Balance at EOM	P/ O Outstanding	Unencumbered Balance
01 2410 211 006	OFF/PRINCIPAL - GROUP INS PRINCIPAL AP	27,443.38	2,286.84	27,436.88	99.98	6.50	0.00	6.50
01 2410 211 007	OFF/PRINCIPAL - GROUP INS PRINCIPAL SE	22,181.91	1,971.78	23,656.16	106.65	(1,474.25)	0.00	(1,474.25)
01 2410 211 008	OFF/PRINCIPAL - GROUP INS PRINCIPAL BSMS	40,460.58	3,430.27	41,155.44	101.72	(694.86)	0.00	(694.86)
01 2410 220 001	OFF/PRINCIPAL - SOC SEC NON-INSTR HS	8,915.02	223.57	8,494.86	95.29	420.16	0.00	420.16
01 2410 220 002	OFF/PRINCIPAL - SOC SEC NON-INSTR BE	2,460.83	55.87	2,489.81	101.18	(28.98)	0.00	(28.98)
01 2410 220 003	OFF/PRINCIPAL - SOC SEC NON-INSTR PC	11,572.08	670.06	10,982.34	94.90	589.74	0.00	589.74
01 2410 220 004	OFF/PRINCIPAL - SOC SEC NON-INSTR HE	3,647.33	107.54	2,783.17	76.31	864.16	0.00	864.16
01 2410 220 005	OFF/PRINCIPAL - SOC SEC NON-INSTR BMS	5,757.57	161.92	5,628.89	97.77	128.68	0.00	128.68
01 2410 220 006	OFF/PRINCIPAL - SOC SEC NON-INSTR AP	2,991.12	140.03	3,031.15	101.34	(40.03)	0.00	(40.03)
01 2410 220 007	OFF/PRINCIPAL - SOC SEC NON-INSTR SE	2,962.67	79.84	2,888.86	97.51	73.81	0.00	73.81
01 2410 220 008	OFF/PRINCIPAL - SOC SEC NON-INSTR BSMS	5,274.01	101.76	4,924.62	93.38	349.39	0.00	349.39
01 2410 221 001	OFF/PRINCIPAL - SOC SEC PRINCIPAL HS	22,437.44	1,907.02	22,170.90	98.81	266.54	0.00	266.54
01 2410 221 002	OFF/PRINCIPAL - SOC SEC PRINCIPAL BE	8,168.65	713.05	8,263.88	101.17	(95.23)	0.00	(95.23)
01 2410 221 003	OFF/PRINCIPAL - SOC SEC PRINCIPAL PC	8,015.29	649.52	7,511.93	93.72	503.36	0.00	503.36
01 2410 221 004	OFF/PRINCIPAL - SOC SEC PRINCIPAL HE	7,255.31	612.35	7,074.63	97.51	180.68	0.00	180.68
01 2410 221 005	OFF/PRINCIPAL - SOC SEC PRINCIPAL BMS	15,130.43	1,135.40	14,908.79	98.54	221.64	0.00	221.64
01 2410 221 006	OFF/PRINCIPAL - SOC SEC PRINCIPAL AP	9,354.49	789.51	9,175.77	98.09	178.72	0.00	178.72
01 2410 221 007	OFF/PRINCIPAL - SOC SEC PRINCIPAL SE	8,106.37	648.42	7,500.66	92.53	605.71	0.00	605.71
01 2410 221 008	OFF/PRINCIPAL - SOC SEC PRINCIPAL BSMS	13,120.83	1,063.81	12,388.14	94.42	732.69	0.00	732.69
01 2410 230 001	OFF/PRINCIPAL - RETIREMENT NON-INSTR HS	7,764.67	138.94	7,251.18	93.39	513.49	0.00	513.49
01 2410 230 002	OFF/PRINCIPAL - RETIREMENT NON-INSTR BE	2,402.61	53.20	2,310.51	96.17	92.10	0.00	92.10
01 2410 230 003	OFF/PRINCIPAL - RETIREMENT NON-INSTR PC	6,219.41	614.69	10,177.40	163.64	(3,957.99)	0.00	(3,957.99)
01 2410 230 004	OFF/PRINCIPAL - RETIREMENT NON-INSTR HE	6,380.15	51.08	2,210.31	34.64	4,169.84	0.00	4,169.84
01 2410 230 005	OFF/PRINCIPAL - RETIREMENT NON-INSTR BMS	4,848.93	89.50	4,583.38	94.52	265.55	0.00	265.55
01 2410 230 006	OFF/PRINCIPAL - RETIREMENT NON-INSTR AP	2,557.65	103.41	2,538.74	99.26	18.91	0.00	18.91
01 2410 230 007	OFF/PRINCIPAL - RETIREMENT NON-INSTR SE	2,902.16	63.86	2,694.72	92.85	207.44	0.00	207.44
01 2410 230 008	OFF/PRINCIPAL - RETIREMENT NON-INSTR BSMS	4,852.00	66.17	4,352.31	89.70	499.69	0.00	499.69
01 2410 231 001	OFF/PRINCIPAL - RETIREMENT PRINCIPAL HS	22,113.53	1,829.47	21,180.64	95.78	932.89	0.00	932.89
01 2410 231 002	OFF/PRINCIPAL - RETIREMENT PRINCIPAL BE	7,429.38	618.01	7,134.85	96.04	294.53	0.00	294.53
01 2410 231 003	OFF/PRINCIPAL - RETIREMENT PRINCIPAL PC	8,179.49	631.64	7,308.50	89.35	870.99	0.00	870.99
01 2410 231 004	OFF/PRINCIPAL - RETIREMENT PRINCIPAL HE	8,074.96	618.01	7,153.34	88.59	921.62	0.00	921.62
01 2410 231 005	OFF/PRINCIPAL - RETIREMENT PRINCIPAL BMS	14,687.63	1,070.80	14,096.54	95.98	591.09	0.00	591.09
01 2410 231 006	OFF/PRINCIPAL - RETIREMENT PRINCIPAL AP	9,273.25	764.40	8,849.40	95.43	423.85	0.00	423.85
01 2410 231 007	OFF/PRINCIPAL - RETIREMENT PRINCIPAL SE	7,970.96	637.00	7,374.50	92.52	596.46	0.00	596.46
01 2410 231 008	OFF/PRINCIPAL - RETIREMENT PRINCIPAL BSMS	12,382.36	1,031.61	11,942.96	96.45	439.40	0.00	439.40
01 2410 237 001	OFF/PRINCIPAL - INCR RET CONTR HS	10,275.50	676.97	9,778.24	95.16	497.26	0.00	497.26
01 2410 237 002	OFF/PRINCIPAL - INCR RET CONTR BE	3,381.43	230.84	3,248.44	96.07	132.99	0.00	132.99
01 2410 237 003	OFF/PRINCIPAL - INCR RET CONTR PC	5,639.84	428.63	6,013.78	106.63	(373.94)	0.00	(373.94)
01 2410 237 004	OFF/PRINCIPAL - INCR RET CONTR HE	4,315.28	230.12	3,220.34	74.63	1,094.94	0.00	1,094.94
01 2410 237 005	OFF/PRINCIPAL - INCR RET CONTR BMS	6,719.03	399.04	6,424.33	95.61	294.70	0.00	294.70
01 2410 237 006	OFF/PRINCIPAL - INCR RET CONTR AP	4,068.92	298.46	3,916.59	96.26	152.33	0.00	152.33
01 2410 237 007	OFF/PRINCIPAL - INCR RET CONTR SE	3,739.48	241.04	3,462.98	92.61	276.50	0.00	276.50
01 2410 237 008	OFF/PRINCIPAL - INCR RET CONTR BSMS	6,271.20	377.55	5,604.27	89.37	666.93	0.00	666.93
01 2410 280 001	OFF/PRINCIPAL - HEALTH BEN NON-INSTR HS	10,809.57	1,191.88	14,303.88	132.33	(3,494.31)	0.00	(3,494.31)
01 2410 280 002	OFF/PRINCIPAL - HEALTH BEN NON-INSTR BE	0.00	0.00	0.00	0.00	0.00	0.00	0.00
01 2410 280 003	OFF/PRINCIPAL - HEALTH BEN NON-INSTR PC	4,972.61	1,148.32	13,780.72	277.13	(8,808.11)	0.00	(8,808.11)
01 2410 280 004	OFF/PRINCIPAL - HEALTH BEN NON-INSTR HE	4,981.07	416.63	5,000.00	100.38	(18.93)	0.00	(18.93)
01 2410 280 005	OFF/PRINCIPAL - HEALTH BEN NON-INSTR BMS	7,710.83	891.63	10,700.00	138.77	(2,989.17)	0.00	(2,989.17)
01 2410 280 006	OFF/PRINCIPAL - HEALTH BEN NON-INSTR AP	3,603.19	416.63	5,000.00	138.77	(1,396.81)	0.00	(1,396.81)
01 2410 280 007	OFF/PRINCIPAL - HEALTH BEN NON-INSTR SE	0.00	0.00	0.00	0.00	0.00	0.00	0.00
01 2410 280 008	OFF/PRINCIPAL - HEALTH BEN NON-INSTR BSMS	3,785.71	416.63	5,000.00	132.08	(1,214.29)	0.00	(1,214.29)
01 2410 281 001	OFF/PRINCIPAL - HEALTH BEN PRINCIPAL HS	4,344.50	523.55	6,282.60	144.61	(1,938.10)	0.00	(1,938.10)
01 2410 281 002	OFF/PRINCIPAL - HEALTH BEN PRINCIPAL BE	7,710.83	891.63	10,700.00	138.77	(2,989.17)	0.00	(2,989.17)
01 2410 281 003	OFF/PRINCIPAL - HEALTH BEN PRINCIPAL PC	1,151.32	0.00	0.00	0.00	1,151.32	0.00	1,151.32
01 2410 281 004	OFF/PRINCIPAL - HEALTH BEN PRINCIPAL HE	211.80	315.06	3,780.72	1,785.04	(3,568.92)	0.00	(3,568.92)

Account Number	Account Description	Revised Budget	Expended During Month	Expenditures to Date	% of Budget	Balance at EOM	P/ O Outstanding	Unencumbered Balance
01 2410 281 005	OFF/PRINCIPAL - HEALTH BEN PRINCIPAL BMS	3,080.73	356.25	4,275.00	138.77	(1,194.27)	0.00	(1,194.27)
01 2410 281 006	OFF/PRINCIPAL - HEALTH PRINCIPAL AP	0.00	0.00	0.00	0.00	0.00	0.00	0.00
01 2410 281 007	OFF/PRINCIPAL - HEALTH PRINCIPAL SE	3,977.13	315.06	3,780.72	95.06	196.41	0.00	196.41
01 2410 281 008	OFF/PRINCIPAL - HEALTH BEN PRINCIPAL BSMS	2,329.75	0.00	0.00	0.00	2,329.75	0.00	2,329.75
01 2410 580 001	OFF/PRINCIPAL - TRAVEL & MILEAGE HS	6,000.00	0.00	6,292.05	105.19	(292.05)	19.57	(311.62)
01 2410 580 002	OFF/PRINCIPAL - TRAVEL & MILEAGE BE	500.00	0.00	0.00	0.00	500.00	0.00	500.00
01 2410 580 003	OFF/PRINCIPAL - TRAVEL & MILEAGE PC	500.00	0.00	296.46	59.29	203.54	0.00	203.54
01 2410 580 004	OFF/PRINCIPAL - TRAVEL & MILEAGE HE	500.00	0.00	0.00	0.00	500.00	0.00	500.00
01 2410 580 005	OFF/PRINCIPAL - TRAVEL & MILEAGE BMS	500.00	0.00	132.55	26.51	367.45	0.00	367.45
01 2410 580 006	OFF/PRINCIPAL - TRAVEL & MILEAGE AP	500.00	0.00	0.00	0.00	500.00	0.00	500.00
01 2410 580 007	OFF/PRINCIPAL - TRAVEL & MILEAGE SE	500.00	0.00	0.00	0.00	500.00	0.00	500.00
01 2410 580 008	OFF/PRINCIPAL - TRAVEL & MILEAGE BSMS	500.00	0.00	0.00	0.00	500.00	0.00	500.00
01 2410 610 001	OFF/PRINCIPAL - SUPPLIES HS	2,500.00	0.00	7,715.45	308.62	(5,215.45)	0.00	(5,215.45)
01 2410 610 002	OFF/PRINCIPAL - SUPPLIES BE	2,000.00	1,062.31	2,763.02	143.93	(763.02)	115.62	(878.64)
01 2410 610 003	OFF/PRINCIPAL - SUPPLIES PC	2,000.00	351.85	2,541.24	127.39	(541.24)	6.50	(547.74)
01 2410 610 004	OFF/PRINCIPAL - SUPPLIES HE	2,000.00	67.19	2,559.03	127.95	(559.03)	0.00	(559.03)
01 2410 610 005	OFF/PRINCIPAL - SUPPLIES BMS	2,500.00	1,206.12	2,371.29	94.85	128.71	0.00	128.71
01 2410 610 006	OFF/PRINCIPAL - SUPPLIES AP	2,000.00	0.00	310.46	15.52	1,689.54	0.00	1,689.54
01 2410 610 007	OFF/PRINCIPAL - SUPPLIES SE	2,000.00	68.26	1,187.06	59.35	812.94	0.00	812.94
01 2410 610 008	OFF/PRINCIPAL - SUPPLIES BSMS	2,500.00	0.00	1,799.13	160.21	700.87	2,206.10	(1,505.23)
01 2410 650 001	OFF/PRINCIPAL - SUPPLIES TECH-REL HS	0.00	0.00	0.00	0.00	0.00	0.00	0.00
01 2410 650 002	OFF/PRINCIPAL - SUPPLIES TECH-REL BE	0.00	0.00	0.00	0.00	0.00	0.00	0.00
01 2410 650 003	OFF/PRINCIPAL - SUPPLIES TECH-REL PC	0.00	0.00	0.00	0.00	0.00	0.00	0.00
01 2410 650 004	OFF/PRINCIPAL - SUPPLIES TECH-REL HE	0.00	0.00	0.00	0.00	0.00	0.00	0.00
01 2410 650 005	OFF/PRINCIPAL - SUPPLIES TECH-REL BMS	0.00	0.00	0.00	0.00	0.00	0.00	0.00
01 2410 650 006	OFF/PRINCIPAL - SUPPLIES TECH-REL AP	0.00	0.00	0.00	0.00	0.00	0.00	0.00
01 2410 650 007	OFF/PRINCIPAL - SUPPLIES TECH-REL SE	0.00	0.00	0.00	0.00	0.00	0.00	0.00
01 2410 650 008	OFF/PRINCIPAL - SUPPLIES TECH-REL BSMS	0.00	0.00	0.00	0.00	0.00	0.00	0.00
01 2410 733 001	OFF/PRINCIPAL - FURN & EQUIP HS	0.00	0.00	0.00	0.00	0.00	0.00	0.00
01 2410 733 002	OFF/PRINCIPAL - FURN & EQUIP BE	0.00	0.00	0.00	0.00	0.00	0.00	0.00
01 2410 733 003	OFF/PRINCIPAL - FURN & EQUIP PC	0.00	0.00	169.99	0.00	(169.99)	0.00	(169.99)
01 2410 733 004	OFF/PRINCIPAL - FURN & EQUIP HE	0.00	0.00	209.99	0.00	(209.99)	0.00	(209.99)
01 2410 733 005	OFF/PRINCIPAL - FURN & EQUIP BMS	0.00	0.00	0.00	0.00	0.00	0.00	0.00
01 2410 733 006	OFF/PRINCIPAL - FURN & EQUIP AP	0.00	0.00	0.00	0.00	0.00	0.00	0.00
01 2410 733 007	OFF/PRINCIPAL - FURN & EQUIP SE	0.00	0.00	0.00	0.00	0.00	0.00	0.00
01 2410 733 008	OFF/PRINCIPAL - FURN & EQUIP BSMS	0.00	0.00	0.00	0.00	0.00	0.00	0.00
01 2410 810 001	OFF/PRINCIPAL - DUES & FEES HS	20,000.00	163.32	2,208.32	31.84	17,791.68	4,160.00	13,631.68
01 2410 810 002	OFF/PRINCIPAL - DUES & FEES BE	750.00	0.00	0.00	0.00	750.00	0.00	750.00
01 2410 810 003	OFF/PRINCIPAL - DUES & FEES PC	750.00	0.00	670.00	89.33	80.00	0.00	80.00
01 2410 810 004	OFF/PRINCIPAL - DUES & FEES HE	750.00	0.00	30.00	4.00	720.00	0.00	720.00
01 2410 810 005	OFF/PRINCIPAL - DUES & FEES BMS	750.00	0.00	0.00	0.00	750.00	0.00	750.00
01 2410 810 006	OFF/PRINCIPAL - DUES & FEES AP	750.00	0.00	0.00	0.00	750.00	0.00	750.00
01 2410 810 007	OFF/PRINCIPAL - DUES & FEES SE	750.00	0.00	0.00	0.00	750.00	0.00	750.00
01 2410 810 008	OFF/PRINCIPAL - DUES & FEES BSMS	750.00	0.00	0.00	0.00	750.00	0.00	750.00
01 2410 890 001	OFF/PRINCIPAL - OTHER MISC HS	0.00	0.00	837.09	0.00	(837.09)	126.72	(963.81)
01 2410 890 002	OFF/PRINCIPAL - OTHER MISC BE	0.00	49.87	2,279.70	0.00	(2,279.70)	0.00	(2,279.70)
01 2410 890 003	OFF/PRINCIPAL - OTHER MISC PC	0.00	0.00	172.22	0.00	(172.22)	0.00	(172.22)
01 2410 890 004	OFF/PRINCIPAL - OTHER MISC HE	0.00	27.08	68.40	0.00	(68.40)	694.00	(762.40)
01 2410 890 005	OFF/PRINCIPAL - OTHER MISC BMS	0.00	0.00	1,151.75	0.00	(1,151.75)	0.00	(1,151.75)
01 2410 890 006	OFF/PRINCIPAL - OTHER MISC AP	0.00	0.00	94.10	0.00	(94.10)	0.00	(94.10)
01 2410 890 007	OFF/PRINCIPAL - OTHER MISC SE	0.00	0.00	53.00	0.00	(53.00)	0.00	(53.00)
01 2410 890 008	OFF/PRINCIPAL - OTHER MISC BSMS	0.00	1,367.40	1,689.83	0.00	(1,689.83)	0.00	(1,689.83)
2410	OFFICE OF THE PRINCIPAL	2,464,282.94	166,433.65	2,313,221.53	94.17	151,061.41	7,328.51	143,732.90
2490	SCHOOL ADMIN OTHER							
01 2490 111 001	OTH BLDG ADMIN - SALARIES AD HS	56,398.83	4,617.71	53,465.96	94.80	2,932.87	0.00	2,932.87

Account Number	Account Description	Revised Budget	Expended During Month	Expenditures to Date	% of Budget	Balance at EOM	P/ O Outstanding	Unencumbered Balance
01 2490 111 005	OTH BLDG ADMIN - SALARIES AD BMS	29,723.57	4,370.84	27,488.00	92.48	2,235.57	0.00	2,235.57
01 2490 111 008	OTH BLDG ADMIN - SALARIES AD BSMS	49,597.18	4,068.75	47,106.25	94.98	2,490.93	0.00	2,490.93
01 2490 151 001	OTH BLDG ADMIN - ADD'L COMP AD HS	107.88	11.55	138.60	128.48	(30.72)	0.00	(30.72)
01 2490 151 005	OTH BLDG ADMIN - ADD'L COMP AD BMS	51.82	5.47	465.64	898.57	(413.82)	0.00	(413.82)
01 2490 151 008	OTH BLDG ADMIN - ADD'L COMP AD BSMS	94.18	10.18	122.16	129.71	(27.98)	0.00	(27.98)
01 2490 211 001	OTH BLDG ADMIN - GROUP INS AD HS	435.40	31.60	376.60	86.50	58.80	0.00	58.80
01 2490 211 005	OTH BLDG ADMIN - GROUP INS AD BMS	19.40	2.60	15.71	80.98	3.69	0.00	3.69
01 2490 211 008	OTH BLDG ADMIN - GROUP INS AD BSMS	14,721.62	1,143.41	13,718.32	93.18	1,003.30	0.00	1,003.30
01 2490 220 005	OTH BLDG ADMIN - SOC SEC NON-INSTR BMS	0.00	0.00	0.00	0.00	0.00	0.00	0.00
01 2490 221 001	OTH BLDG ADMIN - SOC SEC AD HS	4,282.73	370.08	4,292.06	100.22	(9.33)	0.00	(9.33)
01 2490 221 005	OTH BLDG ADMIN - SOC SEC AD BMS	2,222.22	335.73	2,194.22	98.74	28.00	0.00	28.00
01 2490 221 008	OTH BLDG ADMIN - SOC SEC AD BSMS	3,536.03	307.52	3,558.82	100.64	(22.79)	0.00	(22.79)
01 2490 231 001	OTH BLDG ADMIN - RETIREMENT AD HS	4,035.18	339.40	3,929.71	97.39	105.47	0.00	105.47
01 2490 231 005	OTH BLDG ADMIN - RETIREMENT AD BMS	2,106.51	321.26	2,020.33	95.91	86.18	0.00	86.18
01 2490 231 008	OTH BLDG ADMIN - RETIREMENT AD BSMS	3,520.98	299.05	3,462.32	98.33	58.66	0.00	58.66
01 2490 237 001	OTH BLDG ADMIN - INCR RET CONTR AD HS	1,387.82	116.72	1,351.47	97.38	36.35	0.00	36.35
01 2490 237 005	OTH BLDG ADMIN - INCR RET CONTR AD BMS	724.44	110.49	694.81	95.91	29.63	0.00	29.63
01 2490 237 008	OTH BLDG ADMIN - INCR RET CONTR AD BSMS	1,210.89	102.85	1,190.75	98.34	20.14	0.00	20.14
01 2490 281 001	OTH BLDG ADMIN - HEALTH BEN AD HS	1,803.04	208.50	2,502.00	138.77	(698.96)	0.00	(698.96)
01 2490 281 005	OTH BLDG ADMIN - HEALTH BEN AD BMS	1,026.91	118.75	1,425.00	138.77	(398.09)	0.00	(398.09)
01 2490 281 008	OTH BLDG ADMIN - HEALTH BEN AD BSMS	0.00	0.00	0.00	0.00	0.00	0.00	0.00
01 2490 810 001	OTH BLDG ADMIN - DUES & FEES HS	0.00	0.00	0.00	0.00	0.00	0.00	0.00
01 2490 810 005	OTH BLDG ADMIN - DUES & FEES BMS	0.00	0.00	0.00	0.00	0.00	435.00	(435.00)
01 2490 810 008	OTH BLDG ADMIN - DUES & FEES BSMS	0.00	0.00	0.00	0.00	0.00	0.00	0.00
2490	SCHOOL ADMIN OTHER	177,006.63	16,892.46	169,518.73	96.02	7,487.90	435.00	7,052.90
2510	FISCAL SERVICES							
01 2510 110 000	FISCAL SERV - SALARIES NON-INSTR	152,534.12	12,330.66	144,783.41	94.92	7,750.71	0.00	7,750.71
01 2510 116 000	FISCAL SERV - SALARIES PROF NON-CERT	123,146.30	9,533.33	110,366.66	89.62	12,779.64	0.00	12,779.64
01 2510 130 000	FISCAL SERV - OT SALARIES NON-INSTR	6,635.09	0.00	5,748.39	86.64	886.70	0.00	886.70
01 2510 150 000	FISCAL SERV - ADD'L COMP NON-INSTR	1,534.17	529.65	6,341.83	413.37	(4,807.66)	0.00	(4,807.66)
01 2510 156 000	FISCAL SERV - ADD'L COMP PROF NON-CERT	141.08	0.00	0.00	0.00	141.08	0.00	141.08
01 2510 210 000	FISCAL SERV - GROUP INS NON-INSTR	3,068.61	862.22	7,113.39	231.81	(4,044.78)	0.00	(4,044.78)
01 2510 216 000	FISCAL SERV - GROUP INS PROF NON-CERT	70.87	5.20	57.20	80.71	13.67	0.00	13.67
01 2510 220 000	FISCAL SERV - SOC SEC NON-INSTR	11,986.81	1,048.35	12,861.90	107.30	(875.09)	0.00	(875.09)
01 2510 226 000	FISCAL SERV - SOC SEC PROF NON-CERT	8,860.38	729.30	8,443.05	95.29	417.33	0.00	417.33
01 2510 230 000	FISCAL SERV - RETIREMENT NON-INSTR	10,658.03	906.30	10,682.59	100.23	(24.56)	0.00	(24.56)
01 2510 236 000	FISCAL SERV - RETIRMENT PROF NON-CERT	8,018.48	700.70	8,111.95	101.17	(93.47)	0.00	(93.47)
01 2510 237 000	FISCAL SERV - INCR RET CONTR	6,423.19	552.68	6,463.87	100.63	(40.68)	0.00	(40.68)
01 2510 280 000	FISCAL SERV - HEALTH BEN NON-INSTR	11,094.85	950.00	12,825.00	115.59	(1,730.15)	0.00	(1,730.15)
01 2510 315 000	FISCAL SERV - AUDITING SERVICES	37,500.00	0.00	35,000.00	93.33	2,500.00	0.00	2,500.00
01 2510 580 000	FISCAL SERV - TRAVEL & MILEAGE	1,500.00	20.10	283.36	18.89	1,216.64	0.00	1,216.64
01 2510 610 000	FISCAL SERV - SUPPLIES	5,000.00	161.94	1,150.15	23.00	3,849.85	0.00	3,849.85
01 2510 733 000	FISCAL SERV - FURN & EQUIP	5,000.00	0.00	0.00	0.00	5,000.00	0.00	5,000.00
01 2510 734 000	FISCAL SERV - HARDWARE	0.00	0.00	451.94	0.00	(451.94)	0.00	(451.94)
01 2510 735 000	FISCAL SERV - SOFTWARE	20,000.00	0.00	16,518.00	82.59	3,482.00	0.00	3,482.00
01 2510 807 000	FISCAL SERV - REVALUED PROPERTY TAXES	0.00	0.00	0.00	0.00	0.00	0.00	0.00
01 2510 810 000	FISCAL SERV - DUES & FEES	10,000.00	280.00	2,586.42	25.86	7,413.58	0.00	7,413.58
01 2510 890 000	FISCAL SERV - OTHER MISC	0.00	0.00	231.83	0.00	(231.83)	0.00	(231.83)
2510	FISCAL SERVICES	423,171.98	28,610.43	390,020.94	92.17	33,151.04	0.00	33,151.04
2520	WAREHOUSE SRVCS							
01 2520 110 000	WAREHOUSE SRVC - SALARIES NON-INSTR	41,129.73	3,778.16	38,502.07	93.61	2,627.66	0.00	2,627.66
01 2520 130 000	WAREHOUSE SRVC - OT SALARIES NON-INSTR	3,881.90	41.33	2,666.20	68.68	1,215.70	0.00	1,215.70
01 2520 150 000	WAREHOUSE SRVC - ADD'L COMP NON-INSTR	74.89	96.72	183.73	245.33	(108.84)	0.00	(108.84)
01 2520 210 000	WAREHOUSE SRVC - GROUP INS NON-INSTR	11,003.96	851.82	10,216.64	92.85	787.32	0.00	787.32

Account Number	Account Description	Revised Budget	Expended During Month	Expenditures to Date	% of Budget	Balance at EOM	P/ O Outstanding	Unencumbered Balance
01 2520 220 000	WAREHOUSE SRVC - SOC SEC NON-INSTR	3,246.46	299.60	3,163.45	97.44	83.01	0.00	83.01
01 2520 230 000	WAREHOUSE SRVC - RETIREMENT NON-INSTR	3,165.30	280.73	3,025.88	95.60	139.42	0.00	139.42
01 2520 237 000	WAREHOUSE SRVC - INCR RET CONTR	1,088.61	96.55	1,040.66	95.60	47.95	0.00	47.95
01 2520 280 000	WAREHOUSE SRVC - HEALTH BEN NON-INSTR	0.00	0.00	0.00	0.00	0.00	0.00	0.00
2520	WAREHOUSE SRVCS	63,590.85	5,444.91	58,798.63	92.46	4,792.22	0.00	4,792.22
2530	PRINTING, PUB & DUPLICATING							
01 2530 550 000	PRINTING, PUBLISHING & DUP - DIST	15,000.00	319.45	15,218.28	101.46	(218.28)	0.00	(218.28)
2530	PRINTING, PUB & DUPLICATING	15,000.00	319.45	15,218.28	101.46	(218.28)	0.00	(218.28)
2560	PUBLIC INFORMATION SERVICES							
01 2560 116 000	PIS - SALARIES PROF NON-CERT DIST	67,713.49	6,000.19	68,250.19	100.79	(536.70)	0.00	(536.70)
01 2560 156 000	PIS - ADD'L COMP PROF NON-CERT DIST	129.51	13.65	163.80	126.48	(34.29)	0.00	(34.29)
01 2560 216 000	PIS - GROUP INS PROF NON-CERT DIST	11,003.96	851.82	10,216.64	92.85	787.32	0.00	787.32
01 2560 226 000	PIS - SOC SEC PROF NON-CERT DIST	4,892.08	459.56	5,227.65	106.86	(335.57)	0.00	(335.57)
01 2560 236 000	PIS - RETIREMENT PROF NON-CERT DIST	4,844.70	441.01	5,016.41	103.54	(171.71)	0.00	(171.71)
01 2560 237 000	PIS - INCR RET CONTR DIST	1,666.18	151.67	1,725.24	103.54	(59.06)	0.00	(59.06)
01 2560 280 000	PIS - HEALTH BEN NON-INSTR DIST	0.00	0.00	0.00	0.00	0.00	0.00	0.00
01 2560 550 000	PIS - PRINTING DIST	0.00	0.00	0.00	0.00	0.00	0.00	0.00
01 2560 580 000	PIS - TRAVEL & MILEAGE	300.00	0.00	74.10	24.70	225.90	0.00	225.90
01 2560 610 000	PIS - SUPPLIES	1,000.00	0.00	270.68	27.07	729.32	0.00	729.32
01 2560 733 000	PIS - FURN & EQUIP	5,000.00	0.00	3,204.00	64.08	1,796.00	0.00	1,796.00
01 2560 734 000	PIS - HARDWARE	0.00	0.00	0.00	0.00	0.00	0.00	0.00
01 2560 735 000	PIS - SOFTWARE	2,000.00	1,360.00	1,828.00	91.40	172.00	0.00	172.00
01 2560 810 000	PIS - DUES & FEES	1,000.00	71.88	416.87	41.69	583.13	0.00	583.13
01 2560 890 000	PIS - OTHER MISC EXP	0.00	0.00	0.00	0.00	0.00	0.00	0.00
2560	PUBLIC INFORMATION SERVICES	99,549.92	9,349.78	96,393.58	96.83	3,156.34	0.00	3,156.34
2570	PERSONNEL SERVICES							
01 2570 540 000	PERSONNEL SERVICES - ADVERTISING	25,000.00	198.00	9,165.15	36.66	15,834.85	0.00	15,834.85
01 2570 610 000	PERSONNEL SERVICES - SUPPLIES	1,500.00	0.00	84.10	5.61	1,415.90	0.00	1,415.90
01 2570 735 000	PERSONNEL SERVICES - SOFTWARE	0.00	0.00	0.00	0.00	0.00	0.00	0.00
01 2570 810 000	PERSONNEL SERVICES - DUES & FEES	10,000.00	2,004.10	8,360.60	83.61	1,639.40	0.00	1,639.40
01 2570 890 000	PERSONNEL SERVICES - OTHER MISC	0.00	0.00	0.00	0.00	0.00	0.00	0.00
2570	PERSONNEL SERVICES	36,500.00	2,202.10	17,609.85	48.25	18,890.15	0.00	18,890.15
2580	ADMIN TECH SERVICES							
01 2580 110 000	ADMIN TECH SERV - SALARIES NON-INSTR	80,906.61	7,349.28	80,938.27	100.04	(31.66)	0.00	(31.66)
01 2580 130 000	ADMIN TECH SERV - OT SALARIES NON-INSTR	356.52	0.00	354.48	99.43	2.04	0.00	2.04
01 2580 150 000	ADMIN TECH SERV - ADD'L COMP NON-INSTR	137.48	9.91	114.92	83.59	22.56	0.00	22.56
01 2580 210 000	ADMIN TECH SERV - GROUP INS NON-INSTR	8,813.75	1,484.37	8,928.14	101.30	(114.39)	0.00	(114.39)
01 2580 220 000	ADMIN TECH SERV - SOC SEC NON-INSTR	6,129.49	466.41	6,140.67	100.18	(11.18)	0.00	(11.18)
01 2580 230 000	ADMIN TECH SERV - RETIREMENT NON-INSTR	2,937.35	540.18	5,846.18	199.03	(2,908.83)	0.00	(2,908.83)
01 2580 237 000	ADMIN TECH SERV - INCR RET CONTR	1,010.22	185.77	2,010.59	199.02	(1,000.37)	0.00	(1,000.37)
01 2580 280 000	ADMIN TECH SERV - HEALTH BEN NON-INSTR	1,820.01	0.00	1,592.70	87.51	227.31	0.00	227.31
2580	ADMIN TECH SERVICES	102,111.43	10,035.92	105,925.95	103.74	(3,814.52)	0.00	(3,814.52)
2590	CENTRAL SRVCS							
01 2590 110 000	CENTR SRVCS - SALARIES NON-INSTR DIST	49,929.09	3,448.02	44,004.11	88.13	5,924.98	0.00	5,924.98
01 2590 130 000	CENTR SRVCS - OT SALARIES NON-INSTR DIST	228.04	0.00	1,344.16	589.44	(1,116.12)	0.00	(1,116.12)
01 2590 150 000	CENTR SRVCS - ADD'L COMP NON-INSTR DIS	1,262.20	18.59	215.95	17.11	1,046.25	0.00	1,046.25
01 2590 210 000	CENTR SRVCS - GROUP INS NON-INSTR DIST	733.24	6.13	51.26	6.99	681.98	0.00	681.98
01 2590 220 000	CENTR SRVCS - SOC SEC NON-INSTR DIST	3,093.94	336.42	4,319.95	139.63	(1,226.01)	0.00	(1,226.01)
01 2590 230 000	CENTR SRVCS - RETIREMENT NON-INSTR DIST	2,872.63	253.43	3,333.09	116.03	(460.46)	0.00	(460.46)
01 2590 237 000	CENTR SRVCS - INCR RET CONTR DIST	987.93	87.16	1,146.32	116.03	(158.39)	0.00	(158.39)
01 2590 280 000	CENTR SRVCS - HEALTH BEN NON-INSTR DIST	684.61	950.00	10,925.00	1,595.80	(10,240.39)	0.00	(10,240.39)
2590	CENTRAL SRVCS	59,791.68	5,099.75	65,339.84	109.28	(5,548.16)	0.00	(5,548.16)
2610	OP OF BLDGS							

Account Number	Account Description	Revised Budget	Expended During Month	Expenditures to Date	% of Budget	Balance at EOM	P/ O Outstanding	Unencumbered Balance
01 2610 110 000	OP OF BLDGS - SALARIES NON-INSTR DIST	49,365.44	6,289.89	57,068.30	115.60	(7,702.86)	0.00	(7,702.86)
01 2610 110 001	OP OF BLDGS - SALARIES NON-INSTR HS	79,879.64	9,141.85	89,871.61	112.51	(9,991.97)	0.00	(9,991.97)
01 2610 110 002	OP OF BLDGS - SALARIES NON-INSTR BE	58,150.32	5,642.41	58,019.57	99.78	130.75	0.00	130.75
01 2610 110 003	OP OF BLDGS - SALARIES NON-INSTR PC	58,562.14	5,196.70	56,535.77	96.54	2,026.37	0.00	2,026.37
01 2610 110 004	OP OF BLDGS - SALARIES NON-INSTR HE	62,171.01	4,759.48	50,529.83	81.28	11,641.18	0.00	11,641.18
01 2610 110 005	OP OF BLDGS - SALARIES NON-INSTR BMS	90,415.98	7,361.57	84,197.35	93.12	6,218.63	0.00	6,218.63
01 2610 110 006	OP OF BLDGS - SALARIES NON-INSTR AP	62,508.39	5,222.32	59,572.64	95.30	2,935.75	0.00	2,935.75
01 2610 110 007	OP OF BLDGS - SALARIES NON-INSTR SE	53,498.08	4,451.28	50,390.16	94.19	3,107.92	0.00	3,107.92
01 2610 110 008	OP OF BLDGS - SALARIES NON-INSTR BSMS	72,850.70	6,364.61	69,816.67	95.84	3,034.03	0.00	3,034.03
01 2610 116 000	OP OF BLDGS - SALARIES PROF NON-CER DIST	98,376.55	8,009.01	92,113.18	93.63	6,263.37	0.00	6,263.37
01 2610 120 000	OP OF BLDGS - TEMP SALARIES NON-INSTR DIST	5,577.39	6,934.75	18,721.34	335.66	(13,143.95)	0.00	(13,143.95)
01 2610 130 000	OP OF BLDGS - OT SALARIES NON-INSTR DIST	2,012.90	339.42	10,033.93	498.48	(8,021.03)	0.00	(8,021.03)
01 2610 130 001	OP OF BLDGS - OT SALARIES NON-INSTR HS	12,591.59	561.57	14,045.02	111.54	(1,453.43)	0.00	(1,453.43)
01 2610 130 002	OP OF BLDGS - OT SALARIES NON-INSTR BE	12,325.13	44.96	9,736.33	79.00	2,588.80	0.00	2,588.80
01 2610 130 003	OP OF BLDGS - OT SALARIES NON-INSTR PC	16,727.77	0.00	15,059.29	90.03	1,668.48	0.00	1,668.48
01 2610 130 004	OP OF BLDGS - OT SALARIES NON-INSTR HE	7,388.64	365.50	11,115.41	150.44	(3,726.77)	0.00	(3,726.77)
01 2610 130 005	OP OF BLDGS - OT SALARIES NON-INSTR BMS	9,842.43	194.18	6,995.49	71.07	2,846.94	0.00	2,846.94
01 2610 130 006	OP OF BLDGS - OT SALARIES NON-INSTR AP	10,839.06	484.62	7,983.73	73.66	2,855.33	0.00	2,855.33
01 2610 130 007	OP OF BLDGS - OT SALARIES NON-INSTR SE	5,162.53	164.52	3,756.60	72.77	1,405.93	0.00	1,405.93
01 2610 130 008	OP OF BLDGS - OT SALARIES NON-INSTR BSMS	16,717.06	0.00	9,016.37	53.94	7,700.69	0.00	7,700.69
01 2610 150 000	OP OF BLDGS - ADD'L COMP NON-INSTR DIST	21.83	340.46	476.72	2,183.78	(454.89)	0.00	(454.89)
01 2610 150 001	OP OF BLDGS - ADD'L COMP NON-INSTR HS	204.78	21.68	260.16	127.04	(55.38)	0.00	(55.38)
01 2610 150 002	OP OF BLDGS - ADD'L COMP NON-INSTR BE	98.37	12.51	156.48	159.07	(58.11)	0.00	(58.11)
01 2610 150 003	OP OF BLDGS - ADD'L COMP NON-INSTR PC	107.99	41.38	226.56	209.80	(118.57)	0.00	(118.57)
01 2610 150 004	OP OF BLDGS - ADD'L COMP NON-INSTR HE	115.81	10.46	125.52	108.38	(9.71)	0.00	(9.71)
01 2610 150 005	OP OF BLDGS - ADD'L COMP NON-INSTR BMS	170.13	48.05	306.60	180.22	(136.47)	0.00	(136.47)
01 2610 150 006	OP OF BLDGS - ADD'L COMP NON-INSTR AP	101.93	12.57	150.84	147.98	(48.91)	0.00	(48.91)
01 2610 150 007	OP OF BLDGS - ADD'L COMP NON-INSTR SE	101.72	40.82	219.84	216.12	(118.12)	0.00	(118.12)
01 2610 150 008	OP OF BLDGS - ADD'L COMP NON-INSTR BSMS	135.03	14.31	171.72	127.17	(36.69)	0.00	(36.69)
01 2610 156 000	OP OF BLDGS - ADD'L COMP PROF NON-CER DI	188.17	19.88	238.56	126.78	(50.39)	0.00	(50.39)
01 2610 210 000	OP OF BLDGS - GROUP INS NON-INSTR DIST	16.44	6.71	61.31	372.93	(44.87)	0.00	(44.87)
01 2610 210 001	OP OF BLDGS - GROUP INS NON-INSTR HS	11,075.58	857.02	10,273.84	92.76	801.74	0.00	801.74
01 2610 210 002	OP OF BLDGS - GROUP INS NON-INSTR BE	870.70	851.82	3,182.36	365.49	(2,311.66)	0.00	(2,311.66)
01 2610 210 003	OP OF BLDGS - GROUP INS NON-INSTR PC	11,003.96	851.82	10,216.64	92.85	787.32	0.00	787.32
01 2610 210 004	OP OF BLDGS - GROUP INS NON-INSTR HE	181.90	5.20	57.20	31.45	124.70	0.00	124.70
01 2610 210 005	OP OF BLDGS - GROUP INS NON-INSTR BMS	20,571.76	1,332.02	17,013.24	82.70	3,558.52	0.00	3,558.52
01 2610 210 006	OP OF BLDGS - GROUP INS NON-INSTR AP	9,893.68	851.82	10,216.64	103.26	(322.96)	0.00	(322.96)
01 2610 210 007	OP OF BLDGS - GROUP INS NON-INSTR SE	870.70	63.21	753.32	86.52	117.38	0.00	117.38
01 2610 210 008	OP OF BLDGS - GROUP INS NON-INSTR BSMS	870.70	63.21	753.32	86.52	117.38	0.00	117.38
01 2610 216 000	OP OF BLDGS - GROUP INS PROF NON-CER DIS	71.63	5.00	57.00	79.58	14.63	0.00	14.63
01 2610 220 000	OP OF BLDGS - SOC SEC NON-INSTR DIST	2,760.43	1,109.11	7,074.23	256.27	(4,313.80)	0.00	(4,313.80)
01 2610 220 001	OP OF BLDGS - SOC SEC NON-INSTR HS	8,062.67	779.37	8,394.25	104.11	(331.58)	0.00	(331.58)
01 2610 220 002	OP OF BLDGS - SOC SEC NON-INSTR BE	5,031.68	375.22	5,245.98	104.26	(214.30)	0.00	(214.30)
01 2610 220 003	OP OF BLDGS - SOC SEC NON-INSTR PC	5,399.64	397.92	5,481.48	101.52	(81.84)	0.00	(81.84)
01 2610 220 004	OP OF BLDGS - SOC SEC NON-INSTR HE	5,085.76	429.20	5,161.52	101.49	(75.76)	0.00	(75.76)
01 2610 220 005	OP OF BLDGS - SOC SEC NON-INSTR BMS	7,222.57	615.74	7,281.56	100.82	(58.99)	0.00	(58.99)
01 2610 220 006	OP OF BLDGS - SOC SEC NON-INSTR AP	5,013.09	437.05	5,173.62	103.20	(160.53)	0.00	(160.53)
01 2610 220 007	OP OF BLDGS - SOC SEC NON-INSTR SE	4,576.23	381.07	4,477.74	97.85	98.49	0.00	98.49
01 2610 220 008	OP OF BLDGS - SOC SEC NON-INSTR BSMS	6,741.83	515.01	6,345.69	94.12	396.14	0.00	396.14
01 2610 226 000	OP OF BLDGS - SOC SEC PROF NON-CERT DIST	7,578.96	650.55	7,500.92	98.97	78.04	0.00	78.04
01 2610 230 000	OP OF BLDGS - RETIREMENT NON-INSTR DIST	1,547.71	632.78	5,288.50	341.70	(3,740.79)	0.00	(3,740.79)
01 2610 230 001	OP OF BLDGS - RETIREMENT NON-INSTR HS	8,520.14	713.20	7,637.87	89.64	882.27	0.00	882.27
01 2610 230 002	OP OF BLDGS - RETIREMENT NON-INSTR BE	4,657.51	418.02	4,870.95	104.58	(213.44)	0.00	(213.44)
01 2610 230 003	OP OF BLDGS - RETIREMENT NON-INSTR PC	5,350.04	381.96	5,262.23	98.36	87.81	0.00	87.81
01 2610 230 004	OP OF BLDGS - RETIREMENT NON-INSTR HE	4,960.56	376.69	4,530.94	91.34	429.62	0.00	429.62

Account Number	Account Description	Revised Budget	Expended During Month	Expenditures to Date	% of Budget	Balance at EOM	P/ O Outstanding	Unencumbered Balance
01 2610 230 005	OP OF BLDGS - RETIREMENT NON-INSTR BMS	7,111.70	555.35	6,702.68	94.25	409.02	0.00	409.02
01 2610 230 006	OP OF BLDGS - RETIREMENT NON-INSTR AP	4,580.04	419.46	4,965.39	108.41	(385.35)	0.00	(385.35)
01 2610 230 007	OP OF BLDGS - RETIREMENT NON-INSTR SE	4,185.65	339.26	3,979.79	95.08	205.86	0.00	205.86
01 2610 230 008	OP OF BLDGS - RETIREMENT NON-INSTR BSMS	6,371.61	467.80	5,794.23	90.94	577.38	0.00	577.38
01 2610 236 000	OP OF BLDGS - RETIRE PROF NON-CERT DIST	7,038.51	588.66	6,770.33	96.19	268.18	0.00	268.18
01 2610 237 000	OP OF BLDGS - INCR RET CONTR DIST	2,952.94	420.06	4,147.21	140.44	(1,194.27)	0.00	(1,194.27)
01 2610 237 001	OP OF BLDGS - INCR RET CONTR HS	2,930.27	245.29	2,626.79	89.64	303.48	0.00	303.48
01 2610 237 002	OP OF BLDGS - INCR RET CONTR BE	1,601.80	143.77	1,675.21	104.58	(73.41)	0.00	(73.41)
01 2610 237 003	OP OF BLDGS - INCR RET CONTR PC	1,839.97	131.36	1,809.77	98.36	30.20	0.00	30.20
01 2610 237 004	OP OF BLDGS - INCR RET CONTR HE	1,706.03	129.55	1,558.29	91.34	147.74	0.00	147.74
01 2610 237 005	OP OF BLDGS - INCR RET CONTR BMS	2,445.84	190.99	2,305.16	94.25	140.68	0.00	140.68
01 2610 237 006	OP OF BLDGS - INCR RET CONTR AP	1,575.18	144.26	1,707.69	108.41	(132.51)	0.00	(132.51)
01 2610 237 007	OP OF BLDGS - INCR RET CONTR SE	1,439.52	116.68	1,368.71	95.08	70.81	0.00	70.81
01 2610 237 008	OP OF BLDGS - INCR RET CONTR BSMS	2,191.32	160.88	1,992.73	90.94	198.59	0.00	198.59
01 2610 260 000	OP OF BLDGS - UNEMPLOY COMP NON-INSTR DIST	2,500.00	0.00	0.00	0.00	2,500.00	0.00	2,500.00
01 2610 280 000	OP OF BLDGS - HEALTH BEN NON-INSTR DIST	941.33	593.75	6,175.00	655.99	(5,233.67)	0.00	(5,233.67)
01 2610 280 001	OP OF BLDGS - HEALTH BEN NON-INSTR HS	4,107.64	475.00	5,700.00	138.77	(1,592.36)	0.00	(1,592.36)
01 2610 280 002	OP OF BLDGS - HEALTH BEN NON-INSTR BE	3,605.99	0.00	4,169.90	115.64	(563.91)	0.00	(563.91)
01 2610 280 004	OP OF BLDGS - HEALTH BEN NON-INSTR HE	684.61	475.00	5,700.00	832.59	(5,015.39)	0.00	(5,015.39)
01 2610 280 005	OP OF BLDGS - HEALTH BEN NON-INSTR BMS	901.60	0.00	447.08	49.59	454.52	0.00	454.52
01 2610 280 006	OP OF BLDGS - HEALTH BEN NON-INSTR AP	3,423.03	0.00	0.00	0.00	3,423.03	0.00	3,423.03
01 2610 280 007	OP OF BLDGS - HEALTH BEN NON-INSTR SE	3,605.99	416.99	5,003.88	138.77	(1,397.89)	0.00	(1,397.89)
01 2610 280 008	OP OF BLDGS - HEALTH BEN NON-INSTR BSMS	3,605.99	416.99	5,003.88	138.77	(1,397.89)	0.00	(1,397.89)
01 2610 286 000	OP OF BLDGS - HEALTH BEN PROF NON-CERT	4,107.64	475.00	5,700.00	138.77	(1,592.36)	0.00	(1,592.36)
01 2610 340 001	Maint of Plant-Contract Repair Sec	0.00	0.00	0.00	0.00	0.00	0.00	0.00
01 2610 350 001	OP OF BLDGS - TECH SERVICES HS	0.00	0.00	0.00	0.00	0.00	0.00	0.00
01 2610 350 002	OP OF BLDGS - TECH SERVICES BE	0.00	0.00	0.00	0.00	0.00	0.00	0.00
01 2610 350 003	OP OF BLDGS - TECH SERVICES PC	0.00	0.00	0.00	0.00	0.00	0.00	0.00
01 2610 350 004	OP OF BLDGS - TECH SERVICES HE	0.00	0.00	0.00	0.00	0.00	0.00	0.00
01 2610 382 000	OP OF BLDGS - DISTANCE ED & TELECOM DIST	13,000.00	962.11	11,756.54	90.43	1,243.46	0.00	1,243.46
01 2610 382 001	OP OF BLDGS - DISTANCE ED & TELECOM HS	3,000.00	210.94	2,520.61	84.02	479.39	0.00	479.39
01 2610 382 002	OP OF BLDGS - DISTANCE ED & TELECOM BE	2,000.00	140.36	1,677.02	83.85	322.98	0.00	322.98
01 2610 382 003	OP OF BLDGS - DISTANCE ED & TELECOM PC	2,000.00	137.03	1,637.06	81.85	362.94	0.00	362.94
01 2610 382 004	OP OF BLDGS - DISTANCE ED & TELECOM HE	2,000.00	129.68	1,685.75	84.29	314.25	0.00	314.25
01 2610 382 005	OP OF BLDGS - DISTANCE ED & TELECOM BMS	1,000.00	68.44	817.63	81.76	182.37	0.00	182.37
01 2610 382 006	OP OF BLDGS - DISTANCE ED & TELECOM AP	2,000.00	162.10	1,936.07	96.80	63.93	0.00	63.93
01 2610 382 007	OP OF BLDGS - DISTANCE ED & TELECOM SE	1,000.00	64.84	774.43	77.44	225.57	0.00	225.57
01 2610 382 008	OP OF BLDGS - DISTANCE ED & TELECOM BSMS	1,500.00	97.26	1,161.64	77.44	338.36	0.00	338.36
01 2610 410 001	OP OF BLDGS - WATER & SEWER HS	0.00	0.00	0.00	0.00	0.00	0.00	0.00
01 2610 410 002	OP OF BLDGS - WATER & SEWER BE	0.00	0.00	0.00	0.00	0.00	0.00	0.00
01 2610 410 003	OP OF BLDGS - WATER & SEWER PC	0.00	0.00	0.00	0.00	0.00	0.00	0.00
01 2610 410 004	OP OF BLDGS - WATER & SEWER HE	0.00	0.00	0.00	0.00	0.00	0.00	0.00
01 2610 410 005	OP OF BLDGS - WATER & SEWER BMS	0.00	0.00	0.00	0.00	0.00	0.00	0.00
01 2610 410 006	OP OF BLDGS - WATER & SEWER AP	0.00	0.00	0.00	0.00	0.00	0.00	0.00
01 2610 410 007	OP OF BLDGS - WATER & SEWER SE	0.00	0.00	0.00	0.00	0.00	0.00	0.00
01 2610 410 008	OP OF BLDGS - WATER & SEWER BSMS	0.00	0.00	0.00	0.00	0.00	0.00	0.00
01 2610 431 000	OP OF BLDGS - REPAIRS & MAINT DIST	10,000.00	14,340.34	28,392.25	289.81	(18,392.25)	588.54	(18,980.79)
01 2610 431 001	OP OF BLDGS - REPAIRS & MAINT HS	200,000.00	32,118.09	301,768.39	151.78	(101,768.39)	1,800.00	(103,568.39)
01 2610 431 002	OP OF BLDGS - REPAIRS & MAINT BE	30,000.00	11,793.76	74,631.25	248.77	(44,631.25)	0.00	(44,631.25)
01 2610 431 003	OP OF BLDGS - REPAIRS & MAINT PC	25,000.00	2,405.41	21,790.08	88.24	3,209.92	270.00	2,939.92
01 2610 431 004	OP OF BLDGS - REPAIRS & MAINT HE	50,000.00	9,181.47	54,730.31	124.49	(4,730.31)	7,514.11	(12,244.42)
01 2610 431 005	OP OF BLDGS - REPAIRS & MAINT BMS	50,000.00	13,182.30	45,416.42	91.38	4,583.58	273.77	4,309.81
01 2610 431 006	OP OF BLDGS - REPAIRS & MAINT AP	15,000.00	3,932.63	16,163.53	107.76	(1,163.53)	0.00	(1,163.53)
01 2610 431 007	OP OF BLDGS - REPAIRS & MAINT SE	10,000.00	3,130.78	12,156.43	136.56	(2,156.43)	1,500.00	(3,656.43)
01 2610 431 008	OP OF BLDGS - REPAIRS & MAINT BSMS	10,000.00	5,823.00	11,199.75	112.00	(1,199.75)	0.00	(1,199.75)

Account Number	Account Description	Revised Budget	Expended During Month	Expenditures to Date	% of Budget	Balance at EOM	P/ O Outstanding	Unencumbered Balance
01 2610 440 000	OP OF BLDGS - RENTALS DIST	175,000.00	14,831.51	164,623.44	94.07	10,376.56	0.00	10,376.56
01 2610 440 001	OP OF BLDGS - RENTALS HS	40,000.00	0.00	7,817.21	19.54	32,182.79	0.00	32,182.79
01 2610 440 002	OP OF BLDGS - RENTALS BE	3,000.00	40.00	943.55	31.45	2,056.45	0.00	2,056.45
01 2610 440 003	OP OF BLDGS - RENTALS PC	3,000.00	0.00	0.00	0.00	3,000.00	0.00	3,000.00
01 2610 440 004	OP OF BLDGS - RENTALS HE	3,000.00	0.00	497.64	16.59	2,502.36	0.00	2,502.36
01 2610 440 005	OP OF BLDGS - RENTALS BMS	10,000.00	0.00	141.70	1.42	9,858.30	0.00	9,858.30
01 2610 440 006	OP OF BLDGS - RENTALS AP	3,000.00	0.00	0.00	0.00	3,000.00	0.00	3,000.00
01 2610 440 007	OP OF BLDGS - RENTALS SE	3,000.00	0.00	0.00	0.00	3,000.00	0.00	3,000.00
01 2610 440 008	OP OF BLDGS - RENTALS BSMS	10,000.00	0.00	0.00	0.00	10,000.00	0.00	10,000.00
01 2610 520 000	OP OF BLDGS - LIABILITY INS DIST	0.00	0.00	0.00	0.00	0.00	0.00	0.00
01 2610 520 001	OP OF BLDGS - LIABILITY INS HS	50,000.00	48,966.88	93,482.38	186.96	(43,482.38)	0.00	(43,482.38)
01 2610 520 002	OP OF BLDGS - LIABILITY INS BE	40,000.00	48,966.88	93,482.38	233.71	(53,482.38)	0.00	(53,482.38)
01 2610 520 003	OP OF BLDGS - LIABILITY INS PC	40,000.00	48,966.88	93,482.38	233.71	(53,482.38)	0.00	(53,482.38)
01 2610 520 004	OP OF BLDGS - LIABILITY INS HE	40,000.00	48,966.88	93,482.38	233.71	(53,482.38)	0.00	(53,482.38)
01 2610 520 005	OP OF BLDGS - LIABILITY INS BMS	45,000.00	48,966.87	93,482.37	207.74	(48,482.37)	0.00	(48,482.37)
01 2610 520 006	OP OF BLDGS - LIABILITY INS AP	40,000.00	48,966.87	93,482.37	233.71	(53,482.37)	0.00	(53,482.37)
01 2610 520 007	OP OF BLDGS - LIABILITY INS SE	40,000.00	48,966.87	93,482.37	233.71	(53,482.37)	0.00	(53,482.37)
01 2610 520 008	OP OF BLDGS - LIABILITY INS BSMS	45,000.00	48,966.87	93,482.37	207.74	(48,482.37)	0.00	(48,482.37)
01 2610 530 000	OP OF BLDGS - TELEPHONE DIST	0.00	0.00	0.00	0.00	0.00	0.00	0.00
01 2610 530 001	OP OF BLDGS - TELEPHONE HS	0.00	0.00	0.00	0.00	0.00	0.00	0.00
01 2610 530 002	OP OF BLDGS - TELEPHONE BE	0.00	0.00	0.00	0.00	0.00	0.00	0.00
01 2610 530 003	OP OF BLDGS - TELEPHONE PC	0.00	0.00	0.00	0.00	0.00	0.00	0.00
01 2610 530 004	OP OF BLDGS - TELEPHONE HE	0.00	0.00	0.00	0.00	0.00	0.00	0.00
01 2610 530 005	OP OF BLDGS - TELEPHONE BMS	0.00	0.00	0.00	0.00	0.00	0.00	0.00
01 2610 530 006	OP OF BLDGS - TELEPHONE AP	0.00	0.00	0.00	0.00	0.00	0.00	0.00
01 2610 530 007	OP OF BLDGS - TELEPHONE SE	0.00	0.00	0.00	0.00	0.00	0.00	0.00
01 2610 530 008	OP OF BLDGS - TELEPHONE BSMS	0.00	0.00	0.00	0.00	0.00	0.00	0.00
01 2610 531 000	OP OF BLDGS - POSTAGE DIST	33,000.00	20,000.00	23,514.62	71.26	9,485.38	0.00	9,485.38
01 2610 580 000	OP OF BLDGS - TRAVEL & MILEAGE DIST	300.00	0.00	81.97	27.32	218.03	0.00	218.03
01 2610 580 001	OP OF BLDGS - TRAVEL & MILEAGE HS	300.00	53.60	191.35	63.78	108.65	0.00	108.65
01 2610 580 002	OP OF BLDGS - TRAVEL & MILEAGE BE	300.00	38.46	657.37	219.12	(357.37)	0.00	(357.37)
01 2610 580 003	OP OF BLDGS - TRAVEL & MILEAGE PC	1,000.00	72.36	1,546.11	154.61	(546.11)	0.00	(546.11)
01 2610 580 004	OP OF BLDGS - TRAVEL & MILEAGE HE	1,000.00	87.10	371.84	37.18	628.16	0.00	628.16
01 2610 580 005	OP OF BLDGS - TRAVEL & MILEAGE BMS	1,000.00	34.84	751.55	75.16	248.45	0.00	248.45
01 2610 580 006	OP OF BLDGS - TRAVEL & MILEAGE AP	1,000.00	87.77	1,062.60	106.26	(62.60)	0.00	(62.60)
01 2610 580 007	OP OF BLDGS - TRAVEL & MILEAGE SE	1,000.00	0.00	350.85	35.09	649.15	0.00	649.15
01 2610 580 008	OP OF BLDGS - TRAVEL & MILEAGE BSMS	1,000.00	75.71	1,414.24	141.42	(414.24)	0.00	(414.24)
01 2610 610 000	OP OF BLDGS - SUPPLIES DIST	20,000.00	1,523.07	15,849.34	80.87	4,150.66	324.64	3,826.02
01 2610 610 001	OP OF BLDGS - SUPPLIES HS	25,000.00	11,786.70	62,393.33	261.67	(37,393.33)	3,023.33	(40,416.66)
01 2610 610 002	OP OF BLDGS - SUPPLIES BE	20,000.00	5,706.99	25,539.18	127.94	(5,539.18)	49.36	(5,588.54)
01 2610 610 003	OP OF BLDGS - SUPPLIES PC	20,000.00	2,081.94	21,712.48	120.96	(1,712.48)	2,479.98	(4,192.46)
01 2610 610 004	OP OF BLDGS - SUPPLIES HE	20,000.00	2,972.49	23,760.00	121.35	(3,760.00)	509.42	(4,269.42)
01 2610 610 005	OP OF BLDGS - SUPPLIES BMS	25,000.00	2,364.25	28,090.19	114.05	(3,090.19)	421.24	(3,511.43)
01 2610 610 006	OP OF BLDGS - SUPPLIES AP	20,000.00	1,233.31	16,383.57	106.90	3,616.43	4,995.68	(1,379.25)
01 2610 610 007	OP OF BLDGS - SUPPLIES SE	20,000.00	2,661.09	12,461.58	65.81	7,538.42	700.00	6,838.42
01 2610 610 008	OP OF BLDGS - SUPPLIES BSMS	25,000.00	13,746.67	58,201.53	257.16	(33,201.53)	6,088.88	(39,290.41)
01 2610 621 000	OP OF BLDGS - UTILITY ENERGY DIST	25,000.00	2,394.88	25,360.88	101.44	(360.88)	0.00	(360.88)
01 2610 621 001	OP OF BLDGS - UTILITY ENERGY HS	270,000.00	24,926.07	275,956.00	102.21	(5,956.00)	0.00	(5,956.00)
01 2610 621 002	OP OF BLDGS - UTILITY ENERGY BE	150,000.00	8,414.17	119,074.17	79.38	30,925.83	0.00	30,925.83
01 2610 621 003	OP OF BLDGS - UTILITY ENERGY PC	100,000.00	7,862.31	97,948.31	97.95	2,051.69	0.00	2,051.69
01 2610 621 004	OP OF BLDGS - UTILITY ENERGY HE	100,000.00	7,209.64	87,366.64	87.37	12,633.36	0.00	12,633.36
01 2610 621 005	OP OF BLDGS - UTILITY ENERGY BMS	150,000.00	10,149.01	128,497.08	85.66	21,502.92	0.00	21,502.92
01 2610 621 006	OP OF BLDGS - UTILITY ENERGY AP	100,000.00	5,141.00	91,017.00	91.02	8,983.00	0.00	8,983.00
01 2610 621 007	OP OF BLDGS - UTILITY ENERGY SE	100,000.00	6,930.00	102,723.17	102.72	(2,723.17)	0.00	(2,723.17)
01 2610 621 008	OP OF BLDGS - UTILITY ENERGY BSMS	175,000.00	15,216.64	177,282.69	101.30	(2,282.69)	0.00	(2,282.69)

Account Number	Account Description	Revised Budget	Expended During Month	Expenditures to Date	% of Budget	Balance at EOM	P/ O Outstanding	Unencumbered Balance
01 2610 626 000	OP OF BLDGS - GAS & OIL DIST	10,000.00	950.24	8,749.66	87.50	1,250.34	0.00	1,250.34
01 2610 733 000	OP OF BLDGS - FURN & EQUIP DIST	5,000.00	18.99	1,206.95	223.52	3,793.05	9,969.00	(6,175.95)
01 2610 733 001	OP OF BLDGS - FURN & EQUIP HS	12,000.00	0.00	38,002.00	316.68	(26,002.00)	0.00	(26,002.00)
01 2610 733 002	OP OF BLDGS - FURN & EQUIP BE	12,000.00	0.00	1,245.96	10.38	10,754.04	0.00	10,754.04
01 2610 733 003	OP OF BLDGS - FURN & EQUIP PC	12,000.00	0.00	1,083.50	9.03	10,916.50	0.00	10,916.50
01 2610 733 004	OP OF BLDGS - FURN & EQUIP HE	12,000.00	6,912.56	34,740.75	321.50	(22,740.75)	3,839.00	(26,579.75)
01 2610 733 005	OP OF BLDGS - FURN & EQUIP BMS	12,000.00	0.00	111.96	0.93	11,888.04	0.00	11,888.04
01 2610 733 006	OP OF BLDGS - FURN & EQUIP AP	12,000.00	7,515.78	15,031.56	126.60	(3,031.56)	160.00	(3,191.56)
01 2610 733 007	OP OF BLDGS - FURN & EQUIP SE	12,000.00	0.00	974.00	8.12	11,026.00	0.00	11,026.00
01 2610 733 008	OP OF BLDGS - FURN & EQUIP BSMS	12,000.00	0.00	803.00	6.69	11,197.00	0.00	11,197.00
01 2610 810 000	OP OF BLDGS - DUES & FEES DIST	5,000.00	0.00	3,272.00	65.44	1,728.00	0.00	1,728.00
01 2610 810 001	OP OF BLDGS - DUES & FEES HS	5,000.00	0.00	11,500.00	230.00	(6,500.00)	0.00	(6,500.00)
01 2610 810 002	OP OF BLDGS - DUES & FEES BE	1,000.00	0.00	0.00	0.00	1,000.00	0.00	1,000.00
01 2610 810 003	OP OF BLDGS - DUES & FEES PC	1,000.00	0.00	0.00	0.00	1,000.00	0.00	1,000.00
01 2610 810 004	OP OF BLDGS - DUES & FEES HE	1,000.00	0.00	0.00	0.00	1,000.00	0.00	1,000.00
01 2610 810 005	OP OF BLDGS - DUES & FEES BMS	1,000.00	0.00	0.00	0.00	1,000.00	0.00	1,000.00
01 2610 810 006	OP OF BLDGS - DUES & FEES AP	1,000.00	0.00	0.00	0.00	1,000.00	0.00	1,000.00
01 2610 810 007	OP OF BLDGS - DUES & FEES SE	1,000.00	0.00	1,172.14	117.21	(172.14)	0.00	(172.14)
01 2610 810 008	OP OF BLDGS - DUES & FEES BSMS	1,000.00	0.00	0.00	0.00	1,000.00	0.00	1,000.00
01 2610 890 000	OP OF BLDGS - OTHER MISC DIST	0.00	0.00	700.00	0.00	(700.00)	0.00	(700.00)
01 2610 890 001	OP OF BLDGS - OTHER MISC HS	0.00	60.00	60.00	0.00	(60.00)	0.00	(60.00)
01 2610 890 002	OP OF BLDGS - OTHER MISC BE	0.00	0.00	943.38	0.00	(943.38)	0.00	(943.38)
01 2610 890 003	OP OF BLDGS - OTHER MISC PC	0.00	0.00	64.46	0.00	(64.46)	8.00	(72.46)
01 2610 890 004	OP OF BLDGS - OTHER MISC HE	0.00	0.00	0.00	0.00	0.00	0.00	0.00
01 2610 890 005	OP OF BLDGS - OTHER MISC BMS	0.00	0.00	0.00	0.00	0.00	0.00	0.00
01 2610 890 006	OP OF BLDGS - OTHER MISC AP	0.00	0.00	0.00	0.00	0.00	0.00	0.00
01 2610 890 007	OP OF BLDGS - OTHER MISC SE	0.00	0.00	0.00	0.00	0.00	0.00	0.00
01 2610 890 008	OP OF BLDGS - OTHER MISC BSMS	0.00	0.00	0.00	0.00	0.00	0.00	0.00
2610	OP OF BLDGS	3,549,998.58	764,812.27	4,035,846.32	114.94	(485,847.74)	44,514.95	(530,362.69)
2620	MAINT OF BLDGS							
01 2620 340 000	MAINT OF BLDGS - CONTR SERVICES DIST	185,000.00	4,846.47	157,761.83	86.06	27,238.17	1,455.00	25,783.17
01 2620 340 001	MAINT OF BLDGS - CONTR SERVICES HS	160,000.00	22,367.03	130,020.27	81.26	29,979.73	0.00	29,979.73
01 2620 340 002	MAINT OF BLDGS - CONTR SERVICES BE	40,000.00	9,617.67	47,447.50	131.86	(7,447.50)	5,296.00	(12,743.50)
01 2620 340 003	MAINT OF BLDGS - CONTR SERVICES PC	40,000.00	2,717.48	23,259.61	59.20	16,740.39	421.66	16,318.73
01 2620 340 004	MAINT OF BLDGS - CONTR SERVICES HE	40,000.00	74,350.12	90,897.01	227.24	(50,897.01)	0.00	(50,897.01)
01 2620 340 005	MAINT OF BLDGS - CONTR SERVICES BMS	60,000.00	17,929.80	48,710.74	81.18	11,289.26	0.00	11,289.26
01 2620 340 006	MAINT OF BLDGS - CONTR SERVICES AP	40,000.00	5,298.49	23,362.57	60.44	16,637.43	813.34	15,824.09
01 2620 340 007	MAINT OF BLDGS - CONTR SERVICES SE	35,000.00	2,372.65	19,279.40	55.08	15,720.60	0.00	15,720.60
01 2620 340 008	MAINT OF BLDGS - CONTR SERVICES BSMS	60,000.00	3,287.80	49,473.50	82.46	10,526.50	0.00	10,526.50
01 2620 420 000	MAINT OF BLDGS - CLEANING SERVICES DIST	25,000.00	2,381.00	23,072.00	92.29	1,928.00	0.00	1,928.00
01 2620 420 001	MAINT OF BLDGS - CLEANING SERVICES HS	270,000.00	21,470.00	258,844.00	95.87	11,556.00	0.00	11,556.00
01 2620 420 002	MAINT OF BLDGS - CLEANING SERVICES BE	105,000.00	7,570.00	90,840.00	86.51	14,160.00	0.00	14,160.00
01 2620 420 003	MAINT OF BLDGS - CLEANING SERVICES PC	105,000.00	7,828.00	93,936.00	89.46	11,064.00	0.00	11,064.00
01 2620 420 004	MAINT OF BLDGS - CLEANING SERVICES HE	105,000.00	7,293.00	87,516.00	83.35	17,484.00	0.00	17,484.00
01 2620 420 005	MAINT OF BLDGS - CLEANING SERVICES BMS	105,000.00	9,076.00	109,360.00	104.15	(4,360.00)	0.00	(4,360.00)
01 2620 420 006	MAINT OF BLDGS - CLEANING SERVICES AP	105,000.00	8,127.00	97,524.00	92.88	7,476.00	0.00	7,476.00
01 2620 420 007	MAINT OF BLDGS - CLEANING SERVICES SE	105,000.00	7,364.00	88,368.00	84.16	16,632.00	0.00	16,632.00
01 2620 420 008	MAINT OF BLDGS - CLEANING SERVICES BSMS	175,000.00	14,219.00	170,628.00	97.50	4,372.00	0.00	4,372.00
01 2620 431 000	MAINT OF BLDGS - REPAIRS & MAINT DIST	50,000.00	0.00	43,815.35	87.63	6,184.65	0.00	6,184.65
01 2620 490 000	MAINT OF BLDGS - OTHER PROP SERV DIST	2,000.00	567.21	2,436.48	121.82	(436.48)	0.00	(436.48)
01 2620 490 001	MAINT OF BLDGS - OTHER PROP SERV HS	1,000.00	114.00	402.00	40.20	598.00	0.00	598.00
01 2620 490 002	MAINT OF BLDGS - OTHER PROP SERV BE	1,000.00	0.00	540.00	54.00	460.00	0.00	460.00
01 2620 490 003	MAINT OF BLDGS - OTHER PROP SERV PC	1,000.00	0.00	36.00	3.60	964.00	0.00	964.00
01 2620 490 004	MAINT OF BLDGS - OTHER PROP SERV HE	1,000.00	0.00	108.00	10.80	892.00	0.00	892.00
01 2620 490 005	MAINT OF BLDGS - OTHER PROP SERV BMS	1,000.00	0.00	156.00	15.60	844.00	0.00	844.00





Account Number	Account Description	Revised Budget	Expended During Month	Expenditures to Date	% of Budget	Balance at EOM	P/ O Outstanding	Unencumbered Balance
01 3535 111 008	HAL - SALARIES TEACHERS BSMS	72,531.10	5,898.31	70,929.50	97.79	1,601.60	0.00	1,601.60
01 3535 151 000	HAL - ADD'L COMP TEACHERS DIST	0.00	0.00	0.00	0.00	0.00	0.00	0.00
01 3535 151 002	HAL - ADD'L COMP TEACHERS BE	0.00	14.11	169.32	0.00	(169.32)	0.00	(169.32)
01 3535 151 003	HAL - ADD'L COMP TEACHERS PC	134.83	0.00	0.00	0.00	134.83	0.00	134.83
01 3535 151 004	HAL - ADD'L COMP TEACHERS HE	70.93	7.47	89.64	126.38	(18.71)	0.00	(18.71)
01 3535 151 005	HAL - ADD'L COMP TEACHERS BMS	0.00	0.00	0.00	0.00	0.00	0.00	0.00
01 3535 151 006	HAL - ADD'L COMP TEACHERS AP	70.84	7.46	89.52	126.37	(18.68)	0.00	(18.68)
01 3535 151 007	HAL - ADD'L COMP TEACHERS SE	176.27	0.00	0.00	0.00	176.27	0.00	176.27
01 3535 151 008	HAL - ADD'L COMP TEACHERS BSMS	0.00	324.70	494.10	0.00	(494.10)	0.00	(494.10)
01 3535 211 000	HAL - GROUP INS TEACHERS DIST	0.00	0.00	0.00	0.00	0.00	0.00	0.00
01 3535 211 002	HAL - GROUP INS TEACHERS BE	0.00	0.00	0.00	0.00	0.00	0.00	0.00
01 3535 211 003	HAL - GROUP INS TEACHERS PC	0.00	0.00	0.00	0.00	0.00	0.00	0.00
01 3535 211 004	HAL - GROUP INS TEACHERS HE	35.81	2.60	28.60	79.87	7.21	0.00	7.21
01 3535 211 005	HAL - GROUP INS TEACHERS BMS	0.00	0.00	0.00	0.00	0.00	0.00	0.00
01 3535 211 006	HAL - GROUP INS TEACHERS AP	35.81	2.60	28.60	79.87	7.21	0.00	7.21
01 3535 211 007	HAL - GROUP INS TEACHERS SE	0.00	0.00	0.00	0.00	0.00	0.00	0.00
01 3535 211 008	HAL - GROUP INS TEACHERS BSMS	10,022.25	851.82	10,216.64	101.94	(194.39)	0.00	(194.39)
01 3535 221 000	HAL - SOC SEC TEACHERS DIST	0.00	0.00	0.00	0.00	0.00	0.00	0.00
01 3535 221 002	HAL - SOC SEC TEACHERS BE	319.27	1.07	24.31	7.61	294.96	0.00	294.96
01 3535 221 003	HAL - SOC SEC TEACHERS PC	0.00	0.00	0.00	0.00	0.00	0.00	0.00
01 3535 221 004	HAL - SOC SEC TEACHERS HE	2,666.04	238.31	2,859.73	107.27	(193.69)	0.00	(193.69)
01 3535 221 005	HAL - SOC SEC TEACHERS BMS	0.00	0.00	0.00	0.00	0.00	0.00	0.00
01 3535 221 006	HAL - SOC SEC TEACHERS AP	2,666.28	238.31	2,870.34	107.65	(204.06)	0.00	(204.06)
01 3535 221 007	HAL - SOC SEC TEACHERS SE	0.00	0.00	0.00	0.00	0.00	0.00	0.00
01 3535 221 008	HAL - SOC SEC TEACHERS BSMS	1,359.17	475.57	5,457.91	401.56	(4,098.74)	0.00	(4,098.74)
01 3535 231 000	HAL - RETIREMENT TEACHERS DIST	0.00	0.00	0.00	0.00	0.00	0.00	0.00
01 3535 231 002	HAL - RETIREMENT TEACHERS BE	1,217.42	0.00	11.03	0.91	1,206.39	0.00	1,206.39
01 3535 231 003	HAL - RETIREMENT TEACHERS PC	0.00	0.00	0.00	0.00	0.00	0.00	0.00
01 3535 231 004	HAL - RETIREMENT TEACHERS HE	2,608.73	210.97	2,531.64	97.04	77.09	0.00	77.09
01 3535 231 005	HAL - RETIREMENT TEACHERS BMS	0.00	0.00	0.00	0.00	0.00	0.00	0.00
01 3535 231 006	HAL - RETIREMENT TEACHERS AP	2,608.73	210.97	2,541.65	97.43	67.08	0.00	67.08
01 3535 231 007	HAL - RETIREMENT TEACHERS SE	0.00	0.00	0.00	0.00	0.00	0.00	0.00
01 3535 231 008	HAL - RETIREMENT TEACHERS BSMS	1,254.25	433.53	5,213.30	415.65	(3,959.05)	0.00	(3,959.05)
01 3535 237 000	HAL - INCR RET CONTR DIST	3.28	0.00	0.00	0.00	3.28	0.00	3.28
01 3535 237 002	HAL - INCR RET CONTR BE	418.73	0.00	3.79	0.91	414.94	0.00	414.94
01 3535 237 003	HAL - INCR RET CONTR PC	939.56	0.00	0.00	0.00	939.56	0.00	939.56
01 3535 237 004	HAL - INCR RET CONTR HE	897.18	72.56	870.71	97.05	26.47	0.00	26.47
01 3535 237 005	HAL - INCR RET CONTR BMS	418.73	0.00	0.00	0.00	418.73	0.00	418.73
01 3535 237 006	HAL - INCR RET CONTR AP	897.17	72.56	874.09	97.43	23.08	0.00	23.08
01 3535 237 007	HAL - INCR RET CONTR SE	940.95	0.00	0.00	0.00	940.95	0.00	940.95
01 3535 237 008	HAL - INCR RET CONTR BSMS	431.29	149.09	1,792.92	415.71	(1,361.63)	0.00	(1,361.63)
01 3535 281 002	HAL - HEALTH BEN TEACHERS BE	813.31	0.00	0.00	0.00	813.31	0.00	813.31
01 3535 281 003	HAL - HEALTH BEN TEACHERS PC	0.00	0.00	0.00	0.00	0.00	0.00	0.00
01 3535 281 004	HAL - HEALTH BEN TEACHERS HE	2,053.82	237.50	2,850.00	138.77	(796.18)	0.00	(796.18)
01 3535 281 005	HAL - HEALTH BEN TEACHERS BMS	813.31	0.00	0.00	0.00	813.31	0.00	813.31
01 3535 281 006	HAL - HEALTH TEACHERS AP	2,053.82	237.50	2,850.00	138.77	(796.18)	0.00	(796.18)
01 3535 281 007	HAL - HEALTH TEACHERS SE	0.00	0.00	0.00	0.00	0.00	0.00	0.00
01 3535 281 008	HAL - HEALTH BEN TEACHERS BSMS	837.96	0.00	0.00	0.00	837.96	0.00	837.96
01 3535 580 000	HAL - TRAVEL & MILEAGE DIST	200.00	0.00	1,311.72	655.86	(1,111.72)	0.00	(1,111.72)
01 3535 580 002	HAL - TRAVEL & MILEAGE BE	200.00	0.00	0.00	0.00	200.00	0.00	200.00
01 3535 580 003	HAL - TRAVEL & MILEAGE PC	200.00	0.00	0.00	0.00	200.00	0.00	200.00
01 3535 580 004	HAL - TRAVEL & MILEAGE HE	200.00	0.00	0.00	0.00	200.00	0.00	200.00
01 3535 580 005	HAL - TRAVEL & MILEAGE BMS	200.00	0.00	0.00	0.00	200.00	0.00	200.00
01 3535 580 006	HAL - TRAVEL & MILEAGE AP	200.00	0.00	0.00	0.00	200.00	0.00	200.00
01 3535 580 007	HAL - TRAVEL & MILEAGE SE	200.00	0.00	0.00	0.00	200.00	0.00	200.00



Account Number	Account Description	Revised Budget	Expended During Month	Expenditures to Date	% of Budget	Balance at EOM	P/ O Outstanding	Unencumbered Balance
01 5000 832 000	DEBT SERVICE - INTEREST DIST	1,000,000.00	0.00	1,000,000.00	100.00	0.00	0.00	0.00
5000 DEBT SERVICES		1,000,000.00	0.00	1,000,000.00	100.00	0.00	0.00	0.00
6200 TITLE I, PART A ESSA IMPROV THE ACADEM								
01 6200 111 002	TITLE 1 ESSA - SALARIES TEACHERS BE	85,286.14	6,946.61	83,440.62	97.84	1,845.52	0.00	1,845.52
01 6200 111 004	TITLE 1 ESSA - SALARIES TEACHERS HE	0.00	5,907.44	70,889.50	0.00	(70,889.50)	0.00	(70,889.50)
01 6200 151 002	TITLE 1 ESSA - ADD'L COMP TEACHERS BE	163.10	18.00	243.08	149.04	(79.98)	0.00	(79.98)
01 6200 151 004	TITLE 1 ESSA - ADD'L COMP TEACHERS HE	0.00	0.00	0.00	0.00	0.00	0.00	0.00
01 6200 211 002	TITLE 1 ESSA - GROUP INS TEACHERS BE	27,382.40	2,286.84	27,436.88	100.20	(54.48)	0.00	(54.48)
01 6200 211 004	TITLE 1 ESSA - GROUP INS TEACHERS HE	0.00	1,982.69	23,787.77	0.00	(23,787.77)	0.00	(23,787.77)
01 6200 221 002	TITLE 1 ESSA - SOC SEC TEACHERS BE	6,142.62	530.51	6,374.38	103.77	(231.76)	0.00	(231.76)
01 6200 221 004	TITLE 1 ESSA - SOC SEC TEACHERS HE	0.00	444.09	5,329.10	0.00	(5,329.10)	0.00	(5,329.10)
01 6200 231 002	TITLE 1 ESSA - RETIREMENT TEACHERS BE	6,101.98	510.58	6,136.15	100.56	(34.17)	0.00	(34.17)
01 6200 231 004	TITLE 1 ESSA - RETIREMENT TEACHERS HE	0.00	434.20	5,210.40	0.00	(5,210.40)	0.00	(5,210.40)
01 6200 237 002	TITLE 1 ESSA - INCR RET CONTR BE	2,098.64	175.59	2,110.28	100.55	(11.64)	0.00	(11.64)
01 6200 237 004	TITLE 1 ESSA - INCR RET CONTR HE	0.00	149.33	1,791.93	0.00	(1,791.93)	0.00	(1,791.93)
01 6200 320 001	TITLE I, PART A ESSA - PROF ED SERV	0.00	0.00	0.00	0.00	0.00	0.00	0.00
01 6200 320 002	TITLE I, PART A ESSA - PROF ED SERV	0.00	0.00	0.00	0.00	0.00	0.00	0.00
01 6200 580 001	TITLE 1 ESSA - TRAVEL & MILEAGE HS	0.00	0.00	0.00	0.00	0.00	0.00	0.00
01 6200 580 002	TITLE 1 ESSA - TRAVEL & MILEAGE BE	0.00	0.00	0.00	0.00	0.00	0.00	0.00
01 6200 580 003	TITLE 1 ESSA - TRAVEL & MILEAGE PC	0.00	0.00	0.00	0.00	0.00	0.00	0.00
01 6200 610 002	TITLE 1 ESSA - SUPPLIES BE	0.00	0.00	0.00	0.00	0.00	0.00	0.00
01 6200 610 003	TITLE 1 ESSA - SUPPLIES PC	0.00	0.00	0.00	0.00	0.00	0.00	0.00
01 6200 610 004	TITLE 1 ESSA - SUPPLIES HE	0.00	0.00	0.00	0.00	0.00	0.00	0.00
01 6200 640 002	TITLE 1 ESSA - BOOKS & PER BE	500.00	0.00	0.00	0.00	500.00	0.00	500.00
01 6200 640 003	TITLE 1 ESSA - BOOKS & PER PC	500.00	0.00	0.00	0.00	500.00	0.00	500.00
01 6200 640 004	TITLE 1 ESSA - BOOKS & PER HE	500.00	0.00	0.00	0.00	500.00	0.00	500.00
01 6200 810 002	TITLE 1 ESSA - DUES & FEES BE	0.00	0.00	0.00	0.00	0.00	0.00	0.00
01 6200 890 002	TITLE 1 ESSA - OTHER MISC BE	0.00	0.00	0.00	0.00	0.00	0.00	0.00
01 6200 890 003	TITLE 1 ESSA - OTHER MISC PC	0.00	0.00	0.00	0.00	0.00	0.00	0.00
01 6200 890 004	TITLE 1 ESSA - OTHER MISC HE	0.00	0.00	0.00	0.00	0.00	0.00	0.00
6200 TITLE I, PART A ESSA IMPROV THE ACADEM		128,674.88	19,385.88	232,750.09	180.88	(104,075.21)	0.00	(104,075.21)
6310 TITLE II, PART A ESSA TCHR QUAL GRANTS								
01 6310 111 000	TITLE IIA ESSA - SALARIES TEACHERS DIST	0.00	466.99	466.99	0.00	(466.99)	0.00	(466.99)
01 6310 111 001	TITLE IIA ESSA - SALARIES TEACHERS HS	0.00	7,444.37	7,444.37	0.00	(7,444.37)	0.00	(7,444.37)
01 6310 111 002	TITLE IIA ESSA - SALARIES TEACHERS BE	0.00	851.57	4,917.13	0.00	(4,917.13)	0.00	(4,917.13)
01 6310 111 003	TITLE IIA ESSA - SALARIES TEACHERS PC	0.00	3,543.63	4,367.73	0.00	(4,367.73)	0.00	(4,367.73)
01 6310 111 004	TITLE IIA ESSA - SALARIES TEACHERS HE	0.00	2,911.82	3,571.10	0.00	(3,571.10)	0.00	(3,571.10)
01 6310 111 005	TITLE IIA ESSA - SALARIES TEACHERS BMS	0.00	1,538.32	5,654.48	0.00	(5,654.48)	0.00	(5,654.48)
01 6310 111 006	TITLE IIA ESSA - SALARIES TEACHERS AP	0.00	6,544.76	6,544.76	0.00	(6,544.76)	0.00	(6,544.76)
01 6310 111 007	TITLE IIA ESSA - SALARIES TEACHERS SE	0.00	1,126.27	4,448.57	0.00	(4,448.57)	0.00	(4,448.57)
01 6310 111 008	TITLE IIA ESSA - SALARIES TEACHERS BSMS	0.00	3,735.92	9,092.57	0.00	(9,092.57)	0.00	(9,092.57)
01 6310 123 001	TITLE IIA ESSA - SUB TEACHERS HS	0.00	0.00	0.00	0.00	0.00	0.00	0.00
01 6310 123 002	TITLE IIA ESSA - SUB TEACHERS BE	0.00	0.00	0.00	0.00	0.00	0.00	0.00
01 6310 123 003	TITLE IIA ESSA - SUB TEACHERS PC	0.00	0.00	0.00	0.00	0.00	0.00	0.00
01 6310 123 004	TITLE IIA ESSA - SUB TEACHERS HE	0.00	0.00	0.00	0.00	0.00	0.00	0.00
01 6310 123 006	TITLE IIA ESSA - SUB TEACHERS AP	0.00	0.00	0.00	0.00	0.00	0.00	0.00
01 6310 221 000	TITLE IIA ESSA - SOC SEC TEACHERS DIST	0.00	35.73	35.73	0.00	(35.73)	0.00	(35.73)
01 6310 221 001	TITLE IIA ESSA - SOC SEC TEACHERS HS	0.00	569.49	569.49	0.00	(569.49)	0.00	(569.49)
01 6310 221 002	TITLE IIA ESSA - SOC SEC TEACHERS BE	0.00	65.15	376.20	0.00	(376.20)	0.00	(376.20)
01 6310 221 003	TITLE IIA ESSA - SOC SEC TEACHERS PC	0.00	271.06	334.09	0.00	(334.09)	0.00	(334.09)
01 6310 221 004	TITLE IIA ESSA - SOC SEC TEACHERS HE	0.00	222.73	273.17	0.00	(273.17)	0.00	(273.17)
01 6310 221 005	TITLE IIA ESSA - SOC SEC TEACHERS BMS	0.00	117.69	432.55	0.00	(432.55)	0.00	(432.55)
01 6310 221 006	TITLE IIA ESSA - SOC SEC TEACHERS AP	0.00	500.67	500.67	0.00	(500.67)	0.00	(500.67)
01 6310 221 007	TITLE IIA ESSA - SOC SEC TEACHERS SE	0.00	86.15	340.35	0.00	(340.35)	0.00	(340.35)



Account Number	Account Description	Revised Budget	Expended During Month	Expenditures to Date	% of Budget	Balance at EOM	P/ O Outstanding	Unencumbered Balance
01 6310 810 003	TITLE IIA ESSA - DUES & FEES PC	0.00	0.00	0.00	0.00	0.00	0.00	0.00
01 6310 810 004	TITLE IIA ESSA - DUES & FEES HE	0.00	0.00	0.00	0.00	0.00	0.00	0.00
01 6310 810 005	TITLE IIA ESSA - DUES & FEES BMS	0.00	0.00	0.00	0.00	0.00	0.00	0.00
01 6310 810 006	TITLE IIA ESSA - DUES & FEES AP	0.00	0.00	0.00	0.00	0.00	0.00	0.00
01 6310 890 001	TITLE IIA ESSA - OTHER MISC HS	0.00	0.00	0.00	0.00	0.00	0.00	0.00
01 6310 890 002	TITLE IIA ESSA - OTHER MISC BE	0.00	0.00	0.00	0.00	0.00	0.00	0.00
01 6310 890 003	TITLE IIA ESSA - OTHER MISC PC	0.00	0.00	0.00	0.00	0.00	0.00	0.00
01 6310 890 004	TITLE IIA ESSA - OTHER MISC HE	0.00	0.00	0.00	0.00	0.00	0.00	0.00
01 6310 890 005	TITLE IIA ESSA - OTHER MISC BMS	0.00	0.00	0.00	0.00	0.00	0.00	0.00
01 6310 890 006	TITLE IIA ESSA - OTHER MISC AP	0.00	0.00	0.00	0.00	0.00	0.00	0.00
6310	TITLE II, PART A ESSA TCHR QUAL GRANTS	1,549.90	33,013.15	54,556.21	3,519.98	(53,006.31)	0.00	(53,006.31)
6404	IDEA PART B(611) BASE ALLOC BIRTH TO 4							
01 6404 111 002	IDEA B BASE - SALARIES TEACHERS BE	0.00	0.00	0.00	0.00	0.00	0.00	0.00
01 6404 111 006	IDEA B BASE - SALARIES TEACHERS AP	2,337.16	0.00	799.26	34.20	1,537.90	0.00	1,537.90
01 6404 151 002	IDEA B BASE - ADD'L COMP TEACHERS BE	0.00	0.00	0.00	0.00	0.00	0.00	0.00
01 6404 151 006	IDEA B BASE - ADD'L COMP TEACHERS AP	0.00	0.00	0.00	0.00	0.00	0.00	0.00
01 6404 211 002	IDEA B BASE - GROUPS INS TEACHERS BE	0.00	0.00	0.00	0.00	0.00	0.00	0.00
01 6404 211 006	IDEA B BASE - GROUPS INS TEACHERS AP	0.00	0.00	320.14	0.00	(320.14)	0.00	(320.14)
01 6404 221 002	IDEA B BASE - SOC SEC TEACHERS BE	0.00	0.00	0.00	0.00	0.00	0.00	0.00
01 6404 221 006	IDEA B BASE - SOC SEC TEACHERS AP	24.31	0.00	58.66	241.30	(34.35)	0.00	(34.35)
01 6404 231 002	IDEA B BASE - RETIREMENT TEACHERS BE	0.00	0.00	0.00	0.00	0.00	0.00	0.00
01 6404 231 006	IDEA B BASE - RETIREMENT TEACHERS AP	24.12	0.00	58.74	243.53	(34.62)	0.00	(34.62)
01 6404 237 002	IDEA B BASE - INCR RET CONTR BE	0.00	0.00	0.00	0.00	0.00	0.00	0.00
01 6404 237 006	IDEA B BASE - INCR RET CONTR AP	8.29	0.00	20.20	243.67	(11.91)	0.00	(11.91)
01 6404 610 002	IDEA B BASE - SUPPLIES BE	0.00	0.00	0.00	0.00	0.00	0.00	0.00
01 6404 610 006	IDEA B BASE - SUPPLIES AP	2,000.00	0.00	0.00	0.00	2,000.00	0.00	2,000.00
6404	IDEA PART B(611) BASE ALLOC BIRTH TO 4	4,393.88	0.00	1,257.00	28.61	3,136.88	0.00	3,136.88
6406	IDEA PRESCHOOL(619) BASE ALLOC							
01 6406 111 002	IDEA PRESCH - SALARIES TEACHERS BE	0.00	0.00	0.00	0.00	0.00	0.00	0.00
01 6406 111 006	IDEA PRESCH - SALARIES TEACHERS AP	1,449.55	0.00	346.25	23.89	1,103.30	0.00	1,103.30
01 6406 111 007	IDEA PRESCH - SALARIES TEACHERS SE	0.00	0.00	0.00	0.00	0.00	0.00	0.00
01 6406 211 002	IDEA PRESCH - GROUP INS TEACHERS BE	0.00	0.00	0.00	0.00	0.00	0.00	0.00
01 6406 211 006	IDEA PRESCH - GROUP INS TEACHERS AP	0.00	0.00	113.98	0.00	(113.98)	0.00	(113.98)
01 6406 211 007	IDEA PRESCH - GROUP INS TEACHERS SE	0.00	0.00	0.00	0.00	0.00	0.00	0.00
01 6406 221 002	IDEA PRESCH - SOC SEC TEACHERS BE	0.00	0.00	0.00	0.00	0.00	0.00	0.00
01 6406 221 006	IDEA PRESCH - SOC SEC TEACHERS AP	32.47	0.00	25.09	77.27	7.38	0.00	7.38
01 6406 221 007	IDEA PRESCH - SOC SEC TEACHERS SE	0.00	0.00	0.00	0.00	0.00	0.00	0.00
01 6406 231 002	IDEA PRESCH - RETIREMENT TEACHERS BE	0.00	0.00	0.00	0.00	0.00	0.00	0.00
01 6406 231 006	IDEA PRESCH - RETIREMENT TEACHERS AP	32.16	0.00	25.45	79.14	6.71	0.00	6.71
01 6406 231 007	IDEA PRESCH - RETIREMENT TEACHERS SE	0.00	0.00	0.00	0.00	0.00	0.00	0.00
01 6406 237 002	IDEA PRESCH - INCR RET CONTR BE	0.00	0.00	0.00	0.00	0.00	0.00	0.00
01 6406 237 006	IDEA PRESCH - INCR RET CONTR AP	11.07	0.00	8.75	79.04	2.32	0.00	2.32
01 6406 237 007	IDEA PRESCH - INCR RET CONTR SE	0.00	0.00	0.00	0.00	0.00	0.00	0.00
01 6406 281 007	IDEA PRESCH - HEALTH BEN TEACHERS/PROF SE	0.00	0.00	0.00	0.00	0.00	0.00	0.00
01 6406 320 000	IDEA PRESCH - PROF ED SERVICES	0.00	0.00	0.00	0.00	0.00	0.00	0.00
01 6406 610 002	IDEA PRESCH - SUPPLIES BE	0.00	0.00	0.00	0.00	0.00	0.00	0.00
01 6406 610 006	IDEA PRESCH - SUPPLIES AP	10,000.00	0.00	0.00	0.00	10,000.00	0.00	10,000.00
6406	IDEA PRESCHOOL(619) BASE ALLOC	11,525.25	0.00	519.52	4.51	11,005.73	0.00	11,005.73
6408	IDEA PART B-611-BASE-EP							
01 6408 111 000	IDEA E/P - SALARIES TEACHERS DIST	0.00	0.00	0.00	0.00	0.00	0.00	0.00
01 6408 111 006	IDEA E/P - SALARIES TEACHERS AP	428,874.19	28,685.07	344,853.28	80.41	84,020.91	0.00	84,020.91
01 6408 112 006	IDEA E/P - SALARIES INSTR AIDES AP	57,191.28	0.00	33,907.06	59.29	23,284.22	0.00	23,284.22
01 6408 122 006	IDEA E/P - SUBS AIDES/ASST AP	2,160.61	0.00	4,710.88	218.03	(2,550.27)	0.00	(2,550.27)
01 6408 123 006	IDEA E/P - SUB TEACHERS AP	255.02	0.00	742.50	291.15	(487.48)	0.00	(487.48)



Account Number	Account Description	Revised Budget	Expended During Month	Expenditures to Date	% of Budget	Balance at EOM	P/ O Outstanding	Unencumbered Balance
01 6408 734 001	IDEA E/P - HARDWARE HS	0.00	0.00	0.00	0.00	0.00	0.00	0.00
01 6408 734 002	IDEA E/P - HARDWARE BE	0.00	0.00	0.00	0.00	0.00	0.00	0.00
01 6408 734 003	IDEA E/P - HARDWARE PC	0.00	0.00	0.00	0.00	0.00	0.00	0.00
01 6408 734 004	IDEA E/P - HARDWARE HE	0.00	0.00	0.00	0.00	0.00	0.00	0.00
01 6408 734 006	IDEA E/P - HARDWARE AP	0.00	0.00	0.00	0.00	0.00	0.00	0.00
01 6408 735 001	IDEA E/P - SOFTWARE HS	0.00	0.00	0.00	0.00	0.00	0.00	0.00
01 6408 735 002	IDEA E/P - SOFTWARE BE	0.00	0.00	0.00	0.00	0.00	0.00	0.00
01 6408 735 003	IDEA E/P - SOFTWARE PC	0.00	0.00	0.00	0.00	0.00	0.00	0.00
01 6408 735 004	IDEA E/P - SOFTWARE HE	0.00	0.00	0.00	0.00	0.00	0.00	0.00
01 6408 735 006	IDEA E/P - SOFTWARE AP	0.00	0.00	0.00	0.00	0.00	0.00	0.00
01 6408 810 001	IDEA E/P - DUES & FEES HS	0.00	0.00	0.00	0.00	0.00	0.00	0.00
01 6408 810 002	IDEA E/P - DUES & FEES BE	0.00	0.00	0.00	0.00	0.00	0.00	0.00
01 6408 810 003	IDEA E/P - DUES & FEES PC	0.00	0.00	0.00	0.00	0.00	0.00	0.00
01 6408 810 004	IDEA E/P - DUES & FEES HE	0.00	0.00	0.00	0.00	0.00	0.00	0.00
01 6408 810 006	IDEA E/P - DUES & FEES AP	0.00	0.00	0.00	0.00	0.00	0.00	0.00
01 6408 890 001	IDEA E/P - OTHER MISC HS	0.00	0.00	0.00	0.00	0.00	0.00	0.00
01 6408 890 002	IDEA E/P - OTHER MISC BE	0.00	0.00	0.00	0.00	0.00	0.00	0.00
01 6408 890 003	IDEA E/P - OTHER MISC PC	0.00	0.00	0.00	0.00	0.00	0.00	0.00
01 6408 890 004	IDEA E/P - OTHER MISC HE	0.00	0.00	0.00	0.00	0.00	0.00	0.00
01 6408 890 006	IDEA E/P - OTHER MISC AP	0.00	0.00	0.00	0.00	0.00	0.00	0.00
6408	IDEA PART B-611-BASE-EP	729,621.18	41,686.56	556,497.39	76.27	173,123.79	0.00	173,123.79
6412	IDEA PART B PROPORTIONATE SHARE							
01 6412 111 000	IDEA B PRO SHARE - SALARIES TEACHERS	0.00	0.00	0.00	0.00	0.00	0.00	0.00
01 6412 111 002	IDEA B PRO SHARE - SALARIES TEACHERS BE	0.00	0.00	0.00	0.00	0.00	0.00	0.00
01 6412 111 004	IDEA B PRO SHARE - SALARIES TEACHERS HE	0.00	0.00	0.00	0.00	0.00	0.00	0.00
01 6412 111 006	IDEA B PRO SHARE - SALARIES TEACHERS AP	0.00	701.92	7,978.91	0.00	(7,978.91)	0.00	(7,978.91)
01 6412 111 007	IDEA B PRO SHARE - SALARIES TEACHERS SE	0.00	609.38	5,848.16	0.00	(5,848.16)	0.00	(5,848.16)
01 6412 151 000	IDEA B PRO SHARE - ADD'L COMP TEACHERS	12.14	0.00	18.00	148.27	(5.86)	0.00	(5.86)
01 6412 211 000	IDEA B PRO SHARE - GROUP INS TEACHERS	1,573.26	0.00	0.00	0.00	1,573.26	0.00	1,573.26
01 6412 211 002	IDEA B PRO SHARE - GROUP INS TEACHERS BE	0.00	0.00	0.00	0.00	0.00	0.00	0.00
01 6412 211 004	IDEA B PRO SHARE - GROUP INS TEACHERS HE	0.00	0.00	0.00	0.00	0.00	0.00	0.00
01 6412 211 006	IDEA B PRO SHARE - GROUP INS TEACHERS/PROF AP	0.00	249.67	2,917.69	0.00	(2,917.69)	0.00	(2,917.69)
01 6412 211 007	IDEA B PRO SHARE - GROUP INS TEACHERS/PROF SE	0.00	0.62	6.83	0.00	(6.83)	0.00	(6.83)
01 6412 221 000	IDEA B PRO SHARE - SOC SEC TEACHERS	52.15	0.00	1.38	2.65	50.77	0.00	50.77
01 6412 221 002	IDEA B PRO SHARE - SOC SEC TEACHERS BE	0.00	0.00	0.00	0.00	0.00	0.00	0.00
01 6412 221 004	IDEA B PRO SHARE - SOC SEC TEACHERS HE	0.00	0.00	0.00	0.00	0.00	0.00	0.00
01 6412 221 006	IDEA B PRO SHARE - SOC SEC TEACHERS/PROF AP	0.00	52.68	599.18	0.00	(599.18)	0.00	(599.18)
01 6412 221 007	IDEA B PRO SHARE - SOC SEC TEACHERS/PROF SE	0.00	46.62	447.41	0.00	(447.41)	0.00	(447.41)
01 6412 231 000	IDEA B PRO SHARE - RETIREMENT TEACHERS	0.00	0.00	0.00	0.00	0.00	0.00	0.00
01 6412 231 002	IDEA B PRO SHARE - RETIREMENT TEACHERS BE	0.00	0.00	0.00	0.00	0.00	0.00	0.00
01 6412 231 004	IDEA B PRO SHARE - RETIREMENT TEACHERS HE	0.00	0.00	0.00	0.00	0.00	0.00	0.00
01 6412 231 006	IDEA B PRO SHARE - RETIREMENT TEACHERS/PROF AP	0.00	51.52	586.03	0.00	(586.03)	0.00	(586.03)
01 6412 231 007	IDEA B PRO SHARE - RETIREMENT TEACHERS/PROF SE	0.00	44.79	429.84	0.00	(429.84)	0.00	(429.84)
01 6412 237 000	IDEA B PRO SHARE - INCR RET CONTR	155.98	0.00	0.00	0.00	155.98	0.00	155.98
01 6412 237 002	IDEA B PRO SHARE - INCR RET CONTR BE	0.00	0.00	0.00	0.00	0.00	0.00	0.00
01 6412 237 004	IDEA B PRO SHARE - INCR RET CONTR HE	0.00	0.00	0.00	0.00	0.00	0.00	0.00
01 6412 237 006	IDEA B PRO SHARE - INCR RET CONTR AP	0.00	17.72	201.57	0.00	(201.57)	0.00	(201.57)
01 6412 237 007	IDEA B PRO SHARE - INCR RET CONTR SE	0.00	15.40	147.79	0.00	(147.79)	0.00	(147.79)
01 6412 281 000	IDEA B PRO SHARE - HEALTH BEN TEACHERS	0.00	0.00	0.00	0.00	0.00	0.00	0.00
01 6412 281 002	IDEA B PRO SHARE - HEALTH BEN TEACHERS BE	0.00	0.00	0.00	0.00	0.00	0.00	0.00
01 6412 281 004	IDEA B PRO SHARE - HEALTH BEN TEACHERS HE	0.00	0.00	0.00	0.00	0.00	0.00	0.00
01 6412 590 000	IDEA B PRO SHARE - PURCHASED SERVICES	0.00	0.00	1,719.65	0.00	(1,719.65)	0.00	(1,719.65)
6412	IDEA PART B PROPORTIONATE SHARE	1,793.53	1,790.32	20,902.44	1,165.44	(19,108.91)	0.00	(19,108.91)
6421	IDEA ARP Part B 611							





Account Number	Account Description	Revised Budget	Expended During Month	Expenditures to Date	% of Budget	Balance at EOM	P/ O Outstanding	Unencumbered Balance
01 9000 890 002	NON-PROG EXP - OTHER MISC BE	0.00	0.00	0.00	0.00	0.00	0.00	0.00
01 9000 890 003	NON-PROG EXP - OTHER MISC PC	0.00	0.00	0.00	0.00	0.00	0.00	0.00
01 9000 890 004	NON-PROG EXP - OTHER MISC HE	0.00	0.00	0.00	0.00	0.00	0.00	0.00
01 9000 890 005	NON-PROG EXP - OTHER MISC BMS	0.00	0.00	0.00	0.00	0.00	0.00	0.00
01 9000 890 006	NON-PROG EXP - OTHER MISC AP	0.00	0.00	0.00	0.00	0.00	0.00	0.00
01 9000 890 007	NON-PROG EXP - OTHER MISC SE	0.00	0.00	0.00	0.00	0.00	0.00	0.00
01 9000 890 008	NON-PROG EXP - OTHER MISC BSMS	0.00	0.00	0.00	0.00	0.00	0.00	0.00
9000	NON-PROGRAM EXPENDITURES	0.00	0.00	0.00	0.00	0.00	0.00	0.00
01	GENFRAI FLIND CHECKING	51,664,222.00	5,262,161.09	51,605,008.96	100.21	59,213.04	168,155.30	(108,942.26)

Account Number	Account Description	Revised Budget	Expended During Month	Expenditures to Date	% of Budget	Balance at EOM	P/ O Outstanding	Unencumbered Balance
02	NUTRITION SERVICES							
3100	FOOD SERVICE OPERATIONS							
02 3100 110 000	SALARIES COOKS DIST	83,900.00	7,271.33	84,179.66	100.33	(279.66)	0.00	(279.66)
02 3100 110 001	SALARIES COOKS HS	0.00	0.00	80,120.61	0.00	(80,120.61)	0.00	(80,120.61)
02 3100 110 002	SALARIES COOKS BE	0.00	52.84	64,729.92	0.00	(64,729.92)	0.00	(64,729.92)
02 3100 110 003	SALARIES COOKS PC	0.00	0.00	69,278.46	0.00	(69,278.46)	0.00	(69,278.46)
02 3100 110 004	SALARIES COOKS HE	0.00	0.00	57,868.13	0.00	(57,868.13)	0.00	(57,868.13)
02 3100 110 005	SALARIES COOKS BMS	0.00	0.00	78,394.90	0.00	(78,394.90)	0.00	(78,394.90)
02 3100 110 006	SALARIES COOKS AP	0.00	0.00	53,620.74	0.00	(53,620.74)	0.00	(53,620.74)
02 3100 110 007	SALARIES COOKS SE	0.00	0.00	45,036.05	0.00	(45,036.05)	0.00	(45,036.05)
02 3100 110 008	SALARIES COOKS BSMS	0.00	104.49	71,466.06	0.00	(71,466.06)	0.00	(71,466.06)
02 3100 120 001	SUB COOK SALARIES HS	0.00	0.00	32,981.47	0.00	(32,981.47)	0.00	(32,981.47)
02 3100 120 002	SUB COOK SALARIES BE	0.00	0.00	2,932.60	0.00	(2,932.60)	0.00	(2,932.60)
02 3100 120 003	SUB COOK SALARIES PC	0.00	0.00	1,078.80	0.00	(1,078.80)	0.00	(1,078.80)
02 3100 120 004	SUB COOK SALARIES HE	0.00	0.00	13,173.16	0.00	(13,173.16)	0.00	(13,173.16)
02 3100 120 005	SUB COOK SALARIES BMS	0.00	0.00	1,207.22	0.00	(1,207.22)	0.00	(1,207.22)
02 3100 120 006	SUB COOK SALARIES AP	0.00	0.00	2,993.17	0.00	(2,993.17)	0.00	(2,993.17)
02 3100 120 007	SUB COOK SALARIES SE	0.00	0.00	7,903.68	0.00	(7,903.68)	0.00	(7,903.68)
02 3100 120 008	SUB COOK SALARIES BSMS	0.00	0.00	16,550.74	0.00	(16,550.74)	0.00	(16,550.74)
02 3100 130 000	OT COOKS DIST	0.00	0.00	0.00	0.00	0.00	0.00	0.00
02 3100 130 001	OT COOKS HS	0.00	0.00	0.00	0.00	0.00	0.00	0.00
02 3100 130 002	OT COOKS BE	0.00	0.00	0.00	0.00	0.00	0.00	0.00
02 3100 130 003	OT COOKS PC	0.00	0.00	137.70	0.00	(137.70)	0.00	(137.70)
02 3100 130 004	OT COOKS HE	0.00	0.00	90.16	0.00	(90.16)	0.00	(90.16)
02 3100 130 005	OT COOKS BMS	0.00	0.00	206.92	0.00	(206.92)	0.00	(206.92)
02 3100 130 006	OT COOKS AP	0.00	0.00	60.15	0.00	(60.15)	0.00	(60.15)
02 3100 130 007	OT COOKS SE	0.00	0.00	11.16	0.00	(11.16)	0.00	(11.16)
02 3100 130 008	OT COOKS BSMS	0.00	0.00	33.90	0.00	(33.90)	0.00	(33.90)
02 3100 150 000	ADD'L COMP COOKS DIST	218.14	18.18	218.16	100.01	(0.02)	0.00	(0.02)
02 3100 150 001	ADD'L COMP COOKS HS	0.00	0.00	212.01	0.00	(212.01)	0.00	(212.01)
02 3100 150 002	ADD'L COMP COOKS BE	0.00	0.00	133.80	0.00	(133.80)	0.00	(133.80)
02 3100 150 003	ADD'L COMP COOKS PC	0.00	0.00	121.68	0.00	(121.68)	0.00	(121.68)
02 3100 150 004	ADD'L COMP COOKS HE	0.00	0.00	117.43	0.00	(117.43)	0.00	(117.43)
02 3100 150 005	ADD'L COMP COOKS BMS	0.00	0.00	176.70	0.00	(176.70)	0.00	(176.70)
02 3100 150 006	ADD'L COMP COOKS AP	0.00	0.00	119.16	0.00	(119.16)	0.00	(119.16)
02 3100 150 007	ADD'L COMP COOKS SE	0.00	0.00	90.18	0.00	(90.18)	0.00	(90.18)
02 3100 150 008	ADD'L COMP COOKS BSMS	0.00	0.00	150.84	0.00	(150.84)	0.00	(150.84)
02 3100 210 000	GROUP INS COOKS DIST	27,442.08	2,286.84	27,436.88	99.98	5.20	0.00	5.20
02 3100 210 001	GROUP INS COOKS HS	0.00	657.19	7,844.68	0.00	(7,844.68)	0.00	(7,844.68)
02 3100 210 002	GROUP INS COOKS BE	0.00	646.79	7,745.88	0.00	(7,745.88)	0.00	(7,745.88)
02 3100 210 003	GROUP INS COOKS PC	0.00	20.80	228.98	0.00	(228.98)	0.00	(228.98)
02 3100 210 004	GROUP INS COOKS HE	0.00	646.79	7,742.07	0.00	(7,742.07)	0.00	(7,742.07)
02 3100 210 005	GROUP INS COOKS BMS	0.00	646.79	7,777.08	0.00	(7,777.08)	0.00	(7,777.08)
02 3100 210 006	GROUP INS COOKS AP	0.00	42.54	485.51	0.00	(485.51)	0.00	(485.51)
02 3100 210 007	GROUP INS COOKS SE	0.00	7.80	7,044.49	0.00	(7,044.49)	0.00	(7,044.49)
02 3100 210 008	GROUP INS COOKS BSMS	0.00	638.99	7,701.68	0.00	(7,701.68)	0.00	(7,701.68)
02 3100 220 000	SOC SEC COOKS DIST	6,435.04	548.10	6,341.90	98.55	93.14	0.00	93.14
02 3100 220 001	SOC SEC COOKS HS	0.00	0.00	8,662.64	0.00	(8,662.64)	0.00	(8,662.64)
02 3100 220 002	SOC SEC COOKS BE	0.00	4.05	4,552.46	0.00	(4,552.46)	0.00	(4,552.46)
02 3100 220 003	SOC SEC COOKS PC	0.00	19.13	5,625.66	0.00	(5,625.66)	0.00	(5,625.66)
02 3100 220 004	SOC SEC COOKS HE	0.00	0.00	4,946.12	0.00	(4,946.12)	0.00	(4,946.12)
02 3100 220 005	SOC SEC COOKS BMS	0.00	0.00	6,112.94	0.00	(6,112.94)	0.00	(6,112.94)
02 3100 220 006	SOC SEC COOKS AP	0.00	16.87	4,480.10	0.00	(4,480.10)	0.00	(4,480.10)
02 3100 220 007	SOC SEC COOKS SE	0.00	19.13	4,064.85	0.00	(4,064.85)	0.00	(4,064.85)
02 3100 220 008	SOC SEC COOKS BSMS	0.00	8.00	6,741.40	0.00	(6,741.40)	0.00	(6,741.40)

Account Number	Account Description	Revised Budget	Expended During Month	Expenditures to Date	% of Budget	Balance at EOM	P/ O Outstanding	Unencumbered Balance
02 3100 230 000	RETIREMENT COOKS DIST	8,287.47	534.44	6,187.22	74.66	2,100.25	0.00	2,100.25
02 3100 230 001	RETIREMENT COOKS HS	0.00	0.00	7,173.94	0.00	(7,173.94)	0.00	(7,173.94)
02 3100 230 002	RETIREMENT COOKS BE	0.00	3.88	4,761.82	0.00	(4,761.82)	0.00	(4,761.82)
02 3100 230 003	RETIREMENT COOKS PC	0.00	0.00	5,126.90	0.00	(5,126.90)	0.00	(5,126.90)
02 3100 230 004	RETIREMENT COOKS HE	0.00	0.00	4,180.71	0.00	(4,180.71)	0.00	(4,180.71)
02 3100 230 005	RETIREMENT COOKS BMS	0.00	0.00	5,781.41	0.00	(5,781.41)	0.00	(5,781.41)
02 3100 230 006	RETIREMENT COOKS AP	0.00	0.00	3,950.20	0.00	(3,950.20)	0.00	(3,950.20)
02 3100 230 007	RETIREMENT COOKS SE	0.00	0.00	3,318.95	0.00	(3,318.95)	0.00	(3,318.95)
02 3100 230 008	RETIREMENT COOKS BSMS	0.00	7.68	5,250.83	0.00	(5,250.83)	0.00	(5,250.83)
02 3100 237 000	INCR RET CONTR DIST	0.00	183.80	2,127.93	0.00	(2,127.93)	0.00	(2,127.93)
02 3100 237 001	INCR RET CONTR HS	0.00	0.00	2,467.39	0.00	(2,467.39)	0.00	(2,467.39)
02 3100 237 002	INCR RET CONTR BE	0.00	1.34	1,637.65	0.00	(1,637.65)	0.00	(1,637.65)
02 3100 237 003	INCR RET CONTR PC	0.00	0.00	1,763.23	0.00	(1,763.23)	0.00	(1,763.23)
02 3100 237 004	INCR RET CONTR HE	0.00	0.00	1,437.82	0.00	(1,437.82)	0.00	(1,437.82)
02 3100 237 005	INCR RET CONTR BMS	0.00	0.00	1,988.31	0.00	(1,988.31)	0.00	(1,988.31)
02 3100 237 006	INCR RET CONTR AP	0.00	0.00	1,358.53	0.00	(1,358.53)	0.00	(1,358.53)
02 3100 237 007	INCR RET CONTR SE	0.00	0.00	1,141.46	0.00	(1,141.46)	0.00	(1,141.46)
02 3100 237 008	INCR RET CONTR BSMS	0.00	2.64	1,805.82	0.00	(1,805.82)	0.00	(1,805.82)
02 3100 280 000	HEALTH BEN COOKS DIST	0.00	0.00	0.00	0.00	0.00	0.00	0.00
02 3100 280 001	HEALTH BEN NON-INSTR HS	0.00	0.00	0.00	0.00	0.00	0.00	0.00
02 3100 280 002	HEALTH BEN NON-INSTR BE	0.00	0.00	0.00	0.00	0.00	0.00	0.00
02 3100 280 003	HEALTH BEN NON-INSTR PC	0.00	250.00	3,000.00	0.00	(3,000.00)	0.00	(3,000.00)
02 3100 280 004	HEALTH BEN NON-INSTR HE	0.00	0.00	0.00	0.00	0.00	0.00	0.00
02 3100 280 005	HEALTH BEN NON-INSTR BMS	0.00	0.00	0.00	0.00	0.00	0.00	0.00
02 3100 280 006	HEALTH BEN NON-INSTR AP	0.00	220.43	2,645.82	0.00	(2,645.82)	0.00	(2,645.82)
02 3100 280 007	HEALTH BEN NON-INSTR SE	0.00	250.00	250.00	0.00	(250.00)	0.00	(250.00)
02 3100 280 008	HEALTH BEN NON-INSTR BSMS	0.00	0.00	0.00	0.00	0.00	0.00	0.00
02 3100 431 001	REPAIRS & MAINT HS	0.00	650.00	10,435.89	0.00	(10,435.89)	0.00	(10,435.89)
02 3100 431 002	REPAIRS & MAINT BE	0.00	400.00	1,473.04	0.00	(1,473.04)	0.00	(1,473.04)
02 3100 431 003	REPAIRS & MAINT PC	0.00	595.00	9,303.88	0.00	(9,303.88)	0.00	(9,303.88)
02 3100 431 004	REPAIRS & MAINT HE	0.00	744.40	16,157.51	0.00	(16,157.51)	0.00	(16,157.51)
02 3100 431 005	REPAIRS & MAINT BMS	0.00	600.00	6,744.15	0.00	(6,744.15)	0.00	(6,744.15)
02 3100 431 006	REPAIRS & MAINT AP	0.00	615.00	4,476.40	0.00	(4,476.40)	0.00	(4,476.40)
02 3100 431 007	REPAIRS & MAINT SE	0.00	615.00	3,379.54	0.00	(3,379.54)	0.00	(3,379.54)
02 3100 431 008	REPAIRS & MAINT BSMS	0.00	665.00	5,057.27	0.00	(5,057.27)	0.00	(5,057.27)
02 3100 440 001	RENTALS HS	0.00	0.00	0.00	0.00	0.00	0.00	0.00
02 3100 440 002	RENTALS BE	0.00	0.00	0.00	0.00	0.00	0.00	0.00
02 3100 440 003	RENTALS PC	0.00	0.00	0.00	0.00	0.00	0.00	0.00
02 3100 440 004	RENTALS HE	0.00	0.00	0.00	0.00	0.00	0.00	0.00
02 3100 440 005	RENTALS BMS	0.00	0.00	0.00	0.00	0.00	0.00	0.00
02 3100 440 006	RENTALS AP	0.00	0.00	0.00	0.00	0.00	0.00	0.00
02 3100 440 007	RENTALS SE	0.00	0.00	0.00	0.00	0.00	0.00	0.00
02 3100 440 008	RENTALS BSMS	0.00	0.00	0.00	0.00	0.00	0.00	0.00
02 3100 580 000	TRAVEL EXPENSE AND MILEAGE DIST	0.00	73.28	2,184.74	0.00	(2,184.74)	0.00	(2,184.74)
02 3100 610 000	SUPPLIES DISTRICT	0.00	0.00	2,489.64	0.00	(2,489.64)	15.49	(2,505.13)
02 3100 610 001	SUPPLIES HS	0.00	0.00	20,165.43	0.00	(20,165.43)	1,419.75	(21,585.18)
02 3100 610 002	SUPPLIES BE	0.00	0.00	9,141.31	0.00	(9,141.31)	0.00	(9,141.31)
02 3100 610 003	SUPPLIES PC	0.00	0.00	10,526.11	0.00	(10,526.11)	0.00	(10,526.11)
02 3100 610 004	SUPPLIES HE	0.00	0.00	10,245.30	0.00	(10,245.30)	0.00	(10,245.30)
02 3100 610 005	SUPPLIES BMS	0.00	0.00	19,283.98	0.00	(19,283.98)	1,884.72	(21,168.70)
02 3100 610 006	SUPPLIES AP	0.00	0.00	8,616.97	0.00	(8,616.97)	0.00	(8,616.97)
02 3100 610 007	SUPPLIES SE	0.00	0.00	7,515.72	0.00	(7,515.72)	0.00	(7,515.72)
02 3100 610 008	SUPPLIES BSMS	0.00	0.00	21,340.23	0.00	(21,340.23)	2,046.57	(23,386.80)
02 3100 630 001	FOOD HS	0.00	0.00	311,538.57	0.00	(311,538.57)	55.46	(311,594.03)
02 3100 630 002	FOOD BE	0.00	0.00	86,950.91	0.00	(86,950.91)	134.68	(87,085.59)

Account Number	Account Description	Revised Budget	Expended During Month	Expenditures to Date	% of Budget	Balance at EOM	P/ O Outstanding	Unencumbered Balance
02 3100 630 003	FOOD PC	0.00	0.00	144,078.57	0.00	(144,078.57)	0.00	(144,078.57)
02 3100 630 004	FOOD HE	0.00	0.00	101,544.17	0.00	(101,544.17)	0.00	(101,544.17)
02 3100 630 005	FOOD BMS	0.00	0.00	118,307.86	0.00	(118,307.86)	0.00	(118,307.86)
02 3100 630 006	FOOD AP	0.00	0.00	87,811.35	0.00	(87,811.35)	38.84	(87,850.19)
02 3100 630 007	FOOD SE	0.00	0.00	89,322.73	0.00	(89,322.73)	33.25	(89,355.98)
02 3100 630 008	FOOD BSMS	0.00	0.00	143,611.74	0.00	(143,611.74)	84.19	(143,695.93)
02 3100 733 000	FURNITURE AND EQUIPMENT DIST	0.00	0.00	330.00	0.00	(330.00)	0.00	(330.00)
02 3100 733 001	FURNITURE AND EQUIPMENT HS	0.00	0.00	3,978.80	0.00	(3,978.80)	296.00	(4,274.80)
02 3100 733 002	FURNITURE AND EQUIPMENT BE	0.00	0.00	0.00	0.00	0.00	0.00	0.00
02 3100 733 003	FURNITURE AND EQUIPMENT PC	0.00	0.00	0.00	0.00	0.00	0.00	0.00
02 3100 733 004	FURNITURE AND EQUIPMENT HE	0.00	0.00	736.48	0.00	(736.48)	406.00	(1,142.48)
02 3100 733 005	FURNITURE AND EQUIPMENT BMS	0.00	0.00	59.36	0.00	(59.36)	0.00	(59.36)
02 3100 733 006	FURNITURE AND EQUIPMENT AP	0.00	0.00	0.00	0.00	0.00	66.00	(66.00)
02 3100 733 007	FURNITURE AND EQUIPMENT SE	0.00	0.00	0.00	0.00	0.00	0.00	0.00
02 3100 733 008	FURNITURE AND EQUIPMENT BSMS	0.00	0.00	0.00	0.00	0.00	0.00	0.00
02 3100 735 000	SOFTWARE DISTRICT	0.00	0.00	0.00	0.00	0.00	0.00	0.00
02 3100 735 001	COMPUTER SOFTWARE HS	0.00	1,973.66	3,701.46	0.00	(3,701.46)	0.00	(3,701.46)
02 3100 735 002	COMPUTER SOFTWARE BE	0.00	1,973.62	3,701.42	0.00	(3,701.42)	0.00	(3,701.42)
02 3100 735 003	COMPUTER SOFTWARE PC	0.00	1,973.62	3,701.42	0.00	(3,701.42)	0.00	(3,701.42)
02 3100 735 004	COMPUTER SOFTWARE HE	0.00	1,973.62	3,701.42	0.00	(3,701.42)	0.00	(3,701.42)
02 3100 735 005	COMPUTER SOFTWARE BMS	0.00	1,973.62	3,701.42	0.00	(3,701.42)	0.00	(3,701.42)
02 3100 735 006	COMPUTER SOFTWARE AP	0.00	1,973.62	3,701.42	0.00	(3,701.42)	0.00	(3,701.42)
02 3100 735 007	COMPUTER SOFTWARE SE	0.00	1,973.62	3,701.38	0.00	(3,701.38)	0.00	(3,701.38)
02 3100 735 008	COMPUTER SOFTWARE BSMS	0.00	1,973.62	3,701.42	0.00	(3,701.42)	0.00	(3,701.42)
02 3100 890 000	OTHER MISC EXPENSES DIST	0.00	586.22	2,449.27	0.00	(2,449.27)	225.00	(2,674.27)
02 3100 890 001	OTHER MISC EXPENSES HS	0.00	10.10	1,261.91	0.00	(1,261.91)	0.00	(1,261.91)
02 3100 890 002	OTHER MISC EXPENSES BE	0.00	0.00	51.50	0.00	(51.50)	0.00	(51.50)
02 3100 890 003	OTHER MISC EXPENSES PC	0.00	0.00	109.35	0.00	(109.35)	225.00	(334.35)
02 3100 890 004	OTHER MISC EXPENSES HE	0.00	55.70	123.90	0.00	(123.90)	300.00	(423.90)
02 3100 890 005	OTHER MISC EXPENSES BMS	0.00	0.00	78.70	0.00	(78.70)	300.00	(378.70)
02 3100 890 006	OTHER MISC EXPENSES AP	0.00	0.00	0.00	0.00	0.00	225.00	(225.00)
02 3100 890 007	OTHER MISC EXPENSES SE	0.00	0.00	162.25	0.00	(162.25)	0.00	(162.25)
02 3100 890 008	OTHER MISC EXPENSES BSMS	0.00	600.00	600.00	0.00	(600.00)	225.00	(825.00)
3100	FOOD SERVICE OPERATIONS	126,282.73	37,109.56	2,169,542.47	1,724.32	(2,043,259.74)	7,980.95	(2,051,240.69)
02	NUTRITION SERVICES	126,282.73	37,109.56	2,169,542.47	1,724.32	(2,043,259.74)	7,980.95	(2,051,240.69)

Account Number	Account Description	Revised Budget	Expended During Month	Expenditures to Date	% of Budget	Balance at EOM	P/ O Outstanding	Unencumbered Balance
03	DEPRECIATION							
2620	MAINT OF BLDGS							
03 2620 340 000	MAINT OF BLDGS - CONTR SERVICES DIST	0.00	0.00	0.00	0.00	0.00	0.00	0.00
2620	MAINT OF BLDGS	0.00	0.00	0.00	0.00	0.00	0.00	0.00
2900	OTHER SUPPORT SERVICES							
03 2900 340 000	OTHER PROF SERVICES DIST	0.00	0.00	0.00	0.00	0.00	0.00	0.00
03 2900 350 000	TECHNICAL SERVICES DIST	0.00	0.00	0.00	0.00	0.00	0.00	0.00
03 2900 440 000	RENTALS - OTHER DIST	0.00	0.00	0.00	0.00	0.00	0.00	0.00
03 2900 450 000	CONSTR SERVICES DIST	0.00	0.00	0.00	0.00	0.00	0.00	0.00
03 2900 490 000	OTHER PURCH SERVICES DIST	0.00	0.00	0.00	0.00	0.00	0.00	0.00
03 2900 610 000	SUPPLIES DIST	0.00	0.00	0.00	0.00	0.00	0.00	0.00
03 2900 621 000	NATURAL GAS DIST	0.00	0.00	0.00	0.00	0.00	0.00	0.00
03 2900 626 000	GAS AND OIL DIST	0.00	0.00	0.00	0.00	0.00	0.00	0.00
03 2900 640 000	BOOKS & PERIODICALS DIST	0.00	0.00	0.00	0.00	0.00	7,586.75	(7,586.75)
03 2900 641 000	E-BOOKS DIST	0.00	0.00	0.00	0.00	0.00	0.00	0.00
03 2900 643 000	WEB/CLOUD BASED SOFTWARE DIST	0.00	0.00	0.00	0.00	0.00	0.00	0.00
03 2900 650 000	SUPPLIES-TECHNOLOGY RELATED DIST	0.00	0.00	0.00	0.00	0.00	0.00	0.00
03 2900 730 000	EQUIPMENT DIST	0.00	0.00	0.00	0.00	0.00	0.00	0.00
03 2900 732 000	VEHICLE ACQUISITION DIST	0.00	0.00	0.00	0.00	0.00	0.00	0.00
03 2900 733 000	FURN & EQUIP DIST	0.00	0.00	0.00	0.00	0.00	0.00	0.00
03 2900 734 000	HARDWARE DIST	0.00	0.00	0.00	0.00	0.00	0.00	0.00
03 2900 735 000	SOFTWARE DIST	0.00	0.00	0.00	0.00	0.00	0.00	0.00
03 2900 739 000	OTHER EQUIP DIST	0.00	0.00	35,900.00	0.00	(35,900.00)	0.00	(35,900.00)
2900	OTHER SUPPORT SERVICES	0.00	0.00	35,900.00	0.00	(35,900.00)	7,586.75	(43,486.75)
8000	TRANSFERS (OUTGOING)							
03 8000 911 000	TRANSFERS TO GENERAL FUND DIST	0.00	0.00	0.00	0.00	0.00	0.00	0.00
8000	TRANSFERS (OUTGOING)	0.00	0.00	0.00	0.00	0.00	0.00	0.00
03	DEPRECIATION	0.00	0.00	35,900.00	0.00	(35,900.00)	7,586.75	(43,486.75)

Account Number	Account Description	Revised Budget	Expended During Month	Expenditures to Date	% of Budget	Balance at EOM	P/ O Outstanding	Unencumbered Balance
04	SPECIAL BUILDING FUND - SAVINGS							
2515	BUILDINGS & SITES							
04 2515 890 000	OTHER MISC EXPENSES	0.00	0.00	0.00	0.00	0.00	180,056.98	(180,056.98)
2515	BUILDINGS & SITES	0.00	0.00	0.00	0.00	0.00	180,056.98	(180,056.98)
04	SPECIAL BUILDING FUND - SAVINGS	0.00	0.00	0.00	0.00	0.00	180,056.98	(180,056.98)

Account Number	Account Description	Revised Budget	Expended During Month	Expenditures to Date	% of Budget	Balance at EOM	P/ O Outstanding	Unencumbered Balance
05	UNEMPLOYMENT - SAVINGS							
2900	OTHER SUPPORT SERVICES							
05 2900 271 000	WORKER'S COMPENSATION TEACH/PROF DIST	0.00	0.00	1,942.31	0.00	(1,942.31)	0.00	(1,942.31)
2900	OTHER SUPPORT SERVICES	0.00	0.00	1,942.31	0.00	(1,942.31)	0.00	(1,942.31)
05	UNEMPLOYMENT - SAVINGS	0.00	0.00	1,942.31	0.00	(1,942.31)	0.00	(1,942.31)



Account Number	Account Description	Revised Budget	Expended During Month	Expenditures to Date	% of Budget	Balance at EOM	P/ O Outstanding	Unencumbered Balance
13 4500 734 003	BLDG ACQ & CONSTR - COMP HDWE PC	0.00	0.00	0.00	0.00	0.00	0.00	0.00
13 4500 734 004	BLDG ACQ & CONSTR - COMP HDWE HE	0.00	0.00	0.00	0.00	0.00	0.00	0.00
13 4500 734 005	BLDG ACQ & CONSTR - COMP HDWE BMS	0.00	0.00	0.00	0.00	0.00	0.00	0.00
13 4500 734 006	BLDG ACQ & CONSTR - COMP HDWE AP	0.00	0.00	0.00	0.00	0.00	0.00	0.00
13 4500 734 007	BLDG ACQ & CONSTR - COMP HDWE SE	0.00	0.00	0.00	0.00	0.00	0.00	0.00
13 4500 734 008	BLDG ACQ & CONSTR - COMP HDWE BSMS	0.00	0.00	0.00	0.00	0.00	0.00	0.00
13 4500 739 000	BLDG ACQ & CONSTR - EQUIPMENT DIST	0.00	0.00	0.00	0.00	0.00	0.00	0.00
13 4500 739 001	BLDG ACQ & CONSTR - EQUIPMENT HS	0.00	0.00	0.00	0.00	0.00	0.00	0.00
13 4500 739 002	BLDG ACQ & CONSTR - EQUIPMENT BE	0.00	0.00	0.00	0.00	0.00	0.00	0.00
13 4500 739 003	BLDG ACQ & CONSTR - EQUIPMENT PC	0.00	0.00	0.00	0.00	0.00	0.00	0.00
13 4500 739 004	BLDG ACQ & CONSTR - EQUIPMENT HE	0.00	0.00	0.00	0.00	0.00	0.00	0.00
13 4500 739 005	BLDG ACQ & CONSTR - EQUIPMENT BMS	0.00	0.00	0.00	0.00	0.00	0.00	0.00
13 4500 739 006	BLDG ACQ & CONSTR - EQUIPMENT AP	0.00	0.00	0.00	0.00	0.00	0.00	0.00
13 4500 739 007	BLDG ACQ & CONSTR - EQUIPMENT SE	0.00	0.00	0.00	0.00	0.00	0.00	0.00
13 4500 739 008	BLDG ACQ & CONSTR - EQUIPMENT BSMS	0.00	0.00	66.45	0.00	(66.45)	0.00	(66.45)
13 4500 890 000	BLDG ACQ & CONSTR - OTHER MISC EXP	0.00	0.00	0.00	0.00	0.00	0.00	0.00
4500	BLDG ACQ & CONSTR	0.00	211,409.22	859,767.75	0.00	(859,767.75)	0.00	(859,767.75)
5000	DEBT SERVICES							
13 5000 807 000	REPAYMENT OF TAXES FOR REVALUED PROP	0.00	0.00	0.00	0.00	0.00	0.00	0.00
5000	DEBT SERVICES	0.00	0.00	0.00	0.00	0.00	0.00	0.00
13	SPECIAL BUILDING FUND - CHECKING	0.00	211,409.22	2,136,765.62	0.00	(2,136,765.62)	0.00	(2,136,765.62)



Account Number	Account Description	Revised Budget	Expended During Month	Expenditures to Date	% of Budget	Balance at EOM	P/ O Outstanding	Unencumbered Balance
15	QSC BONDS - NLA							
5000	DEBT SERVICES							
15 5000 831 000	REDEMPTION OF PRINCIPAL	0.00	0.00	3,195,580.00	0.00	(3,195,580.00)	0.00	(3,195,580.00)
15 5000 832 000	DEBT SERVICE INTEREST	0.00	0.00	105,153.92	0.00	(105,153.92)	0.00	(105,153.92)
5000	DEBT SERVICES	0.00	0.00	3,300,733.92	0.00	(3,300,733.92)	0.00	(3,300,733.92)
15	QSC BONDS - NLA	0.00	0.00	3,300,733.92	0.00	(3,300,733.92)	0.00	(3,300,733.92)

Account Number	Account Description	Revised Budget	Expended During Month	Expenditures to Date	% of Budget	Balance at EOM	P/ O Outstanding	Unencumbered Balance
16	QSC BONDS -SAVINGS							
5000	DEBT SERVICES							
16 5000 830 000	DUES & FEES	0.00	0.00	0.00	0.00	0.00	0.00	0.00
16 5000 831 000	REDEMPTION OF PRINCIPAL DIST	0.00	0.00	1,004,420.00	0.00	(1,004,420.00)	0.00	(1,004,420.00)
16 5000 832 000	DEBT SERVICE INTEREST	0.00	0.00	14,986.76	0.00	(14,986.76)	0.00	(14,986.76)
5000	DEBT SERVICES	0.00	0.00	1,019,406.76	0.00	(1,019,406.76)	0.00	(1,019,406.76)
16	QSC BONDS -SAVINGS	0.00	0.00	1,019,406.76	0.00	(1,019,406.76)	0.00	(1,019,406.76)

Account Number	Account Description	Revised Budget	Expended During Month	Expenditures to Date	% of Budget	Balance at EOM	P/ O Outstanding	Unencumbered Balance
21	ACTIVITY FUND							
2900	OTHER SUPPORT SERVICES							
21 2900 610 000 805	Youth Boys' Basketball	0.00	0.00	13,260.37	0.00	(13,260.37)	600.00	(13,860.37)
21 2900 610 000 815	Landscaping Fund	0.00	0.00	0.00	0.00	0.00	0.00	0.00
21 2900 610 000 825	Girls' Youth Basketball	0.00	429.70	10,968.38	0.00	(10,968.38)	0.00	(10,968.38)
21 2900 610 000 875	Wellness	0.00	0.00	636.75	0.00	(636.75)	0.00	(636.75)
21 2900 610 000 880	Facilities Use	0.00	5,604.95	144,245.85	0.00	(144,245.85)	0.00	(144,245.85)
21 2900 610 001 100	Athletics HS	0.00	2,418.99	35,180.80	0.00	(35,180.80)	8,668.14	(43,848.94)
21 2900 610 001 105	Football HS	0.00	5,584.55	67,263.45	0.00	(67,263.45)	0.00	(67,263.45)
21 2900 610 001 111	Varsity Track HS	0.00	0.00	13,034.71	0.00	(13,034.71)	307.82	(13,342.53)
21 2900 610 001 113	Athletic Training HS	0.00	2,593.84	15,169.39	0.00	(15,169.39)	0.00	(15,169.39)
21 2900 610 001 114	Uniforms HS	0.00	0.00	14,768.64	0.00	(14,768.64)	1,662.34	(16,430.98)
21 2900 610 001 115	Volleyball HS	0.00	1,046.00	11,183.63	0.00	(11,183.63)	359.92	(11,543.55)
21 2900 610 001 116	Lodging/Meals HS	0.00	0.00	11,670.41	0.00	(11,670.41)	205.08	(11,875.49)
21 2900 610 001 117	Dues/Fees HS	0.00	0.00	0.00	0.00	0.00	0.00	0.00
21 2900 610 001 118	Cross Country Club HS	0.00	0.00	2,432.56	0.00	(2,432.56)	0.00	(2,432.56)
21 2900 610 001 119	Baseball HS	0.00	238.76	10,017.64	0.00	(10,017.64)	0.00	(10,017.64)
21 2900 610 001 125	Boys' Basketball HS	0.00	95.34	17,773.47	0.00	(17,773.47)	0.00	(17,773.47)
21 2900 610 001 131	Unified Track & Field	0.00	0.00	60.00	0.00	(60.00)	0.00	(60.00)
21 2900 610 001 132	Unified Track & Field Club	0.00	0.00	0.00	0.00	0.00	0.00	0.00
21 2900 610 001 135	Girls' Basketball HS	0.00	0.00	10,821.62	0.00	(10,821.62)	0.00	(10,821.62)
21 2900 610 001 141	Baseball Club HS	0.00	0.00	10,458.58	0.00	(10,458.58)	0.00	(10,458.58)
21 2900 610 001 142	Volleyball Club HS	0.00	0.00	6,243.43	0.00	(6,243.43)	0.00	(6,243.43)
21 2900 610 001 145	Cross Country HS	0.00	170.00	3,750.08	0.00	(3,750.08)	0.00	(3,750.08)
21 2900 610 001 150	Boys' Golf HS	0.00	0.00	11,622.68	0.00	(11,622.68)	0.00	(11,622.68)
21 2900 610 001 151	Softball Club HS	0.00	150.00	6,381.90	0.00	(6,381.90)	0.00	(6,381.90)
21 2900 610 001 152	Boys' Soccer HS	0.00	0.00	6,682.57	0.00	(6,682.57)	0.00	(6,682.57)
21 2900 610 001 153	Boys' Soccer Fundraising	0.00	0.00	8,231.61	0.00	(8,231.61)	0.00	(8,231.61)
21 2900 610 001 155	Girls' Golf HS	0.00	2,282.77	7,841.87	0.00	(7,841.87)	0.00	(7,841.87)
21 2900 610 001 156	Girls' Tennis	0.00	0.00	1,060.00	0.00	(1,060.00)	0.00	(1,060.00)
21 2900 610 001 164	Girls' Soccer HS	0.00	0.00	9,103.32	0.00	(9,103.32)	227.11	(9,330.43)
21 2900 610 001 165	Girls' Soccer Fundraising HS	0.00	0.00	1,923.45	0.00	(1,923.45)	0.00	(1,923.45)
21 2900 610 001 166	Girls' Tennis Club	0.00	0.00	216.00	0.00	(216.00)	0.00	(216.00)
21 2900 610 001 180	Wrestling HS	0.00	0.00	13,022.07	0.00	(13,022.07)	2,221.10	(15,243.17)
21 2900 610 001 190	Softball HS	0.00	2,158.15	7,491.25	0.00	(7,491.25)	0.00	(7,491.25)
21 2900 610 001 191	Unified Bowling HS	0.00	0.00	1,247.24	0.00	(1,247.24)	0.00	(1,247.24)
21 2900 610 001 192	Boys' Golf Club	0.00	0.00	(493.00)	0.00	493.00	0.00	493.00
21 2900 610 001 193	Girls' Golf Club	0.00	0.00	358.38	0.00	(358.38)	428.00	(786.38)
21 2900 610 001 194	Unified Bowling Club	0.00	0.00	0.00	0.00	0.00	0.00	0.00
21 2900 610 001 195	Track Club HS	0.00	0.00	18,229.97	0.00	(18,229.97)	478.47	(18,708.44)
21 2900 610 001 196	Football Club HS	0.00	1,051.76	30,251.29	0.00	(30,251.29)	2,127.00	(32,378.29)
21 2900 610 001 197	Wrestling Club	0.00	0.00	1,519.62	0.00	(1,519.62)	0.00	(1,519.62)
21 2900 610 001 200	Band HS	0.00	2,559.25	14,735.19	0.00	(14,735.19)	3,383.00	(18,118.19)
21 2900 610 001 205	Flag Corp HS	0.00	0.00	0.00	0.00	0.00	0.00	0.00
21 2900 610 001 250	Band Fundraising HS	0.00	0.00	0.00	0.00	0.00	0.00	0.00
21 2900 610 001 300	Dance Team HS	0.00	3,111.00	69,200.39	0.00	(69,200.39)	2,730.51	(71,930.90)
21 2900 610 001 351	Wrestling Cheerleading HS	0.00	0.00	0.00	0.00	0.00	0.00	0.00
21 2900 610 001 355	Varsity Cheerleading HS	0.00	41,258.35	69,145.58	0.00	(69,145.58)	50.00	(69,195.58)
21 2900 610 001 425	Prom	0.00	0.00	11,599.10	0.00	(11,599.10)	1,250.00	(12,849.10)
21 2900 610 001 450	Skills USA/VICA	0.00	0.00	6,718.19	0.00	(6,718.19)	0.00	(6,718.19)
21 2900 610 001 501	B-Club	0.00	0.00	0.00	0.00	0.00	0.00	0.00
21 2900 610 001 600	FBLA	0.00	100.00	4,146.06	0.00	(4,146.06)	463.44	(4,609.50)
21 2900 610 001 650	Fine Arts	0.00	0.00	1,192.02	0.00	(1,192.02)	0.00	(1,192.02)
21 2900 610 001 651	Play Production	0.00	0.00	60.00	0.00	(60.00)	0.00	(60.00)
21 2900 610 001 652	Speech	0.00	0.00	3,116.98	0.00	(3,116.98)	0.00	(3,116.98)



Account Number	Account Description	Revised Budget	Expended During Month	Expenditures to Date	% of Budget	Balance at EOM	P/ O Outstanding	Unencumbered Balance
21 2900 610 005 803	BMS Robotics	0.00	0.00	0.00	0.00	0.00	0.00	0.00
21 2900 610 005 810	BMS PTO	0.00	0.00	0.00	0.00	0.00	0.00	0.00
21 2900 610 005 845	BMS Yearbook	0.00	299.00	1,335.97	0.00	(1,335.97)	0.00	(1,335.97)
21 2900 610 005 860	BMS Engineering	0.00	0.00	0.00	0.00	0.00	0.00	0.00
21 2900 610 005 870	BMS Leadership Group	0.00	0.00	0.00	0.00	0.00	0.00	0.00
21 2900 610 005 891	BMS Student Senate	0.00	0.00	923.57	0.00	(923.57)	0.00	(923.57)
21 2900 610 005 892	BMS Cooking Club	0.00	0.00	1,671.01	0.00	(1,671.01)	0.00	(1,671.01)
21 2900 610 005 893	BMS Miscellaneous	0.00	0.00	1,252.17	0.00	(1,252.17)	0.00	(1,252.17)
21 2900 610 005 916	BMS Music Resale	0.00	0.00	0.00	0.00	0.00	0.00	0.00
21 2900 610 005 951	BMS Tech & Living	0.00	0.00	0.00	0.00	0.00	0.00	0.00
21 2900 610 005 996	BMS Library	0.00	0.00	1,954.72	0.00	(1,954.72)	0.00	(1,954.72)
21 2900 610 006 221	AP Band Resale	0.00	0.00	836.73	0.00	(836.73)	0.00	(836.73)
21 2900 610 006 511	AP Student Council	0.00	0.00	1,077.45	0.00	(1,077.45)	841.12	(1,918.57)
21 2900 610 006 561	AP Miscellaneous	0.00	0.00	8,305.01	0.00	(8,305.01)	0.00	(8,305.01)
21 2900 610 006 566	AP Yearbook	0.00	0.00	0.00	0.00	0.00	0.00	0.00
21 2900 610 006 976	AP Library	0.00	0.00	5,579.86	0.00	(5,579.86)	0.00	(5,579.86)
21 2900 610 007 222	SE Band Resale	0.00	0.00	0.00	0.00	0.00	0.00	0.00
21 2900 610 007 512	SE Student Council	0.00	0.00	314.93	0.00	(314.93)	93.50	(408.43)
21 2900 610 007 567	SE Miscellaneous	0.00	0.00	2,536.40	0.00	(2,536.40)	0.00	(2,536.40)
21 2900 610 007 568	SE Yearbook	0.00	0.00	0.00	0.00	0.00	0.00	0.00
21 2900 610 007 972	SE Library	0.00	0.00	4,706.73	0.00	(4,706.73)	205.30	(4,912.03)
21 2900 610 008 102	BSMS Athletics	0.00	0.00	4,093.67	0.00	(4,093.67)	0.00	(4,093.67)
21 2900 610 008 121	BSMS Football	0.00	3,600.00	13,235.95	0.00	(13,235.95)	0.00	(13,235.95)
21 2900 610 008 122	BSMS Track	0.00	0.00	3,306.97	0.00	(3,306.97)	0.00	(3,306.97)
21 2900 610 008 123	BSMS Volleyball	0.00	0.00	1,674.23	0.00	(1,674.23)	364.99	(2,039.22)
21 2900 610 008 124	BSMS Boys' Basketball	0.00	0.00	5,247.12	0.00	(5,247.12)	0.00	(5,247.12)
21 2900 610 008 143	BSMS Girls' Basketball	0.00	0.00	1,793.75	0.00	(1,793.75)	0.00	(1,793.75)
21 2900 610 008 147	BSMS Cross Country	0.00	0.00	784.02	0.00	(784.02)	0.00	(784.02)
21 2900 610 008 186	BSMS Wrestling	0.00	0.00	4,003.16	0.00	(4,003.16)	125.00	(4,128.16)
21 2900 610 008 602	BSMS FBLA	0.00	0.00	0.00	0.00	0.00	0.00	0.00
21 2900 610 008 808	BSMS Robotics	0.00	0.00	0.00	0.00	0.00	0.00	0.00
21 2900 610 008 846	BSMS Yearbook	0.00	162.06	824.10	0.00	(824.10)	0.00	(824.10)
21 2900 610 008 861	BSMS Engineering	0.00	0.00	0.00	0.00	0.00	0.00	0.00
21 2900 610 008 871	BSMS Leadership Group	0.00	0.00	0.00	0.00	0.00	0.00	0.00
21 2900 610 008 894	BSMS Student Senate	0.00	0.00	1,917.53	0.00	(1,917.53)	0.00	(1,917.53)
21 2900 610 008 895	BSMS Cooking Club	0.00	0.00	1,226.78	0.00	(1,226.78)	0.00	(1,226.78)
21 2900 610 008 896	BSMS Miscellaneous	0.00	30.00	1,482.99	0.00	(1,482.99)	1,220.95	(2,703.94)
21 2900 610 008 917	BSMS Music Resale	0.00	0.00	0.00	0.00	0.00	0.00	0.00
21 2900 610 008 997	BSMS Library	0.00	0.00	1,322.87	0.00	(1,322.87)	0.00	(1,322.87)
2900	OTHER SUPPORT SERVICES	0.00	84,615.78	915,490.06	0.00	(915,490.06)	33,018.65	(948,508.71)
21	ACTIVITY FUND	0.00	84,615.78	915,490.06	0.00	(915,490.06)	33,018.65	(948,508.71)

Account Number	Account Description	Revised Budget	Expended During Month	Expenditures to Date	% of Budget	Balance at EOM	P/ O Outstanding	Unencumbered Balance
22	STUDENT FEE FUND							
2190	OTHER PUPIL SUPPORT SERVICES							
22 2190 340 000 670	REPAIRS	0.00	685.00	8,358.00	0.00	(8,358.00)	0.00	(8,358.00)
22 2190 610 000 670	SUPPLIES	0.00	153.85	1,014.34	0.00	(1,014.34)	0.00	(1,014.34)
2190	OTHER PUPIL SUPPORT SERVICES	0.00	838.85	9,372.34	0.00	(9,372.34)	0.00	(9,372.34)
22	STUDENT FEE FUND	0.00	838.85	9,372.34	0.00	(9,372.34)	0.00	(9,372.34)

Account Number	Account Description	Revised Budget	Expended During Month	Expenditures to Date	% of Budget	Balance at EOM	P/ O Outstanding	Unencumbered Balance
25	BOND FUND							
5000	DEBT SERVICES							
25 5000 831 000	REDEMPTION OF PRINCIPAL	0.00	0.00	3,675,000.00	0.00	(3,675,000.00)	0.00	(3,675,000.00)
25 5000 832 000	DEBT SERVICE INTEREST	0.00	0.00	3,903,524.02	0.00	(3,903,524.02)	0.00	(3,903,524.02)
25 5000 833 000	BOND ISS & OTHER DEBT-RELATED COSTS	0.00	0.00	5,050.00	0.00	(5,050.00)	0.00	(5,050.00)
25 5000 890 000	OTHER MISC EXPENSES	0.00	0.00	0.00	0.00	0.00	0.00	0.00
5000	DEBT SERVICES	0.00	0.00	7,583,574.02	0.00	(7,583,574.02)	0.00	(7,583,574.02)
25	BOND FUND	0.00	0.00	7,583,574.02	0.00	(7,583,574.02)	0.00	(7,583,574.02)

Account Number	Account Description	Revised Budget	Expended During Month	Expenditures to Date	% of Budget	Balance at EOM	P/ O Outstanding	Unencumbered Balance
Grand Total:		51,790,504.73	5,596,134.50	68,777,736.46	133.57	(16,987,231.73)	396,798.63	(17,384,030.36)

	<u>PIK/Gross</u>	<u>Amount</u>	<u>Expense/ Employer</u>	<u>Adjustment Amount</u>	<u>Check Total</u>	<u>Payee ID</u>	<u>Payee Name</u>	
<b>Checking Account ID: GENERAL</b>								
<b>ADD</b>								
ACTDRIVE Activity Driver			542.70					
APSTIPEND AP Stipend			2,500.00					
CURR1 Curriculum Work			28,832.48					
ESY Extended School Year			2,801.17					
HOURLY Hourly			97,770.44					
OPENGYM Open Gym/Weight Room			9,713.00					
OT Overtime			2,437.52					
PERSONAL Personal			1,650.39					
SICK Sick			5,981.20					
SPDRIVE Sped Driver			222.29					
STIPEND Stipend			7,750.00					
SUB Substitute			510.00					
SUMMMANT Summer Maintenance			6,934.75					
TIP1 TIP Grant			31,068.60					
VACATION Vacation			17,447.09					
			<u>216,161.63</u>					
<b>CONTRACT</b>								
C01 Contract			1,723,900.56					
C02 Contract			209,218.16					
C03 Contract			6,000.19					
EXTRADUTY1 Extra Duty			28,146.42					
EXTRADUTY2 Extra Duty			13,812.33					
EXTRADUTY3 Extra Duty			4,566.84					
EXTRADUTY4 Extra Duty			1,126.11					
EXTRADUTY5 Extra Duty			353.23					
EXTRADUTY6 Extra Duty			31.56					
INLIEU Cash in lieu			56,205.64					
LONGEVITY Longevity			2,397.87					
LTD Long Term Disability			5,308.81					
PHONESTIP Cell Phone Stipend			90.00					
			<u>2,051,157.72</u>					
<b>DEDUCTION</b>								
403B TSA 403b	5,405.59				5,405.59	403B	403B Consultants LLC	A
403BROTH 403b Roth	1,310.00				1,310.00	403B	403B Consultants LLC	A
AFLAC AFLAC	345.85				345.85	AFLAC	Aflac	A
AMERIPRISE Ameriprise 403b	350.00				350.00	AMERIPRISE	AMERIPRISE FINANCIAL SERVICES, INC.	A
ASSURACC Assurity Acc	1,587.20				1,587.20	ASSURITY	Assurity Life Insurance	
ASSURCRIT Assurity Crit	908.24				908.24	ASSURITY	Assurity Life Insurance	
ASSURHOSP Hospital Indemn	705.75				705.75	ASSURITY	Assurity Life Insurance	
BCBSMISSED BCBS Missed Ded	624.68	734.85			1,359.53	BCBS	Blue Cross/Blue Shield of NE	
CAFEMED Med Reimb FSA	6,062.93				6,062.93	BPSSECT125	BPS Section 125 Plan	
CAICGROUP CAIC Group	143.68				143.68	AFLACGROUP	Aflac Group Insurance	
DENTAL Dental	14,939.28	17,347.13			32,286.41	BCBS	Blue Cross/Blue Shield of NE	
DEPCARE Dep Care FSA	7,256.56				7,256.56	BPSSECT125	BPS Section 125 Plan	
EYEMED EyeMed	2,224.27				2,224.27	EYEMED	Fidelity Security Life	
GUARDVOL GuardVol	1,508.00				1,508.00	GUARDIAN	GUARDIAN, THE	
HEALTHINS Health Insur	1,245.65	454,090.25			455,335.90	BCBS	Blue Cross/Blue Shield of NE	
HORMANLIFE H.Mann Life	419.94				419.94	HORMANLIFE	Horace Mann Life Insurance Company	
LIFE Life Ins		2,444.00		5.20	2,449.20	GUARDIAN	GUARDIAN, THE	
LIFEEXTRA Life Extra	455.00				455.00	GUARDIAN	GUARDIAN, THE	
LIFEMISS Life Missed Ded			5.20		5.20	GUARDIAN	GUARDIAN, THE	
LTDISAB Long Term Disab	5,277.44				5,277.44	MADNATL	Madison National Life Ins. Co., Inc.	
MISSEDEYE Missed eyemed	6.51				6.51	EYEMED	Fidelity Security Life	
NECHLDSPTPT Child Sppt	365.00				365.00	NECHLDSPTPT	NCSPC	
REVCOSOL Garnishment	654.90				654.90	REVCOSOL	Revco Solutions Inc.	
SECURBENE Sec Ben 403b	2,856.67				2,856.67	SECURBENE	SECURITY BENEFIT	

	<u>PIK/Gross</u>	<u>Amount</u>	<u>Expense/ Employer</u>	<u>Adjustment Amount</u>	<u>Check Total</u>	<u>Payee ID</u>	<u>Payee Name</u>	
TEAMMATES Teammates		75.00			75.00	TEAMMATES	TEAMMATES	
		54,728.14	474,621.43	5.20	529,354.77			
<b>INDIVIDUAL BANK ACCOUNT DEDUCTION</b>								
HSA HSA	403,324.30	11,737.64	19,404.02		31,141.66			D
		11,737.64	19,404.02	0.00	31,141.66			
<b>RET DEDUCTION</b>								
NPERS Retirement	2,185,685.55	213,760.08	160,648.16		374,408.24	BPSBUS	BPS Business Account	
NPERSCORR NPERS Correct	6,514.55	161.08			161.08	BPSBUS	BPS Business Account	
NPERSINC Retirement	2,185,685.55		55,249.80		55,249.80	BPSBUS	BPS Business Account	
		213,921.16	215,897.96	0.00	429,819.12			
<b>TAX</b>								
FIT FIT	2,000,108.88	167,864.43			167,864.43	EFTPS	ELECTRONIC FEDERAL TAX PAYMENT SYSTEM	A
FUTA FUTA	2,267,229.35							
MEDICARE MEDICARE	2,222,642.30	32,228.40	32,228.40		64,456.80	EFTPS	ELECTRONIC FEDERAL TAX PAYMENT SYSTEM	A
SITNE SIT NE	2,000,108.88	77,104.58			77,104.58	BPSBUS	BPS Business Account	
SOCSEC SOC SEC	2,222,642.30	137,803.88	137,803.88		275,607.76	EFTPS	ELECTRONIC FEDERAL TAX PAYMENT SYSTEM	A
SUTANE SUTA NE	2,267,147.73							
WCNE WORK COMP NE	2,267,229.35							
		415,001.29	170,032.28	0.00	585,033.57			
						Net Pay:	1,571,931.12	
						Cash Total:	3,147,280.24	
Non - FIT Taxable Deductions		267,120.47						
Non - SIT Taxable Deductions		267,120.47						
Non - SOC SEC Taxable Deductions		44,587.05						
Non - MEDICARE Taxable Deductions		44,587.05						
Direct Deposits		1,603,072.78						
Automatic Payments		515,340.43						
Adds + Contracts + Deduction Adds		2,267,319.35						

	<u>PIK/Gross</u>	<u>Amount</u>	<u>Expense/ Employer</u>	<u>Adjustment Amount</u>	<u>Check Total</u>	<u>Payee ID</u>	<u>Payee Name</u>	
Checking Account ID: HOTLUNCH								
ADD								
HOURLY Hourly			157.33					
			<u>157.33</u>					
CONTRACT								
C02 Contract			7,271.33					
INLIEU Cash in lieu			720.43					
LTD Long Term Disability			18.18					
			<u>8,009.94</u>					
DEDUCTION								
ASSURACC Assurity Acc		40.64			40.64	ASSURITY	Assurity Life Insurance	
DENTAL Dental		105.63	235.25		340.88	BCBS	Blue Cross/Blue Shield of NE	
EYEMED EyeMed		19.13			19.13	EYEMED	Fidelity Security Life	
GUARDVOL GuardVol		59.00			59.00	GUARDIAN	GUARDIAN, THE	
HEALTHINS Health Insur			5,231.88		5,231.88	BCBS	Blue Cross/Blue Shield of NE	
LIFE Life Ins			132.60	(5.20)	127.40	GUARDIAN	GUARDIAN, THE	
LIFEEXTRA Life Extra	5.20				5.20	GUARDIAN	GUARDIAN, THE	
LTDISAB Long Term Disab	18.18				18.18	MADNATL	Madison National Life Ins. Co., Inc.	
		<u>247.78</u>	<u>5,599.73</u>	<u>(5.20)</u>	<u>5,842.31</u>			
RET DEDUCTION								
NPERS Retirement	7,428.66	726.53	546.00		1,272.53	BPSBUS	BPS Business Account	
NPERSINC Retirement	7,428.66		187.78		187.78	BPSBUS	BPS Business Account	
		<u>726.53</u>	<u>733.78</u>		<u>1,460.31</u>			
TAX								
FIT FIT	7,315.98	578.77			578.77	EFTPS	ELECTRONIC FEDERAL TAX PAYMENT SYSTEM	A
FUTA FUTA	8,167.27							
MEDICARE MEDICARE	8,042.51	116.64	116.64		233.28	EFTPS	ELECTRONIC FEDERAL TAX PAYMENT SYSTEM	A
SITNE SIT NE	7,315.98	274.22			274.22	BPSBUS	BPS Business Account	
SOCSEC SOC SEC	8,042.51	498.64	498.64		997.28	EFTPS	ELECTRONIC FEDERAL TAX PAYMENT SYSTEM	A
SUTANE SUTA NE	8,167.27							
WCNE WORK COMP NE	8,167.27							
		<u>1,468.27</u>	<u>615.28</u>		<u>2,083.55</u>			
						Net Pay:	5,724.69	
						Cash Total:	15,110.86	
Non - FIT Taxable Deductions		851.29						
Non - SIT Taxable Deductions		851.29						
Non - SOC SEC Taxable Deductions		124.76						
Non - MEDICARE Taxable Deductions		124.76						
Direct Deposits		5,724.69						
Automatic Payments		1,809.33						
Adds + Contracts + Deduction Adds		8,167.27						



# Bennington Public Schools Elementary Board Report

*The mission of the Bennington Public Schools is to provide opportunities in a safe, caring environment that will prepare all students to meet the challenges of the future.*

**Date: Monday, September 9th, 2024**

Anchor Pointe - Chad Boyes

Bennington Elementary - Danielle Robb

Heritage Elementary - Katie Lethcoe

Pine Creek Elementary - Alison Dellwo, Krista Bendell

Stratford Elementary - Craig Theis

## **Positive Reinforcement is the Name of the Game!**

Positive reinforcement for the children performing desired behaviors has been a focus at our schools for many years. We have built systems in which students can earn weekly shoutouts, reward tickets, door hangers for excellent behavior.

## **Thank you to the Bennington Public Foundation for Kindergarten Signs**

Kindergarten students throughout the district received a yard sign celebrating them as the newest members of the Bennington Public Schools community.

The Bennington Public Schools Foundation graciously donated the signs for each student. Hard to believe this class is the graduating class of 2037!



## **Elementary Students Again Participating in Family Units**

Students will again have their mixed age families as another supportive unit this school year. Students participate in their "family units" or "Badger Time" on early release days. Each lesson is focused on an area the school and team felt was an area that could use further support. Ideas for these brief lessons/activities come from behavior referrals, teacher experiences, and other areas needing to be taught and practiced by our students.

Buildings will focus on:

- Anchor Pointe: Respect, Empathy, Gratitude, and Kindness
- Bennington Elementary: Community, Kindness, Self Worth
- Heritage Elementary: Kindness, Creativity, Gratitude, Growth Mindset
- Pine Creek Elementary: Teamwork, Collaboration, Creativity, Communication
- Stratford Elementary: Respect, Responsible, Kind, Safe



## Middle School News

### 6th Grade Band Bootcamp

6th Grade band students from both middle schools attended the 6th Grade Band Bootcamp at Bennington South on Saturday, August 31st. 75 of the 83 sixth graders participating in band attended this event.



### Fall Athletics Underway

Both middle schools were scheduled to kick off their fall athletic competitions on Thursday, August 29th for Volleyball and Football. Due to weather, BMS rescheduled their football games. Cross Country had their first meet on Thursday, September 5th.



BSMS has 32 athletes out for Cross Country, and BMS has 22. There are 20 seventh grade girls out for volleyball at BSMS and 18 eighth graders. BMS has 17 seventh grade volleyball athletes and 18 eighth grade this season. Forty-seven (47) seventh grade students are out for football at BSMS as well as 39 eighth graders. Whereas, BMS has 31 seventh grade athletes and 36 eighth grade athletes out for football for the 2024 season.



We wish all athletes and teams the best of luck during the rest of their season.

### Classroom Spotlight

Ms. Stroberg, art teacher at BSMS, worked with her students to create unique scratch art pieces in 2D Art. The project incorporated concepts such as texture, value, and Gestalt theories. Students were excited to take their pieces home to share with parents.

After completing a controlled science experiment over the formation of a martian channel and then analyzing the data, 7th grade science students at BMS worked to revise their models and test their own hypothesis.

### CURRENT ENROLLMENT:

#### BMS

- 6th Grade: 141
- 7th Grade: 157
- 8th Grade: 134

Total: 432

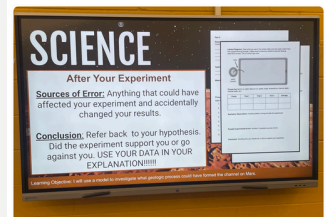
#### BSMS

- 6th Grade: 201
- 7th Grade: 214
- 8th Grade: 185

Total: 600

### NSCAS Testing

Students completed NSCAS Growth testing for ELA and Math during the Week of August 26th. Students will complete NSCAS Growth testing for ELA and Math again in the Winter and the Spring. 8th grade students will also take NSCAS Growth Science in April.



# BENNINGTON SENIOR HIGH SCHOOL

16610 Bennington Road  
Bennington, NE 68007

To: Board of Education

From: Greg Lamberty, Bennington High School Principal

Date: September 9, 2024 Board Meeting

## Enrollment 9-12 grade for 2024-2025 School Year

Grade	+	-		9/4/2024
Ninth	14	3	11	305
Tenth	14	8	6	271
Eleventh	6	9	-3	259
Twelfth	6(8)	9	-1	242
<b>Total</b>	<b>40</b>	<b>29</b>	<b>-13</b>	<b>1,077</b>

## UPDATES

- **Parking:** 565 student stalls, 75 staff stalls = 640 total stalls out of 693 available stalls. That number is based on student and staff parking tags as of August 17, 2024.
- **National Merit Semifinalists:** Addison Hartley has met the criteria for consideration with the National Merit Program in 2024-25.
- **Homecoming Week:** September 9-13 with the Homecoming Dance scheduled for Saturday, September 14. Student Senate will announce the daily themes prior to the week and coronation of the Homecoming King and Queen will take place after the football game v. Hastings on Friday, September 13. Fireworks will follow the recognition of the Homecoming Court and coronation.
- **The Bennington Girls Golf Invite will be held on Wednesday, September 18** at The Knolls Golf Course in Omaha.
- **The Bennington High School Cross Country Invite is scheduled for Thursday, September 19.** Races begin at 4:30 pm and seniors will be recognized by Coach Schumm and Mr. Kessell at the conclusion of the event.
- **Bennington High School Life Skills will host the 3<sup>rd</sup> annual Games on the Green.** Students from Arlington, Blair, Douglas County West, and Fort Calhoun will compete in lawn games, relays, and contests at BHS Stadium in the morning on Thursday, September 19 followed by a picnic lunch for all participants and sponsors.
- **The Bennington Marching Invitational is scheduled for Saturday, October 5.** 15 bands will participate in the event which is organized by Mr. Coatney and supported by the Music Boosters.

- **Participation Numbers for Fall Athletic Teams:**
  - Cross Country – 68 (31 girls / 37 boys). Varsity & JV levels.
  - Football – 136. Varsity, JV, Reserve, and 9<sup>th</sup> Grade.
  - Girls Golf – 22. Varsity & JV.
  - Softball – 38. Varsity, JV and Reserve.
  - Volleyball 36. Varsity, JV, Reserve, and 9<sup>th</sup> Grade.
- **Instrumental Music has 104 students participating in the program this year.** There are 2 sections of band built into the BHS master schedule – 1<sup>st</sup> period and 3<sup>rd</sup> period.
- **Vocal Music has 125 participating in the program this year.** There are 4 sections of choir built into the BHS master schedule – periods 2, 3, 4, and 6.

Social Media Celebrations for BHS the past month



Seward Softball Tournament Champions



BHS Homecoming 2024



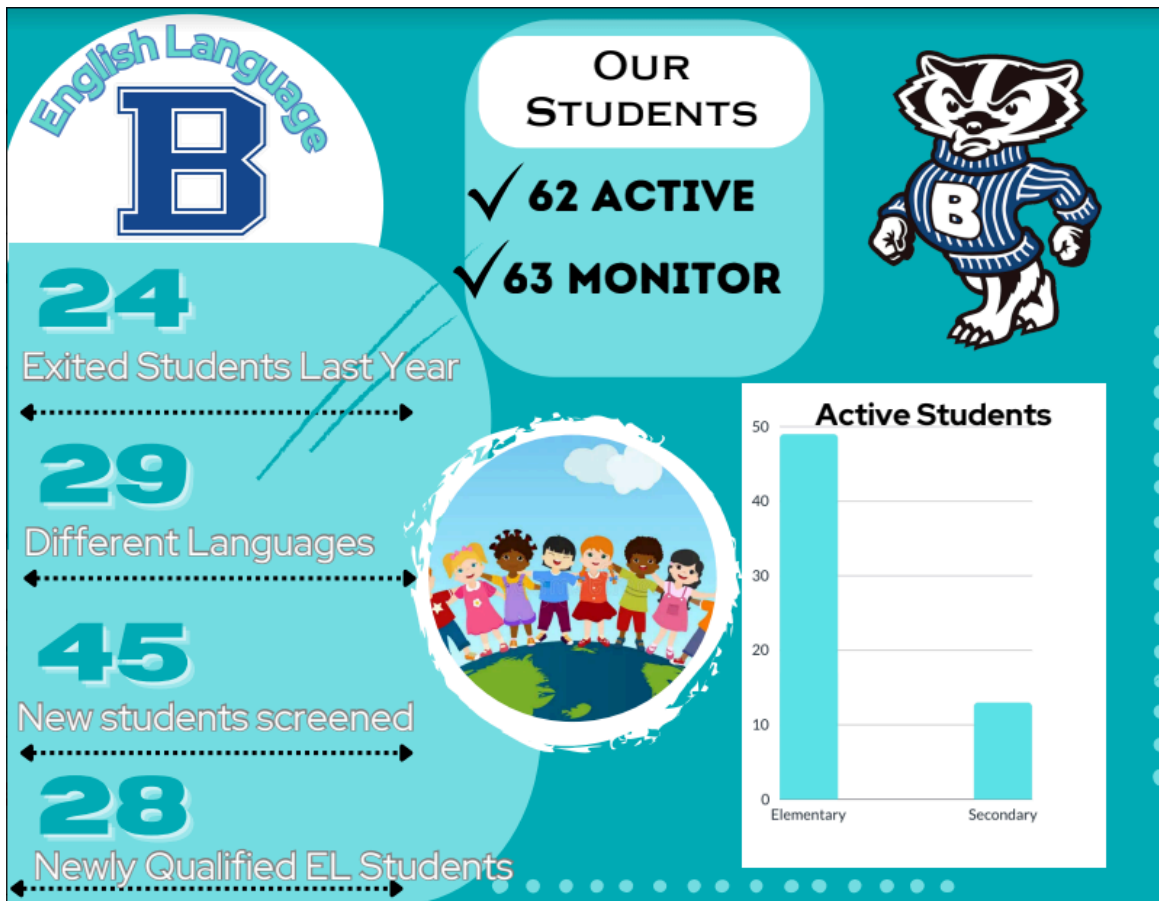
Girls Golf @ West Point Invite. Medalists were Ariel Crawford & Makaila Behrens.



**DANIEL BOMBECK**  
Director of Student Services

**KATHRYN SINDELAR**  
Asst. Director of Student Services

### English Language Learners



- The ELL team is actively serving 62 ELL students in the District.
- An additional 63 students are currently in the monitoring process as they have tested out of direct services but must be checked on for 4 years.
- 24 students were able to exit the program last year by receiving a Proficient score on the ELPA last Spring.
- 45 new students enrolled with a language other than English spoken in the home. 28 of those students qualified for services.
- There are 29 different languages served in the district.
- The top 3 languages are Nepali representing about a 1/3 of our students and Spanish and Pashto filling spots 2 and 3.

English Language teachers play a vital role in our district by supporting students who are learning and mastering English. They serve as a crucial link between the district and families facing language barriers, assisting with tasks such as adding lunch money to a child's account and navigating other district systems. In addition to monitoring students and families closely, they help connect them with community resources, such



**DANIEL BOMBECK**

Director of Student Services

**KATHRYN SINDELAR**

Asst. Director of Student Services

as the Foundation. A significant aspect of their role involves providing professional development and coaching to district staff, as well as creating communication materials for elementary schools that offer tips, strategies, and best practices for supporting ELL students in classrooms. Furthermore, they facilitate access to language interpretation services, enabling families to participate in enrollment, meetings, and their child's education more effectively.

### Counseling - Anchor Pointe

It has been a busy and exciting start to the school year at Anchor Pointe! The first few weeks of the school year have been spent connecting with all the new students through "minute meetings". The goal of these interactions is to welcome students to their new school and begin building positive relationships!

Counseling classroom lessons have begun and the first two weeks have focused introducing the counselor role to students. We have explored what a school counselor does and how I am here to help at school. For our 3rd-5th graders, I have introduced a self-referral system in which I meet with students individually. As we move into September, we will start discussing emotion management. This will help students learn how to identify and label emotions as well as use emotion-management strategies to calm strong feelings. Anchor Pointe is off to a fantastic start!

### Games on the Green



This year Bennington Public Schools is hosting the 3rd annual BPS Games on the Green. This is a Unified event that celebrates inclusion through sports by bringing regular and special education students from Bennington and neighboring districts together to compete and have fun in outdoor games. We expect a large turnout this year as several schools plan to attend. We are excited to welcome our neighbors to Badger Stadium later this month!

# BENNINGTON PUBLIC SCHOOLS

Student Services



**DANIEL BOMBECK**

Director of Student Services

**KATHRYN SINDELAR**

Asst. Director of Student Services

---

# Bennington Public Schools

Curriculum, Instruction, and Assessment



**Dr. Shannon Thoendel**  
Director of Elementary Education

**Mr. Jimmy Feeney III**  
Director of Secondary Education

September 9th, 2024


## CURRICULUM

Purchase & Implementation	Selection, Approval & Adoption
<ul style="list-style-type: none"><li>● 9th-12th ELA</li><li>● Early Childhood</li></ul>	<ul style="list-style-type: none"><li>● K-12th Social Studies</li><li>● K-5th Music</li><li>● 6th-8th Tech and Living</li><li>● 9th-12th Skilled and Technical Sciences</li><li>● Assessment</li></ul>

## ASSESSMENT

Fall of 2024	Nebraska Department of Education
<ul style="list-style-type: none"><li>● K-2nd - MAP Growth</li><li>● 3rd-8th - NSCAS Growth</li><li>● ELPA as needed</li></ul>	<p>Statewide Assessment Contract Announced at State Board of Education Meeting</p> <ul style="list-style-type: none"><li>● Currently NSCAS Growth through NWEA</li><li>● September 6th, 2024 Announcement</li></ul>

## PROFESSIONAL LEARNING

Professional Learning	Induction
<ul style="list-style-type: none"><li>● Successful Opening Days!<ul style="list-style-type: none"><li>○ Crisis &amp; Emergency Response Protocols</li><li>○ Student Behavior-Informed Strategies</li><li>○ ELA 9-12 Curriculum Training</li><li>○ Individualized Education Plans (IEP)</li><li>○ Paraprofessional Training</li><li>○ Assessment Administration and Analysis to meet students' needs</li></ul></li><li>● State Mandated Required Trainings are Due in September</li><li>● 1st Early Dismissal is 9.11.2024<ul style="list-style-type: none"><li>○ Collaboration!<ul style="list-style-type: none"><li>● Common Pacing for CIA</li><li>● Professional Learning by grade level or department</li><li>● School Improvement Goals</li></ul></li></ul></li></ul>	 <ul style="list-style-type: none"><li>● <b>44 New Teachers are Teaching!</b></li><li>● Building Professional Learning with Principals</li><li>● Building Professional Learning with Mentors</li></ul>

BENNINGTON PUBLIC SCHOOLS  
11620 N 156<sup>th</sup> St  
Bennington, NE 68007

Matt Blomenkamp  
Assistant Superintendent of Operations

“WeAreBPS”

(402) 238-3044

To: Board of Education

Date: September 9, 2024, Board Meeting

Playground installation at Pine Creek has begun. The pad and pour in place have been added for the Gaga Pit. The Spinner will be installed this week with a portable fence set up. The remaining portion of the playground equipment will be installed in late October. Thank you to the Pine Creek PTO for their joint efforts to purchase the equipment.

Deputy Ramaeker and I have had the opportunity to visit with 5<sup>th</sup> graders at each of our elementary schools about Safe2HelpNE, which is a report system designed for students, staff, and parents to anonymously report concerning behavior which could impact the safety of students or schools across Nebraska. Our middle schools and high school have also discussed Safe2Help with students in their opening day assemblies. Last year, we processed over 109 Safe2Help reports at Bennington Public Schools.



With multiple activities ramping up the past few weeks, we've been busy with bussing schedules. Our practice has been in the past to schedule yellow buses for all activities unless the radius of the trip was outside 300 miles. If the distance is farther than 300 miles, we attempted to charter buses for the trip. At times, we've had to charter buses when trips were inside of 300 miles when all other yellow buses were on routes or being used for other activities that day. Mr. Edens, Mr. Kessell and I work to be as consistent and as equitable as possible when contracting charter buses for our athletes.

Currently we have 0 certified positions open in the district. We have two open bus driving positions, seven open food service positions, and eight open paraprofessional positions.

Meetings/Conference Attended:

- MOEC Safety and Security – 8/15
- UNO Leadership Dinner – 9/3
- UNK Job Fair – 9/5



# Superintendent Report

September 2024

## **Legislative Special Session**

The Legislature passed five measures on August 20th and adjourned the special session. Each bill contained an emergency clause and became operative one day after the Governor signed them into law on August 21st. LB 34 established the School District Property Tax Relief Act, which will apply to the tax year 2024 and each tax year thereafter. The total amount of relief granted for each tax year under the Act will start at \$750 million in 2024 and escalate to \$902 million in 2029. This will significantly reduce the property taxes directly paid by patrons beginning in January.

*Bennington property taxpayers should expect a reduction of roughly 25% of their total school taxes on upcoming property tax statements.* That money will then flow directly to the school through the state funding portion of our revenue (3,000s).

The Governor has stated publicly that he does not intend to call another special session, so the Legislature is not expected to be active until January.

## **Non-Voter Survey/Bond Discussion**

Last month, we assessed the non-voter survey results and discussed that a final direction would be determined during the Building/Finance Committee meeting. At this time, the committee has decided to end the non-voter survey due to the complexities of obtaining responses from additional patrons. Additionally, the results have continued to mirror prior surveys, which emphasized the community's desire to lower the levy, reduce debt, and improve communication. Finally, the committee discussed the importance of methodically working through the potential for a new bond to ensure we meet our community's needs, rather than rushing into a November election.

## **Eastern Midlands Conference**

The Eastern Midlands Conference (EMC) held its first meeting of the school year in late August. The conference is currently on firm ground with 11 schools. As a reminder, both Gretna High School and Gretna East High School were reintroduced into the conference this year. Projections indicate that several schools within the conference, including Bennington (2026-27), Gretna East High, Elkhorn North, Standing Bear, and Lincoln Northwest, may move to Class A over the next several years. The EMC has consistently expressed a desire to remain a Class B conference, so changes may occur in the coming years depending on each school's situation. Bennington has been a member of the EMC for 13 years and will continue to work collaboratively with the conference as we determine our future.

## **Arbor Family Contract Information**

The district has once again contracted with Arbor Family Counseling for the Student Assistance Program (SAP), Employee Assistance Program (EAP), and outside counseling services, if desired. Arbor Family has provided these services within our district for the past 15-20 years. Last year's expenditure for these services was \$119,174, while the new contract is \$127,518, representing a 7.00% increase. Last year, we had 229 referrals for counseling services at Arbor Family. The number of hours within the contract is still below the 1,320 approved through the proposal process in 2022. As a reminder, we only pay for counseling services as they are utilized, so the final cost could increase or decrease based on actual usage.

### **2024-25 Budget Approval Process**

A quick reminder what is left for the 2024-25 budget adoption process. BELOW are the remaining steps to get the budget completed for this school year:

- September 9<sup>th</sup> – BPS will hold a Budget Hearing prior to the regular board meeting
- September 18<sup>th</sup> – Joint Public Hearing at Douglas County Courthouse
- September 23<sup>rd</sup> – Special Meeting to approve budget and property tax request resolution
- September 30<sup>th</sup> – All budget documents must be submitted to the county and state

### **Superintendent-Teacher Advisory Committee (STAC)**

We recently held our first STAC meeting of the year, marking the start of our second year with this valuable advisory group. The committee members, selected as representatives of their building leadership teams, continue to bring essential perspectives from each of our buildings. Meeting topics focus on the budget, culture, systems, facility enhancements, and staff concerns. The insights and suggestions from this group have been instrumental in helping us address key issues and improve our district.

We are excited to continue this initiative to ensure that communication channels between the teaching staff and the superintendent's office remain strong. I truly appreciate the dedication and thoughtful contributions of the committee members and am excited to continue learning from them throughout the year!

### **Negotiations**

The Building/Finance Committee will need to begin engaging in the negotiations process with Bennington Education Association (BEA) in the next seven weeks. Below are the state mandated dates that we must adhere to:

- November 1<sup>st</sup> – Negotiations must begin
- February 8<sup>th</sup> – If there is no agreement, parties must submit to resolution officer
- March 25<sup>th</sup> – Fact-finding and mediation must end
- September 15<sup>th</sup> – CIR must issue decision

**Building and Finance Committee Notes**  
**August 12, 2024**  
**1940's Conference Room**

The Building and Finance Committee (“Committee”) of the Bennington Board of Education (“BOE”) met on August 12, 2024, at 7:35 PM in the boardroom at the district office. Board members present were Allyson Slobotski, Jeremy Dick, and Tim Dreessen. Administrators in attendance were Aaron Plas, Jimmy Feeney, and Matt Blomenkamp. The Committee met for the third time this school term to approve projects and review future topics.

Dr. Blomenkamp provided an update on the progress of the playground drainage project at Bennington Elementary. Hausmann Construction has completed their work, and the facility has held up well during the multiple rainstorms over the past two weeks.

Dr. Plas informed the Committee that the City of Bennington had requested earlier that evening to enter into a Joint Agreement for the construction of six new tennis courts. The Committee directed Dr. Plas to continue working with the city on the scope of work and potential costs.

Dr. Plas reviewed the remaining balances in the 2023-24 budget. The Committee unanimously approved the transfer of \$75,000 to the Activity Fund as previously budgeted. The Committee also approved the transfer of \$250,000 to the Depreciation Fund. Additionally, they recommended and approved that any remaining funds at the conclusion of the fiscal year be transferred to the Depreciation Fund to help offset costs for the 2024-25 school year.

Dr. Plas reviewed the 2024-25 budget, including the General Fund, Special Building Fund, and Bond Fund accounts. Per the Committee's request from the July Building and Finance meeting, Dr. Plas outlined two potential options for paying down bond debt as provided by DA Davidson. The Committee requested additional information regarding each option before making a final recommendation.

There was also discussion on whether to continue or discontinue the bond issue survey targeted towards those who had not previously voted on the school bond issue. The Committee noted that it was becoming harder to get responses and that the data continued to show the same outcomes. They felt that enough information had been gathered to determine the community's desires, which are lowering the debt, lowering the levy, and improving communication.

The Building and Finance Committee meeting adjourned at 8:40 PM.

**Building and Finance Committee Notes**  
**August 26, 2024**  
**Board Room**

The Building and Finance Committee (“Committee”) of the Bennington Board of Education (“BOE”) met on August 26, 2024, at 5:15 PM in the boardroom at the district office. Board members present were Allyson Slobotski, Jeremy Dick, and Tim Dreessen. Administrators in attendance were Aaron Plas and Matt Blomenkamp. The Committee met for the fourth time this school term to approve projects and review future topics.

Dr. Plas discussed the City of Bennington’s desire to enter into a joint public agreement for the construction of tennis courts at the Neumeyer Farm site. The Committee directed Dr. Plas to gather additional information on the proposed agreement terms regarding maintenance, usage, repairs, timing, and construction costs.

Dr. Plas provided additional details and forecasts on a tender offer option to pay down bond debt of up to \$2,050,000. The Committee directed Dr. Plas to continue working with DA Davidson to finalize the language and bring it to the full BOE for discussion in the coming months.

Dr. Plas and Dr. Blomenkamp provided the Committee with an update, outlining that a full review of the scope of the 2024 bond project and subsequent financing is being completed with the assistance of DLR, Hausmann Construction, and DA Davidson. The primary goal of these meetings is to address the bond debt, bond levy, and improve communication, as identified as the most important items in previous bond-related surveys. This work will continue throughout the fall, with more detailed updates provided to the Committee as they become available.

The Building and Finance Committee meeting adjourned at 5:50 PM.

# Communications



2024-2025



# A Look Back at 2023-2024

- **Sent 82 staff & parent newsletters**
  - Average number of times the staff memo was read: 946
  - Average number of times the parent update was read: 5,111
- **Shared stories and information on Facebook**
  - Throughout 2023-24 the District Facebook page had:
    - A total reach of 72,801
    - A total of 49,800 visits to the page
    - A total of 893 new followers
- **Published and mailed the 2022-23 Annual Report to all households**
  - Received a National Award of Excellence from the National Public Relations Association
- **Established website guidelines & expectations**
  - Trained all school webmasters on updating the website
- **Created a Online Communication Hub for staff members**



# A Look Back at 2023-2024

- **Established an Employee Recognition Program**

- Shine Your Light Award
- Sponsored by the BPS Foundation
- Had a total of 503 nominations submitted
- Honored 20 employees with a monthly Shine Your Light Award

- **Established an Employee Appreciation Program**

- Sponsored by the BPS Foundation
- Gave each employee a gift of appreciation each month
  - Lapel pin, tumbler, notebook, pen, stress ball, smore kit, hot cocoa ball, umbrella, blanket, and summer basket.

- **Conducted a staff and parent communication survey**

- 41% of staff members & 23% of parents completed the surveys
- Majority of staff members prefer to receive communication from the District via email and believe they receive the right amount of information.
- 82% of parents gave the district communication a grade of either A or B.
- Parents prefer to be communicated with using emails and text messages.

# 2024-2025 Objectives

1. Enhance & grow the awareness and identification of the BPS brand through the use of strategic communication.
2. Improve overall climate of staff through appreciation, recognition, and internal communication.
3. Improve student achievement through strategic communication that connects parents to the classroom.




# Objective 1: Brand Awareness

- **Continue to Develop the Brand**
  - Expand the brand book
  - Ensure access to the Brand
  - Continue the process of trademarking the District Brand
- **Continue to tell the story of things happening in BPS**
- **Continue to work with school webmasters to ensure websites are up to date**



# Objective 2: Staff Climate

- **Continue the weekly staff newsletter**
  - The Badger Memo
- **Continue to add to the Communication Hub**
- **Continue the staff recognition program**
  - Shine Your Light Award
- **Continue & Revise the Employee Appreciation Program**
  - Not doing monthly gifts this year
  - Focusing more on personalized gifts & recognition
- **Conduct a Communication Survey**



# Objective 3: Connect Parents to Classroom

- **Continue the parent newsletter**
  - The Badger Update
- **Continue to publish the Annual Report**
- **Continue to use social media**
  - Share the stories of the great things happening throughout the District
- **Design School Communication Cards**
- **Conduct a Communication Survey**
- **Evaluate the mass communication systems in the District**
  - Develop a list of needs in a Mass Communications system
  - Send a Request for Proposal to see what system will best fit the needs of BPS





# Questions



# AP & Dual Enrollment @ BHS



September 9, 2024



# Why offer AP & Dual Enrollment

- Both Advanced Placement and Dual Enrollment offer current high school students the opportunity to earn college credit after they leave Bennington High School.
- Offering courses of academic rigor allow students to challenge themselves while also getting a head start on a 2 or 4-year college degree.
- AP courses provide a .5 bump on a student's GPA.

# WHAT'S the DIFFERENCE

## Advanced Placement (AP)

- Endorsed by the College Board  
<https://ap.collegeboard.org>
- Course syllabus aligns with course audit.
- AP exam establishes college credit.

## Dual Enrollment

- Endorsed by a specific Post-Secondary Institution (UNO / Metro).
- Teacher syllabus & degree.
- Course grade establishes possible college credit.

# DUAL ENROLLMENT OFFERINGS

- **Dual Enrollment through UNO:** AP Biology, AP English Literature, Introduction to Education, AP Human Geography, Psychology, AP Statistics, AP Spanish.
- **Dual Enrollment through Metro CC:** Modular Math & Web Design.

# Advanced Placement Offerings

- Biology\*\*
- Calculus
- Chemistry
- Computer Science
- English Literature\*\*
- English Language
- French
- Government (new)
- Human Geography
- Precalculus (new)
- Statistics\*\*
- Spanish\*\*
- US History

# Scores & Celebrations

- 232 AP tests were taken in 2023-24 and the average score was 3.41.
- 82% (4 out of 5 tests) earned a 3 or higher.
- 9 of the 11 courses at BHS had cumulative scores higher than the state average.
- 100% of tests in Chemistry, Calculus, English Literature, and Statistics earned 3 or better.

# Bennington Public Schools 2024-25 Budget



September 2024



# Overview



<b>Funds</b>	<b>2024-2025 Budget Request</b>	<b>Tax Asking</b>	<b>Proposed Levy</b>
General	\$54,871,784	\$27,817,927	0.982000
Special Building	\$12,545,048	\$1,235,854	0.018000
Bond	\$16,068,763	\$10,141,363	0.358000
QCPUF	\$643,188	\$0	0.000000
Depreciation	\$3,883,478		
Employee Benefit	\$318,480		
Activities	\$1,532,143		
School Nutrition	\$3,331,287		
Student Fee	\$69,822		
Cooperative	\$0		
Contingency	\$0		
<b>Total</b>	<b>\$ 93,263,993</b>	<b>\$38,469,191</b>	<b>1.358000</b>





# About Bennington Public Schools




# Growth by the Numbers

## **2.84% Growth - 4,278 (K-12) as of 9/1/24**

- (AP-420, BE-373, HE-437, PC-556, ST-376, BMS-431, BSMS-599, HS-1,086)
- BPS is estimated to be right at 5,000 K-12 students by 2028-29

## **552 BPS Employees**

- 388 Certified Staff
- 164 Support Staff
  - 55% of Certified Staff has 4 or less yrs.
  - 21% of Certified Staff has 10 or more yrs.



# Valuation

Year	District Assessed Valuation	Yearly Increase	Percentage Increase
2020	\$1,671,808,941	\$172,707,635	11.52%
2021	\$1,875,308,934	\$203,499,933	12.17%
2022	\$2,128,252,110	\$252,943,176	13.49%
2023	\$2,574,696,225	\$446,444,115	20.97%
2024	\$2,832,782,814	\$258,086,589	10.02%
2016-25	Ten year average	\$195,489,966	12.48%
2016-20	Previous 5 Yr. Avg.	\$124,243,630	11.32%
2021-25	Last 5 Year Avg.	\$266,736,302	13.64%

Property Breakdown (2023): Residential/Central Assessed – 91.63%, Ag Land/Personal Property – 3.95%, Comm. and Indust. – 4.42%  
 County Percentage Breakdown (2024): Douglas County - 97.3%, Washington County - 2.7%





# About the Nebraska School Funding System



	<u>Key Points on How Nebraska Funds Public School Districts</u>	<u>Key Points on What the State Funding Means for Bennington Public Schools</u>	<u>Key Points on What the State Funding Means for Other School Districts</u>
<b>Equalization Aid</b>	The state determines basic funding needs for all schools. What the local property taxes can't cover, the state will provide the difference in equalization aid.	The local property taxes will cover 56.72% of the GF budget. <b><u>BPS is extremely reliant on equalization aid as it accounts for 14.60% of basic funding needs.</u></b>	Some schools do not need equalization aid because their local property taxes can cover basic funding needs.
<b>Valuation &amp; Equalization Aid</b>	As valuation increases, equalization aid to the district decreases the following year.	The 10.02% increase in valuation for 2024-25 provides additional funds, but <b><u>BPS will lose an equal amount of equalization aid in 2025-26.</u></b>	For schools that do not need equalization aid, valuation increases result in additional funds for the school.
<b>Foundation Aid</b>	The state funding formula provides \$1,500 per student of Foundation Aid.	If you are an equalized school like BPS, the \$1,500 per student results in <b><u>\$0 extra dollars to the district.</u></b>	Non-equalized schools receive \$1,500 per student resulting in additional funds for the school.
<b>SPED Funding</b>	The state funding formula reimburses 80% for SPED expenses.	BPS will receive roughly <b><u>\$4,755,394 in SPED funding in 2024-25.</u></b> This represents 9.01% of all GF revenues.	SPED funds will help both equalized and non-equalized schools.
<b>Student Enrollment Growth</b>	Average student enrollment growth in the state is 0.8%.	<b><u>Average student enrollment growth in BPS is 3-10%.</u></b> This results in additional needs each year.	Very few schools in the history of Nebraska have experienced enrollment growth like Bennington.
<b>Levy Reductions</b>	The added money from Foundation Aid, SPED funding, and valuation increases should lower property tax levies.	Equalized districts like BPS, are not always able to lower the levy because of the reduction in subsequent years. For example, <b><u>revenue for BPS is down 1.85% in 24-25 because of valuation increases in 23-24.</u></b>	Metro area school districts all have different circumstances including being equalized/unequalized and growth. This means their levies can vary from what BPS is able to do.

# Caps/Lids/Limits

<b>Statutory Limits for School Districts</b>	<b>Proposed Budget</b>
General Fund/Special Building Fund tax levy is capped at <b>\$1.05</b>	\$1.00
Budget Authority (minus SPED/allowances) provided by NDE for BPS is <b>\$46,883,586</b>	\$46,883,586
Cash Reserve limit provided by NDE for BPS is <b>\$13,717,946</b>	\$13,633,344
Property Tax Request Authority (GF/SBF) provide by the state for BPS is <b>\$32,204,461</b>	\$28,327,828





# Expenses



# General Fund Budget

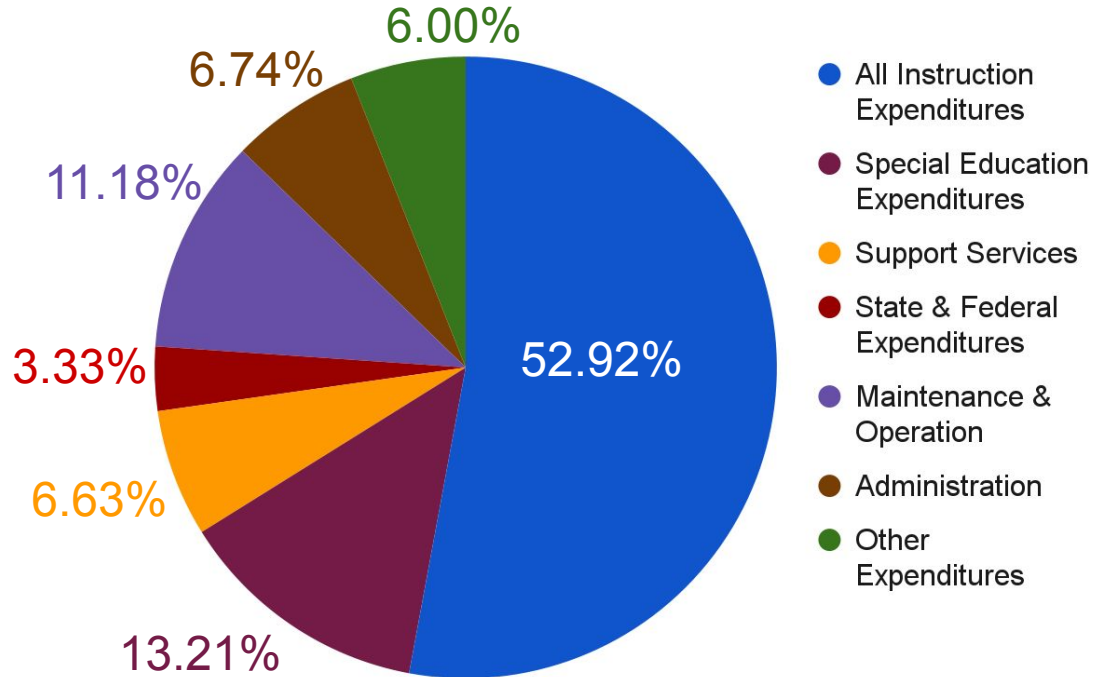
2024-25 NDE GF Budget of  
\$54,871,784

- ✓ Personnel costs make up 81.73% of the total budget
- ✓ Personnel increase is estimated at \$3,100,759 or approximately 266% of the total increase
- ✓ Elementary class size increased to 19.5
- ✓ Payroll increase of 7.75%
- ✓ Accounts Payable decrease of 16.71%
- ✓ \$4,014 under the state average for per pupil costs which equates to 77% of state average
  - FIFTH LOWEST IN STATE OF NEBRASKA



# GF Financial Expenditures for 2024-25

Category	Percent	Funds
All Instruction Expenditures	52.92%	\$ 29,037,230.00
Special Education Expenditures	13.21%	\$ 7,247,855.00
Support Services	6.63%	\$ 3,639,167.00
State & Federal Expenditures	3.33%	\$ 1,825,714.00
Maintenance & Operation Expenditures	11.18%	\$ 6,132,337.00
Administration	6.74%	\$ 3,699,082.00
Other Expenditures	6.00%	\$ 3,290,399.00
<b>Total Actual GF Budget</b>		<b>\$ 54,871,784.00</b>



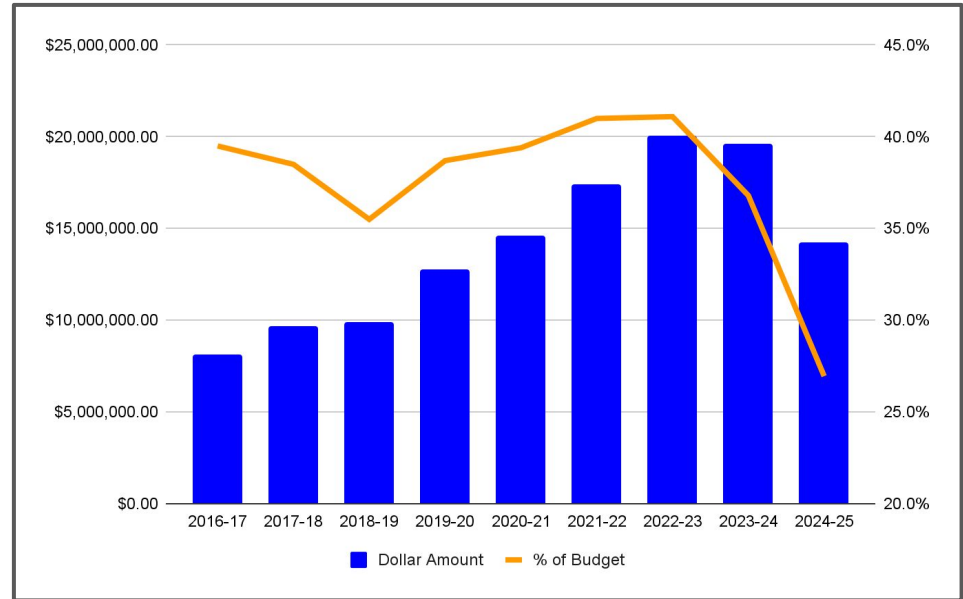


# Revenue



# State Aid - \$14,223,314

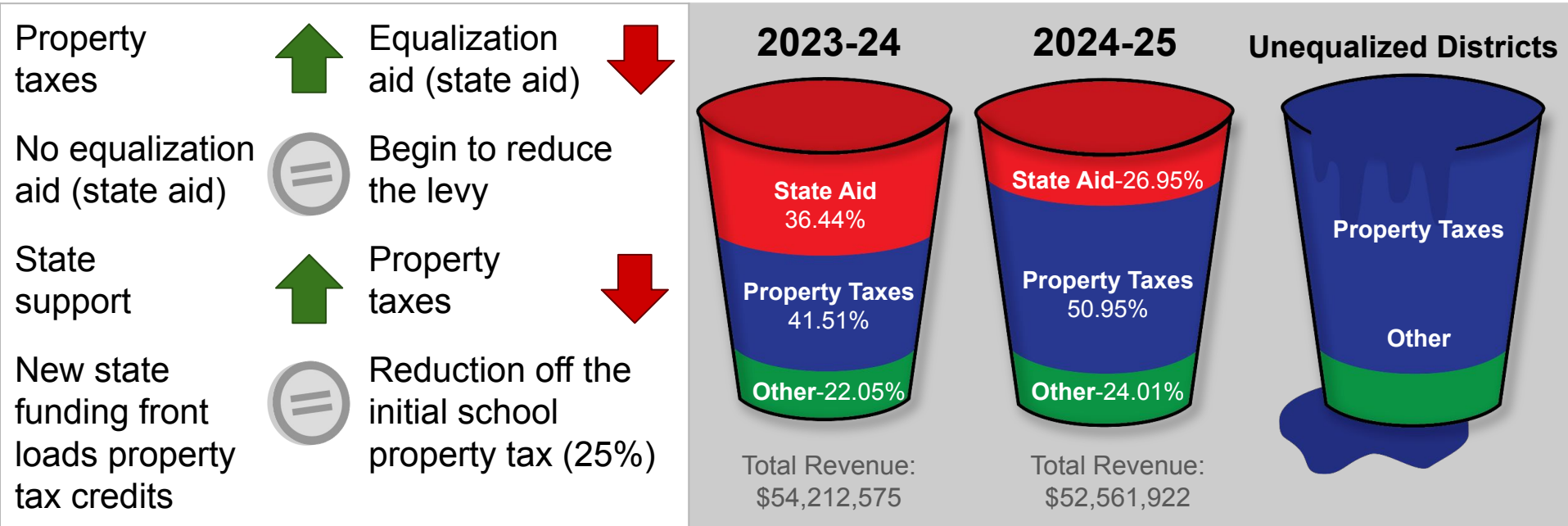
- **\$5,372,223 DECREASE**
  - Second Consecutive Decrease
    - New School Adjustment (\$1.2m)
    - Valuation Increase (21%)
- **26.95% of the total estimated General Fund Revenue**
  - 10% Decrease compared to 23-24
  - Lowest in School History



# Equalization Aid System

BPS is one of the most heavily reliant districts in the state on equalization aid.

The "cup" is the needs for the district as determined by the state aid system.



# Other Actual Receipts - \$12,671,473

- \$812,148 Estimated Increase Compared to 23-24 Actual
- This is 24.01% of the total General Fund Revenue
- SPED Funding accounts for 38% of the total OAR

## Examples of OAR:

Special Education:	\$4,755,394
Motor Vehicle Taxes:	\$3,200,000
Federal Receipts:	\$1,015,989
Property and Personal Tax Credit:	\$1,101,590
State Apportionment:	\$ 835,000
Homestead Exemption:	\$ 625,000
Transportation Fees:	\$ 200,000
County Fines & License Fees:	\$ 115,000
Public Power District Sales Tax:	\$ 50,000
Tuition:	\$ 35,000
Local License Fees:	\$ 1,000

**BUDGET**

# Property Tax Request

- General Fund: \$27,817,927
  - \$3,306,819 Increase
  - Represents 50.95% of the total General Fund revenue
  - Increase of 13% compared to prior year
    - Helping offset \$5.4 million state aid loss
  - Represents 72.31% of all tax asking
  
- Special Building Fund: \$509,901
  - \$725,953 Decrease
  - Decrease of 58.74% compared to prior year
  - Represents 1.33% of all tax-asking
  
- Bond/QCPIUF Fund: \$10,141,363
  - \$923,951 Increase
  - Increase of 10.02% compared to prior year
  - Represents 26.36% of all tax-asking

	2024-2025 Proposed Property Tax Request	Proposed 2024 Tax Rate
General Fund	\$27,817,927	0.982000
Bond Fund(s) K-12	\$10,141,363	0.358000
Special Building Fund	\$509,901	0.018000
QCPIUF	\$0	0.000000
<b>Total</b>	<b>\$38,469,191</b>	<b>1.358000</b>

- Same Levy Rate as 2023-24 which was lowest in 12 years!
  - 2023-24 levy was reduced 6.76 cents
- Bond/QCPIUF Bond levies were combined with payoff of QCPIUF bond in 2023-24



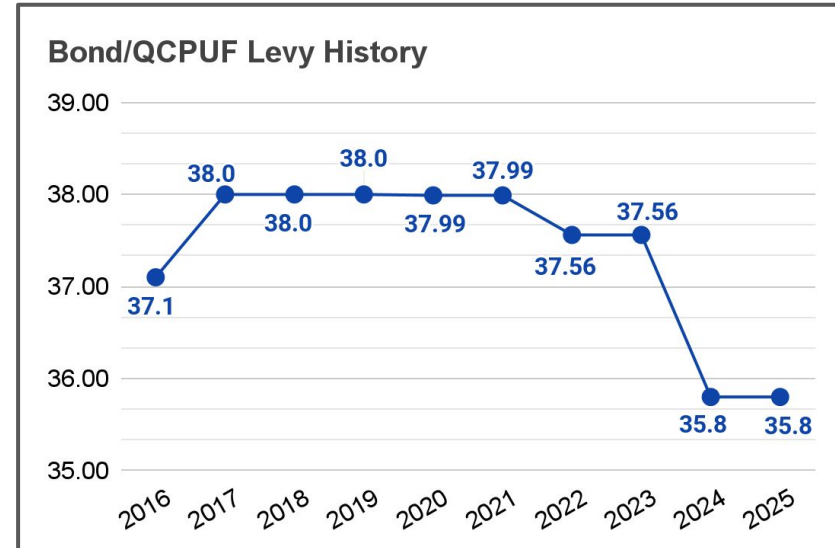
# Bond/QCPUF Fund

## History of Bond Issues



## Bond/QCPUF Fund Levy

- Six bond issues since 2003 - \$198,000,000
- Since 2016 the Bond/QCPUF levy was between 37.5-38 cents
  - *Reduce Bond/QCPUF levy to 35.8 in 2023*
    - *Lowest Bond/QCPUF levy since 2014*
- QCPUF bond for \$4 million in 2016
  - *Paid off early in 2023*



# Bond/QCPUF Fund

## Principal Payments

The District has \$165,270,000 in outstanding debt

- Reviewing Possibility of an Additional \$2 million Principal Payment in 2024-25



Opportunities to pay off principal earlier based on valuation changes over the years.

- Projected to pay off \$63,900,000 in bond principal over the next 10 years
- Projected to pay off \$109,860,000 in bond principal over the 15 years

**\$27,810,000**  
Next 5 Years

**\$36,090,000**  
Years 6-10

**\$45,960,000**  
Years 11-15

**\$55,410,000**  
Remaining 8 Years

**These are scheduled principal payments but could be accelerated**

# Joint Public Hearing - Green Postcard

## Joint Public Hearing

- Applies to counties, cities, school districts, and community colleges
- Entity must participate in a joint public hearing if budget exceeds two percent plus growth rate excluding bonds
  - 4.98% for BPS in 2024-25
- The representative of each political subdivision must give a brief presentation at the hearing
- The county assessor will mail postcards around September 12th
- An elected official must also be in attendance

## Green Postcard Questions

### **Why did I receive this postcard in the mail?**

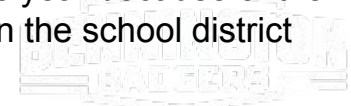
- Answer: Districts that increase their tax-asking by more than two percent, plus growth, are mandated to attend a Joint Public Hearing with all other political subdivisions that also increased their tax-asking by more than two percent. The public has a chance to provide comment to all political subdivisions at the meeting.

### **Does this postcard mean my taxes are going up?**

- Answer: The postcard means the property tax-asking requested by the district went up more than two percent.

### **Did you say the levy was staying the same? Why did I get this postcard?**

- Answer: While the BPS levy is remaining steady at \$1.358, the district tax-asking is increasing compared to the previous year because of the valuation increases within the school district boundaries.





Questions?

