

**BENNINGTON PUBLIC SCHOOLS
DOUGLAS COUNTY SCHOOL DISTRICT NO. 59
BOARD OF EDUCATION REGULAR MEETING
Monday, January 13, 2025 6:00 PM**

Mission Statement

"The mission of Bennington Public Schools is to provide educational opportunities in a safe, caring environment that will prepare all students to meet the challenges of the future."

- I. Call Meeting to Order
 - A. Oath of Office for All Members
 - B. Board Reorganization/Election of Officers – President, Vice President, Treasurer, Secretary
 - C. Approve Slate of Officers
 - D. Approve Practice and Procedures
 1. Approval of Current Board Policies, Regulations, and Handbooks (Policy 203.01)
 2. Depository for School District No. 59 Funds – i3 Bank formerly Bank of Bennington (Policy 704.01)
 3. Newspapers of Record: Douglas County Post-Gazette, The Daily Record, Omaha World-Herald
 4. Review of Media Relations Policy (Policy 1004.01)
 5. Review Board Member Code of Ethics (Policy 202.01)
 6. Dissemination of Conflict-of-Interest Statements to Board Members (Policy 202.02)
 7. Designate Superintendent as Authorized Representative for Bennington Public School for All ESU, State, and Federal Programs
 8. Approve Matt Blomenkamp as Non-Discrimination Compliance Coordinator (Policy 203.01)
 - E. Appoint 2025 Committee Members (Policy 203.06)
- II. Public Forum
- III. Consent Agenda (Note: Items on the consent agenda are considered routine and will be enacted under one motion. There will be no separate discussion of these items at the meeting unless a Board Member requests an item removed from the agenda for separate action.)
 - A. Approval of Agenda
 - B. Approval of Minutes of the Monday, December 9, 2024, Regular Meeting
 - C. Presentation of January Bills for Approval and Payment
 - D. Personnel: Resignation(s) and Hiring of Personnel
- IV. Items Removed From the Consent Agenda for Separate Action
- V. Reports
 - A. Administrative Reports
 - B. Committee Report(s)
 - C. Coordinator Report

- D. Spotlight Report
- E. Lobbyist Report
- VI. Unfinished Business
- VII. New Business
 - A. Discuss, Consider, and Take Action on Curriculum and Personnel Proposals
 - B. Discuss, Consider, and Take Action on 2025-26 Negotiated Agreement
 - C. Review Draft Options of the 2025-26 and 2026-27 School Calendar
 - D. Discuss District Cash Flow Report
 - E. Discuss District Housing Report
 - F. Discuss, Consider, and Take All Necessary Action on a Resolution calling certain maturities for early redemption of the district's outstanding General Obligation School Building Bonds, Series 2019, in an amount NOT TO EXCEED \$2,000,000, for the purpose of defeasing principal and generating interest cost savings
 - G. Discuss, Consider and Take All Necessary Action on a Resolution calling for a Special Bond Election to be held on March 11, 2025, to submit to the qualified voters of the District for their approval or rejection, the issuance of General Obligation School Building Bonds, in an amount NOT TO EXCEED \$112,000,000, for the purpose of constructing, acquiring, and improving District facilities, which shall include a new high school building and related facilities, and for providing the necessary furniture, technology, and apparatus for such building, facilities and additions
- VIII. Time and Date of Next Regular Meeting
- IX. Adjournment

NOTICE: COPY OF OPEN MEETINGS ACT: The Board of Education makes available at least one current copy of the Open Meetings Act posted in the meeting room at a location accessible to members of the public. The Act is posted on the wall of the Board room.

INSTRUCTIONS FOR THOSE WHO WISH TO SPEAK DURING PUBLIC FORUM: Getting Started: When it is your turn to speak during the public forum portion of the agenda, please come forward to the table situated immediately in front of the Board, sign your name and address on the sign-in sheet and state your name to the Board of Education. Time Limit: You may speak only one time and must limit comments to 5 minutes or less. Personnel or Student Topic: If you are planning to speak about a personnel or student matter involving an individual, please understand that our policies require that such concerns initially be directed to the administration for consideration. Board members will generally not respond to any questions you ask or comments you may make about individual staff members or students. You are cautioned that slanderous comments are not protected just because they are made at the Board meeting. General Rules: Please remember that this is a public meeting for the conduct of business of the Board of Education. Offensive language, personal attacks and hostile conduct will not be tolerated.

BY: BENNINGTON PUBLIC SCHOOLS

**BENNINGTON PUBLIC SCHOOLS
DOUGLAS COUNTY SCHOOL DISTRICT NO. 59
BOARD OF EDUCATION REGULAR MEETING
MONDAY, DECEMBER 9, 2024 6:00 PM
BENNINGTON DISTRICT BOARD ROOM**

Posting Information: Notice published in the Daily Record on 12/06/2024. Notice of meeting posted on the District website. Agendas posted at all Bennington Public School buildings three days prior to the meeting date.

Attendance Taken at 5:58 PM. Jeremy Dick: Present, Tim Dreessen: Present, Kara Neuverth: Present, Kristi Ryan: Present, Steve Shannon: Present, Allyson Slobotski: Present.

I. Call Meeting to Order- President Allyson Slobotski called the meeting to order at 6:00 p.m. The Board of Education makes available at least one current copy of the Open Meetings Act posted in the meeting room at a location accessible to members of the public.

II. Public Forum- One member of the public was present to speak.

III. Consent Agenda (Note: Items on the consent agenda are considered routine and will be enacted under one motion. There will be no separate discussion of these items at the meeting unless a Board Member requests an item removed from the agenda for separate action.)

MOTION PASSED: Motion to approve the consent agenda as presented, passed with a motion by Tim Dreessen and a second by Jeremy Dick. Jeremy Dick: Yea, Tim Dreessen: Yea, Kara Neuverth: Yea, Kristi Ryan: Yea, Steve Shannon: Yea, Allyson Slobotski: Yea

December 2024 Personnel Notes: **Certified Staff Hire:** Alexa Berney- elementary teacher at Stratford Elementary, Erica Babin- elementary teacher at Anchor Pointe Elementary, Lyndsay Rahlfs- CADRE, Amanda Plymale- teacher at Anchor Pointe Elementary, Nick Hoff- teacher at Bennington South Middle School. **Classified Staff Hire:** Chapagain Amrit, four-hour cook at Pine Creek Elementary, Ryan Sullivan- bus route driver, Jessica Thorberg- life skills paraprofessional at Bennington High School. Torrey Bergstrom- life skills paraprofessional at Bennington High School, Ben Gentry- paraprofessional at Pine Creek Elementary. **Certified Staff Resignations:** Lyndsay Rahlfs has chosen to resign from Bennington Public Schools as a teacher at Heritage Elementary to pursue a CADRE position with the district. **Classified Staff Resignations:** Londa Nelson, Zavaire Ingram, Archana Pesarekalaya, Kimberly Ash, Garet Wright.

IV. Items Removed From the Consent Agenda for Separate Action- No items were removed from the Consent Agenda.

V. Reports- Elementary- Craig Theis, Middle School- Lucas Apfelbeck, High School- Greg Lamberty, Student Services- Dan Bombeck, CIA- Shannon Thoendel, Operations- Matt Blomenkamp, Superintendent- Aaron Plas. Dr. Plas and Allyson Slobotski expressed their gratitude to Kara Neuverth for her decade of service to the Bennington Public Schools Board of Education. In recognition of her contributions, Allyson Slobotski presented Kara with a clock as

a token of appreciation. Committee Reports- Building/Finance and Curriculum. Coordinator- None. Spotlight- Out of the Blue gave a vocal performance to the Board. Lobbyist- None

VI. Unfinished Business

VI.A. Discuss, Consider, and Take Action to Add/Revise Policies for Section 400- There were 13 policies that were recommended for modification with only grammatical corrections, and 13 policy revisions with language updates that introduce minor but material changes. The remainder of the 400 section was determined appropriate by the Committee.

MOTION PASSED: Motion to approve the revision of the section 400 policies as presented, passed with a motion by Steve Shannon and a second by Kristi Ryan. Jeremy Dick: Yea, Tim Dreessen: Yea, Kara Neuverth: Yea, Kristi Ryan: Yea, Steve Shannon: Yea, Allyson Slobotski: Yea

VII. New Business

VII.A. Discuss, Consider, and Take Action to Approve Tender Offer/Cash Defeasance of Series 2021B Bonds- The Board reaffirmed its commitment to exploring options for paying down the bond debt early. D.A. Davidson conducted a tender offer, but no submissions were received, likely due to the limited availability of eligible bonds. The Board discussed pursuing an early bond defeasance in the coming months as the next step to accelerate debt repayment and generate potential savings for the District.

VII.B. Discuss, Consider, and Take Action on Curriculum and Personnel Proposals- The Curriculum Committee met on November 25th to continue the process of determining which curriculum and personnel proposals to recommend for the 2024-25 school year.

MOTION PASSED: Motion to accept the recommendations by the Curriculum Committee for 2025-26 curriculum and personnel proposals #21, #31, and #12 as outlined in the November 25, 2024, Curriculum Committee Report and pending 2025-26 budget approval, passed with a motion by Kara Neuverth and a second by Steve Shannon. Jeremy Dick: Yea, Tim Dreessen: Yea, Kara Neuverth: Yea, Kristi Ryan: Yea, Steve Shannon: Yea, Allyson Slobotski: Yea

VII.C. Review and Discuss Evaluation of the Superintendent- Board policy states the board will conduct an ongoing evaluation of the superintendent's skills, abilities, and competence. No action on this item, discussion only.

VII.D. Review High School #2 Proposed Design and Information- The Building/Finance Committee and Curriculum Committee have met to hear an initial proposal for High School #2. Feedback was received and implemented from each of these sub-committees. A full presentation of the current proposal was presented to the Board.

VII.E. EXECUTIVE SESSION to Discuss Certificated Staff Negotiations-

MOTION PASSED: Motion to enter into closed session at 7:41 P.M., to discuss the final proposal and answer questions as necessary from the Negotiations Committee as an executive session is clearly necessary for the protection of the public interest, passed with a motion by Allyson Slobotski and a second by Jeremy Dick. Jeremy Dick: Yea, Tim Dreessen: Yea, Kara Neuverth: Yea, Kristi Ryan: Yea, Steve Shannon: Yea, Allyson Slobotski: Yea

The Board returned to Regular Session at 8:04 P.M.

VII.F. EXECUTIVE SESSION to Discuss Pending Litigation-

MOTION PASSED: Motion to enter closed session at 8:05 P.M., to hold a strategy session regarding pending litigation as an executive session is clearly necessary for the protection of the public interest, passed with a motion by Allyson Slobotski and a second by Steve Shannon.

Jeremy Dick: Yea, Tim Dreessen: Yea, Kara Neuverth: Yea, Kristi Ryan: Yea, Steve Shannon: Yea, Allyson Slobotski: Yea
The Board returned to Regular Session at 8:15 P.M.

VIII. Time and Date of Next Regular Meeting- January 13, 2025, 6:00 P.M., District Office.

IX. Adjournment

MOTION PASSED: Motion to adjourn the meeting at 8:16 P.M., passed with a motion by Allyson Slobotski and a second by Kara Neuverth. Jeremy Dick: Yea, Tim Dreessen: Yea, Kara Neuverth: Yea, Kristi Ryan: Yea, Steve Shannon: Yea, Allyson Slobotski: Yea

Jodi McCoy- Board of Education Recording Secretary

| Vendor Name | Vendor Description | Amount |
|---------------------------------------|--------------------|-------------|
| BOND FUND | | |
| GLOBIC ADVISORS | | \$2,290.39 |
| Fund Number 25 | | \$2,290.39 |
| Checking Account ID BONDFUND | | \$2,290.39 |
| GENERAL FUND CHECKING | | |
| 360 COMMUNITY SERVICES | | \$2,997.81 |
| A UNITED AUTOMATIC DOORS & GLASS, INC | | \$55.00 |
| ACCESS SYSTEMS LEASING | | \$13,453.70 |
| ACCESS SYSTEMS | | \$1,035.79 |
| Albin, Kathy | | \$32.16 |
| AMAZON CAPITAL SERVICES | | \$11,931.61 |
| ANCORA PUBLISHING | | \$80.25 |
| APPLE INC | | \$299.00 |
| ARBOR FAMILY COUNSELING | | \$20,871.50 |
| ARNOLD MOTOR | | \$950.01 |
| Austin, Marc | | \$12.06 |
| Barada, Landon | | \$102.78 |
| BENNINGTON AUTO INC | | \$1,037.86 |
| Blevins, Cole | | \$115.24 |
| Bombeck, Daniel | | \$85.89 |
| Bottorff, Alexandria | | \$73.16 |
| Bouaphakeo, Ann | | \$47.84 |
| BOUND TO STAY BOUND BOOKS | | \$1,469.83 |
| BOYS TOWN NATIONAL RESEARCH HOSPITAL | | \$6,384.07 |
| BOYS TOWN | | \$16,200.00 |
| BPS NUTRITION SERVICES | | \$1,994.02 |
| Brandt, Katherine | | \$72.36 |
| CAPSAN | | \$396.10 |
| CDW GOVERNMENT | | \$16,800.00 |
| CERRIS SYSTEMS | | \$21,028.95 |
| Christensen, Jamie | | \$78.99 |
| Christensen, Jennifer | | \$6.97 |
| Christian, Jack | | \$21.44 |
| CLEAN WATER GUYS INC | | \$1,290.57 |
| CONSOLIDATED ELECTRICAL DISTRIBUTORS | | \$998.43 |
| CORNHUSKER MARRIOTT HOTEL, THE | | \$1,120.00 |
| COX BUSINESS | | \$1,314.83 |
| CUBBY'S, INC | | \$8,926.72 |
| CULLIGAN | | \$41.00 |
| Dacy, Brianne | | \$440.55 |
| DAILY RECORD, THE | | \$281.99 |
| DECKER EQUIPMENT | | \$130.85 |
| DeHart, Melissa | | \$51.93 |
| DESIGN SCIENCE, INC | | \$987.50 |
| DH PACE COMPANY | | \$1,706.52 |
| DIETZE MUSIC HOUSE, INC | | \$632.50 |
| EIDE BAILLY LLP | | \$42,443.00 |
| ELECTRICITY, LLC | | \$464.11 |
| ELECTRONIC SOUND INC | | \$1,050.00 |
| ELKHORN FENCE, LLC | | \$3,045.00 |
| ELKHORN GLASS INC | | \$390.00 |
| Engel, Olivia | | \$102.11 |
| ESU 3 | | \$29,740.26 |

| Vendor Name | Vendor Description | Amount |
|----------------------------------------------|---------------------------|---------------|
| EYMAN PLUMBING | | \$436.33 |
| FIBER PLATFORM, LLC | | \$2,368.83 |
| FIELD PAPER COMPANY | | \$581.00 |
| FILTER SHOP, INC | | \$245.80 |
| FIRST STUDENT, INC | | \$29,745.23 |
| Fitzgerald, Abby | | \$68.68 |
| FOLLETT CONTENT SOLUTIONS, LLC | | \$1,686.77 |
| GENERAL FIRE AND SAFETY | | \$6,223.00 |
| GOMEZ, JUSNAILI | | \$536.00 |
| GOODWILL INDUSTRIES, INC | | \$1,650.00 |
| GRAINGER | | \$551.37 |
| Gutz, Stacy | | \$81.07 |
| HD SUPPLY FORMERLY HOME DEPOT PRO | | \$8,221.16 |
| HEARTLAND SCHOOL | | \$3,495.00 |
| HILAND DAIRY, INC. | | \$39.06 |
| HY-VEE INC | | \$685.81 |
| I3 BANK | | \$80.00 |
| INTERSTATE POWER SYSTEMS, INC | | \$9,179.14 |
| JAYMAR BUSINESS FORMS, INC | | \$681.67 |
| Johanek, Jay | | \$65.66 |
| JOHN DEERE FINANCIAL | | \$428.07 |
| JUNIOR LIBRARY GUILD | | \$44.72 |
| Jurgens, Amanda | | \$577.88 |
| JUST FOR KIDS THERAPY INC | | \$23,314.50 |
| Kessell, Christopher | | \$151.42 |
| Korbel, Alysha | | \$64.46 |
| Kramer, Brittany | | \$106.73 |
| Krumwiede, Alexa | | \$175.00 |
| Lamberty, Gregory | | \$235.17 |
| LANG DIESEL INC | | \$385.36 |
| Loptin, Robbie | | \$70.35 |
| Lyon, Brendon | | \$400.36 |
| MAPLE 85 PREMIUM LANDSCAPE MULCH CENTER | | \$184.50 |
| Matland, Charles | | \$132.66 |
| Mattson, Tara | | \$89.91 |
| McCormick, Kristin | | \$577.88 |
| MCGRAW HILL LLC | | \$349.62 |
| METAL DOORS & HARDWARE CO. | | \$170.00 |
| METROPOLITAN UTILITIES DISTRICT | | \$18,849.00 |
| MIDAMERICA BOOKS | | \$383.20 |
| MIDWEST BUS PARTS | | \$353.48 |
| MIDWEST TURF & IRRIGATION | | \$412.45 |
| Mitchell, Millie | | \$12.73 |
| NEBRASKA ASSOC. OF SCHOOL BOARDS | | \$511.00 |
| NEBRASKA CENTRAL EQUIPMENT INC | | \$3,933.93 |
| NEBRASKA COUNCIL OF SCHOOL ADMINISTRATORS | | \$435.00 |
| NEBRASKA PEDIATRIC PRACTICE INC | | \$2,500.00 |
| NEBRASKA.GOV | | \$435.00 |
| OCCUPATIONAL HEALTH CENTERS OF NE, P.C. | | \$110.00 |
| Ohlson, Calena | | \$32.16 |
| OMAHA CHILDREN'S MUSEUM | | \$810.00 |
| ON TO COLLEGE | | \$10,815.00 |
| ONE CALL CONCEPTS | | \$12.00 |
| ONE SOURCE | | \$652.80 |

| Vendor Name | Vendor Description | Amount |
|-----------------------------------------|--------------------|--------------------|
| OPPD | | \$75,547.00 |
| ORIENTAL TRADING CO | | \$90.59 |
| Panning, Emily | | \$150.08 |
| Penington, Carly | | \$72.36 |
| PERRY LAW FIRM | | \$1,464.25 |
| Plas, Aaron | | \$323.61 |
| POPCO INC., DBA IDEAL PURE WATER | | \$27.25 |
| PORT-A-JOHNS INC | | \$150.00 |
| PRESTO-X | | \$796.00 |
| PRIME SECURED, INC | | \$19,610.13 |
| Reinwald, Alexander | | \$24.12 |
| RIEKES EQUIPMENT | | \$365.00 |
| RISE VISION | | \$831.60 |
| RTG BUILDING SERVICES, INC | | \$82,029.83 |
| SCHAEFER ELECTRIC, INC | | \$1,210.00 |
| SCOTT ENTERPRISES, INC. | | \$844.62 |
| Sindelar, Kathryn | | \$46.23 |
| SOLIANT HEALTH, LLC | | \$6,337.50 |
| SPARQ DATA SOLUTIONS | | \$6,300.00 |
| Stryker, Jordyn | | \$577.88 |
| Suing, Jocelyn | | \$577.88 |
| TEACHING STRATEGIES, LLC | | \$1,950.00 |
| TK ELEVATOR CORPORATION | | \$2,972.46 |
| Townsend, Jake | | \$62.65 |
| TRAN, TRINH | | \$60.00 |
| TRANE US INC | | \$5,419.75 |
| TRUCK CENTER COMPANIES | | \$375.70 |
| TYLER TECHNOLOGIES, INC | | \$81.00 |
| Uchtman, Robert | | \$20.10 |
| Underwood, Sheryl | | \$156.79 |
| UNL CAREER SERVICES | | \$175.00 |
| US BANK | | \$5,862.61 |
| US POSTMASTER | | \$2,988.74 |
| USIC LOCATING SERVICES, LLC | | \$220.57 |
| VERIZON | | \$516.49 |
| VISITING NURSE HEALTH SERVICES | | \$4,853.75 |
| VOSS, DOUGLAS | | \$627.12 |
| VOYAGER SOPRIS LEARNING | | \$336.60 |
| WASHINGTON COUNTY TREASURER | | \$100.00 |
| WAYNE STATE COLLEGE | | \$235.00 |
| WEST MUSIC | | \$227.08 |
| WEST O CHAMBER | | \$350.00 |
| WESTSIDE COMMUNITY SCHOOLS | | \$3,750.00 |
| WHC NE, LLC DBA ZTRIP | | \$9,117.26 |
| WHITE CASTLE ROOFING | | \$2,129.00 |
| WM CORPORATE SERVICES, INC | | \$7,857.40 |
| WOODCRAFT SUPPLY, LLC | | \$1,799.99 |
| Young, Norise | | \$64.72 |
| Fund Number 01 | | <hr/> \$596,815.89 |
| Checking Account ID GENERAL | | <hr/> \$596,815.89 |
| SPECIAL BUILDING FUND - CHECKING | | |
| OLSSON ASSOCIATES | | \$1,650.00 |
| Fund Number 13 | | <hr/> \$1,650.00 |

| Vendor Name | Vendor Description | Amount |
|--------------------------------|---------------------------|------------------|
| Checking Account ID SPECBLDG | | <hr/> \$1,650.00 |
| STUDENT FEE FUND | | |
| AGPARTS WORLDWIDE, INC | | <hr/> \$2,195.00 |
| Fund Number 22 | | <hr/> \$2,195.00 |
| Checking Account ID STUDENTFEE | | <hr/> \$2,195.00 |

01/09/2025 04:37 PM

User ID: MDT

| Fund Number | | Beginning Cash | Revenues | Expenses | Payables Change | Ending Cash |
|--------------|----------------------------------|----------------|--------------|----------------|-----------------|---------------|
| 01 | GENERAL FUND CHECKING | 869,315.06 | 3,487,129.72 | (4,067,236.89) | 674.61 | 1,890,309.24 |
| 02 | NUTRITION SERVICES | 1,016,010.93 | 197,656.87 | (220,832.97) | 0.00 | 992,834.83 |
| 03 | DEPRECIATION | 41,759.89 | 5.88 | 0.00 | 0.00 | 41,765.77 |
| 04 | SPECIAL BUILDING FUND - SAVINGS | 84,109.20 | 2,907.55 | 0.00 | 0.00 | 45,467.11 |
| 05 | UNEMPLOYMENT - SAVINGS | 25,003.50 | 2.19 | 0.00 | 0.00 | 25,005.69 |
| 06 | GENERAL - SAVINGS | 369,833.76 | 310,091.43 | 0.00 | 0.00 | 379,925.19 |
| 08 | BUSINESS ACCT | 15,500.00 | 0.00 | 0.00 | 0.00 | 15,500.00 |
| 13 | SPECIAL BUILDING FUND - CHECKING | 78,908.84 | 6.11 | (70,458.48) | 0.00 | 50,006.11 |
| 14 | BUILDING FUND - NLA | 10,762,424.80 | 39,063.40 | 0.00 | 0.00 | 10,801,488.20 |
| 15 | QSC BONDS - NLA | 0.01 | 0.00 | 0.00 | 0.00 | 0.01 |
| 16 | QSC BONDS -SAVINGS | 26,388.29 | 1,086.63 | 0.00 | 0.00 | 27,474.92 |
| 18 | GENERAL FUND CDARS | 6,480,454.89 | 17,996.77 | 0.00 | 0.00 | 5,198,024.92 |
| 19 | BUILDING FUND CDARS | 1,268,415.42 | 4,046.00 | 0.00 | 0.00 | 1,272,461.42 |
| 20 | DEPRECIATION CDARS | 4,317,547.15 | 13,772.16 | 0.00 | 0.00 | 4,331,319.31 |
| 21 | ACTIVITY FUND | 577,608.35 | 45,826.99 | (69,788.81) | 0.00 | 553,646.53 |
| 22 | STUDENT FEE FUND | 56,312.73 | 649.41 | 0.00 | 0.00 | 56,962.14 |
| 24 | QSC BONDS CDARS | 628,998.53 | 2,006.37 | 0.00 | 0.00 | 631,004.90 |
| 25 | BOND FUND | 4,529,196.89 | 40,939.11 | 0.00 | 0.00 | 4,570,136.00 |
| 27 | UNEMPLOYMENT CDARS | 282,893.03 | 902.31 | 0.00 | 0.00 | 283,795.34 |
| Grand Total: | | 31,430,681.27 | 4,164,088.90 | (4,428,317.15) | 674.61 | 31,167,127.63 |

| Vendor Name | Vendor Description | Amount |
|------------------------------|--------------------|--------------------|
| NUTRITION SERVICES | | |
| CINTAS CORPORATION | | \$1,069.54 |
| DJOSSOU, ADJIWANOU | | \$120.00 |
| FOOD DISTRIBUTION PROGRAM | | \$219.55 |
| GOODWIN TUCKER | | \$370.00 |
| GREATER OMAHA REFRIGERATION | | \$1,184.17 |
| HILAND DAIRY, INC. | | \$17,448.85 |
| MY CENTRAL SUPPLY | | \$5,846.34 |
| PEPSICO | | \$3,094.14 |
| PERFORMANCE FOODSERVICE | | \$88,085.41 |
| PETERSON, NICOLE | | \$16.70 |
| ROTELLA'S ITALIAN BAKERY | | \$5,033.77 |
| TRIDENT BEVERAGE, INC | | \$897.00 |
| US BANK | | \$832.66 |
| Watsabaugh, Tracy | | \$108.21 |
| Fund Number 02 | | <hr/> \$124,326.34 |
| Checking Account ID HOTLUNCH | | <hr/> \$124,326.34 |

| Vendor Name | Vendor Description | Amount |
|-----------------------------------------|--------------------|------------|
| ACTIVITY FUND | | |
| 3X GEAR LLC | | \$1,009.00 |
| AATF | | \$55.00 |
| Allen, Susan | | \$195.00 |
| AMAZON CAPITAL SERVICES | | \$1,471.01 |
| ANDERSON, MARCUS | | \$120.00 |
| AQUINAS CATHOLIC SCHOOL | | \$175.00 |
| ARCHIE, DANIEL | | \$80.00 |
| ARCHIE, JASMINE | | \$160.00 |
| BALKOVEC, STEVEN | | \$160.00 |
| BECK, ADRIANNA | | \$140.00 |
| BECKER, DANIEL | | \$70.00 |
| BENNINGTON BOOSTERS CLUB | | \$186.00 |
| BENNINGTON MUSIC BOOSTERS | | \$2,000.00 |
| BENSON, JOHN | | \$140.00 |
| BISGARD, CADEN | | \$50.00 |
| BOOKWORM, THE | | \$387.78 |
| BOWNES, GRIFFIN | | \$25.00 |
| BROWN, JAYDEN | | \$80.00 |
| BSN SPORTS LLC | | \$5,264.87 |
| BYRNE, RYAN | | \$325.00 |
| CARTNEY, AMANDA | | \$140.00 |
| CLAUSEN, COHEN | | \$25.00 |
| COLLEGEBOARD | | \$1,362.06 |
| COLLINS, ANTHONY | | \$80.00 |
| COPSEY, TY | | \$400.00 |
| CORNERSTONE CHRISTIAN HIGH SCHOOL | | \$0.00 |
| DAKTRONICS, INC | | \$600.00 |
| DANIELS, ARTHUR | | \$70.00 |
| DODSON, TREY | | \$150.00 |
| EISCHEID, CHRIS | | \$200.00 |
| ELKHORN HIGH SCHOOL | | \$150.00 |
| ELKHORN NORTH HIGH SCHOOL | | \$1,772.12 |
| EVANS CUSTOM APPAREL, INC | | \$171.00 |
| FANGMEIER, WYNN | | \$600.00 |
| FENTON, PHIL | | \$400.00 |
| FESER, GERALD | | \$240.00 |
| FLETCHER, SHAWN | | \$75.00 |
| FORT CALHOUN HIGH SCHOOL | | \$135.00 |
| FUTURE BUSINESS LEADERS OF AMERICA, INC | | \$60.00 |
| GERDES, SCOTT | | \$140.00 |
| GILBERT, ROBBIE | | \$350.00 |
| GONZALEZ, BRYAN | | \$160.00 |
| GRETNA EAST HIGH SCHOOL | | \$300.00 |
| HAUFF MID AMERICA SPORTS | | \$1,022.89 |
| HEISS, BEAU | | \$200.00 |
| HOLIDAY INN KEARNEY | | \$119.95 |
| HOLLINGSWORTH, HAYDEN | | \$50.00 |
| HY-VEE INC | | \$177.65 |
| ISAACS, DERIK | | \$150.00 |
| JACOBSON, MATT | | \$325.00 |
| JOHNSON, ARLD | | \$80.00 |
| JOHNSTON, SEAN | | \$140.00 |
| JOSTENS INC | | \$4,497.86 |
| KEARNEY, WILLIAM | | \$320.00 |
| KENNEDY, KEVIN | | \$288.00 |

| Vendor Name | Vendor Description | Amount |
|---------------------------------------------|--------------------|-------------------|
| LEWIS, CHARLES | | \$200.00 |
| LEWIS, RYAN | | \$200.00 |
| LORDINO, JONATHAN | | \$192.00 |
| MAR, JACK | | \$200.00 |
| MAR, KEN | | \$96.00 |
| MAR, KEVIN | | \$200.00 |
| NEBRASKA HONOR CHOIR | | \$450.00 |
| NEWBURN, BRONSON | | \$400.00 |
| NIEMIEC, DOUGLAS | | \$375.00 |
| NORTHEAST COMMUNITY COLLEGE | | \$400.00 |
| NSAA | | \$3,946.86 |
| O'Connor, John | | \$119.44 |
| OMAHA'S HENRY DOORLY ZOO AND AQUARIUM | | \$313.50 |
| PAPROCKI, CASEY | | \$400.00 |
| PISASALE, PHILIP | | \$400.00 |
| POLK, MARLON | | \$210.00 |
| REGION II ELEMENTARY PRINCIPALS | | \$100.00 |
| REIMERS, MASON | | \$25.00 |
| ROBOTICS EDUCATION & COMPETITION FOUNDATION | | \$855.00 |
| SCHWERY, DREW | | \$25.00 |
| SHEDEED, CORY | | \$325.00 |
| SHIRTWELL T-SHIRT COMPANY | | \$333.38 |
| SIDZYIK, CHRIS | | \$360.00 |
| SINTEK, CHRIS | | \$70.00 |
| SPORTBOARDZ LLC | | \$28.25 |
| SPORTS SHOPPE, THE | | \$1,820.00 |
| STADIUM SPORTS | | \$1,791.00 |
| STEPANEK, NEAL | | \$640.00 |
| STERNBERG, PAXTON | | \$400.00 |
| STROTMAN, LUCAS | | \$25.00 |
| STROTMAN, SAMUEL | | \$25.00 |
| TB GRAPHIC DESIGN | | \$150.00 |
| UNIVERSAL DANCE ASSOCIATION | | \$18,942.98 |
| US BANK | | \$7,332.21 |
| VEJVODA, JOHN | | \$80.00 |
| VOSS, DOUGLAS | | \$240.00 |
| WAGEMAN, JOSHUA | | \$150.00 |
| WELLWOOD, GERALD | | \$160.00 |
| WHITE, WEYLON | | \$325.00 |
| WINN, JEREMY | | \$0.00 |
| WINNEBAGO HIGH SCHOOL | | \$150.00 |
| WOLF, RYAN | | \$96.00 |
| Fund Number 21 | | <hr/> \$69,596.81 |
| Checking Account ID | ACTIVITY | <hr/> \$69,596.81 |

Regular; Beginning Month 12/2024; Processing Month 12/2024; Accounts to Include Accounts with Activity; Fund Number 21

Fund: 21 ACTIVITY FUND

| <u>Chart of Account Number</u> | <u>Chart of Account Description</u> | <u>Beginning Balance</u> | <u>Expenses</u> | <u>Revenues</u> | <u>Balance Change</u> | <u>Balance</u> |
|--------------------------------|-------------------------------------|--------------------------|-----------------|-----------------|-----------------------|----------------|
| 21 765 0100 | HS Athletics | 44,918.15 | 2,406.53 | 6,624.29 | 0.00 | 49,135.91 |
| 21 765 0101 | BMS Athletics | 38,510.10 | 0.00 | 0.00 | 0.00 | 38,510.10 |
| 21 765 0102 | BSMS Athletics | 24,684.71 | 0.00 | 0.00 | 0.00 | 24,684.71 |
| 21 765 0105 | Football | 55,304.88 | 8,926.90 | 2,125.00 | 0.00 | 48,502.98 |
| 21 765 0110 | BMS Football | (14,626.21) | 0.00 | 0.00 | 0.00 | (14,626.21) |
| 21 765 0111 | Varsity Track | 4,480.48 | 128.71 | 0.00 | 0.00 | 4,351.77 |
| 21 765 0112 | BMS Track | (5,255.76) | 0.00 | 0.00 | 0.00 | (5,255.76) |
| 21 765 0113 | Athletic Training | 5,576.52 | 319.75 | 0.00 | 0.00 | 5,256.77 |
| 21 765 0114 | Uniforms | 16,542.04 | 0.00 | 0.00 | 0.00 | 16,542.04 |
| 21 765 0115 | Volleyball | 4,128.93 | 99.50 | 240.47 | 0.00 | 4,269.90 |
| 21 765 0116 | Lodging/Meals | 3,472.51 | 862.36 | 0.00 | 0.00 | 2,610.15 |
| 21 765 0117 | Dues/Fees | 1,351.33 | 0.00 | 0.00 | 0.00 | 1,351.33 |
| 21 765 0118 | Cross Country Club | 2,637.68 | 541.60 | 0.00 | 0.00 | 2,096.08 |
| 21 765 0119 | Baseball | 7,244.17 | 0.00 | 0.00 | 0.00 | 7,244.17 |
| 21 765 0120 | BMS Volleyball | 6,771.23 | 0.00 | 0.00 | 0.00 | 6,771.23 |
| 21 765 0121 | BSMS Football | (11,090.95) | 0.00 | 0.00 | 0.00 | (11,090.95) |
| 21 765 0122 | BSMS Track | (1,765.47) | 0.00 | 0.00 | 0.00 | (1,765.47) |
| 21 765 0123 | BSMS Volleyball | 2,470.67 | 0.00 | 0.00 | 0.00 | 2,470.67 |
| 21 765 0124 | BSMS Boys' Basketball | (2,084.16) | 906.00 | 574.00 | 0.00 | (2,416.16) |
| 21 765 0125 | Boys' Basketball | 1,975.21 | 1,853.85 | 2,248.10 | 0.00 | 2,369.46 |
| 21 765 0130 | BMS Boys' Basketball | (315.91) | 884.99 | 313.00 | 0.00 | (887.90) |
| 21 765 0131 | Unified Track & Field | (60.00) | 0.00 | 0.00 | 0.00 | (60.00) |
| 21 765 0132 | Unified Track & Field Club | (128.90) | 0.00 | 0.00 | 0.00 | (128.90) |
| 21 765 0135 | Girls' Basketball | 754.08 | 1,581.85 | 2,461.00 | 0.00 | 1,633.23 |
| 21 765 0140 | BMS Girls' Basketball | (3,605.38) | 60.00 | 0.00 | 0.00 | (3,665.38) |
| 21 765 0141 | Baseball Club | 4,356.50 | 1,836.38 | 0.00 | 0.00 | 2,520.12 |
| 21 765 0142 | Volleyball Club | 11,296.91 | 672.92 | 0.00 | 0.00 | 10,623.99 |
| 21 765 0143 | BSMS Girls' Basketball | (155.45) | 0.00 | 0.00 | 0.00 | (155.45) |
| 21 765 0145 | Cross Country | 3,642.02 | 0.00 | 0.00 | 0.00 | 3,642.02 |
| 21 765 0146 | BMS Cross Country | (1,455.52) | 0.00 | 0.00 | 0.00 | (1,455.52) |
| 21 765 0147 | BSMS Cross Country | (385.00) | 0.00 | 0.00 | 0.00 | (385.00) |
| 21 765 0150 | Boys' Golf | 3,930.09 | 0.00 | 0.00 | 0.00 | 3,930.09 |
| 21 765 0151 | Softball Club | 4,373.52 | 0.00 | 0.00 | 0.00 | 4,373.52 |
| 21 765 0152 | Boys' Soccer | 4,024.27 | 0.00 | 0.00 | 0.00 | 4,024.27 |
| 21 765 0153 | Boys' Soccer Fundraising | 4,785.30 | 400.00 | 0.00 | 0.00 | 4,385.30 |
| 21 765 0155 | Girls' Golf | (592.69) | 0.00 | 0.00 | 0.00 | (592.69) |

Regular; Beginning Month 12/2024; Processing Month 12/2024; Accounts to Include Accounts with Activity; Fund Number 21

Fund: 21 ACTIVITY FUND

| <u>Chart of Account Number</u> | <u>Chart of Account Description</u> | <u>Beginning Balance</u> | <u>Expenses</u> | <u>Revenues</u> | <u>Balance Change</u> | <u>Balance</u> |
|--------------------------------|-------------------------------------|--------------------------|-----------------|-----------------|-----------------------|----------------|
| 21 765 0156 | Girls' Tennis | 3,638.10 | 0.00 | 0.00 | 0.00 | 3,638.10 |
| 21 765 0164 | Girls' Soccer | 4,756.72 | 0.00 | 0.00 | 0.00 | 4,756.72 |
| 21 765 0165 | Girls' Soccer Fundraising | 6,949.87 | 3,428.49 | 0.00 | 0.00 | 3,521.38 |
| 21 765 0166 | Girls' Tennis Club | 2,767.99 | 0.00 | 0.00 | 0.00 | 2,767.99 |
| 21 765 0180 | Wrestling | (1,048.20) | 6,185.00 | 6,203.26 | 0.00 | (1,029.94) |
| 21 765 0185 | BMS Wrestling | (4,974.32) | 240.00 | 249.00 | 0.00 | (4,965.32) |
| 21 765 0186 | BSMS Wrestling | (2,694.51) | 1,525.79 | 389.00 | 0.00 | (3,831.30) |
| 21 765 0190 | Girls' Softball | 4,584.55 | 0.00 | 0.00 | 0.00 | 4,584.55 |
| 21 765 0191 | Unified Bowling | 3,555.42 | 0.00 | 25.00 | 0.00 | 3,580.42 |
| 21 765 0192 | Boys' Golf Club | 493.00 | 0.00 | 0.00 | 0.00 | 493.00 |
| 21 765 0193 | Girls' Golf Club | 71.33 | 0.00 | 0.00 | 0.00 | 71.33 |
| 21 765 0194 | Unified Bowling Club | 900.00 | 0.00 | 0.00 | 0.00 | 900.00 |
| 21 765 0195 | Track Club | 13,655.56 | 740.06 | 0.00 | 0.00 | 12,915.50 |
| 21 765 0196 | Football Club | 6,788.72 | 350.33 | 0.00 | 0.00 | 6,438.39 |
| 21 765 0197 | Wrestling Club | 4,221.57 | 1,009.00 | 0.00 | 0.00 | 3,212.57 |
| 21 765 0200 | Band | 9,475.55 | 29.20 | 0.00 | 0.00 | 9,446.35 |
| 21 765 0210 | BE Band Resale | 73.56 | 0.00 | 0.00 | 0.00 | 73.56 |
| 21 765 0215 | PC Band Resale | 30.90 | 0.00 | 0.00 | 0.00 | 30.90 |
| 21 765 0220 | HE Band Resale | 1,758.08 | 0.00 | 0.00 | 0.00 | 1,758.08 |
| 21 765 0221 | AP Band Resale | 359.61 | 333.38 | 0.00 | 0.00 | 26.23 |
| 21 765 0300 | Dance Team | 14,913.46 | 19,143.18 | 13,351.34 | 0.00 | 9,121.62 |
| 21 765 0355 | Varsity Cheerleading | 3,357.17 | 416.20 | 515.00 | 0.00 | 3,455.97 |
| 21 765 0425 | Prom | 10,763.38 | 0.00 | 0.00 | 0.00 | 10,763.38 |
| 21 765 0450 | Skills USA/VICA | 1,236.27 | 0.00 | 0.00 | 0.00 | 1,236.27 |
| 21 765 0501 | B-Club | 222.58 | 0.00 | 0.00 | 0.00 | 222.58 |
| 21 765 0505 | PC Student Council | 82.86 | 0.00 | 0.00 | 0.00 | 82.86 |
| 21 765 0510 | HE Student Council | 1,239.91 | 100.00 | 0.00 | 0.00 | 1,139.91 |
| 21 765 0511 | AP Student Council | 781.29 | 0.00 | 0.00 | 0.00 | 781.29 |
| 21 765 0512 | SE Student Council | 567.89 | 0.00 | 0.00 | 0.00 | 567.89 |
| 21 765 0550 | BE Miscellaneous | 11,488.49 | 0.00 | 1,610.12 | 0.00 | 13,098.61 |
| 21 765 0555 | BE Yearbook | 1,629.23 | 0.00 | 0.00 | 0.00 | 1,629.23 |
| 21 765 0556 | Elementary Spanish | (428.20) | 0.00 | 0.00 | 0.00 | (428.20) |
| 21 765 0557 | PC Miscellaneous | 12,224.18 | 0.00 | 1,610.12 | 0.00 | 13,834.30 |
| 21 765 0558 | PC Yearbook | 50.60 | 0.00 | 0.00 | 0.00 | 50.60 |
| 21 765 0559 | Washington DC Trip | 1,402.28 | 0.00 | 0.00 | 0.00 | 1,402.28 |
| 21 765 0560 | HE Miscellaneous | 7,610.44 | 0.00 | 1,666.43 | 0.00 | 9,276.87 |

Regular; Beginning Month 12/2024; Processing Month 12/2024; Accounts to Include Accounts with Activity; Fund Number 21

Fund: 21 ACTIVITY FUND

| <u>Chart of Account Number</u> | <u>Chart of Account Description</u> | <u>Beginning Balance</u> | <u>Expenses</u> | <u>Revenues</u> | <u>Balance Change</u> | <u>Balance</u> |
|--------------------------------|-------------------------------------|--------------------------|-----------------|-----------------|-----------------------|----------------|
| 21 765 0561 | AP Miscellaneous | 9,512.35 | 0.00 | 1,610.12 | 0.00 | 11,122.47 |
| 21 765 0566 | AP Yearbook | 1,420.00 | 0.00 | 0.00 | 0.00 | 1,420.00 |
| 21 765 0567 | SE Miscellaneous | 1,333.80 | 0.00 | 1,610.12 | 0.00 | 2,943.92 |
| 21 765 0568 | SE Yearbook | 734.30 | 0.00 | 0.00 | 0.00 | 734.30 |
| 21 765 0590 | BE Student Council | 2,344.57 | 0.00 | 0.00 | 0.00 | 2,344.57 |
| 21 765 0600 | FBLA | 4,161.03 | 60.00 | 240.00 | 0.00 | 4,341.03 |
| 21 765 0601 | BMS FBLA | 91.00 | 0.00 | 0.00 | 0.00 | 91.00 |
| 21 765 0650 | Fine Arts | (180.49) | 0.00 | 0.00 | 0.00 | (180.49) |
| 21 765 0651 | Play Production | 1,962.82 | 153.24 | 0.00 | 0.00 | 1,809.58 |
| 21 765 0652 | Speech | 241.29 | 0.00 | 0.00 | 0.00 | 241.29 |
| 21 765 0700 | Foreign Language Club (Spanish) | 844.08 | 0.00 | 0.00 | 0.00 | 844.08 |
| 21 765 0720 | French | 335.04 | 85.91 | 0.00 | 0.00 | 249.13 |
| 21 765 0750 | Journalism | 375.01 | 0.00 | 0.00 | 0.00 | 375.01 |
| 21 765 0800 | High School Misc | 29,831.51 | 5,368.13 | (12,187.11) | 0.00 | 12,276.27 |
| 21 765 0801 | HS Robotics | 1,262.99 | 855.00 | 2,124.13 | 0.00 | 2,532.12 |
| 21 765 0802 | Quiz Bowl | 75.13 | 93.17 | 278.00 | 0.00 | 259.96 |
| 21 765 0803 | BMS Robotics | 92.00 | 0.00 | 0.00 | 0.00 | 92.00 |
| 21 765 0804 | Multi Cultural Club | 1,391.82 | 0.00 | 0.00 | 0.00 | 1,391.82 |
| 21 765 0805 | Youth Boys' Basketball | 9,406.39 | 2,097.00 | 0.00 | 0.00 | 7,309.39 |
| 21 765 0806 | Outdoor Club | 2,120.39 | 0.00 | 0.00 | 0.00 | 2,120.39 |
| 21 765 0807 | Key Club | 3,629.40 | 0.00 | 0.00 | 0.00 | 3,629.40 |
| 21 765 0809 | National Honor Society | 304.40 | 0.00 | 0.00 | 0.00 | 304.40 |
| 21 765 0811 | Prism Club | 47.40 | 0.00 | 0.00 | 0.00 | 47.40 |
| 21 765 0815 | Landscaping Fund | 314.47 | 0.00 | 0.00 | 0.00 | 314.47 |
| 21 765 0820 | Environmental Science | 103.33 | 0.00 | 0.00 | 0.00 | 103.33 |
| 21 765 0825 | Girls' Youth Basketball | 1,195.32 | 1,783.44 | 0.00 | 0.00 | (588.12) |
| 21 765 0830 | PSAT/AP | 5,126.38 | 1,362.06 | 1,684.00 | 0.00 | 5,448.32 |
| 21 765 0835 | Drivers' Education | 353.00 | 0.00 | 0.00 | 0.00 | 353.00 |
| 21 765 0845 | BMS Yearbook | 3,552.43 | 0.00 | 0.00 | 0.00 | 3,552.43 |
| 21 765 0846 | BSMS Yearbook | 1,880.41 | 0.00 | 0.00 | 0.00 | 1,880.41 |
| 21 765 0855 | Boys' Youth Golf | 2,414.33 | 0.00 | 0.00 | 0.00 | 2,414.33 |
| 21 765 0856 | Girls' Youth Golf | 1,090.61 | 0.00 | 0.00 | 0.00 | 1,090.61 |
| 21 765 0860 | BMS Engineering | 1,343.45 | 0.00 | 0.00 | 0.00 | 1,343.45 |
| 21 765 0865 | HS Engineering | 517.92 | 0.00 | 0.00 | 0.00 | 517.92 |
| 21 765 0870 | BMS Leadership Group | 63.86 | 0.00 | 0.00 | 0.00 | 63.86 |
| 21 765 0871 | BSMS Service Club | (17.98) | 0.00 | 0.00 | 0.00 | (17.98) |

Regular; Beginning Month 12/2024; Processing Month 12/2024; Accounts to Include Accounts with Activity; Fund Number 21

Fund: 21 ACTIVITY FUND

| <u>Chart of Account Number</u> | <u>Chart of Account Description</u> | <u>Beginning Balance</u> | <u>Expenses</u> | <u>Revenues</u> | <u>Balance Change</u> | <u>Balance</u> |
|--------------------------------|-------------------------------------|--------------------------|-----------------|-----------------|-----------------------|----------------|
| 21 765 0875 | Wellness | 3,813.23 | 0.00 | 30.00 | 0.00 | 3,843.23 |
| 21 765 0880 | Facilities Use | 66,129.28 | 0.00 | 3,300.00 | 0.00 | 69,429.28 |
| 21 765 0890 | HS Student Senate | 29,739.15 | 23.98 | 0.00 | 0.00 | 29,715.17 |
| 21 765 0891 | BMS Student Senate | 1,103.30 | 0.00 | 0.00 | 0.00 | 1,103.30 |
| 21 765 0892 | BMS Cooking Club | 1,410.49 | 177.65 | 0.00 | 0.00 | 1,232.84 |
| 21 765 0893 | BMS Miscellaneous | 3,276.79 | 0.00 | 1,697.73 | 0.00 | 4,974.52 |
| 21 765 0894 | BSMS Student Senate | 877.48 | 233.22 | 0.00 | 0.00 | 644.26 |
| 21 765 0895 | BSMS Cooking Club | 1,112.17 | 136.19 | 0.00 | 0.00 | 975.98 |
| 21 765 0896 | BSMS Miscellaneous | 1,561.92 | 250.00 | 1,707.73 | 0.00 | 3,019.65 |
| 21 765 0900 | Music | 914.79 | 0.00 | 1,231.00 | 0.00 | 2,145.79 |
| 21 765 0910 | Musical | 6,798.40 | 0.00 | 0.00 | 0.00 | 6,798.40 |
| 21 765 0916 | BMS Music Resale | 33.19 | 200.00 | 0.00 | 0.00 | (166.81) |
| 21 765 0917 | BSMS Music Resale | 15.00 | 0.00 | 0.00 | 0.00 | 15.00 |
| 21 765 0950 | Vocational | 183.96 | 0.00 | 0.00 | 0.00 | 183.96 |
| 21 765 0952 | Art Lab | (6.91) | 0.00 | 0.00 | 0.00 | (6.91) |
| 21 765 0955 | Shop | 184.95 | 0.00 | 0.00 | 0.00 | 184.95 |
| 21 765 0970 | HS Library | 1,100.58 | 0.00 | 0.00 | 0.00 | 1,100.58 |
| 21 765 0971 | PC Library | 5,893.11 | 0.00 | 10.00 | 0.00 | 5,903.11 |
| 21 765 0972 | SE Library | 4,289.41 | 1,927.85 | 4.37 | 0.00 | 2,365.93 |
| 21 765 0975 | BE Library | 2,097.07 | 0.00 | 0.00 | 0.00 | 2,097.07 |
| 21 765 0976 | AP Library | 4,661.89 | 0.00 | 2,142.16 | 0.00 | 6,804.05 |
| 21 765 0995 | HE Library | 4,084.95 | 0.00 | 69.26 | 0.00 | 4,154.21 |
| 21 765 0996 | BMS Library | 6,014.53 | 0.00 | 18.68 | 0.00 | 6,033.21 |
| 21 765 0997 | BSMS Library | 1,569.20 | 0.00 | 0.00 | 0.00 | 1,569.20 |
| 21 765 1410 | Interest | 3,261.43 | 0.00 | 51.67 | 0.00 | 3,313.10 |
| Fund Total: 21 | | 577,608.35 | 69,788.81 | 45,826.99 | 0.00 | 553,646.53 |

Regular; Processing Month 12/2024; Accounts to Include Accounts with Activity

Fund: 01 GENERAL FUND CHECKING

| <u>Account Number</u> | <u>Description</u> | <u>Revised Budget</u> | <u>During Month</u> | <u>To Date</u> | <u>% of Budget</u> | <u>Budget Balance</u> |
|--------------------------|--------------------------------------------------|-----------------------|---------------------|----------------|--------------------|-----------------------|
| 01 1370 | PRESCHOOL TUITION AND FEES | 0.00 | 5,337.50 | 21,350.00 | 0.00 | (21,350.00) |
| 01 1410 | TRANS REC FROM INDIVIDUALS - REG | 0.00 | 19,554.10 | 80,982.88 | 0.00 | (80,982.88) |
| 01 1510 | INTEREST ON INVESTMENTS | 0.00 | 143.69 | 398.94 | 0.00 | (398.94) |
| 01 1910 | RENTAL OF SCHOOL EQUIPMENT & FACILITIES | 0.00 | 0.00 | 10,500.00 | 0.00 | (10,500.00) |
| 01 1911 | LOCAL LICENSE FEES | 0.00 | 0.00 | 900.00 | 0.00 | (900.00) |
| 01 1990 | OTHER LOCAL RECEIPTS | 0.00 | 25.00 | 4,246.40 | 0.00 | (4,246.40) |
| Subtotal: LOCAL RECIEPTS | | 0.00 | 25,060.29 | 118,378.22 | 0.00 | (118,378.22) |
| 01 3110 | STATE AID | 0.00 | 2,844,662.00 | 5,689,324.00 | 0.00 | (5,689,324.00) |
| 01 3120 | SPECIAL ED PROGRAMS SCHOOL AGE | 0.00 | 337,337.00 | 337,337.00 | 0.00 | (337,337.00) |
| 01 3535 | PAYMENTS FOR HIGH ABILITY LEARNERS | 0.00 | 0.00 | 32,629.00 | 0.00 | (32,629.00) |
| Subtotal: 3000 | | 0.00 | 3,181,999.00 | 6,059,290.00 | 0.00 | (6,059,290.00) |
| 01 4505 | TITLE I, PART A ESSA IMP BASIC PROG | 0.00 | 220,885.00 | 220,885.00 | 0.00 | (220,885.00) |
| 01 4509 | TITLE II, PART A ESSA EFFECT INSTRUCTION | 0.00 | 44,308.00 | 44,308.00 | 0.00 | (44,308.00) |
| 01 4516 | IDEA PRESCHOOL(619) BASE ALLOCATION | 0.00 | 0.00 | 5,058.00 | 0.00 | (5,058.00) |
| 01 4518 | IDEA Part B Base & Enrollment Poverty Allocation | 0.00 | 0.00 | 652,597.00 | 0.00 | (652,597.00) |
| 01 4521 | IDEA PART B PROPORTIONATE SHARE PART B L | 0.00 | 0.00 | 16,983.00 | 0.00 | (16,983.00) |
| 01 4709 | MEDICAID ADMINSTRATIVE ACTIVITIES | 0.00 | 0.00 | 4,233.76 | 0.00 | (4,233.76) |
| 01 4969 | TITLE IV, PART A | 0.00 | 10,000.00 | 10,000.00 | 0.00 | (10,000.00) |
| Subtotal: 4000 | | 0.00 | 275,193.00 | 954,064.76 | 0.00 | (954,064.76) |
| 01 5300 | SALE OF PROPERTY | 0.00 | 0.00 | 275.00 | 0.00 | (275.00) |
| 01 5301 | INSURANCE ADJUSTMENTS | 0.00 | 4,877.43 | 4,877.43 | 0.00 | (4,877.43) |
| Subtotal: 5000 | | 0.00 | 4,877.43 | 5,152.43 | 0.00 | (5,152.43) |
| Fund Total: | | 0.00 | 3,487,129.72 | 7,136,885.41 | 0.00 | (7,136,885.41) |

Fund: 02 NUTRITION SERVICES

| <u>Account Number</u> | <u>Description</u> | <u>Revised Budget</u> | <u>During Month</u> | <u>To Date</u> | <u>% of Budget</u> | <u>Budget Balance</u> |
|--------------------------|----------------------------------------|-----------------------|---------------------|----------------|--------------------|-----------------------|
| 02 1510 | INTEREST ON INVESTMENTS | 0.00 | 88.54 | 351.12 | 0.00 | (351.12) |
| 02 1620 | DAILY SALES - NON-REIMB PROGRAMS | 0.00 | 142,721.55 | 684,434.44 | 0.00 | (684,434.44) |
| 02 1990 | MISCELLANEOUS LOCAL RECEIPTS | 0.00 | 0.00 | 0.00 | 0.00 | 0.00 |
| Subtotal: LOCAL RECIEPTS | | 0.00 | 142,810.09 | 684,785.56 | 0.00 | (684,785.56) |
| 02 4210 | FEDERAL REIMBURSEMENT(OF NUTRIT PRGMS) | 0.00 | 54,846.78 | 224,187.79 | 0.00 | (224,187.79) |
| Subtotal: 4000 | | 0.00 | 54,846.78 | 224,187.79 | 0.00 | (224,187.79) |
| Fund Total: | | 0.00 | 197,656.87 | 908,973.35 | 0.00 | (908,973.35) |

Fund: 03 DEPRECIATION

| <u>Account Number</u> | <u>Description</u> | <u>Revised Budget</u> | <u>During Month</u> | <u>To Date</u> | <u>% of Budget</u> | <u>Budget Balance</u> |
|--------------------------|-------------------------|-----------------------|---------------------|----------------|--------------------|-----------------------|
| 03 1510 | INTEREST ON INVESTMENTS | 0.00 | 5.88 | 1,019.58 | 0.00 | (1,019.58) |
| Subtotal: LOCAL RECIEPTS | | 0.00 | 5.88 | 1,019.58 | 0.00 | (1,019.58) |
| Fund Total: | | 0.00 | 5.88 | 1,019.58 | 0.00 | (1,019.58) |

Fund: 04 SPECIAL BUILDING FUND - SAVINGS

| <u>Account Number</u> | <u>Description</u> | <u>Revised Budget</u> | <u>During Month</u> | <u>To Date</u> | <u>% of Budget</u> | <u>Budget Balance</u> |
|--------------------------|-------------------------|-----------------------|---------------------|----------------|--------------------|-----------------------|
| 04 1100 | TAXES | 0.00 | 2,891.23 | 121,388.63 | 0.00 | (121,388.63) |
| 04 1510 | INTEREST ON INVESTMENTS | 0.00 | 16.32 | 335.71 | 0.00 | (335.71) |
| Subtotal: LOCAL RECIEPTS | | 0.00 | 2,907.55 | 121,724.34 | 0.00 | (121,724.34) |
| Fund Total: | | 0.00 | 2,907.55 | 121,724.34 | 0.00 | (121,724.34) |

Fund: 05 UNEMPLOYMENT - SAVINGS

| <u>Account Number</u> | <u>Description</u> | <u>Revised Budget</u> | <u>During Month</u> | <u>To Date</u> | <u>% of Budget</u> | <u>Budget Balance</u> |
|--------------------------|-------------------------|-----------------------|---------------------|----------------|--------------------|-----------------------|
| 05 1510 | INTEREST ON INVESTMENTS | 0.00 | 2.19 | 6.46 | 0.00 | (6.46) |
| Subtotal: LOCAL RECIEPTS | | 0.00 | 2.19 | 6.46 | 0.00 | (6.46) |

Regular; Processing Month 12/2024; Accounts to Include Accounts with Activity

Fund: 05 UNEMPLOYMENT - SAVINGS

| <u>Account Number</u> | <u>Description</u> | <u>Revised Budget</u> | <u>During Month</u> | <u>To Date</u> | <u>% of Budget</u> | <u>Budget Balance</u> |
|-----------------------|--------------------|-----------------------|---------------------|----------------|--------------------|-----------------------|
| Fund Total: | | 0.00 | 2.19 | 6.46 | 0.00 | (6.46) |

Fund: 06 GENERAL - SAVINGS

| <u>Account Number</u> | <u>Description</u> | <u>Revised Budget</u> | <u>During Month</u> | <u>To Date</u> | <u>% of Budget</u> | <u>Budget Balance</u> |
|--------------------------|-------------------------|-----------------------|---------------------|----------------|--------------------|-----------------------|
| 06 1100 | TAXES | 0.00 | 309,927.36 | 3,484,514.87 | 0.00 | (3,484,514.87) |
| 06 1510 | INTEREST ON INVESTMENTS | 0.00 | 164.07 | 2,834.63 | 0.00 | (2,834.63) |
| Subtotal: LOCAL RECIEPTS | | 0.00 | 310,091.43 | 3,487,349.50 | 0.00 | (3,487,349.50) |
| Fund Total: | | 0.00 | 310,091.43 | 3,487,349.50 | 0.00 | (3,487,349.50) |

Fund: 13 SPECIAL BUILDING FUND - CHECKING

| <u>Account Number</u> | <u>Description</u> | <u>Revised Budget</u> | <u>During Month</u> | <u>To Date</u> | <u>% of Budget</u> | <u>Budget Balance</u> |
|--------------------------|-------------------------|-----------------------|---------------------|----------------|--------------------|-----------------------|
| 13 1510 | INTEREST ON INVESTMENTS | 0.00 | 6.11 | 24.52 | 0.00 | (24.52) |
| 13 1990 | OTHER LOCAL RECEIPTS | 0.00 | 0.00 | 28,903.00 | 0.00 | (28,903.00) |
| Subtotal: LOCAL RECIEPTS | | 0.00 | 6.11 | 28,927.52 | 0.00 | (28,927.52) |
| Fund Total: | | 0.00 | 6.11 | 28,927.52 | 0.00 | (28,927.52) |

Fund: 14 BUILDING FUND - NLAF

| <u>Account Number</u> | <u>Description</u> | <u>Revised Budget</u> | <u>During Month</u> | <u>To Date</u> | <u>% of Budget</u> | <u>Budget Balance</u> |
|--------------------------|-------------------------|-----------------------|---------------------|----------------|--------------------|-----------------------|
| 14 1510 | Interest on Investments | 0.00 | 39,063.40 | 163,371.85 | 0.00 | (163,371.85) |
| Subtotal: LOCAL RECIEPTS | | 0.00 | 39,063.40 | 163,371.85 | 0.00 | (163,371.85) |
| Fund Total: | | 0.00 | 39,063.40 | 163,371.85 | 0.00 | (163,371.85) |

Fund: 16 QSC BONDS -SAVINGS

| <u>Account Number</u> | <u>Description</u> | <u>Revised Budget</u> | <u>During Month</u> | <u>To Date</u> | <u>% of Budget</u> | <u>Budget Balance</u> |
|--------------------------|-------------------------|-----------------------|---------------------|----------------|--------------------|-----------------------|
| 16 1100 | TAXES | 0.00 | 1,084.26 | 45,624.23 | 0.00 | (45,624.23) |
| 16 1510 | Interest on Investments | 0.00 | 2.37 | 193.58 | 0.00 | (193.58) |
| Subtotal: LOCAL RECIEPTS | | 0.00 | 1,086.63 | 45,817.81 | 0.00 | (45,817.81) |
| Fund Total: | | 0.00 | 1,086.63 | 45,817.81 | 0.00 | (45,817.81) |

Fund: 18 GENERAL FUND CDARS

| <u>Account Number</u> | <u>Description</u> | <u>Revised Budget</u> | <u>During Month</u> | <u>To Date</u> | <u>% of Budget</u> | <u>Budget Balance</u> |
|--------------------------|-------------------------|-----------------------|---------------------|----------------|--------------------|-----------------------|
| 18 1510 | Interest on Investments | 0.00 | 17,996.77 | 110,426.58 | 0.00 | (110,426.58) |
| Subtotal: LOCAL RECIEPTS | | 0.00 | 17,996.77 | 110,426.58 | 0.00 | (110,426.58) |
| Fund Total: | | 0.00 | 17,996.77 | 110,426.58 | 0.00 | (110,426.58) |

Fund: 19 BUILDING FUND CDARS

| <u>Account Number</u> | <u>Description</u> | <u>Revised Budget</u> | <u>During Month</u> | <u>To Date</u> | <u>% of Budget</u> | <u>Budget Balance</u> |
|--------------------------|-------------------------|-----------------------|---------------------|----------------|--------------------|-----------------------|
| 19 1510 | Interest on Investments | 0.00 | 4,046.00 | 15,242.62 | 0.00 | (15,242.62) |
| Subtotal: LOCAL RECIEPTS | | 0.00 | 4,046.00 | 15,242.62 | 0.00 | (15,242.62) |
| Fund Total: | | 0.00 | 4,046.00 | 15,242.62 | 0.00 | (15,242.62) |

Fund: 20 DEPRECIATION CDARS

| <u>Account Number</u> | <u>Description</u> | <u>Revised Budget</u> | <u>During Month</u> | <u>To Date</u> | <u>% of Budget</u> | <u>Budget Balance</u> |
|--------------------------|-------------------------|-----------------------|---------------------|----------------|--------------------|-----------------------|
| 20 1510 | Interest on Investments | 0.00 | 13,772.16 | 54,162.89 | 0.00 | (54,162.89) |
| Subtotal: LOCAL RECIEPTS | | 0.00 | 13,772.16 | 54,162.89 | 0.00 | (54,162.89) |
| Fund Total: | | 0.00 | 13,772.16 | 54,162.89 | 0.00 | (54,162.89) |

Fund: 21 ACTIVITY FUND

| <u>Account Number</u> | <u>Description</u> | <u>Revised Budget</u> | <u>During Month</u> | <u>To Date</u> | <u>% of Budget</u> | <u>Budget Balance</u> |
|-----------------------|-------------------------|-----------------------|---------------------|----------------|--------------------|-----------------------|
| 21 1710 1510 | Interest on Investments | 0.00 | 51.67 | 200.95 | 0.00 | (200.95) |
| 21 1990 0100 | HS Athletics | 0.00 | 6,624.29 | (42,473.51) | 0.00 | 42,473.51 |
| 21 1990 0101 | BMS Athletics | 0.00 | 0.00 | 9,500.00 | 0.00 | (9,500.00) |
| 21 1990 0102 | BSMS Athletics | 0.00 | 0.00 | 9,042.00 | 0.00 | (9,042.00) |
| 21 1990 0105 | Football | 0.00 | 2,125.00 | 64,811.62 | 0.00 | (64,811.62) |
| 21 1990 0110 | BMS Football | 0.00 | 0.00 | 1,028.00 | 0.00 | (1,028.00) |
| 21 1990 0111 | Varsity Track | 0.00 | 0.00 | 1,512.10 | 0.00 | (1,512.10) |
| 21 1990 0113 | Athletic Training | 0.00 | 0.00 | 9,000.00 | 0.00 | (9,000.00) |

Regular; Processing Month 12/2024; Accounts to Include Accounts with Activity

| Fund: 21 ACTIVITY FUND | | | | | | |
|-----------------------------|----------------------------|-----------------------|---------------------|----------------|--------------------|-----------------------|
| <u>Account Number</u> | <u>Description</u> | <u>Revised Budget</u> | <u>During Month</u> | <u>To Date</u> | <u>% of Budget</u> | <u>Budget Balance</u> |
| 21 1990 0114 | Uniforms | 0.00 | 0.00 | 21,000.00 | 0.00 | (21,000.00) |
| 21 1990 0115 | Volleyball | 0.00 | 240.47 | 5,904.67 | 0.00 | (5,904.67) |
| 21 1990 0116 | Lodging/Meals | 0.00 | 0.00 | 8,000.00 | 0.00 | (8,000.00) |
| 21 1990 0119 | Baseball | 0.00 | 0.00 | (128.90) | 0.00 | 128.90 |
| 21 1990 0120 | BMS Volleyball | 0.00 | 0.00 | 1,272.00 | 0.00 | (1,272.00) |
| 21 1990 0121 | BSMS Football | 0.00 | 0.00 | 2,375.00 | 0.00 | (2,375.00) |
| 21 1990 0123 | BSMS Volleyball | 0.00 | 0.00 | 2,210.78 | 0.00 | (2,210.78) |
| 21 1990 0124 | BSMS Boys' Basketball | 0.00 | 574.00 | 2,896.00 | 0.00 | (2,896.00) |
| 21 1990 0125 | Boys' Basketball | 0.00 | 2,248.10 | 2,119.20 | 0.00 | (2,119.20) |
| 21 1990 0130 | BMS Boys' Basketball | 0.00 | 313.00 | 1,628.00 | 0.00 | (1,628.00) |
| 21 1990 0132 | Unified Track & Field Club | 0.00 | 0.00 | (128.90) | 0.00 | 128.90 |
| 21 1990 0135 | Girls' Basketball | 0.00 | 2,461.00 | 2,832.10 | 0.00 | (2,832.10) |
| 21 1990 0145 | Cross Country | 0.00 | 0.00 | 2,345.00 | 0.00 | (2,345.00) |
| 21 1990 0146 | BMS Cross Country | 0.00 | 0.00 | 800.00 | 0.00 | (800.00) |
| 21 1990 0150 | Boys' Golf | 0.00 | 0.00 | 4,000.00 | 0.00 | (4,000.00) |
| 21 1990 0152 | Boys' Soccer | 0.00 | 0.00 | 371.10 | 0.00 | (371.10) |
| 21 1990 0153 | Boys' Soccer Fundraising | 0.00 | 0.00 | 1,333.75 | 0.00 | (1,333.75) |
| 21 1990 0155 | Girls' Golf | 0.00 | 0.00 | 7,435.00 | 0.00 | (7,435.00) |
| 21 1990 0156 | Girls' Tennis | 0.00 | 0.00 | 1,000.00 | 0.00 | (1,000.00) |
| 21 1990 0164 | Girls' Soccer | 0.00 | 0.00 | 371.10 | 0.00 | (371.10) |
| 21 1990 0165 | Girls' Soccer Fundraising | 0.00 | 0.00 | 950.93 | 0.00 | (950.93) |
| 21 1990 0180 | Wrestling | 0.00 | 6,203.26 | 6,074.36 | 0.00 | (6,074.36) |
| 21 1990 0185 | BMS Wrestling | 0.00 | 249.00 | 249.00 | 0.00 | (249.00) |
| 21 1990 0186 | BSMS Wrestling | 0.00 | 389.00 | 720.75 | 0.00 | (720.75) |
| 21 1990 0190 | Girls' Softball | 0.00 | 0.00 | 3,587.35 | 0.00 | (3,587.35) |
| 21 1990 0191 | Unified Bowling | 0.00 | 25.00 | 1,200.00 | 0.00 | (1,200.00) |
| 21 1990 0200 | Band | 0.00 | 0.00 | 7,037.90 | 0.00 | (7,037.90) |
| 21 1990 0220 | HE Band Resale | 0.00 | 0.00 | 0.00 | 0.00 | 0.00 |
| 21 1990 0221 | AP Band Resale | 0.00 | 0.00 | 386.00 | 0.00 | (386.00) |
| 21 1990 0300 | Dance Team | 0.00 | 13,351.34 | 34,492.69 | 0.00 | (34,492.69) |
| 21 1990 0355 | Varsity Cheerleading | 0.00 | 515.00 | 12,218.29 | 0.00 | (12,218.29) |
| 21 1990 0550 | BE Miscellaneous | 0.00 | 1,610.12 | 2,020.95 | 0.00 | (2,020.95) |
| 21 1990 0557 | PC Miscellaneous | 0.00 | 1,610.12 | 2,016.12 | 0.00 | (2,016.12) |
| 21 1990 0559 | Washington DC Trip | 0.00 | 0.00 | 1,401.92 | 0.00 | (1,401.92) |
| 21 1990 0560 | HE Miscellaneous | 0.00 | 1,666.43 | 1,708.71 | 0.00 | (1,708.71) |
| 21 1990 0561 | AP Miscellaneous | 0.00 | 1,610.12 | 1,764.64 | 0.00 | (1,764.64) |
| 21 1990 0567 | SE Miscellaneous | 0.00 | 1,610.12 | 1,680.12 | 0.00 | (1,680.12) |
| 21 1990 0600 | FBLA | 0.00 | 240.00 | 1,880.00 | 0.00 | (1,880.00) |
| 21 1990 0651 | Play Products | 0.00 | 0.00 | 956.70 | 0.00 | (956.70) |
| 21 1990 0652 | Speech | 0.00 | 0.00 | 378.72 | 0.00 | (378.72) |
| 21 1990 0750 | Journalism | 0.00 | 0.00 | 125.00 | 0.00 | (125.00) |
| 21 1990 0800 | High School Misc | 0.00 | (12,187.11) | (2,224.72) | 0.00 | 2,224.72 |
| 21 1990 0801 | First Robotics | 0.00 | 2,124.13 | 2,124.13 | 0.00 | (2,124.13) |
| 21 1990 0802 | Quiz Bowl | 0.00 | 278.00 | 434.00 | 0.00 | (434.00) |
| 21 1990 0804 | Multi Cultural Club | 0.00 | 0.00 | 779.15 | 0.00 | (779.15) |
| 21 1990 0805 | Youth Boys' Basketball | 0.00 | 0.00 | 0.00 | 0.00 | 0.00 |
| 21 1990 0825 | Youth Girls' Basketball | 0.00 | 0.00 | 0.00 | 0.00 | 0.00 |
| 21 1990 0830 | PSAT/AP | 0.00 | 1,684.00 | 1,684.00 | 0.00 | (1,684.00) |
| 21 1990 0846 | BSMS Yearbook | 0.00 | 0.00 | 25.00 | 0.00 | (25.00) |
| 21 1990 0856 | Girls' Youth Golf | 0.00 | 0.00 | 618.00 | 0.00 | (618.00) |
| 21 1990 0875 | Wellness | 0.00 | 30.00 | 1,758.00 | 0.00 | (1,758.00) |
| 21 1990 0880 | Facilities Use | 0.00 | 3,300.00 | 18,250.00 | 0.00 | (18,250.00) |
| 21 1990 0890 | HS Student Senate | 0.00 | 0.00 | 3,479.40 | 0.00 | (3,479.40) |
| 21 1990 0892 | BMS Cooking Club | 0.00 | 0.00 | 1,100.00 | 0.00 | (1,100.00) |

Regular; Processing Month 12/2024; Accounts to Include Accounts with Activity

| Fund: 21 ACTIVITY FUND | | | | | | |
|-----------------------------------------|-------------------------|-----------------------|---------------------|----------------------|--------------------|------------------------|
| <u>Account Number</u> | <u>Description</u> | <u>Revised Budget</u> | <u>During Month</u> | <u>To Date</u> | <u>% of Budget</u> | <u>Budget Balance</u> |
| 21 1990 0893 | BMS Miscellaneous | 0.00 | 1,697.73 | 1,719.67 | 0.00 | (1,719.67) |
| 21 1990 0894 | BSMS Student Senate | 0.00 | 0.00 | 455.00 | 0.00 | (455.00) |
| 21 1990 0895 | BSMS Cooking Club | 0.00 | 0.00 | 975.00 | 0.00 | (975.00) |
| 21 1990 0896 | BSMS Miscellaneous | 0.00 | 1,707.73 | 2,052.73 | 0.00 | (2,052.73) |
| 21 1990 0900 | Music | 0.00 | 1,231.00 | 1,231.00 | 0.00 | (1,231.00) |
| 21 1990 0916 | BMS Music Resale | 0.00 | 0.00 | 160.00 | 0.00 | (160.00) |
| 21 1990 0917 | BSMS Music Resale | 0.00 | 0.00 | 0.00 | 0.00 | 0.00 |
| 21 1990 0955 | Shop | 0.00 | 0.00 | 979.00 | 0.00 | (979.00) |
| 21 1990 0970 | HS Library | 0.00 | 0.00 | 891.88 | 0.00 | (891.88) |
| 21 1990 0971 | PC Library | 0.00 | 10.00 | 1,133.81 | 0.00 | (1,133.81) |
| 21 1990 0972 | SE Library | 0.00 | 4.37 | 2,705.19 | 0.00 | (2,705.19) |
| 21 1990 0975 | BE Library | 0.00 | 0.00 | 480.56 | 0.00 | (480.56) |
| 21 1990 0976 | AP Library | 0.00 | 2,142.16 | 3,072.52 | 0.00 | (3,072.52) |
| 21 1990 0995 | HE Library | 0.00 | 69.26 | 1,028.01 | 0.00 | (1,028.01) |
| 21 1990 0996 | BMS Library | 0.00 | 18.68 | 1,216.13 | 0.00 | (1,216.13) |
| 21 1990 0997 | BSMS Library | 0.00 | 0.00 | 749.27 | 0.00 | (749.27) |
| Subtotal: LOCAL RECIEPTS | | 0.00 | 45,826.99 | 247,983.94 | 0.00 | (247,983.94) |
| Fund Total: | | 0.00 | 45,826.99 | 247,983.94 | 0.00 | (247,983.94) |
| Fund: 22 STUDENT FEE FUND | | | | | | |
| <u>Account Number</u> | <u>Description</u> | <u>Revised Budget</u> | <u>During Month</u> | <u>To Date</u> | <u>% of Budget</u> | <u>Budget Balance</u> |
| 22 1741 5100 | Cooperative Loss | 0.00 | 649.41 | 4,774.20 | 0.00 | (4,774.20) |
| Subtotal: LOCAL RECIEPTS | | 0.00 | 649.41 | 4,774.20 | 0.00 | (4,774.20) |
| Fund Total: | | 0.00 | 649.41 | 4,774.20 | 0.00 | (4,774.20) |
| Fund: 24 QSC BONDS CDARS | | | | | | |
| <u>Account Number</u> | <u>Description</u> | <u>Revised Budget</u> | <u>During Month</u> | <u>To Date</u> | <u>% of Budget</u> | <u>Budget Balance</u> |
| 24 1510 | Interest on Investments | 0.00 | 2,006.37 | 6,819.06 | 0.00 | (6,819.06) |
| Subtotal: LOCAL RECIEPTS | | 0.00 | 2,006.37 | 6,819.06 | 0.00 | (6,819.06) |
| Fund Total: | | 0.00 | 2,006.37 | 6,819.06 | 0.00 | (6,819.06) |
| Fund: 25 BOND FUND | | | | | | |
| <u>Account Number</u> | <u>Description</u> | <u>Revised Budget</u> | <u>During Month</u> | <u>To Date</u> | <u>% of Budget</u> | <u>Budget Balance</u> |
| 25 1100 | Local Property Taxes | 0.00 | 23,420.74 | 740,184.26 | 0.00 | (740,184.26) |
| 25 1510 | Interest on Investments | 0.00 | 17,518.37 | 118,413.09 | 0.00 | (118,413.09) |
| Subtotal: LOCAL RECIEPTS | | 0.00 | 40,939.11 | 858,597.35 | 0.00 | (858,597.35) |
| Fund Total: | | 0.00 | 40,939.11 | 858,597.35 | 0.00 | (858,597.35) |
| Fund: 27 UNEMPLOYMENT CDARS | | | | | | |
| <u>Account Number</u> | <u>Description</u> | <u>Revised Budget</u> | <u>During Month</u> | <u>To Date</u> | <u>% of Budget</u> | <u>Budget Balance</u> |
| 27 1510 | Interest on Investments | 0.00 | 902.31 | 3,795.54 | 0.00 | (3,795.54) |
| Subtotal: LOCAL RECIEPTS | | 0.00 | 902.31 | 3,795.54 | 0.00 | (3,795.54) |
| Fund Total: | | 0.00 | 902.31 | 3,795.54 | 0.00 | (3,795.54) |
| Grand Total: | | 0.00 | 4,164,088.90 | 13,195,878.00 | 0.00 | (13,195,878.00) |

| Account Number | Account Description | Revised Budget | Expended During Month | Expenditures to Date | % of Budget | Balance at EOM | P/ O Outstanding | Unencumbered Balance |
|-----------------|------------------------------------------|----------------|-----------------------|----------------------|-------------|----------------|------------------|----------------------|
| 01 | GENERAL FUND CHECKING | | | | | | | |
| 1100 | REGULAR INSTRUCTIONAL PROGRAMS | | | | | | | |
| 01 1100 110 000 | REG INSTR - SALARIES NON-INSTR DIST | 41,947.00 | 3,109.35 | 13,511.44 | 32.21 | 28,435.56 | 0.00 | 28,435.56 |
| 01 1100 111 000 | REG INSTR - SALARIES TEACHERS DIST | 161,762.00 | 19,828.64 | 79,314.56 | 49.03 | 82,447.44 | 0.00 | 82,447.44 |
| 01 1100 111 001 | REG INSTR - SALARIES TEACHERS HS | 3,611,341.00 | 305,439.52 | 1,222,478.86 | 33.85 | 2,388,862.14 | 0.00 | 2,388,862.14 |
| 01 1100 111 002 | REG INSTR - SALARIES TEACHERS BE | 1,564,241.00 | 107,991.08 | 431,964.32 | 27.61 | 1,132,276.68 | 0.00 | 1,132,276.68 |
| 01 1100 111 003 | REG INSTR - SALARIES TEACHERS PC | 2,246,181.00 | 175,198.06 | 700,792.24 | 31.20 | 1,545,388.76 | 0.00 | 1,545,388.76 |
| 01 1100 111 004 | REG INSTR - SALARIES TEACHERS HE | 1,726,434.00 | 131,883.15 | 569,532.60 | 32.99 | 1,156,901.40 | 0.00 | 1,156,901.40 |
| 01 1100 111 005 | REG INSTR - SALARIES TEACHERS BMS | 2,015,854.00 | 170,408.90 | 670,013.88 | 33.24 | 1,345,840.12 | 0.00 | 1,345,840.12 |
| 01 1100 111 006 | REG INSTR - SALARIES TEACHERS AP | 1,646,211.00 | 125,822.73 | 511,284.96 | 31.06 | 1,134,926.04 | 0.00 | 1,134,926.04 |
| 01 1100 111 007 | REG INSTR - SALARIES TEACHERS SE | 1,437,692.00 | 122,386.93 | 531,547.72 | 36.97 | 906,144.28 | 0.00 | 906,144.28 |
| 01 1100 111 008 | REG INSTR - SALARIES TEACHERS BSMS | 2,582,636.00 | 201,031.09 | 817,206.28 | 31.64 | 1,765,429.72 | 0.00 | 1,765,429.72 |
| 01 1100 112 001 | REG INSTR - SALARIES INSTR AIDES HS | 25,506.00 | 1,950.27 | 8,632.44 | 33.84 | 16,873.56 | 0.00 | 16,873.56 |
| 01 1100 112 002 | REG INSTR - SALARIES INSTR AIDES BE | 0.00 | 0.00 | 0.00 | 0.00 | 0.00 | 0.00 | 0.00 |
| 01 1100 112 003 | REG INSTR - SALARIES INSTR AIDES PC | 0.00 | 0.00 | 0.00 | 0.00 | 0.00 | 0.00 | 0.00 |
| 01 1100 112 004 | REG INSTR - SALARIES INSTR AIDES HE | 0.00 | 0.00 | 0.00 | 0.00 | 0.00 | 0.00 | 0.00 |
| 01 1100 112 005 | REG INSTR - SALARIES INSTR AIDES BMS | 0.00 | 0.00 | 0.00 | 0.00 | 0.00 | 0.00 | 0.00 |
| 01 1100 112 006 | REG INSTR - SALARIES INSTR AIDES AP | 0.00 | 0.00 | 0.00 | 0.00 | 0.00 | 0.00 | 0.00 |
| 01 1100 112 007 | REG INSTR - SALARIES INSTR AIDES SE | 0.00 | 0.00 | 0.00 | 0.00 | 0.00 | 0.00 | 0.00 |
| 01 1100 112 008 | REG INSTR - SALARIES INSTR AIDES BSMS | 0.00 | 0.00 | 0.00 | 0.00 | 0.00 | 0.00 | 0.00 |
| 01 1100 120 001 | REG INSTR - SUBS NON-INSTR HS | 54,618.00 | 2,568.33 | 4,109.33 | 7.52 | 50,508.67 | 0.00 | 50,508.67 |
| 01 1100 120 005 | REG INSTR - SUBS NON-INSTR BMS | 1,912.00 | 0.00 | 0.00 | 0.00 | 1,912.00 | 0.00 | 1,912.00 |
| 01 1100 122 001 | REG INSTR - SUB AIDES/ASST HS | 285.00 | 0.00 | 412.74 | 144.82 | (127.74) | 0.00 | (127.74) |
| 01 1100 122 002 | REG INSTR - SUB AIDES/ASST BE | 531.00 | 0.00 | 12.95 | 2.44 | 518.05 | 0.00 | 518.05 |
| 01 1100 122 003 | REG INSTR - SUB AIDES/ASST PC | 0.00 | 0.00 | 0.00 | 0.00 | 0.00 | 0.00 | 0.00 |
| 01 1100 122 004 | REG INSTR - SUB AIDES/ASST HE | 0.00 | 0.00 | 0.00 | 0.00 | 0.00 | 0.00 | 0.00 |
| 01 1100 122 005 | REG INSTR - SUB AIDES/ASST BMS | 1,095.00 | 211.09 | 220.34 | 20.12 | 874.66 | 0.00 | 874.66 |
| 01 1100 122 006 | REG INSTR - SUB AIDES/ASST AP | 0.00 | 0.00 | 0.00 | 0.00 | 0.00 | 0.00 | 0.00 |
| 01 1100 122 007 | REG INSTR - SUB AIDES/ASST SE | 0.00 | 0.00 | 0.00 | 0.00 | 0.00 | 0.00 | 0.00 |
| 01 1100 122 008 | REG INSTR - SUB AIDES/ASST BSMS | 1,255.00 | 458.25 | 544.46 | 43.38 | 710.54 | 0.00 | 710.54 |
| 01 1100 123 001 | REG INSTR - SUB TEACHERS HS | 119,721.00 | 9,350.00 | 33,660.00 | 28.12 | 86,061.00 | 0.00 | 86,061.00 |
| 01 1100 123 002 | REG INSTR - SUB TEACHERS BE | 68,239.00 | 4,917.50 | 16,302.50 | 23.89 | 51,936.50 | 0.00 | 51,936.50 |
| 01 1100 123 003 | REG INSTR - SUB TEACHERS PC | 72,582.00 | 6,970.00 | 22,950.00 | 31.62 | 49,632.00 | 0.00 | 49,632.00 |
| 01 1100 123 004 | REG INSTR - SUB TEACHERS HE | 92,363.00 | 7,410.00 | 22,900.00 | 24.79 | 69,463.00 | 0.00 | 69,463.00 |
| 01 1100 123 005 | REG INSTR - SUB TEACHERS BMS | 65,697.00 | 5,100.00 | 20,230.00 | 30.79 | 45,467.00 | 0.00 | 45,467.00 |
| 01 1100 123 006 | REG INSTR - SUB TEACHERS AP | 40,344.00 | 6,837.50 | 34,762.50 | 86.17 | 5,581.50 | 0.00 | 5,581.50 |
| 01 1100 123 007 | REG INSTR - SUB TEACHERS SE | 47,137.00 | 7,745.00 | 16,755.00 | 35.55 | 30,382.00 | 0.00 | 30,382.00 |
| 01 1100 123 008 | REG INSTR - SUB TEACHERS BSMS | 81,496.00 | 7,225.00 | 26,435.00 | 32.44 | 55,061.00 | 0.00 | 55,061.00 |
| 01 1100 130 000 | REG INSTR - OT SALARIES NON-INSTR DIST | 7,530.00 | 707.39 | 2,865.78 | 38.06 | 4,664.22 | 0.00 | 4,664.22 |
| 01 1100 130 001 | REG INSTR - OT SALARIES NON-INSTR HS | 0.00 | 0.00 | 0.00 | 0.00 | 0.00 | 0.00 | 0.00 |
| 01 1100 132 001 | REG INSTR - OT SALARIES AIDES HS | 1,078.00 | 0.00 | 0.00 | 0.00 | 1,078.00 | 0.00 | 1,078.00 |
| 01 1100 132 002 | REG INSTR - OT SALARIES INSTR AIDES BE | 0.00 | 0.00 | 0.00 | 0.00 | 0.00 | 0.00 | 0.00 |
| 01 1100 132 003 | REG INSTR - OT SALARIES INSTR AIDES PC | 0.00 | 0.00 | 0.00 | 0.00 | 0.00 | 0.00 | 0.00 |
| 01 1100 132 004 | REG INSTR - OT SALARIES INSTR AIDES HE | 0.00 | 0.00 | 0.00 | 0.00 | 0.00 | 0.00 | 0.00 |
| 01 1100 132 006 | REG INSTR - OT SALARIES INSTR AIDES AP | 0.00 | 0.00 | 0.00 | 0.00 | 0.00 | 0.00 | 0.00 |
| 01 1100 132 007 | REG INSTR - OT SALARIES INSTR AIDES SE | 0.00 | 0.00 | 0.00 | 0.00 | 0.00 | 0.00 | 0.00 |
| 01 1100 132 008 | REG INSTR - OT SALARIES INSTR AIDES BSMS | 0.00 | 0.00 | 0.00 | 0.00 | 0.00 | 0.00 | 0.00 |
| 01 1100 150 000 | REG INSTR - ADD'L COMP NON-INSTR DIST | 748.00 | 6.98 | 27.92 | 3.73 | 720.08 | 0.00 | 720.08 |
| 01 1100 150 001 | REG INSTR - ADD'L COMP NON-INSTR HS | 3,607.00 | 618.42 | 2,718.68 | 75.37 | 888.32 | 0.00 | 888.32 |
| 01 1100 150 005 | REG INSTR - ADD'L COMP NON-INSTR BMS | 660.00 | 0.00 | 105.00 | 15.91 | 555.00 | 0.00 | 555.00 |
| 01 1100 150 008 | REG INSTR - ADD'L COMP NON-INSTR BSMS | 6,883.00 | 175.00 | 274.42 | 3.99 | 6,608.58 | 0.00 | 6,608.58 |
| 01 1100 151 000 | REG INSTR - ADD'L COMP TEACHERS DIST | 7,274.00 | 260.83 | 1,058.88 | 14.56 | 6,215.12 | 0.00 | 6,215.12 |
| 01 1100 151 001 | REG INSTR - ADD'L COMP TEACHERS HS | 464,573.00 | 41,416.85 | 181,346.29 | 39.04 | 283,226.71 | 0.00 | 283,226.71 |
| 01 1100 151 002 | REG INSTR - ADD'L COMP TEACHERS BE | 23,186.00 | 1,906.45 | 9,835.32 | 42.42 | 13,350.68 | 0.00 | 13,350.68 |
| 01 1100 151 003 | REG INSTR - ADD'L COMP TEACHERS PC | 44,038.00 | 2,469.37 | 12,488.02 | 28.36 | 31,549.98 | 0.00 | 31,549.98 |

Regular; Processing Month 12/2024

| Account Number | Account Description | Revised Budget | Expended During Month | Expenditures to Date | % of Budget | Balance at EOM | P/ O Outstanding | Unencumbered Balance |
|-----------------|------------------------------------------|----------------|-----------------------|----------------------|-------------|----------------|------------------|----------------------|
| 01 1100 151 004 | REG INSTR - ADD'L COMP TEACHERS HE | 40,131.00 | 2,118.06 | 10,591.26 | 26.39 | 29,539.74 | 0.00 | 29,539.74 |
| 01 1100 151 005 | REG INSTR - ADD'L COMP TEACHERS BMS | 114,254.00 | 8,445.64 | 35,289.38 | 30.89 | 78,964.62 | 0.00 | 78,964.62 |
| 01 1100 151 006 | REG INSTR - ADD'L COMP TEACHERS AP | 30,104.00 | 1,942.89 | 10,379.04 | 34.48 | 19,724.96 | 0.00 | 19,724.96 |
| 01 1100 151 007 | REG INSTR - ADD'L COMP TEACHERS SE | 25,057.00 | 1,936.62 | 9,777.80 | 39.02 | 15,279.20 | 0.00 | 15,279.20 |
| 01 1100 151 008 | REG INSTR - ADD'L COMP TEACHERS BSMS | 120,259.00 | 8,142.00 | 36,833.32 | 30.63 | 83,425.68 | 0.00 | 83,425.68 |
| 01 1100 152 001 | REG INSTR - ADD'L COMP AIDES HS | 0.00 | 6.16 | 34.14 | 0.00 | (34.14) | 0.00 | (34.14) |
| 01 1100 152 002 | REG INSTR - ADD'L COMP AIDES BE | 0.00 | 0.00 | 0.00 | 0.00 | 0.00 | 0.00 | 0.00 |
| 01 1100 152 003 | REG INSTR - ADD'L COMP AIDES PC | 0.00 | 0.00 | 0.00 | 0.00 | 0.00 | 0.00 | 0.00 |
| 01 1100 152 004 | REG INSTR - ADD'L COMP AIDES HE | 0.00 | 0.00 | 0.00 | 0.00 | 0.00 | 0.00 | 0.00 |
| 01 1100 152 005 | REG INSTR - ADD'L COMP AIDES BMS | 0.00 | 0.00 | 0.00 | 0.00 | 0.00 | 0.00 | 0.00 |
| 01 1100 152 006 | REG INSTR - ADD'L COMP AIDES AP | 0.00 | 2.74 | 10.96 | 0.00 | (10.96) | 0.00 | (10.96) |
| 01 1100 152 007 | REG INSTR - ADD'L COMP AIDES SE | 0.00 | 0.00 | 0.00 | 0.00 | 0.00 | 0.00 | 0.00 |
| 01 1100 152 008 | REG INSTR - ADD'L COMP AIDES BSMS | 0.00 | 0.00 | 0.00 | 0.00 | 0.00 | 0.00 | 0.00 |
| 01 1100 210 000 | REG INSTR - GROUP INS NON-INSTR DIST | 62.00 | 2.10 | 8.40 | 13.55 | 53.60 | 0.00 | 53.60 |
| 01 1100 211 000 | REG INSTR - GROUP INS TEACHERS/PROF DIST | 52,914.00 | 4,944.94 | 19,779.76 | 37.38 | 33,134.24 | 0.00 | 33,134.24 |
| 01 1100 211 001 | REG INSTR - GROUP INS TEACHERS/PROF HS | 875,592.00 | 82,014.61 | 324,303.18 | 37.04 | 551,288.82 | 0.00 | 551,288.82 |
| 01 1100 211 002 | REG INSTR - GROUP INS TEACHERS/PROF BE | 478,336.00 | 28,533.86 | 113,697.63 | 23.77 | 364,638.37 | 0.00 | 364,638.37 |
| 01 1100 211 003 | REG INSTR - GROUP INS TEACHERS/PROF PC | 578,824.00 | 48,527.24 | 194,108.96 | 33.54 | 384,715.04 | 0.00 | 384,715.04 |
| 01 1100 211 004 | REG INSTR - GROUP INS TEACHERS/PROF HE | 447,982.00 | 31,745.97 | 126,983.87 | 28.35 | 320,998.13 | 0.00 | 320,998.13 |
| 01 1100 211 005 | REG INSTR - GROUP INS TEACHERS/PROF BMS | 389,448.00 | 31,589.08 | 126,414.17 | 32.46 | 263,033.83 | 0.00 | 263,033.83 |
| 01 1100 211 006 | REG INSTR - GROUP INS TEACHERS/PROF AP | 516,449.00 | 39,199.23 | 156,796.92 | 30.36 | 359,652.08 | 0.00 | 359,652.08 |
| 01 1100 211 007 | REG INSTR - GROUP INS TEACHERS/PROF SE | 422,994.00 | 33,962.70 | 135,850.80 | 32.12 | 287,143.20 | 0.00 | 287,143.20 |
| 01 1100 211 008 | REG INSTR - GROUP INS TEACHERS/PROF BSMS | 600,297.00 | 48,539.88 | 194,162.79 | 32.34 | 406,134.21 | 0.00 | 406,134.21 |
| 01 1100 212 001 | REG INSTR - GROUP INS AIDES HS | 453.00 | 32.23 | 128.82 | 28.44 | 324.18 | 0.00 | 324.18 |
| 01 1100 212 002 | REG INSTR - GROUP INS AIDES BE | 0.00 | 0.00 | 0.00 | 0.00 | 0.00 | 0.00 | 0.00 |
| 01 1100 212 003 | REG INSTR - GROUP INS AIDES PC | 0.00 | 0.00 | 0.00 | 0.00 | 0.00 | 0.00 | 0.00 |
| 01 1100 212 004 | REG INSTR - GROUP INS AIDES HE | 0.00 | 0.00 | 0.00 | 0.00 | 0.00 | 0.00 | 0.00 |
| 01 1100 212 005 | REG INSTR - GROUP INS AIDES BMS | 0.00 | 0.00 | 0.00 | 0.00 | 0.00 | 0.00 | 0.00 |
| 01 1100 212 006 | REG INSTR - GROUP INS AIDES AP | 0.00 | 0.00 | 0.00 | 0.00 | 0.00 | 0.00 | 0.00 |
| 01 1100 212 007 | REG INSTR - GROUP INS AIDES SE | 0.00 | 0.00 | 0.00 | 0.00 | 0.00 | 0.00 | 0.00 |
| 01 1100 212 008 | REG INSTR - GROUP INS AIDES BSMS | 0.00 | 0.00 | 0.00 | 0.00 | 0.00 | 0.00 | 0.00 |
| 01 1100 220 000 | REG INSTR - SOC SEC NON-INSTR DIST | 4,379.00 | 328.85 | 1,400.34 | 31.98 | 2,978.66 | 0.00 | 2,978.66 |
| 01 1100 220 001 | REG INSTR - SOC SEC NON-INSTR HS | 4,377.00 | 243.78 | 522.35 | 11.93 | 3,854.65 | 0.00 | 3,854.65 |
| 01 1100 220 005 | REG INSTR - SOC SEC NON-INSTR BMS | 194.00 | 0.00 | 8.03 | 4.14 | 185.97 | 0.00 | 185.97 |
| 01 1100 220 008 | REG INSTR - SOC SEC NON-INSTR BSMS | 526.00 | 13.39 | 20.99 | 3.99 | 505.01 | 0.00 | 505.01 |
| 01 1100 221 000 | REG INSTR - SOC SEC TEACHERS DIST | 13,228.00 | 1,547.32 | 6,190.50 | 46.80 | 7,037.50 | 0.00 | 7,037.50 |
| 01 1100 221 001 | REG INSTR - SOC SEC TEACHERS HS | 317,035.00 | 26,437.67 | 106,996.15 | 33.75 | 210,038.85 | 0.00 | 210,038.85 |
| 01 1100 221 002 | REG INSTR - SOC SEC TEACHERS BE | 124,579.00 | 8,577.35 | 34,497.86 | 27.69 | 90,081.14 | 0.00 | 90,081.14 |
| 01 1100 221 003 | REG INSTR - SOC SEC TEACHERS PC | 178,398.00 | 13,585.98 | 54,538.30 | 30.57 | 123,859.70 | 0.00 | 123,859.70 |
| 01 1100 221 004 | REG INSTR - SOC SEC TEACHERS HE | 136,370.00 | 10,266.81 | 41,229.43 | 30.23 | 95,140.57 | 0.00 | 95,140.57 |
| 01 1100 221 005 | REG INSTR - SOC SEC TEACHERS BMS | 167,926.00 | 13,779.21 | 54,247.09 | 32.30 | 113,678.91 | 0.00 | 113,678.91 |
| 01 1100 221 006 | REG INSTR - SOC SEC TEACHERS AP | 124,261.00 | 9,529.40 | 38,928.65 | 31.33 | 85,332.35 | 0.00 | 85,332.35 |
| 01 1100 221 007 | REG INSTR - SOC SEC TEACHERS SE | 110,655.00 | 9,527.99 | 38,267.29 | 34.58 | 72,387.71 | 0.00 | 72,387.71 |
| 01 1100 221 008 | REG INSTR - SOC SEC TEACHERS BSMS | 210,541.00 | 15,917.83 | 64,993.10 | 30.87 | 145,547.90 | 0.00 | 145,547.90 |
| 01 1100 222 001 | REG INSTR - SOC SEC AIDES HS | 2,046.00 | 146.20 | 680.68 | 33.27 | 1,365.32 | 0.00 | 1,365.32 |
| 01 1100 222 002 | REG INSTR - SOC SEC AIDES BE | 39.00 | 0.00 | 0.99 | 2.54 | 38.01 | 0.00 | 38.01 |
| 01 1100 222 003 | REG INSTR - SOC SEC AIDES PC | 0.00 | 0.00 | 0.00 | 0.00 | 0.00 | 0.00 | 0.00 |
| 01 1100 222 004 | REG INSTR - SOC SEC AIDES HE | 0.00 | 0.00 | 0.00 | 0.00 | 0.00 | 0.00 | 0.00 |
| 01 1100 222 005 | REG INSTR - SOC SEC AIDES BMS | 82.00 | 16.15 | 16.85 | 20.55 | 65.15 | 0.00 | 65.15 |
| 01 1100 222 006 | REG INSTR - SOC SEC AIDES AP | 0.00 | 0.21 | 0.84 | 0.00 | (0.84) | 0.00 | (0.84) |
| 01 1100 222 007 | REG INSTR - SOC SEC AIDES SE | 0.00 | 0.00 | 0.00 | 0.00 | 0.00 | 0.00 | 0.00 |
| 01 1100 222 008 | REG INSTR - SOC SEC AIDES BSMS | 94.00 | 35.06 | 41.65 | 44.31 | 52.35 | 0.00 | 52.35 |
| 01 1100 223 001 | REG INSTR - SOC SEC SUB TEACHERS HS | 8,988.00 | 715.29 | 2,575.04 | 28.65 | 6,412.96 | 0.00 | 6,412.96 |
| 01 1100 223 002 | REG INSTR - SOC SEC SUB TEACHERS BE | 5,123.00 | 376.23 | 1,247.24 | 24.35 | 3,875.76 | 0.00 | 3,875.76 |
| 01 1100 223 003 | REG INSTR - SOC SEC SUB TEACHERS PC | 5,450.00 | 533.17 | 1,755.67 | 32.21 | 3,694.33 | 0.00 | 3,694.33 |

Regular; Processing Month 12/2024

| Account Number | Account Description | Revised Budget | Expended During Month | Expenditures to Date | % of Budget | Balance at EOM | P/ O Outstanding | Unencumbered Balance |
|-----------------|------------------------------------------|----------------|-----------------------|----------------------|-------------|----------------|------------------|----------------------|
| 01 1100 223 004 | REG INSTR - SOC SEC SUB TEACHERS HE | 6,935.00 | 566.87 | 1,751.82 | 25.26 | 5,183.18 | 0.00 | 5,183.18 |
| 01 1100 223 005 | REG INSTR - SOC SEC SUB TEACHERS BMS | 4,933.00 | 390.13 | 1,547.66 | 31.37 | 3,385.34 | 0.00 | 3,385.34 |
| 01 1100 223 006 | REG INSTR - SOC SEC SUB TEACHERS AP | 3,029.00 | 523.04 | 2,659.32 | 87.80 | 369.68 | 0.00 | 369.68 |
| 01 1100 223 007 | REG INSTR - SOC SEC SUB TEACHERS SE | 3,540.00 | 592.51 | 1,281.61 | 36.20 | 2,258.39 | 0.00 | 2,258.39 |
| 01 1100 223 008 | REG INSTR - SOC SEC SUB TEACHERS BSMS | 6,119.00 | 552.68 | 2,022.22 | 33.05 | 4,096.78 | 0.00 | 4,096.78 |
| 01 1100 230 000 | REG INSTR - RETIREMENT NON-INSTR DIST | 3,679.00 | 280.53 | 1,203.72 | 32.72 | 2,475.28 | 0.00 | 2,475.28 |
| 01 1100 230 001 | REG INSTR - RETIREMENT NON-INSTR HS | 255.00 | 45.45 | 199.83 | 78.36 | 55.17 | 0.00 | 55.17 |
| 01 1100 230 005 | REG INSTR - RETIREMENT NON-INSTR BMS | 47.00 | 0.00 | 7.72 | 16.43 | 39.28 | 0.00 | 39.28 |
| 01 1100 230 008 | REG INSTR - RETIREMENT NON-INSTR BSMS | 95.00 | 12.86 | 20.17 | 21.23 | 74.83 | 0.00 | 74.83 |
| 01 1100 231 000 | REG INSTR - RETIREMENT TEACHERS DIST | 12,425.00 | 1,471.63 | 5,886.54 | 47.38 | 6,538.46 | 0.00 | 6,538.46 |
| 01 1100 231 001 | REG INSTR - RETIREMENT TEACHERS HS | 297,484.00 | 24,621.35 | 100,849.28 | 33.90 | 196,634.72 | 0.00 | 196,634.72 |
| 01 1100 231 002 | REG INSTR - RETIREMENT TEACHERS BE | 116,709.00 | 8,050.86 | 32,366.69 | 27.73 | 84,342.31 | 0.00 | 84,342.31 |
| 01 1100 231 003 | REG INSTR - RETIREMENT TEACHERS PC | 167,588.00 | 13,005.82 | 52,215.15 | 31.16 | 115,372.85 | 0.00 | 115,372.85 |
| 01 1100 231 004 | REG INSTR - RETIREMENT TEACHERS HE | 128,920.00 | 9,817.79 | 39,426.38 | 30.58 | 89,493.62 | 0.00 | 89,493.62 |
| 01 1100 231 005 | REG INSTR - RETIREMENT TEACHERS BMS | 156,253.00 | 13,058.59 | 51,456.19 | 32.93 | 104,796.81 | 0.00 | 104,796.81 |
| 01 1100 231 006 | REG INSTR - RETIREMENT TEACHERS AP | 119,792.00 | 9,365.59 | 38,241.58 | 31.92 | 81,550.42 | 0.00 | 81,550.42 |
| 01 1100 231 007 | REG INSTR - RETIREMENT TEACHERS SE | 104,082.00 | 11,527.25 | 39,148.22 | 37.61 | 64,933.78 | 0.00 | 64,933.78 |
| 01 1100 231 008 | REG INSTR - RETIREMENT TEACHERS BSMS | 197,743.00 | 15,327.25 | 62,417.48 | 31.56 | 135,325.52 | 0.00 | 135,325.52 |
| 01 1100 232 001 | REG INSTR - RETIREMENT AIDES HS | 1,882.00 | 143.34 | 634.47 | 33.71 | 1,247.53 | 0.00 | 1,247.53 |
| 01 1100 232 002 | REG INSTR - RETIREMENT AIDES BE | 0.00 | 0.00 | 0.00 | 0.00 | 0.00 | 0.00 | 0.00 |
| 01 1100 232 003 | REG INSTR - RETIREMENT AIDES PC | 0.00 | 0.00 | 0.00 | 0.00 | 0.00 | 0.00 | 0.00 |
| 01 1100 232 004 | REG INSTR - RETIREMENT AIDES HE | 0.00 | 0.00 | 0.00 | 0.00 | 0.00 | 0.00 | 0.00 |
| 01 1100 232 005 | REG INSTR - RETIREMENT AIDES BMS | 0.00 | 0.00 | 0.00 | 0.00 | 0.00 | 0.00 | 0.00 |
| 01 1100 232 006 | REG INSTR - RETIREMENT AIDES AP | 0.00 | 0.00 | 0.00 | 0.00 | 0.00 | 0.00 | 0.00 |
| 01 1100 232 007 | REG INSTR - RETIREMENT AIDES SE | 0.00 | 0.00 | 0.00 | 0.00 | 0.00 | 0.00 | 0.00 |
| 01 1100 232 008 | REG INSTR - RETIREMENT AIDES BSMS | 0.00 | 0.00 | 0.00 | 0.00 | 0.00 | 0.00 | 0.00 |
| 01 1100 233 001 | REG INSTR - RETIREMENT SUB TEACHERS HS | 0.00 | 0.00 | 0.00 | 0.00 | 0.00 | 0.00 | 0.00 |
| 01 1100 233 002 | REG INSTR - RETIREMENT SUB TEACHERS BE | 0.00 | 0.00 | 0.00 | 0.00 | 0.00 | 0.00 | 0.00 |
| 01 1100 233 003 | REG INSTR - RETIREMENT SUB TEACHERS PC | 328.00 | 118.71 | 299.89 | 91.43 | 28.11 | 0.00 | 28.11 |
| 01 1100 233 004 | REG INSTR - RETIREMENT SUB TEACHERS HE | 2,229.00 | 18.75 | 62.50 | 2.80 | 2,166.50 | 0.00 | 2,166.50 |
| 01 1100 233 005 | REG INSTR - RETIREMENT SUB TEACHERS BMS | 26.00 | 0.00 | 0.00 | 0.00 | 26.00 | 0.00 | 26.00 |
| 01 1100 233 006 | REG INSTR - RETIREMENT SUB TEACHERS AP | 157.00 | 0.00 | 18.75 | 11.94 | 138.25 | 0.00 | 138.25 |
| 01 1100 233 007 | REG INSTR - RETIREMENT SUB TEACHERS SE | 52.00 | 37.50 | 93.74 | 180.27 | (41.74) | 0.00 | (41.74) |
| 01 1100 233 008 | REG INSTR - RETIREMENT SUB TEACHERS BSMS | 170.00 | 43.75 | 56.25 | 33.09 | 113.75 | 0.00 | 113.75 |
| 01 1100 237 000 | REG INSTR - INCR RET CONTR DIST | 5,538.00 | 602.60 | 2,438.47 | 44.03 | 3,099.53 | 0.00 | 3,099.53 |
| 01 1100 237 001 | REG INSTR - INCR RET CONTR HS | 103,038.00 | 8,532.72 | 34,970.92 | 33.94 | 68,067.08 | 0.00 | 68,067.08 |
| 01 1100 237 002 | REG INSTR - INCR RET CONTR BE | 40,138.00 | 2,768.87 | 11,131.57 | 27.73 | 29,006.43 | 0.00 | 29,006.43 |
| 01 1100 237 003 | REG INSTR - INCR RET CONTR PC | 57,749.00 | 4,513.77 | 18,060.89 | 31.27 | 39,688.11 | 0.00 | 39,688.11 |
| 01 1100 237 004 | REG INSTR - INCR RET CONTR HE | 45,104.00 | 3,382.98 | 13,580.93 | 30.11 | 31,523.07 | 0.00 | 31,523.07 |
| 01 1100 237 005 | REG INSTR - INCR RET CONTR BMS | 53,634.00 | 4,491.10 | 17,699.32 | 33.00 | 35,934.68 | 0.00 | 35,934.68 |
| 01 1100 237 006 | REG INSTR - INCR RET CONTR AP | 41,253.00 | 3,221.04 | 13,158.47 | 31.90 | 28,094.53 | 0.00 | 28,094.53 |
| 01 1100 237 007 | REG INSTR - INCR RET CONTR SE | 35,813.00 | 3,146.36 | 12,617.40 | 35.23 | 23,195.60 | 0.00 | 23,195.60 |
| 01 1100 237 008 | REG INSTR - INCR RET CONTR BSMS | 68,099.00 | 5,290.77 | 21,492.76 | 31.56 | 46,606.24 | 0.00 | 46,606.24 |
| 01 1100 260 000 | REG INSTR - UNEMPLOY COMP NON-INSTR DIST | 2,500.00 | 0.00 | 0.00 | 0.00 | 2,500.00 | 0.00 | 2,500.00 |
| 01 1100 271 001 | REG INSTR - WORK COMP TEACHERS HS | 0.00 | 0.00 | 0.00 | 0.00 | 0.00 | 0.00 | 0.00 |
| 01 1100 271 002 | REG INSTR - WORK COMP TEACHERS BE | 0.00 | 0.00 | 0.00 | 0.00 | 0.00 | 0.00 | 0.00 |
| 01 1100 271 003 | REG INSTR - WORK COMP TEACHERS PC | 0.00 | 0.00 | 0.00 | 0.00 | 0.00 | 0.00 | 0.00 |
| 01 1100 271 004 | REG INSTR - WORK COMP TEACHERS HE | 0.00 | 0.00 | 0.00 | 0.00 | 0.00 | 0.00 | 0.00 |
| 01 1100 271 005 | REG INSTR - WORK COMP TEACHERS BMS | 0.00 | 0.00 | 0.00 | 0.00 | 0.00 | 0.00 | 0.00 |
| 01 1100 271 006 | REG INSTR - WORK COMP TEACHERS AP | 0.00 | 0.00 | 0.00 | 0.00 | 0.00 | 0.00 | 0.00 |
| 01 1100 271 007 | REG INSTR - WORK COMP TEACHERS SE | 0.00 | 0.00 | 0.00 | 0.00 | 0.00 | 0.00 | 0.00 |
| 01 1100 271 008 | REG INSTR - WORK COMP TEACHERS BSMS | 0.00 | 0.00 | 0.00 | 0.00 | 0.00 | 0.00 | 0.00 |
| 01 1100 280 000 | REG INSTR - HEALTH BEN NON-INSTR DIST | 6,002.00 | 475.00 | 1,900.00 | 31.66 | 4,102.00 | 0.00 | 4,102.00 |
| 01 1100 281 000 | REG INSTR - HEALTH BEN TEACHERS DIST | 4,001.00 | 475.00 | 1,900.00 | 47.49 | 2,101.00 | 0.00 | 2,101.00 |
| 01 1100 281 001 | REG INSTR - HEALTH BEN TEACHERS HS | 105,796.00 | 8,531.94 | 33,880.74 | 32.02 | 71,915.26 | 0.00 | 71,915.26 |

| Account Number | Account Description | Revised Budget | Expended During Month | Expenditures to Date | % of Budget | Balance at EOM | P/ O Outstanding | Unencumbered Balance |
|---------------------|--------------------------------------------|----------------|-----------------------|----------------------|-------------|----------------|------------------|----------------------|
| 01 1100 580 006 | REG INSTR - TRAVEL & MILEAGE AP | 1,500.00 | 31.49 | 105.19 | 7.01 | 1,394.81 | 0.00 | 1,394.81 |
| 01 1100 580 006 001 | REG INSTR - TRAVEL & MILEAGE GRADE 1 AP | 0.00 | 0.00 | 0.00 | 0.00 | 0.00 | 0.00 | 0.00 |
| 01 1100 580 006 002 | REG INSTR - TRAVEL & MILEAGE GRADE 2 AP | 0.00 | 0.00 | 0.00 | 0.00 | 0.00 | 0.00 | 0.00 |
| 01 1100 580 006 003 | REG INSTR - TRAVEL & MILEAGE GRADE 3 AP | 0.00 | 0.00 | 0.00 | 0.00 | 0.00 | 0.00 | 0.00 |
| 01 1100 580 006 004 | REG INSTR - TRAVEL & MILEAGE GRADE 4 AP | 0.00 | 0.00 | 0.00 | 0.00 | 0.00 | 0.00 | 0.00 |
| 01 1100 580 006 005 | REG INSTR - TRAVEL & MILEAGE GRADE 5 AP | 0.00 | 0.00 | 0.00 | 0.00 | 0.00 | 0.00 | 0.00 |
| 01 1100 580 006 007 | REG INSTR - TRAVEL & MILEAGE KDG AP | 0.00 | 0.00 | 0.00 | 0.00 | 0.00 | 0.00 | 0.00 |
| 01 1100 580 006 060 | REG INSTR - TRAVEL & MILEAGE PE AP | 0.00 | 0.00 | 0.00 | 0.00 | 0.00 | 0.00 | 0.00 |
| 01 1100 580 006 080 | REG INSTR - TRAVEL & MILEAGE ART AP | 0.00 | 0.00 | 0.00 | 0.00 | 0.00 | 0.00 | 0.00 |
| 01 1100 580 006 081 | REG INSTR - TRAVEL & MILEAGE VOC MUS AP | 100.00 | 0.00 | 0.00 | 0.00 | 100.00 | 0.00 | 100.00 |
| 01 1100 580 006 082 | REG INSTR - TRAVEL & MILEAGE INST MUS AP | 0.00 | 0.00 | 0.00 | 0.00 | 0.00 | 0.00 | 0.00 |
| 01 1100 580 007 | REG INSTR - TRAVEL & MILEAGE SE | 0.00 | 19.30 | 19.30 | 0.00 | (19.30) | 0.00 | (19.30) |
| 01 1100 580 007 001 | REG INSTR - TRAVEL & MILEAGE GRADE 1 SE | 0.00 | 0.00 | 0.00 | 0.00 | 0.00 | 0.00 | 0.00 |
| 01 1100 580 007 002 | REG INSTR - TRAVEL & MILEAGE GRADE 2 SE | 0.00 | 0.00 | 0.00 | 0.00 | 0.00 | 0.00 | 0.00 |
| 01 1100 580 007 003 | REG INSTR - TRAVEL & MILEAGE GRADE 3 SE | 0.00 | 0.00 | 0.00 | 0.00 | 0.00 | 0.00 | 0.00 |
| 01 1100 580 007 004 | REG INSTR - TRAVEL & MILEAGE GRADE 4 SE | 0.00 | 0.00 | 0.00 | 0.00 | 0.00 | 0.00 | 0.00 |
| 01 1100 580 007 005 | REG INSTR - TRAVEL & MILEAGE GRADE 5 SE | 0.00 | 0.00 | 0.00 | 0.00 | 0.00 | 0.00 | 0.00 |
| 01 1100 580 007 007 | REG INSTR - TRAVEL & MILEAGE KDG SE | 0.00 | 0.00 | 0.00 | 0.00 | 0.00 | 0.00 | 0.00 |
| 01 1100 580 007 060 | REG INSTR - TRAVEL & MILEAGE PE SE | 0.00 | 0.00 | 0.00 | 0.00 | 0.00 | 0.00 | 0.00 |
| 01 1100 580 007 080 | REG INSTR - TRAVEL & MILEAGE ART SE | 100.00 | 0.00 | 0.00 | 0.00 | 100.00 | 0.00 | 100.00 |
| 01 1100 580 007 081 | REG INSTR - TRAVEL & MILEAGE VOC MUS SE | 100.00 | 0.00 | 0.00 | 0.00 | 100.00 | 0.00 | 100.00 |
| 01 1100 580 007 082 | REG INSTR - TRAVEL & MILEAGE INST MUS SE | 0.00 | 0.00 | 0.00 | 0.00 | 0.00 | 0.00 | 0.00 |
| 01 1100 580 008 | REG INSTR - TRAVEL & MILEAGE BSMS | 0.00 | 4.81 | 75.11 | 0.00 | (75.11) | 0.00 | (75.11) |
| 01 1100 580 008 015 | REG INSTR - TRAVEL & MILEAGE ENGLISH BSMS | 0.00 | 0.00 | 0.00 | 0.00 | 0.00 | 0.00 | 0.00 |
| 01 1100 580 008 018 | REG INSTR - TRAVEL & MILEAGE READING BSMS | 0.00 | 0.00 | 0.00 | 0.00 | 0.00 | 0.00 | 0.00 |
| 01 1100 580 008 019 | REG INSTR - TRAVEL & MILEAGE SPEECH BSMS | 0.00 | 0.00 | 0.00 | 0.00 | 0.00 | 0.00 | 0.00 |
| 01 1100 580 008 022 | REG INSTR - TRAVEL & MILEAGE LANGUAGE BSMS | 0.00 | 0.00 | 0.00 | 0.00 | 0.00 | 0.00 | 0.00 |
| 01 1100 580 008 030 | REG INSTR - TRAVEL & MILEAGE SOC STUD BSMS | 0.00 | 0.00 | 0.00 | 0.00 | 0.00 | 0.00 | 0.00 |
| 01 1100 580 008 040 | REG INSTR - TRAVEL & MILEAGE MATH BSMS | 0.00 | 0.00 | 0.00 | 0.00 | 0.00 | 0.00 | 0.00 |
| 01 1100 580 008 050 | REG INSTR - TRAVEL & MILEAGE T&L BSMS | 0.00 | 42.88 | 42.88 | 0.00 | (42.88) | 0.00 | (42.88) |
| 01 1100 580 008 054 | REG INSTR - TRAVEL & MILEAGE COMPUTER BSMS | 0.00 | 0.00 | 0.00 | 0.00 | 0.00 | 0.00 | 0.00 |
| 01 1100 580 008 060 | REG INSTR - TRAVEL & MILEAGE PE BSMS | 0.00 | 0.00 | 0.00 | 0.00 | 0.00 | 0.00 | 0.00 |
| 01 1100 580 008 070 | REG INSTR - TRAVEL & MILEAGE SCIENCE BSMS | 0.00 | 0.00 | 0.00 | 0.00 | 0.00 | 0.00 | 0.00 |
| 01 1100 580 008 080 | REG INSTR - TRAVEL & MILEAGE ART BSMS | 0.00 | 0.00 | 0.00 | 0.00 | 0.00 | 0.00 | 0.00 |
| 01 1100 580 008 081 | REG INSTR - TRAVEL & MILEAGE VOC MUS BSMS | 200.00 | 0.00 | 33.29 | 16.65 | 166.71 | 0.00 | 166.71 |
| 01 1100 580 008 082 | REG INSTR - TRAVEL & MILEAGE INST MUS BSMS | 300.00 | 0.00 | 39.47 | 13.16 | 260.53 | 0.00 | 260.53 |
| 01 1100 580 008 083 | REG INSTR - TRAVEL & MILEAGE GEN MUS BSMS | 0.00 | 0.00 | 0.00 | 0.00 | 0.00 | 0.00 | 0.00 |
| 01 1100 590 001 | REG INSTR - PURCHASED SERVICES HS | 40,000.00 | 2,500.00 | 7,500.00 | 18.75 | 32,500.00 | 0.00 | 32,500.00 |
| 01 1100 590 002 | REG INSTR - PURCHASED SERVICES BE | 0.00 | 0.00 | 0.00 | 0.00 | 0.00 | 0.00 | 0.00 |
| 01 1100 590 003 | REG INSTR - PURCHASED SERVICES PC | 0.00 | 0.00 | 0.00 | 0.00 | 0.00 | 0.00 | 0.00 |
| 01 1100 590 004 | REG INSTR - PURCHASED SERVICES HE | 0.00 | 0.00 | 0.00 | 0.00 | 0.00 | 0.00 | 0.00 |
| 01 1100 590 005 | REG INSTR - PURCHASED SERVICES BMS | 0.00 | 0.00 | 0.00 | 0.00 | 0.00 | 0.00 | 0.00 |
| 01 1100 590 006 | REG INSTR - PURCHASED SERVICES AP | 0.00 | 0.00 | 0.00 | 0.00 | 0.00 | 0.00 | 0.00 |
| 01 1100 590 007 | REG INSTR - PURCHASED SERVICES SE | 0.00 | 0.00 | 0.00 | 0.00 | 0.00 | 0.00 | 0.00 |
| 01 1100 590 008 | REG INSTR - PURCHASED SERVICES BSMS | 0.00 | 0.00 | 0.00 | 0.00 | 0.00 | 0.00 | 0.00 |
| 01 1100 610 000 | REG INSTR - SUPPLIES DISTRICT | 85,000.00 | 5.00 | 35.51 | 0.04 | 84,964.49 | 0.00 | 84,964.49 |
| 01 1100 610 000 611 | REG INSTR - TESTING SUPPLIES DISTRICT | 0.00 | 0.00 | 16,044.25 | 0.00 | (16,044.25) | 0.00 | (16,044.25) |
| 01 1100 610 001 | REG INSTR - SUPPLIES HS | 20,000.00 | 113.17 | 928.04 | 6.75 | 19,071.96 | 420.99 | 18,650.97 |
| 01 1100 610 001 015 | REG INSTR - SUPPLIES ENGLISH HS | 6,500.00 | 584.35 | 1,235.70 | 19.26 | 5,264.30 | 15.89 | 5,248.41 |
| 01 1100 610 001 016 | REG INSTR - SUPPLIES JOURNALISM HS | 1,000.00 | 0.00 | 0.00 | 2.15 | 1,000.00 | 21.49 | 978.51 |
| 01 1100 610 001 017 | REG INSTR - SUPPLIES ONE-ACT HS | 0.00 | 0.00 | 0.00 | 0.00 | 0.00 | 0.00 | 0.00 |
| 01 1100 610 001 020 | REG INSTR - SUPPLIES SPANISH HS | 2,000.00 | 0.00 | 316.57 | 24.63 | 1,683.43 | 175.97 | 1,507.46 |
| 01 1100 610 001 021 | REG INSTR - SUPPLIES FRENCH HS | 1,500.00 | 0.00 | 458.85 | 30.59 | 1,041.15 | 0.00 | 1,041.15 |
| 01 1100 610 001 030 | REG INSTR - SUPPLIES SOC STUD HS | 2,000.00 | 0.00 | 1,204.05 | 60.20 | 795.95 | 0.00 | 795.95 |
| 01 1100 610 001 040 | REG INSTR - SUPPLIES MATH HS | 5,000.00 | 0.00 | 371.04 | 12.56 | 4,628.96 | 256.82 | 4,372.14 |

| Account Number | Account Description | Revised Budget | Expended During Month | Expenditures to Date | % of Budget | Balance at EOM | P/ O Outstanding | Unencumbered Balance |
|---------------------|---------------------------------------|----------------|-----------------------|----------------------|-------------|----------------|------------------|----------------------|
| 01 1100 610 001 050 | REG INSTR - SUPPLIES VOCATIONAL HS | 0.00 | 0.00 | 0.00 | 0.00 | 0.00 | 0.00 | 0.00 |
| 01 1100 610 001 051 | REG INSTR - SUPPLIES BUSINESS HS | 1,000.00 | 0.00 | 535.84 | 57.23 | 464.16 | 36.50 | 427.66 |
| 01 1100 610 001 052 | REG INSTR - SUPPLIES IND TECH HS | 5,000.00 | 859.34 | 2,724.14 | 54.48 | 2,275.86 | 0.00 | 2,275.86 |
| 01 1100 610 001 053 | REG INSTR - SUPPLIES FCS HS | 6,000.00 | 1,015.58 | 2,825.77 | 48.76 | 3,174.23 | 99.72 | 3,074.51 |
| 01 1100 610 001 060 | REG INSTR - SUPPLIES PE HS | 10,000.00 | 0.00 | 0.00 | 2.58 | 10,000.00 | 257.70 | 9,742.30 |
| 01 1100 610 001 070 | REG INSTR - SUPPLIES SCIENCE HS | 17,000.00 | 27.84 | 4,293.57 | 28.02 | 12,706.43 | 470.25 | 12,236.18 |
| 01 1100 610 001 080 | REG INSTR - SUPPLIES ART HS | 20,000.00 | 0.00 | 0.00 | 1.35 | 20,000.00 | 269.89 | 19,730.11 |
| 01 1100 610 001 081 | REG INSTR - SUPPLIES VOCAL MUSIC HS | 1,000.00 | 0.00 | 128.64 | 12.86 | 871.36 | 0.00 | 871.36 |
| 01 1100 610 001 082 | REG INSTR - SUPPLIES INSTR MUSIC HS | 2,000.00 | 400.87 | 2,766.68 | 144.68 | (766.68) | 127.00 | (893.68) |
| 01 1100 610 001 611 | REG INSTR - TESTING SUPPLIES HS | 0.00 | 0.00 | 0.00 | 0.00 | 0.00 | 0.00 | 0.00 |
| 01 1100 610 002 | REG INSTR - SUPPLIES BE | 12,000.00 | 404.67 | 1,486.57 | 12.39 | 10,513.43 | 0.00 | 10,513.43 |
| 01 1100 610 002 001 | REG INSTR - SUPPLIES 1ST GRADE BE | 1,000.00 | 0.00 | 172.39 | 20.24 | 827.61 | 29.96 | 797.65 |
| 01 1100 610 002 002 | REG INSTR - SUPPLIES 2ND GRADE BE | 1,000.00 | 42.16 | 141.90 | 14.19 | 858.10 | 0.00 | 858.10 |
| 01 1100 610 002 003 | REG INSTR - SUPPLIES 3RD GRADE BE | 1,000.00 | 6.59 | 160.08 | 17.80 | 839.92 | 17.89 | 822.03 |
| 01 1100 610 002 004 | REG INSTR - SUPPLIES 4TH GRADE BE | 1,000.00 | 0.00 | 0.00 | 0.00 | 1,000.00 | 0.00 | 1,000.00 |
| 01 1100 610 002 005 | REG INSTR - SUPPLIES 5TH GRADE BE | 1,000.00 | 0.00 | 79.77 | 7.98 | 920.23 | 0.00 | 920.23 |
| 01 1100 610 002 007 | REG INSTR - SUPPLIES KDG BE | 1,000.00 | 0.00 | 25.62 | 2.56 | 974.38 | 0.00 | 974.38 |
| 01 1100 610 002 020 | REG INSTR - SUPPLIES SPANISH BE | 0.00 | 0.00 | 0.00 | 0.00 | 0.00 | 0.00 | 0.00 |
| 01 1100 610 002 060 | REG INSTR - SUPPLIES PE BE | 1,000.00 | 0.00 | 0.00 | 0.00 | 1,000.00 | 0.00 | 1,000.00 |
| 01 1100 610 002 080 | REG INSTR - SUPPLIES ART BE | 2,000.00 | 0.00 | 0.00 | 0.00 | 2,000.00 | 0.00 | 2,000.00 |
| 01 1100 610 002 081 | REG INSTR - SUPPLIES VOCAL MUSIC BE | 1,000.00 | 79.96 | 398.30 | 48.22 | 601.70 | 83.85 | 517.85 |
| 01 1100 610 002 082 | REG INSTR - SUPPLIES INSTR MUSIC BE | 0.00 | 0.00 | 0.00 | 0.00 | 0.00 | 0.00 | 0.00 |
| 01 1100 610 002 611 | REG INSTR - TESTING SUPPLIES BE | 3,000.00 | 0.00 | 0.00 | 0.00 | 3,000.00 | 0.00 | 3,000.00 |
| 01 1100 610 003 | REG INSTR - SUPPLIES PC | 12,000.00 | 222.98 | 2,886.72 | 25.44 | 9,113.28 | 166.00 | 8,947.28 |
| 01 1100 610 003 001 | REG INSTR - SUPPLIES 1ST GRADE PC | 1,000.00 | 0.00 | 0.00 | 6.78 | 1,000.00 | 67.81 | 932.19 |
| 01 1100 610 003 002 | REG INSTR - SUPPLIES 2ND GRADE PC | 1,000.00 | 0.00 | 0.00 | 0.00 | 1,000.00 | 0.00 | 1,000.00 |
| 01 1100 610 003 003 | REG INSTR - SUPPLIES 3RD GRADE PC | 1,000.00 | 72.15 | 123.21 | 12.32 | 876.79 | 0.00 | 876.79 |
| 01 1100 610 003 004 | REG INSTR - SUPPLIES 4TH GRADE PC | 1,000.00 | 0.00 | 87.90 | 8.79 | 912.10 | 0.00 | 912.10 |
| 01 1100 610 003 005 | REG INSTR - SUPPLIES 5TH GRADE PC | 1,000.00 | 0.00 | 221.53 | 25.55 | 778.47 | 33.99 | 744.48 |
| 01 1100 610 003 007 | REG INSTR - SUPPLIES KDG PC | 1,000.00 | 0.00 | 325.00 | 32.50 | 675.00 | 0.00 | 675.00 |
| 01 1100 610 003 020 | REG INSTR - SUPPLIES SPANISH PC | 0.00 | 0.00 | 0.00 | 0.00 | 0.00 | 0.00 | 0.00 |
| 01 1100 610 003 060 | REG INSTR - SUPPLIES PE PC | 1,000.00 | 0.00 | 0.00 | 0.00 | 1,000.00 | 0.00 | 1,000.00 |
| 01 1100 610 003 080 | REG INSTR - SUPPLIES ART PC | 2,000.00 | 190.92 | 190.92 | 9.55 | 1,809.08 | 0.00 | 1,809.08 |
| 01 1100 610 003 081 | REG INSTR - SUPPLIES VOCAL MUSIC PC | 1,000.00 | 0.00 | 304.87 | 30.49 | 695.13 | 0.00 | 695.13 |
| 01 1100 610 003 082 | REG INSTR - SUPPLIES INSTR MUSIC PC | 0.00 | 0.00 | 0.00 | 0.00 | 0.00 | 0.00 | 0.00 |
| 01 1100 610 003 611 | REG INSTR - TESTING SUPPLIES PC | 3,000.00 | 0.00 | 0.00 | 0.00 | 3,000.00 | 0.00 | 3,000.00 |
| 01 1100 610 004 | REG INSTR - SUPPLIES HE | 12,000.00 | 215.33 | 1,357.10 | 16.55 | 10,642.90 | 628.45 | 10,014.45 |
| 01 1100 610 004 001 | REG INSTR - SUPPLIES 1ST GRADE HE | 1,000.00 | 0.00 | 89.75 | 8.98 | 910.25 | 0.00 | 910.25 |
| 01 1100 610 004 002 | REG INSTR - SUPPLIES 2ND GRADE HE | 1,000.00 | 0.00 | 0.00 | 3.23 | 1,000.00 | 32.25 | 967.75 |
| 01 1100 610 004 003 | REG INSTR - SUPPLIES 3RD GRADE HE | 1,000.00 | 73.98 | 73.98 | 7.40 | 926.02 | 0.00 | 926.02 |
| 01 1100 610 004 004 | REG INSTR - SUPPLIES 4TH GRADE HE | 1,000.00 | 0.00 | 0.00 | 0.00 | 1,000.00 | 0.00 | 1,000.00 |
| 01 1100 610 004 005 | REG INSTR - SUPPLIES 5TH GRADE HE | 1,000.00 | 35.15 | 164.91 | 18.53 | 835.09 | 20.36 | 814.73 |
| 01 1100 610 004 007 | REG INSTR - SUPPLIES KDG HE | 1,000.00 | 0.00 | 0.00 | 0.00 | 1,000.00 | 0.00 | 1,000.00 |
| 01 1100 610 004 020 | REG INSTR - SUPPLIES SPANISH HE | 0.00 | 0.00 | 0.00 | 0.00 | 0.00 | 0.00 | 0.00 |
| 01 1100 610 004 060 | REG INSTR - SUPPLIES PE HE | 1,000.00 | 0.00 | 110.34 | 11.03 | 889.66 | 0.00 | 889.66 |
| 01 1100 610 004 080 | REG INSTR - SUPPLIES ART HE | 3,000.00 | 211.01 | 821.96 | 27.40 | 2,178.04 | 0.00 | 2,178.04 |
| 01 1100 610 004 081 | REG INSTR - SUPPLIES VOCAL MUSIC HE | 1,000.00 | 82.23 | 82.23 | 12.09 | 917.77 | 38.66 | 879.11 |
| 01 1100 610 004 082 | REG INSTR - SUPPLIES INSTR MUSIC HE | 0.00 | 0.00 | 0.00 | 0.00 | 0.00 | 0.00 | 0.00 |
| 01 1100 610 004 611 | REG INSTR - TESTING SUPPLIES HE | 3,000.00 | 0.00 | 0.00 | 0.00 | 3,000.00 | 0.00 | 3,000.00 |
| 01 1100 610 005 | REG INSTR - SUPPLIES BMS | 12,000.00 | 246.11 | 2,047.43 | 18.00 | 9,952.57 | 112.37 | 9,840.20 |
| 01 1100 610 005 015 | REG INSTR - SUPPLIES ENGLISH BMS | 2,000.00 | 99.47 | 178.99 | 9.26 | 1,821.01 | 6.24 | 1,814.77 |
| 01 1100 610 005 018 | REG INSTR - SUPPLIES READING BMS | 1,200.00 | 0.00 | 509.92 | 44.12 | 690.08 | 19.50 | 670.58 |
| 01 1100 610 005 019 | REG INSTR - SUPPLIES SPEECH/DRAMA BMS | 1,000.00 | 0.00 | 28.20 | 2.91 | 971.80 | 0.85 | 970.95 |
| 01 1100 610 005 022 | REG INSTR - SUPPLIES WORLD LANG BMS | 750.00 | 0.00 | 0.00 | 21.33 | 750.00 | 159.99 | 590.01 |
| 01 1100 610 005 030 | REG INSTR - SUPPLIES SOC STUD BMS | 2,000.00 | 345.54 | 499.68 | 26.48 | 1,500.32 | 29.88 | 1,470.44 |

Regular; Processing Month 12/2024

| Account Number | Account Description | Revised Budget | Expended During Month | Expenditures to Date | % of Budget | Balance at EOM | P/ O Outstanding | Unencumbered Balance |
|---------------------|------------------------------------------|----------------|-----------------------|----------------------|-------------|----------------|------------------|----------------------|
| 01 1100 610 005 040 | REG INSTR - SUPPLIES MATH BMS | 3,000.00 | 21.74 | 266.76 | 8.97 | 2,733.24 | 2.40 | 2,730.84 |
| 01 1100 610 005 050 | REG INSTR - SUPPLIES T&L BMS | 15,000.00 | 26.14 | 1,287.53 | 10.55 | 13,712.47 | 295.20 | 13,417.27 |
| 01 1100 610 005 054 | REG INSTR - SUPPLIES COMPUTERS BMS | 1,000.00 | 0.00 | 0.00 | 0.00 | 1,000.00 | 0.00 | 1,000.00 |
| 01 1100 610 005 060 | REG INSTR - SUPPLIES PE/HEALTH BMS | 5,000.00 | 0.00 | 132.40 | 3.02 | 4,867.60 | 18.60 | 4,849.00 |
| 01 1100 610 005 070 | REG INSTR - SUPPLIES SCIENCE BMS | 4,000.00 | 220.41 | 319.92 | 8.41 | 3,680.08 | 16.41 | 3,663.67 |
| 01 1100 610 005 080 | REG INSTR - SUPPLIES ART BMS | 5,000.00 | 0.00 | 905.39 | 18.83 | 4,094.61 | 36.18 | 4,058.43 |
| 01 1100 610 005 081 | REG INSTR - SUPPLIES VOCAL MUSIC BMS | 1,000.00 | 0.00 | 0.00 | 0.00 | 1,000.00 | 0.00 | 1,000.00 |
| 01 1100 610 005 082 | REG INSTR - SUPPLIES INSTR MUSIC BMS | 0.00 | 0.00 | 0.00 | 0.00 | 0.00 | 0.00 | 0.00 |
| 01 1100 610 005 083 | REG INSTR - SUPPLIES GENERAL MUSIC BMS | 500.00 | 0.00 | 92.24 | 52.34 | 407.76 | 169.48 | 238.28 |
| 01 1100 610 005 611 | REG INSTR - TESTING SUPPLIES BMS | 0.00 | 0.00 | 0.00 | 0.00 | 0.00 | 0.00 | 0.00 |
| 01 1100 610 006 | REG INSTR - SUPPLIES AP | 12,000.00 | 287.70 | 2,671.48 | 25.86 | 9,328.52 | 432.00 | 8,896.52 |
| 01 1100 610 006 001 | REG INSTR - SUPPLIES 1ST GRADE AP | 1,000.00 | 0.00 | 106.79 | 10.68 | 893.21 | 0.00 | 893.21 |
| 01 1100 610 006 002 | REG INSTR - SUPPLIES 2ND GRADE AP | 1,000.00 | 0.00 | 0.00 | 0.00 | 1,000.00 | 0.00 | 1,000.00 |
| 01 1100 610 006 003 | REG INSTR - SUPPLIES 3RD GRADE AP | 1,000.00 | 0.00 | 0.00 | 0.00 | 1,000.00 | 0.00 | 1,000.00 |
| 01 1100 610 006 004 | REG INSTR - SUPPLIES 4TH GRADE AP | 1,000.00 | 0.00 | 0.00 | 0.00 | 1,000.00 | 0.00 | 1,000.00 |
| 01 1100 610 006 005 | REG INSTR - SUPPLIES 5TH GRADE AP | 1,000.00 | 0.00 | 0.00 | 0.00 | 1,000.00 | 0.00 | 1,000.00 |
| 01 1100 610 006 007 | REG INSTR - SUPPLIES KDG AP | 1,000.00 | 242.38 | 242.38 | 24.24 | 757.62 | 0.00 | 757.62 |
| 01 1100 610 006 020 | REG INSTR - SUPPLIES SPANISH AP | 0.00 | 0.00 | 0.00 | 0.00 | 0.00 | 0.00 | 0.00 |
| 01 1100 610 006 060 | REG INSTR - SUPPLIES PE AP | 1,000.00 | 42.61 | 561.09 | 73.48 | 438.91 | 173.75 | 265.16 |
| 01 1100 610 006 080 | REG INSTR - SUPPLIES ART AP | 2,000.00 | 189.87 | 503.75 | 25.82 | 1,496.25 | 12.64 | 1,483.61 |
| 01 1100 610 006 081 | REG INSTR - SUPPLIES VOCAL MUSIC AP | 1,000.00 | 0.00 | 377.61 | 39.71 | 622.39 | 19.50 | 602.89 |
| 01 1100 610 006 082 | REG INSTR - SUPPLIES INSTR MUSIC AP | 0.00 | 0.00 | 0.00 | 0.00 | 0.00 | 0.00 | 0.00 |
| 01 1100 610 006 611 | REG INSTR - TESTING SUPPLIES AP | 3,000.00 | 0.00 | 0.00 | 0.00 | 3,000.00 | 0.00 | 3,000.00 |
| 01 1100 610 007 | REG INSTR - SUPPLIES SE | 12,000.00 | 42.49 | 1,910.68 | 21.97 | 10,089.32 | 726.15 | 9,363.17 |
| 01 1100 610 007 001 | REG INSTR - SUPPLIES 1ST GRADE SE | 1,000.00 | 0.00 | 0.00 | 3.17 | 1,000.00 | 31.72 | 968.28 |
| 01 1100 610 007 002 | REG INSTR - SUPPLIES 2ND GRADE SE | 1,000.00 | 51.98 | 51.98 | 5.20 | 948.02 | 0.00 | 948.02 |
| 01 1100 610 007 003 | REG INSTR - SUPPLIES 3RD GRADE SE | 1,000.00 | 0.00 | 101.96 | 18.91 | 898.04 | 87.12 | 810.92 |
| 01 1100 610 007 004 | REG INSTR - SUPPLIES 4TH GRADE SE | 1,000.00 | 25.18 | 147.29 | 14.73 | 852.71 | 0.00 | 852.71 |
| 01 1100 610 007 005 | REG INSTR - SUPPLIES 5TH GRADE SE | 1,000.00 | 0.00 | 0.00 | 7.62 | 1,000.00 | 76.16 | 923.84 |
| 01 1100 610 007 007 | REG INSTR - SUPPLIES KDG SE | 1,000.00 | 0.00 | 0.00 | 0.00 | 1,000.00 | 0.00 | 1,000.00 |
| 01 1100 610 007 020 | REG INSTR - SUPPLIES SPANISH SE | 0.00 | 0.00 | 0.00 | 0.00 | 0.00 | 0.00 | 0.00 |
| 01 1100 610 007 060 | REG INSTR - SUPPLIES PE SE | 1,000.00 | 0.00 | 0.00 | 0.00 | 1,000.00 | 0.00 | 1,000.00 |
| 01 1100 610 007 080 | REG INSTR - SUPPLIES ART SE | 2,000.00 | 293.28 | 425.69 | 24.88 | 1,574.31 | 71.94 | 1,502.37 |
| 01 1100 610 007 081 | REG INSTR - SUPPLIES VOCAL MUSIC SE | 1,000.00 | 0.00 | 187.09 | 18.71 | 812.91 | 0.00 | 812.91 |
| 01 1100 610 007 082 | REG INSTR - SUPPLIES INSTR MUSIC SE | 0.00 | 0.00 | 0.00 | 0.00 | 0.00 | 0.00 | 0.00 |
| 01 1100 610 007 611 | REG INSTR - TESTING SUPPLIES SE | 3,000.00 | 0.00 | 0.00 | 0.00 | 3,000.00 | 0.00 | 3,000.00 |
| 01 1100 610 008 | REG INSTR - SUPPLIES BSMS | 20,000.00 | 166.01 | 1,919.72 | 10.66 | 18,080.28 | 212.20 | 17,868.08 |
| 01 1100 610 008 015 | REG INSTR - SUPPLIES ENGLISH BSMS | 2,000.00 | 0.00 | 19.88 | 1.10 | 1,980.12 | 2.16 | 1,977.96 |
| 01 1100 610 008 018 | REG INSTR - SUPPLIES READING BSMS | 1,500.00 | 0.00 | 125.84 | 8.97 | 1,374.16 | 8.72 | 1,365.44 |
| 01 1100 610 008 019 | REG INSTR - SUPPLIES SPEECH/DRAMA BSMS | 1,000.00 | 0.00 | 32.99 | 3.30 | 967.01 | 0.00 | 967.01 |
| 01 1100 610 008 022 | REG INSTR - SUPPLIES WORLD LANG BSMS | 750.00 | 0.00 | 0.00 | 0.00 | 750.00 | 0.00 | 750.00 |
| 01 1100 610 008 030 | REG INSTR - SUPPLIES SOC STUD BSMS | 2,000.00 | 59.54 | 108.45 | 5.42 | 1,891.55 | 0.00 | 1,891.55 |
| 01 1100 610 008 040 | REG INSTR - SUPPLIES MATH BSMS | 3,000.00 | 27.98 | 107.50 | 3.58 | 2,892.50 | 0.00 | 2,892.50 |
| 01 1100 610 008 050 | REG INSTR - SUPPLIES T&L BSMS | 15,000.00 | 264.99 | 2,876.06 | 23.25 | 12,123.94 | 611.76 | 11,512.18 |
| 01 1100 610 008 054 | REG INSTR - SUPPLIES COMPUTERS BSMS | 1,000.00 | 240.59 | 900.07 | 92.57 | 99.93 | 25.62 | 74.31 |
| 01 1100 610 008 060 | REG INSTR - SUPPLIES PE/HEALTH BSMS | 5,000.00 | 0.00 | 19.44 | 4.91 | 4,980.56 | 225.89 | 4,754.67 |
| 01 1100 610 008 070 | REG INSTR - SUPPLIES SCIENCE BSMS | 4,000.00 | 724.02 | 1,238.02 | 31.21 | 2,761.98 | 10.55 | 2,751.43 |
| 01 1100 610 008 080 | REG INSTR - SUPPLIES ART BSMS | 5,000.00 | 179.08 | 2,031.64 | 41.02 | 2,968.36 | 19.44 | 2,948.92 |
| 01 1100 610 008 081 | REG INSTR - SUPPLIES VOCAL MUSIC BSMS | 1,000.00 | 0.00 | 0.00 | 0.00 | 1,000.00 | 0.00 | 1,000.00 |
| 01 1100 610 008 082 | REG INSTR - SUPPLIES INSTR MUSIC BSMS | 0.00 | 0.00 | 0.00 | 0.00 | 0.00 | 0.00 | 0.00 |
| 01 1100 610 008 083 | REG INSTR - SUPPLIES GENERAL MUSIC BSMS | 500.00 | 0.00 | 358.95 | 71.79 | 141.05 | 0.00 | 141.05 |
| 01 1100 610 008 611 | REG INSTR - TESTING SUPPLIES BSMS | 0.00 | 0.00 | 0.00 | 0.00 | 0.00 | 0.00 | 0.00 |
| 01 1100 640 000 | REG INSTR - BOOKS & PERIODICALS DISTRICT | 0.00 | 0.00 | 652.04 | 0.00 | (652.04) | 0.00 | (652.04) |
| 01 1100 640 001 | REG INSTR - BOOKS & PERIODICALS HS | 175,000.00 | 0.00 | 0.00 | 0.00 | 175,000.00 | 0.00 | 175,000.00 |
| 01 1100 640 001 015 | REG INSTR - BOOKS & PER ENGLISH HS | 40,000.00 | 0.00 | 0.00 | 0.00 | 40,000.00 | 0.00 | 40,000.00 |

| Account Number | Account Description | Revised Budget | Expended During Month | Expenditures to Date | % of Budget | Balance at EOM | P/ O Outstanding | Unencumbered Balance |
|---------------------|------------------------------------------|----------------|-----------------------|----------------------|-------------|----------------|------------------|----------------------|
| 01 1100 640 001 016 | REG INSTR - BOOKS & PER JOURN HS | 0.00 | 0.00 | 0.00 | 0.00 | 0.00 | 0.00 | 0.00 |
| 01 1100 640 001 017 | REG INSTR - BOOKS & PER ONE-ACT HS | 1,000.00 | 0.00 | 452.00 | 45.20 | 548.00 | 0.00 | 548.00 |
| 01 1100 640 001 020 | REG INSTR - BOOKS & PER SPANISH HS | 1,000.00 | 0.00 | 0.00 | 0.00 | 1,000.00 | 0.00 | 1,000.00 |
| 01 1100 640 001 021 | REG INSTR - BOOKS & PER FRENCH HS | 0.00 | 0.00 | 0.00 | 0.00 | 0.00 | 0.00 | 0.00 |
| 01 1100 640 001 030 | REG INSTR - BOOKS & PER SOC STUD HS | 10,000.00 | 0.00 | 1,648.35 | 16.48 | 8,351.65 | 0.00 | 8,351.65 |
| 01 1100 640 001 040 | REG INSTR - BOOKS & PER MATH HS | 20,000.00 | 0.00 | 0.00 | 0.00 | 20,000.00 | 0.00 | 20,000.00 |
| 01 1100 640 001 050 | REG INSTR - BOOKS & PER VOCATIONAL HS | 0.00 | 0.00 | 0.00 | 0.00 | 0.00 | 0.00 | 0.00 |
| 01 1100 640 001 051 | REG INSTR - BOOKS & PER BUSINESS HS | 500.00 | 0.00 | 0.00 | 0.00 | 500.00 | 0.00 | 500.00 |
| 01 1100 640 001 052 | REG INSTR - BOOKS & PER IND TECH HS | 0.00 | 0.00 | 0.00 | 0.00 | 0.00 | 0.00 | 0.00 |
| 01 1100 640 001 053 | REG INSTR - BOOKS & PER FCS HS | 15,000.00 | 0.00 | 0.00 | 8.53 | 15,000.00 | 1,279.84 | 13,720.16 |
| 01 1100 640 001 060 | REG INSTR - BOOKS & PER PE HS | 500.00 | 0.00 | 0.00 | 0.00 | 500.00 | 0.00 | 500.00 |
| 01 1100 640 001 070 | REG INSTR - BOOKS & PER SCIENCE HS | 2,000.00 | 0.00 | 0.00 | 0.00 | 2,000.00 | 0.00 | 2,000.00 |
| 01 1100 640 001 080 | REG INSTR - BOOKS & PER ART HS | 250.00 | 0.00 | 48.20 | 19.28 | 201.80 | 0.00 | 201.80 |
| 01 1100 640 001 081 | REG INSTR - BOOKS & PER VOCAL MUSIC HS | 5,000.00 | 84.60 | 1,597.85 | 32.33 | 3,402.15 | 18.75 | 3,383.40 |
| 01 1100 640 001 082 | REG INSTR - INSTR SHEET MUSIC HS | 4,000.00 | 883.90 | 1,318.90 | 32.97 | 2,681.10 | 0.00 | 2,681.10 |
| 01 1100 640 002 | REG INSTR - BOOKS & PERIODICALS BE | 50,000.00 | 0.00 | 0.00 | 0.00 | 50,000.00 | 0.00 | 50,000.00 |
| 01 1100 640 002 001 | REG INSTR - BOOKS & PER 1ST GRADE BE | 2,500.00 | 0.00 | 0.00 | 0.00 | 2,500.00 | 0.00 | 2,500.00 |
| 01 1100 640 002 002 | REG INSTR - BOOKS & PER 2ND GRADE BE | 2,500.00 | 0.00 | 0.00 | 0.00 | 2,500.00 | 0.00 | 2,500.00 |
| 01 1100 640 002 003 | REG INSTR - BOOKS & PER 3RD GRADE BE | 2,500.00 | 0.00 | 0.00 | 0.00 | 2,500.00 | 0.00 | 2,500.00 |
| 01 1100 640 002 004 | REG INSTR - BOOKS & PER 4TH GRADE BE | 2,500.00 | 0.00 | 0.00 | 0.00 | 2,500.00 | 0.00 | 2,500.00 |
| 01 1100 640 002 005 | REG INSTR - BOOKS & PER 5TH GRADE BE | 2,500.00 | 0.00 | 0.00 | 0.00 | 2,500.00 | 0.00 | 2,500.00 |
| 01 1100 640 002 007 | REG INSTR - BOOKS & PER KDG BE | 2,500.00 | 0.00 | 0.00 | 0.00 | 2,500.00 | 0.00 | 2,500.00 |
| 01 1100 640 002 020 | REG INSTR - BOOKS & PER SPANISH BE | 0.00 | 0.00 | 0.00 | 0.00 | 0.00 | 0.00 | 0.00 |
| 01 1100 640 002 080 | REG INSTR - BOOKS & PER ART BE | 250.00 | 0.00 | 0.00 | 0.00 | 250.00 | 0.00 | 250.00 |
| 01 1100 640 002 081 | REG INSTR - BOOKS & PER VOCAL MUSIC BE | 0.00 | 0.00 | 0.00 | 0.00 | 0.00 | 0.00 | 0.00 |
| 01 1100 640 002 082 | REG INSTR - INSTR SHEET MUSIC BE | 500.00 | 0.00 | 0.00 | 0.00 | 500.00 | 0.00 | 500.00 |
| 01 1100 640 003 | REG INSTR - BOOKS & PERIODICALS PC | 50,000.00 | 0.00 | 0.00 | 0.00 | 50,000.00 | 0.00 | 50,000.00 |
| 01 1100 640 003 001 | REG INSTR - BOOKS & PER 1ST GRADE PC | 2,500.00 | 0.00 | 0.00 | 0.00 | 2,500.00 | 0.00 | 2,500.00 |
| 01 1100 640 003 002 | REG INSTR - BOOKS & PER 2ND GRADE PC | 2,500.00 | 0.00 | 0.00 | 0.00 | 2,500.00 | 0.00 | 2,500.00 |
| 01 1100 640 003 003 | REG INSTR - BOOKS & PER 3RD GRADE PC | 2,500.00 | 0.00 | 0.00 | 0.00 | 2,500.00 | 0.00 | 2,500.00 |
| 01 1100 640 003 004 | REG INSTR - BOOKS & PER 4TH GRADE PC | 2,500.00 | 0.00 | 0.00 | 0.00 | 2,500.00 | 0.00 | 2,500.00 |
| 01 1100 640 003 005 | REG INSTR - BOOKS & PER 5TH GRADE PC | 2,500.00 | 0.00 | 545.00 | 21.80 | 1,955.00 | 0.00 | 1,955.00 |
| 01 1100 640 003 007 | REG INSTR - BOOKS & PER KDG PC | 2,500.00 | 0.00 | 0.00 | 0.00 | 2,500.00 | 0.00 | 2,500.00 |
| 01 1100 640 003 020 | REG INSTR - BOOKS & PER SPANISH PC | 0.00 | 0.00 | 0.00 | 0.00 | 0.00 | 0.00 | 0.00 |
| 01 1100 640 003 080 | REG INSTR - BOOKS & PER ART PC | 250.00 | 0.00 | 0.00 | 0.00 | 250.00 | 0.00 | 250.00 |
| 01 1100 640 003 081 | REG INSTR - BOOKS & PER VOCAL MUSIC PC | 0.00 | 0.00 | 0.00 | 0.00 | 0.00 | 0.00 | 0.00 |
| 01 1100 640 003 082 | REG INSTR - INSTR SHEET MUSIC PC | 500.00 | 0.00 | 0.00 | 0.00 | 500.00 | 0.00 | 500.00 |
| 01 1100 640 004 | REG INSTR - BOOKS & PERIODICALS HE | 50,000.00 | 0.00 | 342.00 | 2.41 | 49,658.00 | 863.00 | 48,795.00 |
| 01 1100 640 004 001 | REG INSTR - BOOKS & PER 1ST GRADE HE | 2,500.00 | 0.00 | 0.00 | 0.00 | 2,500.00 | 0.00 | 2,500.00 |
| 01 1100 640 004 002 | REG INSTR - BOOKS & PER 2ND GRADE HE | 2,500.00 | 0.00 | 0.00 | 0.00 | 2,500.00 | 0.00 | 2,500.00 |
| 01 1100 640 004 003 | REG INSTR - BOOKS & PER 3RD GRADE HE | 2,500.00 | 0.00 | 0.00 | 0.00 | 2,500.00 | 0.00 | 2,500.00 |
| 01 1100 640 004 004 | REG INSTR - BOOKS & PER 4TH GRADE HE | 2,500.00 | 0.00 | 0.00 | 0.00 | 2,500.00 | 0.00 | 2,500.00 |
| 01 1100 640 004 005 | REG INSTR - BOOKS & PER 5TH GRADE HE | 2,500.00 | 0.00 | 0.00 | 0.00 | 2,500.00 | 0.00 | 2,500.00 |
| 01 1100 640 004 007 | REG INSTR - BOOKS & PER KDG HE | 2,500.00 | 0.00 | 0.00 | 0.00 | 2,500.00 | 0.00 | 2,500.00 |
| 01 1100 640 004 020 | REG INSTR - BOOKS & PER SPANISH HE | 0.00 | 0.00 | 0.00 | 0.00 | 0.00 | 0.00 | 0.00 |
| 01 1100 640 004 080 | REG INSTR - BOOKS & PER ART HE | 250.00 | 0.00 | 0.00 | 0.00 | 250.00 | 0.00 | 250.00 |
| 01 1100 640 004 081 | REG INSTR - BOOKS & PER VOCAL MUSIC HE | 0.00 | 0.00 | 0.00 | 0.00 | 0.00 | 0.00 | 0.00 |
| 01 1100 640 004 082 | REG INSTR - INSTR SHEET MUSIC HE | 500.00 | 0.00 | 0.00 | 0.00 | 500.00 | 0.00 | 500.00 |
| 01 1100 640 005 | REG INSTR - BOOKS & PERIODICALS BMS | 100,000.00 | 0.00 | 0.00 | 0.00 | 100,000.00 | 0.00 | 100,000.00 |
| 01 1100 640 005 015 | REG INSTR - BOOKS & PER ENGLISH BMS | 500.00 | 0.00 | 0.00 | 0.00 | 500.00 | 0.00 | 500.00 |
| 01 1100 640 005 018 | REG INSTR - BOOKS & PER READING BMS | 1,000.00 | 0.00 | 0.00 | 0.00 | 1,000.00 | 0.00 | 1,000.00 |
| 01 1100 640 005 019 | REG INSTR - BOOKS & PER SPEECH/DRAMA BMS | 1,000.00 | 0.00 | 0.00 | 0.00 | 1,000.00 | 0.00 | 1,000.00 |
| 01 1100 640 005 022 | REG INSTR - BOOKS & PER WORLD LANG BMS | 0.00 | 0.00 | 0.00 | 0.00 | 0.00 | 0.00 | 0.00 |
| 01 1100 640 005 030 | REG INSTR - BOOKS & PER SOC STUD BMS | 1,000.00 | 0.00 | 0.00 | 0.00 | 1,000.00 | 0.00 | 1,000.00 |
| 01 1100 640 005 040 | REG INSTR - BOOKS & PER MATH BMS | 1,000.00 | 0.00 | 34.95 | 3.50 | 965.05 | 0.00 | 965.05 |

| Account Number | Account Description | Revised Budget | Expended During Month | Expenditures to Date | % of Budget | Balance at EOM | P/ O Outstanding | Unencumbered Balance |
|---------------------|-------------------------------------------|----------------|-----------------------|----------------------|-------------|----------------|------------------|----------------------|
| 01 1100 640 005 050 | REG INSTR - BOOKS & PER T&L BMS | 0.00 | 0.00 | 0.00 | 0.00 | 0.00 | 0.00 | 0.00 |
| 01 1100 640 005 054 | REG INSTR - BOOKS & PER COMPUTERS BMS | 0.00 | 0.00 | 0.00 | 0.00 | 0.00 | 0.00 | 0.00 |
| 01 1100 640 005 060 | REG INSTR - BOOKS & PER PE/HEALTH BMS | 0.00 | 0.00 | 0.00 | 0.00 | 0.00 | 0.00 | 0.00 |
| 01 1100 640 005 070 | REG INSTR - BOOKS & PER SCIENCE BMS | 500.00 | 0.00 | 0.00 | 0.00 | 500.00 | 0.00 | 500.00 |
| 01 1100 640 005 080 | REG INSTR - BOOKS & PER ART BMS | 250.00 | 0.00 | 0.00 | 0.00 | 250.00 | 0.00 | 250.00 |
| 01 1100 640 005 081 | REG INSTR - BOOKS & PER VOCAL MUSIC BMS | 1,000.00 | 374.55 | 594.55 | 59.46 | 405.45 | 0.00 | 405.45 |
| 01 1100 640 005 082 | REG INSTR - INSTR SHEET MUSIC BMS | 500.00 | 0.00 | 0.00 | 0.00 | 500.00 | 0.00 | 500.00 |
| 01 1100 640 005 083 | REG INSTR - BOOKS & PER GEN MUSIC BMS | 500.00 | 0.00 | 0.00 | 55.50 | 500.00 | 277.50 | 222.50 |
| 01 1100 640 006 | REG INSTR - BOOKS & PERIODICALS AP | 50,000.00 | 0.00 | 0.00 | 0.00 | 50,000.00 | 0.00 | 50,000.00 |
| 01 1100 640 006 001 | REG INSTR - BOOKS & PER 1ST GRADE AP | 2,500.00 | 0.00 | 0.00 | 0.00 | 2,500.00 | 0.00 | 2,500.00 |
| 01 1100 640 006 002 | REG INSTR - BOOKS & PER 2ND GRADE AP | 2,500.00 | 0.00 | 0.00 | 0.00 | 2,500.00 | 0.00 | 2,500.00 |
| 01 1100 640 006 003 | REG INSTR - BOOKS & PER 3RD GRADE AP | 2,500.00 | 0.00 | 33.96 | 1.36 | 2,466.04 | 0.00 | 2,466.04 |
| 01 1100 640 006 004 | REG INSTR - BOOKS & PER 4TH GRADE AP | 2,500.00 | 0.00 | 0.00 | 0.00 | 2,500.00 | 0.00 | 2,500.00 |
| 01 1100 640 006 005 | REG INSTR - BOOKS & PER 5TH GRADE AP | 2,500.00 | 0.00 | 0.00 | 0.00 | 2,500.00 | 0.00 | 2,500.00 |
| 01 1100 640 006 007 | REG INSTR - BOOKS & PER KDG AP | 2,500.00 | 0.00 | 0.00 | 0.00 | 2,500.00 | 0.00 | 2,500.00 |
| 01 1100 640 006 020 | REG INSTR - BOOKS & PER SPANISH AP | 0.00 | 0.00 | 0.00 | 0.00 | 0.00 | 0.00 | 0.00 |
| 01 1100 640 006 080 | REG INSTR - BOOKS & PER ART AP | 250.00 | 0.00 | 0.00 | 0.00 | 250.00 | 0.00 | 250.00 |
| 01 1100 640 006 081 | REG INSTR - BOOKS & PER VOCAL MUSIC AP | 0.00 | 0.00 | 0.00 | 0.00 | 0.00 | 0.00 | 0.00 |
| 01 1100 640 006 082 | REG INSTR - INSTR SHEET MUSIC AP | 500.00 | 0.00 | 0.00 | 0.00 | 500.00 | 0.00 | 500.00 |
| 01 1100 640 007 | REG INSTR - BOOKS & PERIODICALS SE | 50,000.00 | 0.00 | 0.00 | 0.00 | 50,000.00 | 0.00 | 50,000.00 |
| 01 1100 640 007 001 | REG INSTR - BOOKS & PER 1ST GRADE SE | 2,500.00 | 0.00 | 0.00 | 0.00 | 2,500.00 | 0.00 | 2,500.00 |
| 01 1100 640 007 002 | REG INSTR - BOOKS & PER 2ND GRADE SE | 2,500.00 | 0.00 | 0.00 | 0.00 | 2,500.00 | 0.00 | 2,500.00 |
| 01 1100 640 007 003 | REG INSTR - BOOKS & PER 3RD GRADE SE | 2,500.00 | 0.00 | 0.00 | 0.00 | 2,500.00 | 0.00 | 2,500.00 |
| 01 1100 640 007 004 | REG INSTR - BOOKS & PER 4TH GRADE SE | 2,500.00 | 0.00 | 0.00 | 0.00 | 2,500.00 | 0.00 | 2,500.00 |
| 01 1100 640 007 005 | REG INSTR - BOOKS & PER 5TH GRADE SE | 2,500.00 | 0.00 | 109.00 | 4.36 | 2,391.00 | 0.00 | 2,391.00 |
| 01 1100 640 007 007 | REG INSTR - BOOKS & PER KDG SE | 2,500.00 | 0.00 | 0.00 | 0.00 | 2,500.00 | 0.00 | 2,500.00 |
| 01 1100 640 007 020 | REG INSTR - BOOKS & PER SPANISH SE | 0.00 | 0.00 | 0.00 | 0.00 | 0.00 | 0.00 | 0.00 |
| 01 1100 640 007 080 | REG INSTR - BOOKS & PER ART SE | 250.00 | 0.00 | 0.00 | 0.00 | 250.00 | 0.00 | 250.00 |
| 01 1100 640 007 081 | REG INSTR - BOOKS & PER VOCAL MUSIC SE | 0.00 | 0.00 | 0.00 | 0.00 | 0.00 | 0.00 | 0.00 |
| 01 1100 640 007 082 | REG INSTR - INSTR SHEET MUSIC SE | 500.00 | 0.00 | 0.00 | 0.00 | 500.00 | 0.00 | 500.00 |
| 01 1100 640 008 | REG INSTR - BOOKS & PERIODICALS BSMS | 100,000.00 | 0.00 | 0.00 | 0.00 | 100,000.00 | 0.00 | 100,000.00 |
| 01 1100 640 008 015 | REG INSTR - BOOKS & PER ENGLISH BSMS | 500.00 | 0.00 | 0.00 | 0.00 | 500.00 | 0.00 | 500.00 |
| 01 1100 640 008 018 | REG INSTR - BOOKS & PER READING BSMS | 1,000.00 | 0.00 | 37.60 | 3.76 | 962.40 | 0.00 | 962.40 |
| 01 1100 640 008 019 | REG INSTR - BOOKS & PER SPEECH/DRAMA BSMS | 1,000.00 | 0.00 | 0.00 | 0.00 | 1,000.00 | 0.00 | 1,000.00 |
| 01 1100 640 008 022 | REG INSTR - BOOKS & PER WORLD LANG BSMS | 0.00 | 0.00 | 0.00 | 0.00 | 0.00 | 0.00 | 0.00 |
| 01 1100 640 008 030 | REG INSTR - BOOKS & PER SOC STUD BSMS | 1,000.00 | 0.00 | 0.00 | 0.00 | 1,000.00 | 0.00 | 1,000.00 |
| 01 1100 640 008 040 | REG INSTR - BOOKS & PER MATH BSMS | 1,000.00 | 0.00 | 0.00 | 0.00 | 1,000.00 | 0.00 | 1,000.00 |
| 01 1100 640 008 050 | REG INSTR - BOOKS & PER T&L BSMS | 0.00 | 0.00 | 0.00 | 0.00 | 0.00 | 0.00 | 0.00 |
| 01 1100 640 008 054 | REG INSTR - BOOKS & PER COMPUTERS BSMS | 0.00 | 0.00 | 0.00 | 0.00 | 0.00 | 0.00 | 0.00 |
| 01 1100 640 008 060 | REG INSTR - BOOKS & PER PE/HEALTH BSMS | 0.00 | 0.00 | 0.00 | 0.00 | 0.00 | 0.00 | 0.00 |
| 01 1100 640 008 070 | REG INSTR - BOOKS & PER SCIENCE BSMS | 500.00 | 0.00 | 0.00 | 0.00 | 500.00 | 0.00 | 500.00 |
| 01 1100 640 008 080 | REG INSTR - BOOKS & PER ART BSMS | 250.00 | 0.00 | 0.00 | 0.00 | 250.00 | 0.00 | 250.00 |
| 01 1100 640 008 081 | REG INSTR - BOOKS & PER VOCAL MUSIC BSMS | 1,000.00 | 50.15 | 612.95 | 61.30 | 387.05 | 0.00 | 387.05 |
| 01 1100 640 008 082 | REG INSTR - INSTR SHEET MUSIC BSMS | 500.00 | 405.00 | 405.00 | 81.00 | 95.00 | 0.00 | 95.00 |
| 01 1100 640 008 083 | REG INSTR - BOOKS & PER GEN MUSIC BSMS | 500.00 | 0.00 | 0.00 | 0.00 | 500.00 | 0.00 | 500.00 |
| 01 1100 650 000 | REG INSTR - SUPPLIES TECH-REL DIST | 1,000.00 | 83.83 | 489.10 | 48.91 | 510.90 | 0.00 | 510.90 |
| 01 1100 650 001 | REG INSTR - SUPPLIES TECH-REL HS | 500.00 | 0.00 | 0.00 | 0.00 | 500.00 | 0.00 | 500.00 |
| 01 1100 650 001 016 | REG INSTR - SUPPLIES TECH-REL JOURN HS | 500.00 | 0.00 | 0.00 | 0.00 | 500.00 | 0.00 | 500.00 |
| 01 1100 650 001 017 | REG INSTR - SUPPLIES TECH-REL ONE-ACT HS | 0.00 | 0.00 | 0.00 | 0.00 | 0.00 | 0.00 | 0.00 |
| 01 1100 650 001 020 | REG INSTR - SUPPLIES TECH-REL SPANISH HS | 0.00 | 0.00 | 0.00 | 0.00 | 0.00 | 0.00 | 0.00 |
| 01 1100 650 001 021 | REG INSTR - SUPPLIES TECH-REL FRENCH HS | 0.00 | 0.00 | 0.00 | 0.00 | 0.00 | 0.00 | 0.00 |
| 01 1100 650 001 030 | REG INSTR - SUPPLIES TECH-RELSOC STUD HS | 200.00 | 0.00 | 0.00 | 0.00 | 200.00 | 0.00 | 200.00 |
| 01 1100 650 001 040 | REG INSTR - SUPPLIES TECH-REL MATH HS | 500.00 | 0.00 | 0.00 | 0.00 | 500.00 | 0.00 | 500.00 |
| 01 1100 650 001 050 | REG INSTR - SUPPLIES TECH-REL VOCAT HS | 0.00 | 0.00 | 0.00 | 0.00 | 0.00 | 0.00 | 0.00 |
| 01 1100 650 001 052 | REG INSTR - SUPPLIES TECH-REL IND TCH HS | 500.00 | 0.00 | 0.00 | 0.00 | 500.00 | 0.00 | 500.00 |

| Account Number | Account Description | Revised Budget | Expended During Month | Expenditures to Date | % of Budget | Balance at EOM | P/ O Outstanding | Unencumbered Balance |
|---------------------|------------------------------------------|----------------|-----------------------|----------------------|-------------|----------------|------------------|----------------------|
| 01 1100 650 001 053 | REG INSTR - SUPPLIES TECH-REL FCS HS | 0.00 | 0.00 | 0.00 | 0.00 | 0.00 | 0.00 | 0.00 |
| 01 1100 650 001 070 | REG INSTR - SUPPLIES TECH-REL SCIENCE HS | 100.00 | 0.00 | 0.00 | 0.00 | 100.00 | 0.00 | 100.00 |
| 01 1100 650 001 080 | REG INSTR - SUPPLIES TECH-REL ART HS | 700.00 | 0.00 | 0.00 | 0.00 | 700.00 | 0.00 | 700.00 |
| 01 1100 650 001 081 | REG INSTR - SUPPLIES TECH-REL VOC MUS HS | 0.00 | 0.00 | 315.82 | 0.00 | (315.82) | 0.00 | (315.82) |
| 01 1100 650 001 082 | REG INSTR - SUPPLIES TECH-REL INS MUS HS | 0.00 | 0.00 | 73.63 | 0.00 | (73.63) | 0.00 | (73.63) |
| 01 1100 650 002 | REG INSTR - SUPPLIES TECH-REL BE | 500.00 | 0.00 | 0.00 | 0.00 | 500.00 | 0.00 | 500.00 |
| 01 1100 650 002 001 | REG INSTR - SUPPLIES TECH-REL 1 GRADE BE | 200.00 | 0.00 | 0.00 | 0.00 | 200.00 | 0.00 | 200.00 |
| 01 1100 650 002 002 | REG INSTR - SUPPLIES TECH-REL 2 GRADE BE | 200.00 | 0.00 | 0.00 | 0.00 | 200.00 | 0.00 | 200.00 |
| 01 1100 650 002 003 | REG INSTR - SUPPLIES TECH-REL 3 GRADE BE | 200.00 | 0.00 | 0.00 | 0.00 | 200.00 | 0.00 | 200.00 |
| 01 1100 650 002 004 | REG INSTR - SUPPLIES TECH-REL 4 GRADE BE | 200.00 | 0.00 | 0.00 | 0.00 | 200.00 | 0.00 | 200.00 |
| 01 1100 650 002 005 | REG INSTR - SUPPLIES TECH-REL 5 GRADE BE | 200.00 | 0.00 | 59.98 | 29.99 | 140.02 | 0.00 | 140.02 |
| 01 1100 650 002 080 | REG INSTR - SUPPLIES TECH-REL ART BE | 100.00 | 0.00 | 0.00 | 0.00 | 100.00 | 0.00 | 100.00 |
| 01 1100 650 002 081 | REG INSTR - SUPPLIES TECH-REL VOC MUS BE | 0.00 | 0.00 | 0.00 | 0.00 | 0.00 | 0.00 | 0.00 |
| 01 1100 650 002 082 | REG INSTR - SUPPLIES TECH-REL INS MUS BE | 0.00 | 0.00 | 0.00 | 0.00 | 0.00 | 0.00 | 0.00 |
| 01 1100 650 003 | REG INSTR - SUPPLIES TECH-REL PC | 500.00 | 0.00 | 0.00 | 0.00 | 500.00 | 0.00 | 500.00 |
| 01 1100 650 003 001 | REG INSTR - SUPPLIES TECH-REL 1 GRADE PC | 200.00 | 0.00 | 0.00 | 0.00 | 200.00 | 0.00 | 200.00 |
| 01 1100 650 003 002 | REG INSTR - SUPPLIES TECH-REL 2 GRADE PC | 200.00 | 0.00 | 0.00 | 0.00 | 200.00 | 0.00 | 200.00 |
| 01 1100 650 003 003 | REG INSTR - SUPPLIES TECH-REL 3 GRADE PC | 200.00 | 0.00 | 0.00 | 0.00 | 200.00 | 0.00 | 200.00 |
| 01 1100 650 003 004 | REG INSTR - SUPPLIES TECH-REL 4 GRADE PC | 200.00 | 0.00 | 0.00 | 0.00 | 200.00 | 0.00 | 200.00 |
| 01 1100 650 003 005 | REG INSTR - SUPPLIES TECH-REL 5 GRADE PC | 200.00 | 0.00 | 0.00 | 0.00 | 200.00 | 0.00 | 200.00 |
| 01 1100 650 003 007 | REG INSTR - SUPPLIES TECH-REL KDG PC | 200.00 | 0.00 | 0.00 | 0.00 | 200.00 | 0.00 | 200.00 |
| 01 1100 650 003 080 | REG INSTR - SUPPLIES TECH-REL ART PC | 100.00 | 0.00 | 0.00 | 0.00 | 100.00 | 0.00 | 100.00 |
| 01 1100 650 003 081 | REG INSTR - SUPPLIES TECH-REL VOC MUS PC | 0.00 | 0.00 | 0.00 | 0.00 | 0.00 | 0.00 | 0.00 |
| 01 1100 650 003 082 | REG INSTR - SUPPLIES TECH-REL INS MUS PC | 0.00 | 0.00 | 0.00 | 0.00 | 0.00 | 0.00 | 0.00 |
| 01 1100 650 004 | REG INSTR - SUPPLIES TECH-REL HE | 500.00 | 0.00 | 0.00 | 0.00 | 500.00 | 0.00 | 500.00 |
| 01 1100 650 004 001 | REG INSTR - SUPPLIES TECH-REL 1 GRADE HE | 200.00 | 0.00 | 0.00 | 0.00 | 200.00 | 0.00 | 200.00 |
| 01 1100 650 004 002 | REG INSTR - SUPPLIES TECH-REL 2 GRADE HE | 200.00 | 0.00 | 0.00 | 0.00 | 200.00 | 0.00 | 200.00 |
| 01 1100 650 004 003 | REG INSTR - SUPPLIES TECH-REL 3 GRADE HE | 200.00 | 0.00 | 0.00 | 0.00 | 200.00 | 0.00 | 200.00 |
| 01 1100 650 004 004 | REG INSTR - SUPPLIES TECH-REL 4 GRADE HE | 200.00 | 0.00 | 0.00 | 0.00 | 200.00 | 0.00 | 200.00 |
| 01 1100 650 004 005 | REG INSTR - SUPPLIES TECH-REL 5 GRADE HE | 200.00 | 0.00 | 0.00 | 0.00 | 200.00 | 0.00 | 200.00 |
| 01 1100 650 004 007 | REG INSTR - SUPPLIES TECH-REL KDG HE | 200.00 | 0.00 | 0.00 | 0.00 | 200.00 | 0.00 | 200.00 |
| 01 1100 650 004 080 | REG INSTR - SUPPLIES TECH-REL ART HE | 100.00 | 0.00 | 0.00 | 0.00 | 100.00 | 0.00 | 100.00 |
| 01 1100 650 004 081 | REG INSTR - SUPPLIES TECH-REL VOC MUS HE | 0.00 | 0.00 | 0.00 | 0.00 | 0.00 | 0.00 | 0.00 |
| 01 1100 650 004 082 | REG INSTR - SUPPLIES TECH-REL INS MUS HE | 0.00 | 0.00 | 0.00 | 0.00 | 0.00 | 0.00 | 0.00 |
| 01 1100 650 005 | REG INSTR - SUPPLIES TECH-REL BMS | 500.00 | 0.00 | 0.00 | 0.00 | 500.00 | 0.00 | 500.00 |
| 01 1100 650 005 015 | REG INSTR - SUPPLIES TECH-REL ENG BMS | 0.00 | 0.00 | 0.00 | 0.00 | 0.00 | 0.00 | 0.00 |
| 01 1100 650 005 018 | REG INSTR - SUPPLIES TECH-REL READ BMS | 0.00 | 0.00 | 0.00 | 0.00 | 0.00 | 0.00 | 0.00 |
| 01 1100 650 005 019 | REG INSTR - SUPPLIES TECH-REL SP/DR BMS | 0.00 | 0.00 | 0.00 | 0.00 | 0.00 | 0.00 | 0.00 |
| 01 1100 650 005 022 | REG INSTR - SUPPLIES TECH-REL WOR LG BMS | 0.00 | 0.00 | 0.00 | 0.00 | 0.00 | 0.00 | 0.00 |
| 01 1100 650 005 030 | REG INSTR - SUPPLIES TECH-REL SOC ST BMS | 200.00 | 0.00 | 0.00 | 0.00 | 200.00 | 0.00 | 200.00 |
| 01 1100 650 005 040 | REG INSTR - SUPPLIES TECH-REL MATH BMS | 500.00 | 0.00 | 59.88 | 26.98 | 440.12 | 75.00 | 365.12 |
| 01 1100 650 005 050 | REG INSTR - SUPPLIES TECH-REL T&L BMS | 0.00 | 0.00 | 0.00 | 0.00 | 0.00 | 0.00 | 0.00 |
| 01 1100 650 005 054 | REG INSTR - SUPPLIES TECH-REL COMP BMS | 0.00 | 0.00 | 0.00 | 0.00 | 0.00 | 0.00 | 0.00 |
| 01 1100 650 005 060 | REG INSTR - SUPPLIES TECH-REL PE/HLT BMS | 0.00 | 0.00 | 0.00 | 0.00 | 0.00 | 0.00 | 0.00 |
| 01 1100 650 005 070 | REG INSTR - SUPPLIES TECH-REL SCI BMS | 0.00 | 0.00 | 0.00 | 0.00 | 0.00 | 0.00 | 0.00 |
| 01 1100 650 005 080 | REG INSTR - SUPPLIES TECH-REL ART BMS | 700.00 | 0.00 | 0.00 | 3.00 | 700.00 | 20.99 | 679.01 |
| 01 1100 650 005 081 | REG INSTR - SUPPLIES TECH-REL VOCAL BMS | 0.00 | 0.00 | 0.00 | 0.00 | 0.00 | 0.00 | 0.00 |
| 01 1100 650 005 082 | REG INSTR - SUPPLIES TECH-REL INST BMS | 0.00 | 0.00 | 0.00 | 0.00 | 0.00 | 0.00 | 0.00 |
| 01 1100 650 005 083 | REG INSTR - SUPPLIES TECH-REL MUSIC BMS | 0.00 | 0.00 | 0.00 | 0.00 | 0.00 | 0.00 | 0.00 |
| 01 1100 650 006 | REG INSTR - SUPPLIES TECH-REL AP | 500.00 | 0.00 | 0.00 | 0.00 | 500.00 | 0.00 | 500.00 |
| 01 1100 650 006 001 | REG INSTR - SUPPLIES TECH-REL 1 GRADE AP | 200.00 | 0.00 | 0.00 | 0.00 | 200.00 | 0.00 | 200.00 |
| 01 1100 650 006 002 | REG INSTR - SUPPLIES TECH-REL 2 GRADE AP | 200.00 | 0.00 | 0.00 | 0.00 | 200.00 | 0.00 | 200.00 |
| 01 1100 650 006 003 | REG INSTR - SUPPLIES TECH-REL 3 GRADE AP | 200.00 | 0.00 | 0.00 | 0.00 | 200.00 | 0.00 | 200.00 |
| 01 1100 650 006 004 | REG INSTR - SUPPLIES TECH-REL 4 GRADE AP | 200.00 | 0.00 | 0.00 | 0.00 | 200.00 | 0.00 | 200.00 |
| 01 1100 650 006 005 | REG INSTR - SUPPLIES TECH-REL 5 GRADE AP | 200.00 | 0.00 | 0.00 | 0.00 | 200.00 | 0.00 | 200.00 |

| Account Number | Account Description | Revised Budget | Expended During Month | Expenditures to Date | % of Budget | Balance at EOM | P/ O Outstanding | Unencumbered Balance |
|---------------------|----------------------------------------|----------------|-----------------------|----------------------|-------------|----------------|------------------|----------------------|
| 01 1100 735 003 082 | REG INSTR - SOFTWARE INSTR MUSIC PC | 0.00 | 0.00 | 0.00 | 0.00 | 0.00 | 0.00 | 0.00 |
| 01 1100 735 004 | REG INSTR - SOFTWARE HE | 2,000.00 | 0.00 | 6,655.00 | 332.75 | (4,655.00) | 0.00 | (4,655.00) |
| 01 1100 735 004 001 | REG INSTR - SOFTWARE 1ST GRADE HE | 0.00 | 0.00 | 0.00 | 0.00 | 0.00 | 0.00 | 0.00 |
| 01 1100 735 004 002 | REG INSTR - SOFTWARE 2ND GRADE HE | 0.00 | 0.00 | 0.00 | 0.00 | 0.00 | 0.00 | 0.00 |
| 01 1100 735 004 003 | REG INSTR - SOFTWARE 3RD GRADE HE | 0.00 | 0.00 | 0.00 | 0.00 | 0.00 | 0.00 | 0.00 |
| 01 1100 735 004 004 | REG INSTR - SOFTWARE 4TH GRADE HE | 0.00 | 0.00 | 0.00 | 0.00 | 0.00 | 0.00 | 0.00 |
| 01 1100 735 004 005 | REG INSTR - SOFTWARE 5TH GRADE HE | 0.00 | 0.00 | 0.00 | 0.00 | 0.00 | 0.00 | 0.00 |
| 01 1100 735 004 007 | REG INSTR - SOFTWARE KDG HE | 0.00 | 0.00 | 0.00 | 0.00 | 0.00 | 0.00 | 0.00 |
| 01 1100 735 004 060 | REG INSTR - SOFTWARE PE HE | 0.00 | 0.00 | 0.00 | 0.00 | 0.00 | 0.00 | 0.00 |
| 01 1100 735 004 080 | REG INSTR - SOFTWARE ART HE | 0.00 | 0.00 | 0.00 | 0.00 | 0.00 | 0.00 | 0.00 |
| 01 1100 735 004 081 | REG INSTR - SOFTWARE VOCAL MUSIC HE | 0.00 | 0.00 | 0.00 | 0.00 | 0.00 | 0.00 | 0.00 |
| 01 1100 735 004 082 | REG INSTR - SOFTWARE INSTR MUSIC HE | 0.00 | 0.00 | 0.00 | 0.00 | 0.00 | 0.00 | 0.00 |
| 01 1100 735 005 | REG INSTR - SOFTWARE BMS | 2,000.00 | 0.00 | 8,987.50 | 449.38 | (6,987.50) | 0.00 | (6,987.50) |
| 01 1100 735 005 015 | REG INSTR - SOFTWARE ENGLISH BMS | 0.00 | 0.00 | 0.00 | 0.00 | 0.00 | 0.00 | 0.00 |
| 01 1100 735 005 018 | REG INSTR - SOFTWARE READING BMS | 7,000.00 | 0.00 | 0.00 | 0.00 | 7,000.00 | 0.00 | 7,000.00 |
| 01 1100 735 005 019 | REG INSTR - SOFTWARE SPEECH/DRAMA BMS | 0.00 | 0.00 | 0.00 | 0.00 | 0.00 | 0.00 | 0.00 |
| 01 1100 735 005 022 | REG INSTR - SOFTWARE WORLD LANG BMS | 0.00 | 0.00 | 0.00 | 0.00 | 0.00 | 0.00 | 0.00 |
| 01 1100 735 005 030 | REG INSTR - SOFTWARE SOC STUD BMS | 0.00 | 0.00 | 0.00 | 0.00 | 0.00 | 130.00 | (130.00) |
| 01 1100 735 005 040 | REG INSTR - SOFTWARE MATH BMS | 0.00 | 0.00 | 119.76 | 0.00 | (119.76) | 0.00 | (119.76) |
| 01 1100 735 005 050 | REG INSTR - SOFTWARE T&L BMS | 0.00 | 0.00 | 0.00 | 0.00 | 0.00 | 0.00 | 0.00 |
| 01 1100 735 005 054 | REG INSTR - SOFTWARE COMPUTERS BMS | 700.00 | 0.00 | 0.00 | 0.00 | 700.00 | 0.00 | 700.00 |
| 01 1100 735 005 060 | REG INSTR - SOFTWARE PE/HEALTH BMS | 0.00 | 0.00 | 0.00 | 0.00 | 0.00 | 0.00 | 0.00 |
| 01 1100 735 005 070 | REG INSTR - SOFTWARE SCIENCE BMS | 0.00 | 0.00 | 0.00 | 0.00 | 0.00 | 0.00 | 0.00 |
| 01 1100 735 005 080 | REG INSTR - SOFTWARE ART BMS | 0.00 | 0.00 | 0.00 | 0.00 | 0.00 | 0.00 | 0.00 |
| 01 1100 735 005 081 | REG INSTR - SOFTWARE VOCAL MUSIC BMS | 0.00 | 0.00 | 0.00 | 0.00 | 0.00 | 0.00 | 0.00 |
| 01 1100 735 005 082 | REG INSTR - SOFTWARE INSTR MUSIC BMS | 0.00 | 0.00 | 0.00 | 0.00 | 0.00 | 0.00 | 0.00 |
| 01 1100 735 005 083 | REG INSTR - SOFTWARE GENERAL MUSIC BMS | 200.00 | 0.00 | 0.00 | 0.00 | 200.00 | 0.00 | 200.00 |
| 01 1100 735 006 | REG INSTR - SOFTWARE AP | 2,000.00 | 0.00 | 6,655.00 | 332.75 | (4,655.00) | 0.00 | (4,655.00) |
| 01 1100 735 006 001 | REG INSTR - SOFTWARE 1ST GRADE AP | 0.00 | 0.00 | 0.00 | 0.00 | 0.00 | 0.00 | 0.00 |
| 01 1100 735 006 002 | REG INSTR - SOFTWARE 2ND GRADE AP | 0.00 | 0.00 | 0.00 | 0.00 | 0.00 | 0.00 | 0.00 |
| 01 1100 735 006 003 | REG INSTR - SOFTWARE 3RD GRADE AP | 0.00 | 0.00 | 0.00 | 0.00 | 0.00 | 0.00 | 0.00 |
| 01 1100 735 006 004 | REG INSTR - SOFTWARE 4TH GRADE AP | 0.00 | 0.00 | 0.00 | 0.00 | 0.00 | 0.00 | 0.00 |
| 01 1100 735 006 005 | REG INSTR - SOFTWARE 5TH GRADE AP | 0.00 | 0.00 | 0.00 | 0.00 | 0.00 | 0.00 | 0.00 |
| 01 1100 735 006 007 | REG INSTR - SOFTWARE KDG AP | 0.00 | 0.00 | 0.00 | 0.00 | 0.00 | 0.00 | 0.00 |
| 01 1100 735 006 060 | REG INSTR - SOFTWARE PE AP | 0.00 | 0.00 | 0.00 | 0.00 | 0.00 | 0.00 | 0.00 |
| 01 1100 735 006 080 | REG INSTR - SOFTWARE ART AP | 0.00 | 0.00 | 0.00 | 0.00 | 0.00 | 0.00 | 0.00 |
| 01 1100 735 006 081 | REG INSTR - SOFTWARE VOCAL MUSIC AP | 0.00 | 0.00 | 0.00 | 0.00 | 0.00 | 0.00 | 0.00 |
| 01 1100 735 006 082 | REG INSTR - SOFTWARE INSTR MUSIC AP | 0.00 | 0.00 | 0.00 | 0.00 | 0.00 | 0.00 | 0.00 |
| 01 1100 735 007 | REG INSTR - SOFTWARE SE | 2,000.00 | 0.00 | 6,655.00 | 332.75 | (4,655.00) | 0.00 | (4,655.00) |
| 01 1100 735 007 001 | REG INSTR - SOFTWARE 1ST GRADE SE | 0.00 | 0.00 | 0.00 | 0.00 | 0.00 | 0.00 | 0.00 |
| 01 1100 735 007 002 | REG INSTR - SOFTWARE 2ND GRADE SE | 0.00 | 0.00 | 0.00 | 0.00 | 0.00 | 0.00 | 0.00 |
| 01 1100 735 007 003 | REG INSTR - SOFTWARE 3RD GRADE SE | 0.00 | 0.00 | 0.00 | 0.00 | 0.00 | 0.00 | 0.00 |
| 01 1100 735 007 004 | REG INSTR - SOFTWARE 4TH GRADE SE | 0.00 | 0.00 | 0.00 | 0.00 | 0.00 | 0.00 | 0.00 |
| 01 1100 735 007 005 | REG INSTR - SOFTWARE 5TH GRADE SE | 0.00 | 0.00 | 0.00 | 0.00 | 0.00 | 0.00 | 0.00 |
| 01 1100 735 007 007 | REG INSTR - SOFTWARE KDG SE | 0.00 | 0.00 | 0.00 | 0.00 | 0.00 | 0.00 | 0.00 |
| 01 1100 735 007 060 | REG INSTR - SOFTWARE PE SE | 0.00 | 0.00 | 0.00 | 0.00 | 0.00 | 0.00 | 0.00 |
| 01 1100 735 007 080 | REG INSTR - SOFTWARE ART SE | 0.00 | 0.00 | 0.00 | 0.00 | 0.00 | 0.00 | 0.00 |
| 01 1100 735 007 081 | REG INSTR - SOFTWARE VOCAL MUSIC SE | 0.00 | 0.00 | 0.00 | 0.00 | 0.00 | 0.00 | 0.00 |
| 01 1100 735 007 082 | REG INSTR - SOFTWARE INSTR MUSIC SE | 0.00 | 0.00 | 0.00 | 0.00 | 0.00 | 0.00 | 0.00 |
| 01 1100 735 008 | REG INSTR - SOFTWARE BSMS | 2,000.00 | 0.00 | 8,987.50 | 449.38 | (6,987.50) | 0.00 | (6,987.50) |
| 01 1100 735 008 015 | REG INSTR - SOFTWARE ENGLISH BSMS | 0.00 | 0.00 | 0.00 | 0.00 | 0.00 | 0.00 | 0.00 |
| 01 1100 735 008 018 | REG INSTR - SOFTWARE READING BSMS | 9,000.00 | 0.00 | 0.00 | 0.00 | 9,000.00 | 0.00 | 9,000.00 |
| 01 1100 735 008 019 | REG INSTR - SOFTWARE SPEECH/DRAMA BSMS | 0.00 | 0.00 | 0.00 | 0.00 | 0.00 | 0.00 | 0.00 |
| 01 1100 735 008 022 | REG INSTR - SOFTWARE WORLD LANG BSMS | 0.00 | 0.00 | 0.00 | 0.00 | 0.00 | 0.00 | 0.00 |
| 01 1100 735 008 030 | REG INSTR - SOFTWARE SOC STUD BSMS | 0.00 | 0.00 | 130.00 | 0.00 | (130.00) | 0.00 | (130.00) |

Regular; Processing Month 12/2024

| Account Number | Account Description | Revised Budget | Expended During Month | Expenditures to Date | % of Budget | Balance at EOM | P/ O Outstanding | Unencumbered Balance |
|---------------------|-----------------------------------------|----------------|-----------------------|----------------------|-------------|----------------|------------------|----------------------|
| 01 1100 735 008 040 | REG INSTR - SOFTWARE MATH BSMS | 200.00 | 59.88 | 119.76 | 59.88 | 80.24 | 0.00 | 80.24 |
| 01 1100 735 008 050 | REG INSTR - SOFTWARE T&L BSMS | 0.00 | 0.00 | 0.00 | 0.00 | 0.00 | 0.00 | 0.00 |
| 01 1100 735 008 054 | REG INSTR - SOFTWARE COMPUTERS BSMS | 700.00 | 0.00 | 59.88 | 8.55 | 640.12 | 0.00 | 640.12 |
| 01 1100 735 008 060 | REG INSTR - SOFTWARE PE/HEALTH BSMS | 0.00 | 0.00 | 0.00 | 0.00 | 0.00 | 0.00 | 0.00 |
| 01 1100 735 008 070 | REG INSTR - SOFTWARE SCIENCE BSMS | 0.00 | 0.00 | 0.00 | 0.00 | 0.00 | 0.00 | 0.00 |
| 01 1100 735 008 080 | REG INSTR - SOFTWARE ART BSMS | 0.00 | 0.00 | 0.00 | 0.00 | 0.00 | 0.00 | 0.00 |
| 01 1100 735 008 081 | REG INSTR - SOFTWARE VOCAL MUSIC BSMS | 0.00 | 0.00 | 0.00 | 0.00 | 0.00 | 0.00 | 0.00 |
| 01 1100 735 008 082 | REG INSTR - SOFTWARE INSTR MUSIC BSMS | 0.00 | 0.00 | 0.00 | 0.00 | 0.00 | 0.00 | 0.00 |
| 01 1100 735 008 083 | REG INSTR - SOFTWARE GENERAL MUSIC BSMS | 250.00 | 0.00 | 0.00 | 0.00 | 250.00 | 0.00 | 250.00 |
| 01 1100 810 000 | REG INSTR - DUES & FEES DISTRICT | 10,000.00 | 0.00 | 3,190.00 | 31.90 | 6,810.00 | 0.00 | 6,810.00 |
| 01 1100 810 001 | REG INSTR - DUES & FEES HS | 10,000.00 | 0.00 | 3,780.00 | 40.65 | 6,220.00 | 285.00 | 5,935.00 |
| 01 1100 810 001 015 | REG INSTR - DUES & FEES ENGLISH HS | 1,000.00 | 0.00 | 0.00 | 221.55 | 1,000.00 | 2,215.48 | (1,215.48) |
| 01 1100 810 001 016 | REG INSTR - DUES & FEES JOURNALISM HS | 500.00 | 0.00 | 320.00 | 64.00 | 180.00 | 0.00 | 180.00 |
| 01 1100 810 001 017 | REG INSTR - DUES & FEES ONE-ACT HS | 500.00 | 0.00 | (65.00) | (13.00) | 565.00 | 0.00 | 565.00 |
| 01 1100 810 001 020 | REG INSTR - DUES & FEES SPANISH HS | 0.00 | 0.00 | 404.69 | 0.00 | (404.69) | 0.00 | (404.69) |
| 01 1100 810 001 021 | REG INSTR - DUES & FEES FRENCH HS | 0.00 | 0.00 | 0.00 | 0.00 | 0.00 | 0.00 | 0.00 |
| 01 1100 810 001 030 | REG INSTR - DUES & FEES SOC STUD HS | 500.00 | 0.00 | 0.00 | 106.19 | 500.00 | 530.93 | (30.93) |
| 01 1100 810 001 040 | REG INSTR - DUES & FEES MATH HS | 1,000.00 | 0.00 | 0.00 | 0.00 | 1,000.00 | 0.00 | 1,000.00 |
| 01 1100 810 001 050 | REG INSTR - DUES & FEES T&L HS | 0.00 | 0.00 | 0.00 | 0.00 | 0.00 | 0.00 | 0.00 |
| 01 1100 810 001 051 | REG INSTR - DUES & FEES BUSINESS HS | 0.00 | 0.00 | 0.00 | 0.00 | 0.00 | 0.00 | 0.00 |
| 01 1100 810 001 052 | REG INSTR - DUES & FEES IND TECH HS | 0.00 | 0.00 | 0.00 | 0.00 | 0.00 | 0.00 | 0.00 |
| 01 1100 810 001 053 | REG INSTR - DUES & FEES FCS HS | 0.00 | 0.00 | 0.00 | 0.00 | 0.00 | 103.00 | (103.00) |
| 01 1100 810 001 060 | REG INSTR - DUES & FEES PE HS | 500.00 | 59.88 | 59.88 | 11.98 | 440.12 | 0.00 | 440.12 |
| 01 1100 810 001 070 | REG INSTR - DUES & FEES SCIENCE HS | 0.00 | 0.00 | 0.00 | 0.00 | 0.00 | 0.00 | 0.00 |
| 01 1100 810 001 080 | REG INSTR - DUES & FEES ART HS | 500.00 | 0.00 | 0.00 | 0.00 | 500.00 | 0.00 | 500.00 |
| 01 1100 810 001 081 | REG INSTR - DUES & FEES VOCAL MUSIC HS | 3,000.00 | 240.00 | 799.00 | 26.63 | 2,201.00 | 0.00 | 2,201.00 |
| 01 1100 810 001 082 | REG INSTR - DUES & FEES INSTR MUSIC HS | 4,500.00 | 150.00 | 688.00 | 15.29 | 3,812.00 | 0.00 | 3,812.00 |
| 01 1100 810 002 | REG INSTR - DUES & FEES BE | 2,000.00 | 0.00 | 345.00 | 17.25 | 1,655.00 | 0.00 | 1,655.00 |
| 01 1100 810 002 001 | REG INSTR - DUES & FEES 1ST GRADE BE | 1,000.00 | 0.00 | 0.00 | 0.00 | 1,000.00 | 0.00 | 1,000.00 |
| 01 1100 810 002 002 | REG INSTR - DUES & FEES 2ND GRADE BE | 1,000.00 | 0.00 | 0.00 | 0.00 | 1,000.00 | 0.00 | 1,000.00 |
| 01 1100 810 002 003 | REG INSTR - DUES & FEES 3RD GRADE BE | 1,000.00 | 0.00 | 0.00 | 0.00 | 1,000.00 | 0.00 | 1,000.00 |
| 01 1100 810 002 004 | REG INSTR - DUES & FEES 4TH GRADE BE | 1,000.00 | 0.00 | 0.00 | 0.00 | 1,000.00 | 0.00 | 1,000.00 |
| 01 1100 810 002 005 | REG INSTR - DUES & FEES 5TH GRADE BE | 1,000.00 | 0.00 | 0.00 | 0.00 | 1,000.00 | 0.00 | 1,000.00 |
| 01 1100 810 002 007 | REG INSTR - DUES & FEES KDG BE | 1,000.00 | 0.00 | 0.00 | 0.00 | 1,000.00 | 0.00 | 1,000.00 |
| 01 1100 810 002 060 | REG INSTR - DUES & FEES PE BE | 0.00 | 0.00 | 0.00 | 0.00 | 0.00 | 0.00 | 0.00 |
| 01 1100 810 002 080 | REG INSTR - DUES & FEES ART BE | 0.00 | 0.00 | 0.00 | 0.00 | 0.00 | 0.00 | 0.00 |
| 01 1100 810 002 081 | REG INSTR - DUES & FEES VOCAL MUSIC BE | 500.00 | 0.00 | 75.00 | 15.00 | 425.00 | 0.00 | 425.00 |
| 01 1100 810 002 082 | REG INSTR - DUES & FEES INSTR MUSIC BE | 0.00 | 0.00 | 0.00 | 0.00 | 0.00 | 0.00 | 0.00 |
| 01 1100 810 003 | REG INSTR - DUES & FEES PC | 2,000.00 | 0.00 | 185.00 | 9.25 | 1,815.00 | 0.00 | 1,815.00 |
| 01 1100 810 003 001 | REG INSTR - DUES & FEES 1ST GRADE PC | 1,000.00 | 0.00 | 0.00 | 0.00 | 1,000.00 | 0.00 | 1,000.00 |
| 01 1100 810 003 002 | REG INSTR - DUES & FEES 2ND GRADE PC | 1,000.00 | 0.00 | 0.00 | 51.00 | 1,000.00 | 510.00 | 490.00 |
| 01 1100 810 003 003 | REG INSTR - DUES & FEES 3RD GRADE PC | 1,000.00 | 0.00 | 490.00 | 49.00 | 510.00 | 0.00 | 510.00 |
| 01 1100 810 003 004 | REG INSTR - DUES & FEES 4TH GRADE PC | 1,000.00 | 0.00 | 0.00 | 0.00 | 1,000.00 | 0.00 | 1,000.00 |
| 01 1100 810 003 005 | REG INSTR - DUES & FEES 5TH GRADE PC | 1,000.00 | 0.00 | 39.32 | 13.93 | 960.68 | 100.00 | 860.68 |
| 01 1100 810 003 007 | REG INSTR - DUES & FEES KDG PC | 1,000.00 | 407.32 | 407.32 | 40.90 | 592.68 | 1.65 | 591.03 |
| 01 1100 810 003 060 | REG INSTR - DUES & FEES PE PC | 0.00 | 0.00 | 0.00 | 0.00 | 0.00 | 0.00 | 0.00 |
| 01 1100 810 003 080 | REG INSTR - DUES & FEES ART PC | 0.00 | 0.00 | 0.00 | 0.00 | 0.00 | 0.00 | 0.00 |
| 01 1100 810 003 081 | REG INSTR - DUES & FEES VOCAL MUSIC PC | 500.00 | 0.00 | 0.00 | 0.00 | 500.00 | 0.00 | 500.00 |
| 01 1100 810 003 082 | REG INSTR - DUES & FEES INSTR MUSIC PC | 0.00 | 0.00 | 0.00 | 0.00 | 0.00 | 0.00 | 0.00 |
| 01 1100 810 004 | REG INSTR - DUES & FEES HE | 2,000.00 | 0.00 | 185.00 | 9.25 | 1,815.00 | 0.00 | 1,815.00 |
| 01 1100 810 004 001 | REG INSTR - DUES & FEES 1ST GRADE HE | 1,000.00 | 0.00 | 0.00 | 0.00 | 1,000.00 | 0.00 | 1,000.00 |
| 01 1100 810 004 002 | REG INSTR - DUES & FEES 2ND GRADE HE | 1,000.00 | 0.00 | 790.00 | 79.00 | 210.00 | 0.00 | 210.00 |
| 01 1100 810 004 003 | REG INSTR - DUES & FEES 3RD GRADE HE | 1,000.00 | 0.00 | 0.00 | 0.00 | 1,000.00 | 0.00 | 1,000.00 |
| 01 1100 810 004 004 | REG INSTR - DUES & FEES 4TH GRADE HE | 1,000.00 | 0.00 | 0.00 | 0.00 | 1,000.00 | 0.00 | 1,000.00 |
| 01 1100 810 004 005 | REG INSTR - DUES & FEES 5TH GRADE HE | 1,000.00 | 0.00 | 0.00 | 0.00 | 1,000.00 | 0.00 | 1,000.00 |

| Account Number | Account Description | Revised Budget | Expended During Month | Expenditures to Date | % of Budget | Balance at EOM | P/ O Outstanding | Unencumbered Balance |
|---------------------|-------------------------------------------|----------------|-----------------------|----------------------|-------------|----------------|------------------|----------------------|
| 01 1100 810 004 007 | REG INSTR - DUES & FEES KDG HE | 1,000.00 | 0.00 | 329.45 | 32.95 | 670.55 | 0.00 | 670.55 |
| 01 1100 810 004 060 | REG INSTR - DUES & FEES PE HE | 0.00 | 0.00 | 0.00 | 0.00 | 0.00 | 0.00 | 0.00 |
| 01 1100 810 004 080 | REG INSTR - DUES & FEES ART HE | 0.00 | 0.00 | 0.00 | 0.00 | 0.00 | 0.00 | 0.00 |
| 01 1100 810 004 081 | REG INSTR - DUES & FEES VOCAL MUSIC HE | 500.00 | 0.00 | 0.00 | 0.00 | 500.00 | 0.00 | 500.00 |
| 01 1100 810 004 082 | REG INSTR - DUES & FEES INSTR MUSIC HE | 0.00 | 0.00 | 0.00 | 0.00 | 0.00 | 0.00 | 0.00 |
| 01 1100 810 005 | REG INSTR - DUES & FEES BMS | 2,000.00 | 0.00 | 245.00 | 12.25 | 1,755.00 | 0.00 | 1,755.00 |
| 01 1100 810 005 015 | REG INSTR - DUES & FEES ENGLISH BMS | 0.00 | 0.00 | 0.00 | 0.00 | 0.00 | 0.00 | 0.00 |
| 01 1100 810 005 018 | REG INSTR - DUES & FEES READING BMS | 0.00 | 0.00 | 0.00 | 0.00 | 0.00 | 0.00 | 0.00 |
| 01 1100 810 005 019 | REG INSTR - DUES & FEES SPEECH/DRAMA BMS | 0.00 | 0.00 | 0.00 | 0.00 | 0.00 | 0.00 | 0.00 |
| 01 1100 810 005 022 | REG INSTR - DUES & FEES WORLD LANG BMS | 0.00 | 0.00 | 0.00 | 0.00 | 0.00 | 0.00 | 0.00 |
| 01 1100 810 005 030 | REG INSTR - DUES & FEES SOC STUD BMS | 500.00 | 0.00 | 0.00 | 0.00 | 500.00 | 0.00 | 500.00 |
| 01 1100 810 005 040 | REG INSTR - DUES & FEES MATH BMS | 0.00 | 0.00 | 59.88 | 0.00 | (59.88) | 0.00 | (59.88) |
| 01 1100 810 005 050 | REG INSTR - DUES & FEES T&L BMS | 0.00 | 0.00 | 0.00 | 0.00 | 0.00 | 0.00 | 0.00 |
| 01 1100 810 005 054 | REG INSTR - DUES & FEES COMPUTERS BMS | 0.00 | 0.00 | 0.00 | 0.00 | 0.00 | 0.00 | 0.00 |
| 01 1100 810 005 060 | REG INSTR - DUES & FEES PE/HEALTH BMS | 0.00 | 0.00 | 0.00 | 0.00 | 0.00 | 0.00 | 0.00 |
| 01 1100 810 005 070 | REG INSTR - DUES & FEES SCIENCE BMS | 0.00 | 0.00 | 0.00 | 0.00 | 0.00 | 0.00 | 0.00 |
| 01 1100 810 005 080 | REG INSTR - DUES & FEES ART BMS | 375.00 | 0.00 | 0.00 | 53.33 | 375.00 | 200.00 | 175.00 |
| 01 1100 810 005 081 | REG INSTR - DUES & FEES VOCAL MUSIC BMS | 500.00 | 0.00 | 266.00 | 53.20 | 234.00 | 0.00 | 234.00 |
| 01 1100 810 005 082 | REG INSTR - DUES & FEES INSTR MUSIC BMS | 1,000.00 | 0.00 | 575.00 | 57.50 | 425.00 | 0.00 | 425.00 |
| 01 1100 810 005 083 | REG INSTR - DUES & FEES GENERAL MUSIC BMS | 0.00 | 0.00 | 247.00 | 0.00 | (247.00) | 0.00 | (247.00) |
| 01 1100 810 006 | REG INSTR - DUES & FEES AP | 2,000.00 | 0.00 | 285.00 | 14.25 | 1,715.00 | 0.00 | 1,715.00 |
| 01 1100 810 006 001 | REG INSTR - DUES & FEES 1ST GRADE AP | 1,000.00 | 0.00 | 740.00 | 74.00 | 260.00 | 0.00 | 260.00 |
| 01 1100 810 006 002 | REG INSTR - DUES & FEES 2ND GRADE AP | 1,000.00 | 0.00 | 0.00 | 0.00 | 1,000.00 | 0.00 | 1,000.00 |
| 01 1100 810 006 003 | REG INSTR - DUES & FEES 3RD GRADE AP | 1,000.00 | 0.00 | 0.00 | 0.00 | 1,000.00 | 0.00 | 1,000.00 |
| 01 1100 810 006 004 | REG INSTR - DUES & FEES 4TH GRADE AP | 1,000.00 | 0.00 | 0.00 | 0.00 | 1,000.00 | 0.00 | 1,000.00 |
| 01 1100 810 006 005 | REG INSTR - DUES & FEES 5TH GRADE AP | 1,000.00 | 0.00 | 0.00 | 0.00 | 1,000.00 | 0.00 | 1,000.00 |
| 01 1100 810 006 007 | REG INSTR - DUES & FEES KDG AP | 1,000.00 | 479.20 | 479.20 | 47.92 | 520.80 | 0.00 | 520.80 |
| 01 1100 810 006 060 | REG INSTR - DUES & FEES PE AP | 0.00 | 0.00 | 0.00 | 0.00 | 0.00 | 0.00 | 0.00 |
| 01 1100 810 006 080 | REG INSTR - DUES & FEES ART AP | 0.00 | 0.00 | 0.00 | 0.00 | 0.00 | 0.00 | 0.00 |
| 01 1100 810 006 081 | REG INSTR - DUES & FEES VOCAL MUSIC AP | 500.00 | 0.00 | 0.00 | 0.00 | 500.00 | 0.00 | 500.00 |
| 01 1100 810 006 082 | REG INSTR - DUES & FEES INSTR MUSIC AP | 0.00 | 0.00 | 0.00 | 0.00 | 0.00 | 0.00 | 0.00 |
| 01 1100 810 007 | REG INSTR - DUES & FEES SE | 2,000.00 | 0.00 | 285.00 | 14.25 | 1,715.00 | 0.00 | 1,715.00 |
| 01 1100 810 007 001 | REG INSTR - DUES & FEES 1ST GRADE SE | 1,000.00 | 335.44 | 335.44 | 33.54 | 664.56 | 0.00 | 664.56 |
| 01 1100 810 007 002 | REG INSTR - DUES & FEES 2ND GRADE SE | 1,000.00 | 0.00 | 0.00 | 0.00 | 1,000.00 | 0.00 | 1,000.00 |
| 01 1100 810 007 003 | REG INSTR - DUES & FEES 3RD GRADE SE | 1,000.00 | 0.00 | 0.00 | 0.00 | 1,000.00 | 0.00 | 1,000.00 |
| 01 1100 810 007 004 | REG INSTR - DUES & FEES 4TH GRADE SE | 1,000.00 | 0.00 | 0.00 | 0.00 | 1,000.00 | 0.00 | 1,000.00 |
| 01 1100 810 007 005 | REG INSTR - DUES & FEES 5TH GRADE SE | 1,000.00 | 0.00 | 13.00 | 1.30 | 987.00 | 0.00 | 987.00 |
| 01 1100 810 007 007 | REG INSTR - DUES & FEES KDG SE | 1,000.00 | 0.00 | 359.40 | 35.94 | 640.60 | 0.00 | 640.60 |
| 01 1100 810 007 060 | REG INSTR - DUES & FEES PE SE | 0.00 | 0.00 | 0.00 | 0.00 | 0.00 | 0.00 | 0.00 |
| 01 1100 810 007 080 | REG INSTR - DUES & FEES ART SE | 0.00 | 0.00 | 0.00 | 0.00 | 0.00 | 0.00 | 0.00 |
| 01 1100 810 007 081 | REG INSTR - DUES & FEES VOCAL MUSIC SE | 500.00 | 0.00 | 0.00 | 0.00 | 500.00 | 0.00 | 500.00 |
| 01 1100 810 007 082 | REG INSTR - DUES & FEES INSTR MUSIC SE | 0.00 | 0.00 | 0.00 | 0.00 | 0.00 | 0.00 | 0.00 |
| 01 1100 810 008 | REG INSTR - DUES & FEES BSMS | 2,000.00 | 0.00 | 245.00 | 12.25 | 1,755.00 | 0.00 | 1,755.00 |
| 01 1100 810 008 015 | REG INSTR - DUES & FEES ENGLISH BSMS | 0.00 | 0.00 | 0.00 | 0.00 | 0.00 | 0.00 | 0.00 |
| 01 1100 810 008 018 | REG INSTR - DUES & FEES READING BSMS | 0.00 | 0.00 | 0.00 | 0.00 | 0.00 | 0.00 | 0.00 |
| 01 1100 810 008 019 | REG INSTR - DUES & FEES SPEECH/DRAMA BSMS | 0.00 | 0.00 | 444.00 | 0.00 | (444.00) | 0.00 | (444.00) |
| 01 1100 810 008 022 | REG INSTR - DUES & FEES WORLD LANG BSMS | 0.00 | 0.00 | 0.00 | 0.00 | 0.00 | 0.00 | 0.00 |
| 01 1100 810 008 030 | REG INSTR - DUES & FEES SOC STUD BSMS | 500.00 | 0.00 | 0.00 | 0.00 | 500.00 | 0.00 | 500.00 |
| 01 1100 810 008 040 | REG INSTR - DUES & FEES MATH BSMS | 0.00 | 0.00 | 0.00 | 0.00 | 0.00 | 0.00 | 0.00 |
| 01 1100 810 008 050 | REG INSTR - DUES & FEES T&L BSMS | 0.00 | 0.00 | 0.00 | 0.00 | 0.00 | 0.00 | 0.00 |
| 01 1100 810 008 054 | REG INSTR - DUES & FEES COMPUTERS BSMS | 0.00 | 0.00 | 0.00 | 0.00 | 0.00 | 0.00 | 0.00 |
| 01 1100 810 008 060 | REG INSTR - DUES & FEES PE/HEALTH BSMS | 0.00 | 0.00 | 0.00 | 0.00 | 0.00 | 0.00 | 0.00 |
| 01 1100 810 008 070 | REG INSTR - DUES & FEES SCIENCE BSMS | 0.00 | 0.00 | 0.00 | 0.00 | 0.00 | 0.00 | 0.00 |
| 01 1100 810 008 080 | REG INSTR - DUES & FEES ART BSMS | 375.00 | 0.00 | 0.00 | 0.00 | 375.00 | 0.00 | 375.00 |
| 01 1100 810 008 081 | REG INSTR - DUES & FEES VOCAL MUSIC BSMS | 500.00 | 550.00 | 921.00 | 184.20 | (421.00) | 0.00 | (421.00) |

| Account Number | Account Description | Revised Budget | Expended During Month | Expenditures to Date | % of Budget | Balance at EOM | P/ O Outstanding | Unencumbered Balance |
|---------------------|-------------------------------------------|----------------|-----------------------|----------------------|-------------|----------------|------------------|----------------------|
| 01 1100 890 005 019 | REG INSTR - OTHER MISC SPEECH/DRAMA BMS | 0.00 | 0.00 | 0.00 | 0.00 | 0.00 | 0.00 | 0.00 |
| 01 1100 890 005 022 | REG INSTR - OTHER MISC WORLD LANG BMS | 0.00 | 0.00 | 0.00 | 0.00 | 0.00 | 0.00 | 0.00 |
| 01 1100 890 005 030 | REG INSTR - OTHER MISC SOC STUD BMS | 50.00 | 0.00 | 0.00 | 0.00 | 50.00 | 0.00 | 50.00 |
| 01 1100 890 005 040 | REG INSTR - OTHER MISC MATH BMS | 0.00 | 0.00 | 0.00 | 0.00 | 0.00 | 0.00 | 0.00 |
| 01 1100 890 005 050 | REG INSTR - OTHER MISC T&L BMS | 0.00 | 0.00 | 0.00 | 0.00 | 0.00 | 0.00 | 0.00 |
| 01 1100 890 005 054 | REG INSTR - OTHER MISC COMPUTERS BMS | 0.00 | 0.00 | 0.00 | 0.00 | 0.00 | 0.00 | 0.00 |
| 01 1100 890 005 060 | REG INSTR - OTHER MISC PE/HEALTH BMS | 0.00 | 0.00 | 0.00 | 0.00 | 0.00 | 0.00 | 0.00 |
| 01 1100 890 005 070 | REG INSTR - OTHER MISC SCIENCE BMS | 200.00 | 209.00 | 209.00 | 104.50 | (9.00) | 0.00 | (9.00) |
| 01 1100 890 005 080 | REG INSTR - OTHER MISC ART BMS | 0.00 | 0.00 | 0.00 | 0.00 | 0.00 | 0.00 | 0.00 |
| 01 1100 890 005 081 | REG INSTR - OTHER MISC VOCAL MUSIC BMS | 0.00 | 0.00 | 0.00 | 0.00 | 0.00 | 0.00 | 0.00 |
| 01 1100 890 005 082 | REG INSTR - OTHER MISC INSTR MUSIC BMS | 1,900.00 | 0.00 | 285.24 | 15.01 | 1,614.76 | 0.00 | 1,614.76 |
| 01 1100 890 005 083 | REG INSTR - OTHER MISC GENERAL MUSIC BMS | 0.00 | 0.00 | 0.00 | 0.00 | 0.00 | 0.00 | 0.00 |
| 01 1100 890 006 | REG INSTR - OTHER MISC AP | 0.00 | 0.00 | 0.00 | 0.00 | 0.00 | 0.00 | 0.00 |
| 01 1100 890 006 001 | REG INSTR - OTHER MISC 1ST GRADE AP | 0.00 | 0.00 | 0.00 | 0.00 | 0.00 | 0.00 | 0.00 |
| 01 1100 890 006 002 | REG INSTR - OTHER MISC 2ND GRADE AP | 500.00 | 0.00 | 0.00 | 0.00 | 500.00 | 0.00 | 500.00 |
| 01 1100 890 006 003 | REG INSTR - OTHER MISC 3RD GRADE AP | 0.00 | 0.00 | 288.00 | 0.00 | (288.00) | 0.00 | (288.00) |
| 01 1100 890 006 004 | REG INSTR - OTHER MISC 4TH GRADE AP | 0.00 | 0.00 | 0.00 | 0.00 | 0.00 | 0.00 | 0.00 |
| 01 1100 890 006 005 | REG INSTR - OTHER MISC 5TH GRADE AP | 0.00 | 0.00 | 0.00 | 0.00 | 0.00 | 0.00 | 0.00 |
| 01 1100 890 006 007 | REG INSTR - OTHER MISC KDG AP | 1,000.00 | 0.00 | 0.00 | 0.00 | 1,000.00 | 0.00 | 1,000.00 |
| 01 1100 890 006 060 | REG INSTR - OTHER MISC PE AP | 0.00 | 0.00 | 0.00 | 0.00 | 0.00 | 0.00 | 0.00 |
| 01 1100 890 006 080 | REG INSTR - OTHER MISC ART AP | 50.00 | 0.00 | 0.00 | 0.00 | 50.00 | 0.00 | 50.00 |
| 01 1100 890 006 081 | REG INSTR - OTHER MISC VOCAL MUSIC AP | 100.00 | 0.00 | 0.00 | 0.00 | 100.00 | 0.00 | 100.00 |
| 01 1100 890 006 082 | REG INSTR - OTHER MISC INSTR MUSIC AP | 0.00 | 0.00 | 0.00 | 0.00 | 0.00 | 0.00 | 0.00 |
| 01 1100 890 007 | REG INSTR - OTHER MISC SE | 0.00 | 0.00 | 0.00 | 0.00 | 0.00 | 0.00 | 0.00 |
| 01 1100 890 007 001 | REG INSTR - OTHER MISC 1ST GRADE SE | 0.00 | 0.00 | 0.00 | 0.00 | 0.00 | 0.00 | 0.00 |
| 01 1100 890 007 002 | REG INSTR - OTHER MISC 2ND GRADE SE | 100.00 | 0.00 | 0.00 | 0.00 | 100.00 | 0.00 | 100.00 |
| 01 1100 890 007 003 | REG INSTR - OTHER MISC 3RD GRADE SE | 0.00 | 0.00 | 0.00 | 0.00 | 0.00 | 0.00 | 0.00 |
| 01 1100 890 007 004 | REG INSTR - OTHER MISC 4TH GRADE SE | 0.00 | 0.00 | 0.00 | 0.00 | 0.00 | 0.00 | 0.00 |
| 01 1100 890 007 005 | REG INSTR - OTHER MISC 5TH GRADE SE | 150.00 | 0.00 | 0.00 | 0.00 | 150.00 | 0.00 | 150.00 |
| 01 1100 890 007 007 | REG INSTR - OTHER MISC KDG SE | 0.00 | 0.00 | 0.00 | 0.00 | 0.00 | 0.00 | 0.00 |
| 01 1100 890 007 060 | REG INSTR - OTHER MISC PE SE | 0.00 | 0.00 | 0.00 | 0.00 | 0.00 | 0.00 | 0.00 |
| 01 1100 890 007 080 | REG INSTR - OTHER MISC ART SE | 0.00 | 0.00 | 0.00 | 0.00 | 0.00 | 0.00 | 0.00 |
| 01 1100 890 007 081 | REG INSTR - OTHER MISC VOCAL MUSIC SE | 0.00 | 0.00 | 0.00 | 0.00 | 0.00 | 0.00 | 0.00 |
| 01 1100 890 007 082 | REG INSTR - OTHER MISC INSTR MUSIC SE | 0.00 | 0.00 | 0.00 | 0.00 | 0.00 | 0.00 | 0.00 |
| 01 1100 890 008 | REG INSTR - OTHER MISC BSMS | 3,000.00 | 0.00 | 0.00 | 0.00 | 3,000.00 | 0.00 | 3,000.00 |
| 01 1100 890 008 015 | REG INSTR - OTHER MISC ENGLISH BSMS | 0.00 | 0.00 | 0.00 | 0.00 | 0.00 | 0.00 | 0.00 |
| 01 1100 890 008 018 | REG INSTR - OTHER MISC READING BSMS | 50.00 | 0.00 | 0.00 | 0.00 | 50.00 | 0.00 | 50.00 |
| 01 1100 890 008 019 | REG INSTR - OTHER MISC SPEECH/DRAMA BSMS | 0.00 | 0.00 | 0.00 | 0.00 | 0.00 | 0.00 | 0.00 |
| 01 1100 890 008 022 | REG INSTR - OTHER MISC WORLD LANG BSMS | 0.00 | 0.00 | 0.00 | 0.00 | 0.00 | 0.00 | 0.00 |
| 01 1100 890 008 030 | REG INSTR - OTHER MISC SOC STUD BSMS | 0.00 | 0.00 | 0.00 | 0.00 | 0.00 | 0.00 | 0.00 |
| 01 1100 890 008 040 | REG INSTR - OTHER MISC MATH BSMS | 50.00 | 0.00 | 0.00 | 0.00 | 50.00 | 0.00 | 50.00 |
| 01 1100 890 008 050 | REG INSTR - OTHER MISC T&L BSMS | 0.00 | 0.00 | 0.00 | 0.00 | 0.00 | 0.00 | 0.00 |
| 01 1100 890 008 054 | REG INSTR - OTHER MISC COMPUTERS BSMS | 0.00 | 0.00 | 0.00 | 0.00 | 0.00 | 0.00 | 0.00 |
| 01 1100 890 008 060 | REG INSTR - OTHER MISC PE/HEALTH BSMS | 0.00 | 0.00 | 0.00 | 0.00 | 0.00 | 0.00 | 0.00 |
| 01 1100 890 008 070 | REG INSTR - OTHER MISC SCIENCE BSMS | 100.00 | 0.00 | 0.00 | 0.00 | 100.00 | 0.00 | 100.00 |
| 01 1100 890 008 080 | REG INSTR - OTHER MISC ART BSMS | 0.00 | 0.00 | 0.00 | 0.00 | 0.00 | 0.00 | 0.00 |
| 01 1100 890 008 081 | REG INSTR - OTHER MISC VOCAL MUSIC BSMS | 50.00 | 0.00 | 0.00 | 0.00 | 50.00 | 0.00 | 50.00 |
| 01 1100 890 008 082 | REG INSTR - OTHER MISC INSTR MUSIC BSMS | 1,500.00 | 412.00 | 508.36 | 33.89 | 991.64 | 0.00 | 991.64 |
| 01 1100 890 008 083 | REG INSTR - OTHER MISC GENERAL MUSIC BSMS | 0.00 | 0.00 | 0.00 | 0.00 | 0.00 | 0.00 | 0.00 |
| 1100 | REGULAR INSTRUCTIONAL PROGRAMS | 28,735,437.00 | 2,180,252.71 | 8,912,626.54 | 31.12 | 19,822,810.46 | 30,607.20 | 19,792,203.26 |
| 1150 | LIMITED ENGLISH PROF PROGRAMS | | | | | | | |
| 01 1150 111 000 | LEP - SALARIES NON-INSTR DIST | 134,762.00 | 9,080.30 | 37,781.42 | 28.04 | 96,980.58 | 0.00 | 96,980.58 |
| 01 1150 112 000 | LEP - SALARIES INSTR AIDES DIST | 38,033.00 | 3,446.99 | 13,998.74 | 36.81 | 24,034.26 | 0.00 | 24,034.26 |
| 01 1150 151 000 | LEP - ADD'L COMP TEACHERS DIST | 2,457.00 | 21.05 | 84.20 | 3.43 | 2,372.80 | 0.00 | 2,372.80 |
| 01 1150 152 000 | LEP - ADD'L COMP INSTR AIDES DIST | 58.00 | 9.16 | 36.64 | 63.17 | 21.36 | 0.00 | 21.36 |

| Account Number | Account Description | Revised Budget | Expended During Month | Expenditures to Date | % of Budget | Balance at EOM | P/ O Outstanding | Unencumbered Balance |
|-----------------|------------------------------------------|----------------|-----------------------|----------------------|-------------|----------------|------------------|----------------------|
| 01 1160 231 008 | POVERTY - RETIREMENT TEACHERS BSMS | 0.00 | 0.00 | 0.00 | 0.00 | 0.00 | 0.00 | 0.00 |
| 01 1160 237 001 | POVERTY - INCR RET CONTR HS | 0.00 | 0.00 | 0.00 | 0.00 | 0.00 | 0.00 | 0.00 |
| 01 1160 237 002 | POVERTY - INCR RET CONTR BE | 0.00 | 34.81 | 104.43 | 0.00 | (104.43) | 0.00 | (104.43) |
| 01 1160 237 003 | POVERTY - INCR RET CONTR PC | 0.00 | 0.00 | 0.00 | 0.00 | 0.00 | 0.00 | 0.00 |
| 01 1160 237 004 | POVERTY - INCR RET CONTR HE | 0.00 | 34.62 | 103.86 | 0.00 | (103.86) | 0.00 | (103.86) |
| 01 1160 237 005 | POVERTY - INCR RET CONTR BMS | 0.00 | 0.00 | 0.00 | 0.00 | 0.00 | 0.00 | 0.00 |
| 01 1160 237 006 | POVERTY - INCR RET CONTR AP | 0.00 | 0.00 | 0.00 | 0.00 | 0.00 | 0.00 | 0.00 |
| 01 1160 237 007 | POVERTY - INCR RET CONTR SE | 0.00 | 0.00 | 0.00 | 0.00 | 0.00 | 0.00 | 0.00 |
| 01 1160 237 008 | POVERTY - INCR RET CONTR BSMS | 0.00 | 0.00 | 0.00 | 0.00 | 0.00 | 0.00 | 0.00 |
| 01 1160 281 001 | POVERTY - HEALTH BEN TEACHERS HS | 0.00 | 0.00 | 0.00 | 0.00 | 0.00 | 0.00 | 0.00 |
| 01 1160 281 002 | POVERTY - HEALTH BEN TEACHERS BE | 0.00 | 0.00 | 0.00 | 0.00 | 0.00 | 0.00 | 0.00 |
| 01 1160 281 003 | POVERTY - HEALTH BEN TEACHERS PC | 0.00 | 0.00 | 0.00 | 0.00 | 0.00 | 0.00 | 0.00 |
| 01 1160 281 004 | POVERTY - HEALTH BEN TEACHERS HE | 0.00 | 0.00 | 0.00 | 0.00 | 0.00 | 0.00 | 0.00 |
| 01 1160 281 005 | POVERTY - HEALTH BEN TEACHERS BMS | 0.00 | 0.00 | 0.00 | 0.00 | 0.00 | 0.00 | 0.00 |
| 01 1160 281 006 | POVERTY - HEALTH TEACHERS AP | 0.00 | 0.00 | 0.00 | 0.00 | 0.00 | 0.00 | 0.00 |
| 01 1160 281 007 | POVERTY - HEALTH TEACHERS SE | 0.00 | 0.00 | 0.00 | 0.00 | 0.00 | 0.00 | 0.00 |
| 01 1160 281 008 | POVERTY - HEALTH BEN TEACHERS BSMS | 0.00 | 0.00 | 0.00 | 0.00 | 0.00 | 0.00 | 0.00 |
| 01 1160 340 002 | POVERTY - OTHER PROF SERVICES BE | 0.00 | 0.00 | 0.00 | 0.00 | 0.00 | 0.00 | 0.00 |
| 01 1160 340 006 | POVERTY - OTHER PROF SERVICES AP | 0.00 | 0.00 | 0.00 | 0.00 | 0.00 | 0.00 | 0.00 |
| 01 1160 610 002 | POVERTY - SUPPLIES BE | 0.00 | 0.00 | 0.00 | 0.00 | 0.00 | 0.00 | 0.00 |
| 01 1160 610 006 | POVERTY - SUPPLIES AP | 0.00 | 0.00 | 0.00 | 0.00 | 0.00 | 0.00 | 0.00 |
| 1160 | PROVERTY PROGRAMS | 0.00 | 4,297.65 | 12,892.89 | 0.00 | (12,892.89) | 0.00 | (12,892.89) |
| 1200 | SPECIAL EDUCATION INSTRUCTIONAL PROGRAMS | | | | | | | |
| 01 1200 110 000 | SPED - SALARIES NON-INSTR DIST | 143,190.00 | 11,129.94 | 45,426.85 | 31.72 | 97,763.15 | 0.00 | 97,763.15 |
| 01 1200 111 000 | SPED - SALARIES TEACHERS DIST | 213,105.00 | 17,607.00 | 70,428.00 | 33.05 | 142,677.00 | 0.00 | 142,677.00 |
| 01 1200 111 001 | SPED - SALARIES TEACHERS HS | 409,878.00 | 42,490.86 | 170,072.96 | 41.49 | 239,805.04 | 0.00 | 239,805.04 |
| 01 1200 111 002 | SPED - SALARIES TEACHERS BE | 124,370.00 | 14,286.35 | 57,145.40 | 45.95 | 67,224.60 | 0.00 | 67,224.60 |
| 01 1200 111 003 | SPED - SALARIES TEACHERS PC | 169,831.00 | 15,895.71 | 65,689.29 | 38.68 | 104,141.71 | 0.00 | 104,141.71 |
| 01 1200 111 004 | SPED - SALARIES TEACHERS HE | 192,768.00 | 22,986.58 | 91,946.32 | 47.70 | 100,821.68 | 0.00 | 100,821.68 |
| 01 1200 111 005 | SPED - SALARIES TEACHERS BMS | 238,183.00 | 17,560.98 | 70,243.92 | 29.49 | 167,939.08 | 0.00 | 167,939.08 |
| 01 1200 111 006 | SPED - SALARIES TEACHERS AP | 189,075.00 | 16,341.02 | 65,364.08 | 34.57 | 123,710.92 | 0.00 | 123,710.92 |
| 01 1200 111 007 | SPED - SALARIES TEACHERS SE | 110,460.00 | 9,246.00 | 36,984.00 | 33.48 | 73,476.00 | 0.00 | 73,476.00 |
| 01 1200 111 008 | SPED - SALARIES TEACHERS BSMS | 230,617.00 | 23,724.97 | 94,899.88 | 41.15 | 135,717.12 | 0.00 | 135,717.12 |
| 01 1200 112 000 | SPED - SALARIES INSTR AIDES | 18,603.00 | 2,035.68 | 8,277.76 | 44.50 | 10,325.24 | 0.00 | 10,325.24 |
| 01 1200 112 001 | SPED - SALARIES INSTR AIDES HS | 64,658.00 | 7,517.55 | 29,016.00 | 44.88 | 35,642.00 | 0.00 | 35,642.00 |
| 01 1200 112 002 | SPED - SALARIES INSTR AIDES BE | 142,302.00 | 16,999.87 | 69,154.49 | 48.60 | 73,147.51 | 0.00 | 73,147.51 |
| 01 1200 112 003 | SPED - SALARIES INSTR AIDES PC | 131,796.00 | 13,907.42 | 56,469.61 | 42.85 | 75,326.39 | 0.00 | 75,326.39 |
| 01 1200 112 004 | SPED - SALARIES INSTR AIDES HE | 129,206.00 | 18,884.17 | 75,910.15 | 58.75 | 53,295.85 | 0.00 | 53,295.85 |
| 01 1200 112 005 | SPED - SALARIES INSTR AIDES BMS | 86,378.00 | 6,128.49 | 24,624.20 | 28.51 | 61,753.80 | 0.00 | 61,753.80 |
| 01 1200 112 006 | SPED - SALARIES INSTR AIDES AP | 124,873.00 | 14,093.00 | 56,813.91 | 45.50 | 68,059.09 | 0.00 | 68,059.09 |
| 01 1200 112 007 | SPED - SALARIES INSTR AIDES SE | 57,333.00 | 6,191.57 | 21,419.48 | 37.36 | 35,913.52 | 0.00 | 35,913.52 |
| 01 1200 112 008 | SPED - SALARIES INSTR AIDES BSMS | 121,543.00 | 9,312.16 | 37,282.38 | 30.67 | 84,260.62 | 0.00 | 84,260.62 |
| 01 1200 122 001 | SPED - SUB AIDES HS | 2,907.00 | 230.01 | 902.07 | 31.03 | 2,004.93 | 0.00 | 2,004.93 |
| 01 1200 122 002 | SPED - SUB AIDES BE | 6,555.00 | 174.74 | 846.46 | 12.91 | 5,708.54 | 0.00 | 5,708.54 |
| 01 1200 122 003 | SPED - SUB AIDES PC | 5,911.00 | 1,264.89 | 1,941.56 | 32.85 | 3,969.44 | 0.00 | 3,969.44 |
| 01 1200 122 004 | SPED - SUB AIDES HE | 1,896.00 | 1,338.98 | 5,140.92 | 271.15 | (3,244.92) | 0.00 | (3,244.92) |
| 01 1200 122 005 | SPED - SUB AIDES BMS | 1,823.00 | 1,028.13 | 4,269.73 | 234.21 | (2,446.73) | 0.00 | (2,446.73) |
| 01 1200 122 006 | SPED - SUB AIDES AP | 1,916.00 | 1,574.77 | 3,658.07 | 190.92 | (1,742.07) | 0.00 | (1,742.07) |
| 01 1200 122 007 | SPED - SUB AIDES SE | 6,207.00 | 2,052.94 | 5,502.97 | 88.66 | 704.03 | 0.00 | 704.03 |
| 01 1200 122 008 | SPED - SUB AIDES BSMS | 119.00 | 113.52 | 113.52 | 95.39 | 5.48 | 0.00 | 5.48 |
| 01 1200 123 001 | SPED - SUB TEACHERS HS | 26,556.00 | 850.00 | 3,145.00 | 11.84 | 23,411.00 | 0.00 | 23,411.00 |
| 01 1200 123 002 | SPED - SUB TEACHERS BE | 2,129.00 | 340.00 | 680.00 | 31.94 | 1,449.00 | 0.00 | 1,449.00 |
| 01 1200 123 003 | SPED - SUB TEACHERS PC | 20,257.00 | 1,430.62 | 2,359.25 | 11.65 | 17,897.75 | 0.00 | 17,897.75 |
| 01 1200 123 004 | SPED - SUB TEACHERS HE | 9,621.00 | 3,455.00 | 5,325.00 | 55.35 | 4,296.00 | 0.00 | 4,296.00 |
| 01 1200 123 005 | SPED - SUB TEACHERS BMS | 6,705.00 | 285.01 | 1,170.94 | 17.46 | 5,534.06 | 0.00 | 5,534.06 |

Regular; Processing Month 12/2024

| Account Number | Account Description | Revised Budget | Expended During Month | Expenditures to Date | % of Budget | Balance at EOM | P/ O Outstanding | Unencumbered Balance |
|-----------------|-------------------------------------|----------------|-----------------------|----------------------|-------------|----------------|------------------|----------------------|
| 01 1200 123 006 | SPED - SUB TEACHERS AP | 5,141.00 | 295.10 | 2,547.32 | 49.55 | 2,593.68 | 0.00 | 2,593.68 |
| 01 1200 123 007 | SPED - SUB TEACHERS SE | 1,574.00 | 340.00 | 1,020.00 | 64.80 | 554.00 | 0.00 | 554.00 |
| 01 1200 123 008 | SPED - SUB TEACHERS BSMS | 4,629.00 | 595.00 | 2,635.00 | 56.92 | 1,994.00 | 0.00 | 1,994.00 |
| 01 1200 130 000 | SPED - OT SALARIES NON-INSTR DIST | 1,315.00 | 7.80 | 219.33 | 16.68 | 1,095.67 | 0.00 | 1,095.67 |
| 01 1200 132 004 | SPED - OT SALARIES NON-INSTR HE | 25.00 | 0.00 | 0.00 | 0.00 | 25.00 | 0.00 | 25.00 |
| 01 1200 132 006 | SPED - OT SALARIES NON- INSTR AP | 296.00 | 45.01 | 222.23 | 75.08 | 73.77 | 0.00 | 73.77 |
| 01 1200 150 000 | SPED - ADD'L COMP NON-INSTR DIST | 2,326.00 | 24.90 | 99.60 | 4.28 | 2,226.40 | 0.00 | 2,226.40 |
| 01 1200 151 000 | SPED - ADD'L COMP TEACHERS DIST | 1,909.00 | 38.73 | 154.92 | 8.12 | 1,754.08 | 0.00 | 1,754.08 |
| 01 1200 151 001 | SPED - ADD'L COMP TEACHERS HS | 5,123.00 | 92.47 | 397.84 | 7.77 | 4,725.16 | 0.00 | 4,725.16 |
| 01 1200 151 002 | SPED - ADD'L COMP TEACHERS BE | 420.00 | 685.97 | 1,661.89 | 395.69 | (1,241.89) | 0.00 | (1,241.89) |
| 01 1200 151 003 | SPED - ADD'L COMP TEACHERS PC | 5,070.00 | 36.51 | 441.72 | 8.71 | 4,628.28 | 0.00 | 4,628.28 |
| 01 1200 151 004 | SPED - ADD'L COMP TEACHERS HE | 3,080.00 | 50.57 | 943.79 | 30.64 | 2,136.21 | 0.00 | 2,136.21 |
| 01 1200 151 005 | SPED - ADD'L COMP TEACHERS BMS | 3,307.00 | 38.64 | 1,449.29 | 43.82 | 1,857.71 | 0.00 | 1,857.71 |
| 01 1200 151 006 | SPED - ADD'L COMP TEACHERS AP | 3,912.00 | 35.95 | 1,101.35 | 28.15 | 2,810.65 | 0.00 | 2,810.65 |
| 01 1200 151 007 | SPED - ADD'L COMP TEACHERS SE | 1,005.00 | 23.68 | 1,287.74 | 128.13 | (282.74) | 0.00 | (282.74) |
| 01 1200 151 008 | SPED - ADD'L COMP TEACHERS BSMS | 1,687.00 | 53.11 | 212.44 | 12.59 | 1,474.56 | 0.00 | 1,474.56 |
| 01 1200 152 000 | SPED - ADD'L COMP AIDES | 83.00 | 4.70 | 18.80 | 22.65 | 64.20 | 0.00 | 64.20 |
| 01 1200 152 001 | SPED - ADD'L COMP AIDES HS | 168.00 | 22.74 | 76.74 | 45.68 | 91.26 | 0.00 | 91.26 |
| 01 1200 152 002 | SPED - ADD'L COMP AIDES BE | 405.00 | 31.72 | 126.88 | 31.33 | 278.12 | 0.00 | 278.12 |
| 01 1200 152 003 | SPED - ADD'L COMP AIDES PC | 396.00 | 26.26 | 105.04 | 26.53 | 290.96 | 0.00 | 290.96 |
| 01 1200 152 004 | SPED - ADD'L COMP AIDES HE | 336.00 | 45.50 | 168.77 | 50.23 | 167.23 | 0.00 | 167.23 |
| 01 1200 152 005 | SPED - ADD'L COMP AIDES BMS | 162.00 | 8.93 | 35.72 | 22.05 | 126.28 | 0.00 | 126.28 |
| 01 1200 152 006 | SPED - ADD'L COMP AIDES AP | 144.00 | 13.50 | 49.29 | 34.23 | 94.71 | 0.00 | 94.71 |
| 01 1200 152 007 | SPED - ADD'L COMP AIDES SE | 107.00 | 13.27 | 44.26 | 41.36 | 62.74 | 0.00 | 62.74 |
| 01 1200 152 008 | SPED - ADD'L COMP AIDES BSMS | 418.00 | 27.54 | 96.12 | 23.00 | 321.88 | 0.00 | 321.88 |
| 01 1200 210 000 | SPED - GROUP INS NON-INSTR DIST | 41,454.00 | 3,194.70 | 12,778.80 | 30.83 | 28,675.20 | 0.00 | 28,675.20 |
| 01 1200 211 000 | SPED - GROUP INS TEACHERS/PROF DIST | 11,311.00 | 867.66 | 3,470.64 | 30.68 | 7,840.36 | 0.00 | 7,840.36 |
| 01 1200 211 001 | SPED - GROUP INS TEACHERS HS | 100,068.00 | 9,650.41 | 39,759.58 | 39.73 | 60,308.42 | 0.00 | 60,308.42 |
| 01 1200 211 002 | SPED - GROUP INS TEACHERS BE | 41,454.00 | 3,196.80 | 12,787.20 | 30.85 | 28,666.80 | 0.00 | 28,666.80 |
| 01 1200 211 003 | SPED - GROUP INS TEACHERS PC | 53,012.00 | 4,083.58 | 16,334.32 | 30.81 | 36,677.68 | 0.00 | 36,677.68 |
| 01 1200 211 004 | SPED - GROUP INS TEACHERS HE | 70,953.00 | 8,737.66 | 31,795.50 | 44.81 | 39,157.50 | 0.00 | 39,157.50 |
| 01 1200 211 005 | SPED - GROUP INS TEACHERS BMS | 94,404.00 | 8,095.00 | 32,380.00 | 34.30 | 62,024.00 | 0.00 | 62,024.00 |
| 01 1200 211 006 | SPED - GROUP INS TEACHERS AP | 70,747.00 | 6,666.09 | 26,664.36 | 37.69 | 44,082.64 | 0.00 | 44,082.64 |
| 01 1200 211 007 | SPED - GROUP INS TEACHERS SE | 11,311.00 | 867.66 | 3,470.64 | 30.68 | 7,840.36 | 0.00 | 7,840.36 |
| 01 1200 211 008 | SPED - GROUP INS TEACHERS BSMS | 33,807.00 | 4,927.92 | 19,711.68 | 58.31 | 14,095.32 | 0.00 | 14,095.32 |
| 01 1200 212 000 | SPED - GROUP INS INSTR AIDES | 62.00 | 2.10 | 8.40 | 13.55 | 53.60 | 0.00 | 53.60 |
| 01 1200 212 001 | SPED - GROUP INS AIDES HS | 428.00 | 8.48 | 31.58 | 7.38 | 396.42 | 0.00 | 396.42 |
| 01 1200 212 002 | SPED - GROUP INS AIDES BE | 440.00 | 14.70 | 58.80 | 13.36 | 381.20 | 0.00 | 381.20 |
| 01 1200 212 003 | SPED - GROUP INS AIDES PC | 417.00 | 12.60 | 50.40 | 12.09 | 366.60 | 0.00 | 366.60 |
| 01 1200 212 004 | SPED - GROUP INS AIDES HE | 8,682.00 | 664.75 | 2,654.70 | 30.58 | 6,027.30 | 0.00 | 6,027.30 |
| 01 1200 212 005 | SPED - GROUP INS AIDES BMS | 240.00 | 6.30 | 25.20 | 10.50 | 214.80 | 0.00 | 214.80 |
| 01 1200 212 006 | SPED - GROUP INS AIDES AP | 4,391.00 | 335.64 | 1,340.55 | 30.53 | 3,050.45 | 0.00 | 3,050.45 |
| 01 1200 212 007 | SPED - GROUP INS AIDES SE | 169.00 | 6.19 | 22.45 | 13.28 | 146.55 | 0.00 | 146.55 |
| 01 1200 212 008 | SPED - GROUP INS AIDES BSMS | 314.00 | 10.50 | 35.70 | 11.37 | 278.30 | 0.00 | 278.30 |
| 01 1200 220 000 | SPED - SOC SEC NON-INSTR DIST | 11,796.00 | 867.86 | 3,555.21 | 30.14 | 8,240.79 | 0.00 | 8,240.79 |
| 01 1200 221 000 | SPED - SOC SEC TEACHERS DIST | 16,761.00 | 1,349.90 | 5,399.60 | 32.22 | 11,361.40 | 0.00 | 11,361.40 |
| 01 1200 221 001 | SPED - SOC SEC TEACHERS HS | 33,142.00 | 3,252.60 | 13,020.87 | 39.29 | 20,121.13 | 0.00 | 20,121.13 |
| 01 1200 221 002 | SPED - SOC SEC TEACHERS BE | 9,339.00 | 1,114.80 | 4,376.42 | 46.86 | 4,962.58 | 0.00 | 4,962.58 |
| 01 1200 221 003 | SPED - SOC SEC TEACHERS PC | 14,136.00 | 1,281.22 | 5,308.69 | 37.55 | 8,827.31 | 0.00 | 8,827.31 |
| 01 1200 221 004 | SPED - SOC SEC TEACHERS HE | 15,102.00 | 1,739.31 | 7,030.25 | 46.55 | 8,071.75 | 0.00 | 8,071.75 |
| 01 1200 221 005 | SPED - SOC SEC TEACHERS BMS | 18,508.00 | 1,329.79 | 5,418.17 | 29.27 | 13,089.83 | 0.00 | 13,089.83 |
| 01 1200 221 006 | SPED - SOC SEC TEACHERS AP | 14,859.00 | 1,189.35 | 4,830.63 | 32.51 | 10,028.37 | 0.00 | 10,028.37 |
| 01 1200 221 007 | SPED - SOC SEC TEACHERS SE | 9,163.00 | 744.98 | 3,071.19 | 33.52 | 6,091.81 | 0.00 | 6,091.81 |
| 01 1200 221 008 | SPED - SOC SEC TEACHERS BSMS | 18,486.00 | 1,821.88 | 7,287.53 | 39.42 | 11,198.47 | 0.00 | 11,198.47 |
| 01 1200 222 000 | SPED - SOC SEC INSTR AIDES | 1,456.00 | 156.09 | 634.68 | 43.59 | 821.32 | 0.00 | 821.32 |

| Account Number | Account Description | Revised Budget | Expended During Month | Expenditures to Date | % of Budget | Balance at EOM | P/ O Outstanding | Unencumbered Balance |
|-----------------|----------------------------------------------|----------------|-----------------------|----------------------|-------------|----------------|------------------|----------------------|
| 01 1200 735 008 | SPED - SOFTWARE BSMS | 1,000.00 | 0.00 | 0.00 | 0.00 | 1,000.00 | 0.00 | 1,000.00 |
| 01 1200 810 000 | SPED - DUES & FEES DIST | 8,500.00 | 0.00 | 2,720.00 | 63.47 | 5,780.00 | 2,675.00 | 3,105.00 |
| 01 1200 810 001 | SPED - DUES & FEES HS | 500.00 | 0.00 | 0.00 | 0.00 | 500.00 | 0.00 | 500.00 |
| 01 1200 810 002 | SPED - DUES & FEES BE | 500.00 | 0.00 | 0.00 | 0.00 | 500.00 | 0.00 | 500.00 |
| 01 1200 810 003 | SPED - DUES & FEES PC | 500.00 | 0.00 | 70.00 | 14.00 | 430.00 | 0.00 | 430.00 |
| 01 1200 810 004 | SPED - DUES & FEES HE | 500.00 | 0.00 | 0.00 | 0.00 | 500.00 | 0.00 | 500.00 |
| 01 1200 810 005 | SPED - DUES & FEES BMS | 500.00 | 0.00 | 0.00 | 0.00 | 500.00 | 0.00 | 500.00 |
| 01 1200 810 006 | SPED - DUES & FEES AP | 1,000.00 | 0.00 | 120.00 | 29.50 | 880.00 | 175.00 | 705.00 |
| 01 1200 810 007 | SPED - DUES & FEES SE | 500.00 | 0.00 | 70.00 | 14.00 | 430.00 | 0.00 | 430.00 |
| 01 1200 810 008 | SPED - DUES & FEES BSMS | 500.00 | 0.00 | 70.00 | 14.00 | 430.00 | 0.00 | 430.00 |
| 01 1200 890 000 | SPED - OTHER MISC DIST | 100.00 | 0.00 | 0.00 | 60.00 | 100.00 | 60.00 | 40.00 |
| 01 1200 890 001 | SPED - OTHER MISC HS | 0.00 | 0.00 | 0.00 | 0.00 | 0.00 | 0.00 | 0.00 |
| 01 1200 890 002 | SPED - OTHER MISC BE | 0.00 | 0.00 | 0.00 | 0.00 | 0.00 | 0.00 | 0.00 |
| 01 1200 890 003 | SPED - OTHER MISC PC | 0.00 | 0.00 | 0.00 | 0.00 | 0.00 | 0.00 | 0.00 |
| 01 1200 890 004 | SPED - OTHER MISC HE | 0.00 | 0.00 | 0.00 | 0.00 | 0.00 | 0.00 | 0.00 |
| 01 1200 890 005 | SPED - OTHER MISC BMS | 100.00 | 0.00 | 0.00 | 0.00 | 100.00 | 0.00 | 100.00 |
| 01 1200 890 006 | SPED - OTHER MISC AP | 0.00 | 0.00 | 0.00 | 0.00 | 0.00 | 0.00 | 0.00 |
| 01 1200 890 007 | SPED - OTHER MISC SE | 0.00 | 0.00 | 0.00 | 0.00 | 0.00 | 0.00 | 0.00 |
| 01 1200 890 008 | SPED - OTHER MISC BSMS | 150.00 | 0.00 | 129.98 | 86.65 | 20.02 | 0.00 | 20.02 |
| 1200 | SPECIAL EDUCATION INSTRUCTIONAL PROGRAMS | 5,265,315.00 | 463,018.12 | 1,854,103.68 | 35.36 | 3,411,211.32 | 7,593.57 | 3,403,617.75 |
| 1291 | Special Education Instructional Programs 3-5 | | | | | | | |
| 01 1291 111 006 | SPED 3-5 - SALARIES TEACHERS | 0.00 | 0.00 | 0.00 | 0.00 | 0.00 | 0.00 | 0.00 |
| 01 1291 112 006 | SPED 3-5 - SALARIES INSTR AIDES | 131,004.00 | 7,902.50 | 34,731.19 | 26.51 | 96,272.81 | 0.00 | 96,272.81 |
| 01 1291 122 006 | SPED 3-5 - SUBS AIDES/ASST AP | 0.00 | 0.00 | 817.74 | 0.00 | (817.74) | 0.00 | (817.74) |
| 01 1291 123 006 | SPED 3-5 - SUB TEACHERS AP | 0.00 | 0.00 | 0.00 | 0.00 | 0.00 | 0.00 | 0.00 |
| 01 1291 151 006 | SPED 3-5 - ADD'L COMP TEACHERS AP | 0.00 | 0.00 | 0.00 | 0.00 | 0.00 | 0.00 | 0.00 |
| 01 1291 211 006 | SPED 3-5 - GROUP INS TEACHERS | 0.00 | 0.00 | 0.00 | 0.00 | 0.00 | 0.00 | 0.00 |
| 01 1291 212 006 | SPED 3-5 - GROUP INS INSTR AIDES | 432.00 | 8.40 | 35.80 | 8.29 | 396.20 | 0.00 | 396.20 |
| 01 1291 221 006 | SPED 3-5 - SOC SEC TEACHERS | 323.00 | 0.00 | 0.00 | 0.00 | 323.00 | 0.00 | 323.00 |
| 01 1291 222 006 | SPED 3-5 - SOC SEC INSTR AIDES | 10,203.00 | 603.60 | 2,715.76 | 26.62 | 7,487.24 | 0.00 | 7,487.24 |
| 01 1291 223 006 | SPED 3-5 - SOC SEC SUB TEACHERS AP | 0.00 | 0.00 | 0.00 | 0.00 | 0.00 | 0.00 | 0.00 |
| 01 1291 231 006 | SPED 3-5 - RETIREMENT TEACHERS | 305.00 | 0.00 | 0.00 | 0.00 | 305.00 | 0.00 | 305.00 |
| 01 1291 232 006 | SPED 3-5 - RETIREMENT INSTR AIDES | 9,657.00 | 580.84 | 2,552.74 | 26.43 | 7,104.26 | 0.00 | 7,104.26 |
| 01 1291 233 006 | SPED 3-5 - RETIREMENT SUB TEACHERS AP | 0.00 | 0.00 | 0.00 | 0.00 | 0.00 | 0.00 | 0.00 |
| 01 1291 237 006 | SPED 3-5 - INCR RET CONTR | 3,426.00 | 199.76 | 877.94 | 25.63 | 2,548.06 | 0.00 | 2,548.06 |
| 01 1291 281 006 | SPED 3-5 - HEALTH BEN TEACHERS | 0.00 | 0.00 | 0.00 | 0.00 | 0.00 | 0.00 | 0.00 |
| 01 1291 320 006 | SPED 3-5 - PROF EDUCATIONAL SERVICES | 60,000.00 | 6,384.07 | 6,474.07 | 10.79 | 53,525.93 | 0.00 | 53,525.93 |
| 01 1291 334 000 | SPED 3-5 - MILEAGE TO PARENTS | 5,500.00 | 0.00 | 0.00 | 0.00 | 5,500.00 | 0.00 | 5,500.00 |
| 01 1291 590 000 | SPED 3-5 - PURCHASED SERVICES | 0.00 | 3,931.49 | 7,862.98 | 0.00 | (7,862.98) | 0.00 | (7,862.98) |
| 01 1291 610 006 | SPED 3-5 - SUPPLIES | 70,000.00 | 108.82 | 7,997.16 | 12.23 | 62,002.84 | 565.04 | 61,437.80 |
| 01 1291 733 006 | SPED 3-5 - FURN & EQUIP | 0.00 | 0.00 | 0.00 | 0.00 | 0.00 | 0.00 | 0.00 |
| 01 1291 810 006 | SPED 3-5 - DUES & FEES | 1,000.00 | 0.00 | 0.00 | 0.00 | 1,000.00 | 0.00 | 1,000.00 |
| 1291 | Special Education Instructional Programs 3-5 | 291,850.00 | 19,719.48 | 64,065.38 | 22.15 | 227,784.62 | 565.04 | 227,219.58 |
| 1292 | SPECIAL EDUCATION INSTRUCTIONAL PROGRAM | | | | | | | |
| 01 1292 111 006 | SPED 0-2 - SALARIES TEACHERS AP | 90,189.00 | 0.00 | 0.00 | 0.00 | 90,189.00 | 0.00 | 90,189.00 |
| 01 1292 151 006 | SPED 0-2 - ADD'L COMP TEACHERS AP | 360.00 | 0.00 | 0.00 | 0.00 | 360.00 | 0.00 | 360.00 |
| 01 1292 211 006 | SPED 0-2 - GROUP INS TEACHERS/PROF AP | 62.00 | 0.00 | 0.00 | 0.00 | 62.00 | 0.00 | 62.00 |
| 01 1292 221 006 | SPED 0-2 - SOC SEC TEACHERS/PROF AP | 7,539.00 | 36.34 | 145.36 | 1.93 | 7,393.64 | 0.00 | 7,393.64 |
| 01 1292 231 006 | SPED 0-2 - RETIREMENT TEACHERS/PROF AP | 6,657.00 | 0.00 | 0.00 | 0.00 | 6,657.00 | 0.00 | 6,657.00 |
| 01 1292 237 006 | SPED 0-2 - INCR RET CONTR AP | 0.00 | 0.00 | 0.00 | 0.00 | 0.00 | 0.00 | 0.00 |
| 01 1292 281 006 | SPED 0-2 - HEALTH BEN TEACHERS/PROF AP | 6,002.00 | 475.00 | 1,900.00 | 31.66 | 4,102.00 | 0.00 | 4,102.00 |
| 01 1292 580 000 | SPED 0-2 - TRAVEL & MILEAGE | 2,000.00 | 88.11 | 362.48 | 18.12 | 1,637.52 | 0.00 | 1,637.52 |
| 01 1292 590 000 | SPED 0-2 - PURCHASED SERVICES | 0.00 | 3,931.49 | 7,862.98 | 0.00 | (7,862.98) | 0.00 | (7,862.98) |
| 01 1292 610 006 | SPED 0-2 - SUPPLIES | 1,000.00 | 0.00 | 325.72 | 32.57 | 674.28 | 0.00 | 674.28 |

| Account Number | Account Description | Revised Budget | Expended During Month | Expenditures to Date | % of Budget | Balance at EOM | P/ O Outstanding | Unencumbered Balance |
|-----------------|-----------------------------------------|----------------|-----------------------|----------------------|-------------|----------------|------------------|----------------------|
| 01 1292 650 006 | SPED 0-2 - SUPPLIES-TECHN RELATED | 1,000.00 | 0.00 | 0.00 | 0.00 | 1,000.00 | 0.00 | 1,000.00 |
| 1292 | SPECIAL EDUCATION INSTRUCTIONAL PROGRAM | 114,809.00 | 4,530.94 | 10,596.54 | 9.23 | 104,212.46 | 0.00 | 104,212.46 |
| 1300 | SUMMER SCHOOL | | | | | | | |
| 01 1300 111 001 | SUMM SCHOOL - SALARIES TEACHERS HS | 24,876.00 | 0.00 | 0.00 | 0.00 | 24,876.00 | 0.00 | 24,876.00 |
| 01 1300 111 002 | SUMM SCHOOL - SALARIES TEACHERS BE | 0.00 | 0.00 | 0.00 | 0.00 | 0.00 | 0.00 | 0.00 |
| 01 1300 111 003 | SUMM SCHOOL - SALARIES TEACHERS PC | 50,391.00 | 0.00 | 0.00 | 0.00 | 50,391.00 | 0.00 | 50,391.00 |
| 01 1300 111 004 | SUMM SCHOOL - SALARIES TEACHERS HE | 39,110.00 | 0.00 | 0.00 | 0.00 | 39,110.00 | 0.00 | 39,110.00 |
| 01 1300 111 005 | SUMM SCHOOL - SALARIES TEACHERS BMS | 18,142.00 | 0.00 | 0.00 | 0.00 | 18,142.00 | 0.00 | 18,142.00 |
| 01 1300 111 006 | SUMM SCHOOL - SALARIES TEACHERS AP | 0.00 | 0.00 | 0.00 | 0.00 | 0.00 | 0.00 | 0.00 |
| 01 1300 111 007 | SUMM SCHOOL - SALARIES TEACHERS SE | 0.00 | 0.00 | 0.00 | 0.00 | 0.00 | 0.00 | 0.00 |
| 01 1300 111 008 | SUMM SCHOOL - SALARIES TEACHERS BSMS | 0.00 | 0.00 | 0.00 | 0.00 | 0.00 | 0.00 | 0.00 |
| 01 1300 112 001 | SUMM SCHOOL - SALARIES INSTR AIDES HS | 1,778.00 | 0.00 | 0.00 | 0.00 | 1,778.00 | 0.00 | 1,778.00 |
| 01 1300 112 002 | SUMM SCHOOL - SALARIES INSTR AIDES BE | 0.00 | 0.00 | 0.00 | 0.00 | 0.00 | 0.00 | 0.00 |
| 01 1300 112 003 | SUMM SCHOOL - SALARIES INSTR AIDES PC | 8,127.00 | 0.00 | 0.00 | 0.00 | 8,127.00 | 0.00 | 8,127.00 |
| 01 1300 112 004 | SUMM SCHOOL - SALARIES INSTR AIDES HE | 5,365.00 | 0.00 | 0.00 | 0.00 | 5,365.00 | 0.00 | 5,365.00 |
| 01 1300 112 005 | SUMM SCHOOL - SALARIES INSTR AIDES BMS | 0.00 | 0.00 | 0.00 | 0.00 | 0.00 | 0.00 | 0.00 |
| 01 1300 112 006 | SUMM SCHOOL - SALARIES INSTR AIDES AP | 836.00 | 0.00 | 0.00 | 0.00 | 836.00 | 0.00 | 836.00 |
| 01 1300 112 007 | SUMM SCHOOL - SALARIES INSTR AIDES SE | 0.00 | 0.00 | 0.00 | 0.00 | 0.00 | 0.00 | 0.00 |
| 01 1300 112 008 | SUMM SCHOOL - SALARIES INSTR AIDES BSMS | 0.00 | 0.00 | 0.00 | 0.00 | 0.00 | 0.00 | 0.00 |
| 01 1300 221 001 | SUMM SCHOOL - SOC SEC TEACHERS HS | 1,939.00 | 0.00 | 0.00 | 0.00 | 1,939.00 | 0.00 | 1,939.00 |
| 01 1300 221 002 | SUMM SCHOOL - SOC SEC TEACHERS BE | 0.00 | 0.00 | 0.00 | 0.00 | 0.00 | 0.00 | 0.00 |
| 01 1300 221 003 | SUMM SCHOOL - SOC SEC TEACHERS PC | 3,929.00 | 0.00 | 0.00 | 0.00 | 3,929.00 | 0.00 | 3,929.00 |
| 01 1300 221 004 | SUMM SCHOOL - SOC SEC TEACHERS HE | 3,049.00 | 0.00 | 0.00 | 0.00 | 3,049.00 | 0.00 | 3,049.00 |
| 01 1300 221 005 | SUMM SCHOOL - SOC SEC TEACHERS BMS | 1,414.00 | 0.00 | 0.00 | 0.00 | 1,414.00 | 0.00 | 1,414.00 |
| 01 1300 221 006 | SUMM SCHOOL - SOC SEC TEACHERS AP | 0.00 | 0.00 | 0.00 | 0.00 | 0.00 | 0.00 | 0.00 |
| 01 1300 221 007 | SUMM SCHOOL - SOC SEC TEACHERS SE | 0.00 | 0.00 | 0.00 | 0.00 | 0.00 | 0.00 | 0.00 |
| 01 1300 221 008 | SUMM SCHOOL - SOC SEC TEACHERS BSMS | 0.00 | 0.00 | 0.00 | 0.00 | 0.00 | 0.00 | 0.00 |
| 01 1300 222 001 | SUMM SCHOOL - SOC SEC AIDES HS | 138.00 | 0.00 | 0.00 | 0.00 | 138.00 | 0.00 | 138.00 |
| 01 1300 222 002 | SUMM SCHOOL - SOC SEC AIDES BE | 0.00 | 0.00 | 0.00 | 0.00 | 0.00 | 0.00 | 0.00 |
| 01 1300 222 003 | SUMM SCHOOL - SOC SEC AIDES PC | 633.00 | 0.00 | 0.00 | 0.00 | 633.00 | 0.00 | 633.00 |
| 01 1300 222 004 | SUMM SCHOOL - SOC SEC AIDES HE | 418.00 | 0.00 | 0.00 | 0.00 | 418.00 | 0.00 | 418.00 |
| 01 1300 222 005 | SUMM SCHOOL - SOC SEC AIDES BMS | 0.00 | 0.00 | 0.00 | 0.00 | 0.00 | 0.00 | 0.00 |
| 01 1300 222 006 | SUMM SCHOOL - SOC SEC AIDES AP | 65.00 | 0.00 | 0.00 | 0.00 | 65.00 | 0.00 | 65.00 |
| 01 1300 222 007 | SUMM SCHOOL - SOC SEC AIDES SE | 0.00 | 0.00 | 0.00 | 0.00 | 0.00 | 0.00 | 0.00 |
| 01 1300 222 008 | SUMM SCHOOL - SOC SEC AIDES BSMS | 0.00 | 0.00 | 0.00 | 0.00 | 0.00 | 0.00 | 0.00 |
| 01 1300 231 001 | SUMM SCHOOL - RETIREMENT TEACHERS HS | 1,759.00 | 0.00 | 0.00 | 0.00 | 1,759.00 | 0.00 | 1,759.00 |
| 01 1300 231 002 | SUMM SCHOOL - RETIREMENT TEACHERS BE | 0.00 | 0.00 | 0.00 | 0.00 | 0.00 | 0.00 | 0.00 |
| 01 1300 231 003 | SUMM SCHOOL - RETIREMENT TEACHERS PC | 3,356.00 | 0.00 | 0.00 | 0.00 | 3,356.00 | 0.00 | 3,356.00 |
| 01 1300 231 004 | SUMM SCHOOL - RETIREMENT TEACHERS HE | 2,883.00 | 0.00 | 0.00 | 0.00 | 2,883.00 | 0.00 | 2,883.00 |
| 01 1300 231 005 | SUMM SCHOOL - RETIREMENT TEACHERS BMS | 1,306.00 | 0.00 | 0.00 | 0.00 | 1,306.00 | 0.00 | 1,306.00 |
| 01 1300 231 006 | SUMM SCHOOL - RETIREMENT TEACHERS AP | 0.00 | 0.00 | 0.00 | 0.00 | 0.00 | 0.00 | 0.00 |
| 01 1300 231 007 | SUMM SCHOOL - RETIREMENT TEACHERS SE | 0.00 | 0.00 | 0.00 | 0.00 | 0.00 | 0.00 | 0.00 |
| 01 1300 231 008 | SUMM SCHOOL - RETIREMENT TEACHERS BSMS | 0.00 | 0.00 | 0.00 | 0.00 | 0.00 | 0.00 | 0.00 |
| 01 1300 232 001 | SUMM SCHOOL - RETIREMENT AIDES HS | 131.00 | 0.00 | 0.00 | 0.00 | 131.00 | 0.00 | 131.00 |
| 01 1300 232 002 | SUMM SCHOOL - RETIREMENT AIDES BE | 0.00 | 0.00 | 0.00 | 0.00 | 0.00 | 0.00 | 0.00 |
| 01 1300 232 003 | SUMM SCHOOL - RETIREMENT AIDES PC | 599.00 | 0.00 | 0.00 | 0.00 | 599.00 | 0.00 | 599.00 |
| 01 1300 232 004 | SUMM SCHOOL - RETIREMENT AIDES HE | 395.00 | 0.00 | 0.00 | 0.00 | 395.00 | 0.00 | 395.00 |
| 01 1300 232 005 | SUMM SCHOOL - RETIREMENT AIDES BMS | 0.00 | 0.00 | 0.00 | 0.00 | 0.00 | 0.00 | 0.00 |
| 01 1300 232 006 | SUMM SCHOOL - RETIREMENT AIDES AP | 0.00 | 0.00 | 0.00 | 0.00 | 0.00 | 0.00 | 0.00 |
| 01 1300 232 007 | SUMM SCHOOL - RETIREMENT AIDES SE | 0.00 | 0.00 | 0.00 | 0.00 | 0.00 | 0.00 | 0.00 |
| 01 1300 232 008 | SUMM SCHOOL - RETIREMENT AIDES BSMS | 0.00 | 0.00 | 0.00 | 0.00 | 0.00 | 0.00 | 0.00 |
| 01 1300 237 001 | SUMM SCHOOL - INCR RET CONTR HS | 650.00 | 0.00 | 0.00 | 0.00 | 650.00 | 0.00 | 650.00 |
| 01 1300 237 002 | SUMM SCHOOL - INCR RET CONTR BE | 0.00 | 0.00 | 0.00 | 0.00 | 0.00 | 0.00 | 0.00 |
| 01 1300 237 003 | SUMM SCHOOL - INCR RET CONTR PC | 1,360.00 | 0.00 | 0.00 | 0.00 | 1,360.00 | 0.00 | 1,360.00 |
| 01 1300 237 004 | SUMM SCHOOL - INCR RET CONTR HE | 1,127.00 | 0.00 | 0.00 | 0.00 | 1,127.00 | 0.00 | 1,127.00 |

| Account Number | Account Description | Revised Budget | Expended During Month | Expenditures to Date | % of Budget | Balance at EOM | P/ O Outstanding | Unencumbered Balance |
|---------------------|-----------------------------------------|----------------|-----------------------|----------------------|-------------|----------------|------------------|----------------------|
| 01 2120 580 008 | GUIDANCE - TRAVEL & MILEAGE BSMS | 0.00 | 0.00 | 0.00 | 0.00 | 0.00 | 0.00 | 0.00 |
| 01 2120 590 001 | GUIDANCE - PURCHASED SERVICES HS | 40,000.00 | 2,275.00 | 7,598.83 | 19.00 | 32,401.17 | 0.00 | 32,401.17 |
| 01 2120 590 002 | GUIDANCE - PURCHASED SERVICES BE | 20,000.00 | 1,050.00 | 6,080.50 | 30.40 | 13,919.50 | 0.00 | 13,919.50 |
| 01 2120 590 003 | GUIDANCE - PURCHASED SERVICES PC | 15,000.00 | 805.00 | 5,790.51 | 38.60 | 9,209.49 | 0.00 | 9,209.49 |
| 01 2120 590 004 | GUIDANCE - PURCHASED SERVICES HE | 15,000.00 | 805.00 | 5,230.51 | 34.87 | 9,769.49 | 0.00 | 9,769.49 |
| 01 2120 590 005 | GUIDANCE - PURCHASED SERVICES BMS | 15,000.00 | 959.00 | 5,477.84 | 36.52 | 9,522.16 | 0.00 | 9,522.16 |
| 01 2120 590 006 | GUIDANCE - PURCHASED SERVICES AP | 15,000.00 | 1,435.00 | 6,438.01 | 42.92 | 8,561.99 | 0.00 | 8,561.99 |
| 01 2120 590 007 | GUIDANCE - PURCHASED SERVICES SE | 15,000.00 | 1,225.00 | 6,443.85 | 42.96 | 8,556.15 | 0.00 | 8,556.15 |
| 01 2120 590 008 | GUIDANCE - PURCHASED SERVICES BSMS | 15,000.00 | 400.00 | 4,245.51 | 28.30 | 10,754.49 | 0.00 | 10,754.49 |
| 01 2120 610 001 | GUIDANCE - SUPPLIES HS | 2,000.00 | 0.00 | 0.00 | 0.00 | 2,000.00 | 0.00 | 2,000.00 |
| 01 2120 610 001 611 | GUIDANCE - TESTING SUPPLIES SUPPLIES HS | 10,000.00 | 0.00 | 0.00 | 0.00 | 10,000.00 | 0.00 | 10,000.00 |
| 01 2120 610 002 | GUIDANCE - SUPPLIES BE | 2,000.00 | 0.00 | 0.00 | 0.00 | 2,000.00 | 0.00 | 2,000.00 |
| 01 2120 610 002 611 | GUIDANCE - TESTING SUPPLIES BE | 0.00 | 0.00 | 0.00 | 0.00 | 0.00 | 0.00 | 0.00 |
| 01 2120 610 003 | GUIDANCE - SUPPLIES PC | 2,000.00 | 0.00 | 353.11 | 17.66 | 1,646.89 | 0.00 | 1,646.89 |
| 01 2120 610 003 611 | GUIDANCE - TESTING SUPPLIES PC | 0.00 | 0.00 | 0.00 | 0.00 | 0.00 | 0.00 | 0.00 |
| 01 2120 610 004 | GUIDANCE - SUPPLIES HE | 2,000.00 | 0.00 | 380.38 | 19.02 | 1,619.62 | 0.00 | 1,619.62 |
| 01 2120 610 004 611 | GUIDANCE - TESTING SUPPLIES HE | 0.00 | 0.00 | 0.00 | 0.00 | 0.00 | 0.00 | 0.00 |
| 01 2120 610 005 | GUIDANCE - SUPPLIES BMS | 2,000.00 | 100.94 | 530.67 | 26.53 | 1,469.33 | 0.00 | 1,469.33 |
| 01 2120 610 005 611 | GUIDANCE - TESTING SUPPLIES BMS | 0.00 | 0.00 | 0.00 | 0.00 | 0.00 | 0.00 | 0.00 |
| 01 2120 610 006 | GUIDANCE - SUPPLIES AP | 2,000.00 | 0.00 | 99.74 | 4.99 | 1,900.26 | 0.00 | 1,900.26 |
| 01 2120 610 006 611 | GUIDANCE - TESTING SUPPLIES AP | 0.00 | 0.00 | 0.00 | 0.00 | 0.00 | 0.00 | 0.00 |
| 01 2120 610 007 | GUIDANCE - SUPPLIES SE | 2,000.00 | 70.89 | 166.18 | 8.98 | 1,833.82 | 13.50 | 1,820.32 |
| 01 2120 610 007 611 | GUIDANCE - TESTING SUPPLIES SE | 0.00 | 0.00 | 0.00 | 0.00 | 0.00 | 0.00 | 0.00 |
| 01 2120 610 008 | GUIDANCE - SUPPLIES BSMS | 2,000.00 | 2,734.83 | 4,552.50 | 229.97 | (2,552.50) | 46.97 | (2,599.47) |
| 01 2120 610 008 611 | GUIDANCE - TESTING SUPPLIES BSMS | 0.00 | 0.00 | 0.00 | 0.00 | 0.00 | 0.00 | 0.00 |
| 01 2120 733 001 | GUIDANCE - FURN & EQUIP HS | 0.00 | 0.00 | 0.00 | 0.00 | 0.00 | 0.00 | 0.00 |
| 01 2120 733 002 | GUIDANCE - FURN & EQUIP BE | 0.00 | 0.00 | 0.00 | 0.00 | 0.00 | 0.00 | 0.00 |
| 01 2120 733 003 | GUIDANCE - FURN & EQUIP PC | 0.00 | 0.00 | 0.00 | 0.00 | 0.00 | 0.00 | 0.00 |
| 01 2120 733 004 | GUIDANCE - FURN & EQUIP HE | 0.00 | 0.00 | 0.00 | 0.00 | 0.00 | 0.00 | 0.00 |
| 01 2120 733 005 | GUIDANCE - FURN & EQUIP BMS | 0.00 | 0.00 | 0.00 | 0.00 | 0.00 | 0.00 | 0.00 |
| 01 2120 733 006 | GUIDANCE - FURN & EQUIP AP | 0.00 | 0.00 | 0.00 | 0.00 | 0.00 | 0.00 | 0.00 |
| 01 2120 733 007 | GUIDANCE - FURN & EQUIP SE | 0.00 | 0.00 | 0.00 | 0.00 | 0.00 | 0.00 | 0.00 |
| 01 2120 733 008 | GUIDANCE - FURN & EQUIP BSMS | 0.00 | 0.00 | 54.00 | 0.00 | (54.00) | 0.00 | (54.00) |
| 01 2120 734 001 | GUIDANCE - HARDWARE HS | 0.00 | 0.00 | 0.00 | 0.00 | 0.00 | 0.00 | 0.00 |
| 01 2120 734 005 | GUIDANCE - HARDWARE BMS | 0.00 | 0.00 | 0.00 | 0.00 | 0.00 | 0.00 | 0.00 |
| 01 2120 810 001 | GUIDANCE - DUES & FEES HS | 2,500.00 | 0.00 | 3,200.00 | 128.00 | (700.00) | 0.00 | (700.00) |
| 01 2120 810 002 | GUIDANCE - DUES & FEES BE | 250.00 | 0.00 | 344.00 | 137.60 | (94.00) | 0.00 | (94.00) |
| 01 2120 810 003 | GUIDANCE - DUES & FEES PC | 250.00 | 0.00 | 210.00 | 84.00 | 40.00 | 0.00 | 40.00 |
| 01 2120 810 004 | GUIDANCE - DUES & FEES HE | 250.00 | 0.00 | 164.00 | 65.60 | 86.00 | 0.00 | 86.00 |
| 01 2120 810 005 | GUIDANCE - DUES & FEES BMS | 250.00 | 0.00 | 0.00 | 0.00 | 250.00 | 0.00 | 250.00 |
| 01 2120 810 006 | GUIDANCE - DUES & FEES AP | 250.00 | 0.00 | 129.00 | 51.60 | 121.00 | 0.00 | 121.00 |
| 01 2120 810 007 | GUIDANCE - DUES & FEES SE | 250.00 | 0.00 | 339.00 | 135.60 | (89.00) | 0.00 | (89.00) |
| 01 2120 810 008 | GUIDANCE - DUES & FEES BSMS | 250.00 | 0.00 | 0.00 | 0.00 | 250.00 | 0.00 | 250.00 |
| 01 2120 890 005 | GUIDANCE - OTHER MISC BMS | 1,500.00 | 0.00 | 128.60 | 8.57 | 1,371.40 | 0.00 | 1,371.40 |
| 01 2120 890 008 | GUIDANCE - OTHER MISC BSMS | 0.00 | 0.00 | 29.99 | 0.00 | (29.99) | 0.00 | (29.99) |
| 2120 | GUIDANCE SERVICES | 1,542,331.00 | 116,554.73 | 482,010.25 | 31.26 | 1,060,320.75 | 60.47 | 1,060,260.28 |
| 2130 | HEALTH SERVICES | | | | | | | |
| 01 2130 110 002 | HEALTH SERV - SALARIES NON-INSTR BE | 21,421.00 | 2,198.53 | 9,053.63 | 42.27 | 12,367.37 | 0.00 | 12,367.37 |
| 01 2130 110 003 | HEALTH SERV - SALARIES NON-INSTR PC | 0.00 | 0.00 | 0.00 | 0.00 | 0.00 | 0.00 | 0.00 |
| 01 2130 110 004 | HEALTH SERV - SALARIES NON-INSTR HE | 22,699.00 | 1,947.28 | 8,794.51 | 38.74 | 13,904.49 | 0.00 | 13,904.49 |
| 01 2130 110 006 | HEALTH SERV - SALARIES NON-INSTR AP | 381.00 | 0.00 | 0.00 | 0.00 | 381.00 | 0.00 | 381.00 |
| 01 2130 110 007 | HEALTH SERV - SALARIES NON-INSTR SE | 23,136.00 | 2,198.16 | 9,433.41 | 40.77 | 13,702.59 | 0.00 | 13,702.59 |
| 01 2130 130 003 | HEALTH SERV - OT SALARIES NON-INSTR PC | 0.00 | 0.00 | 0.00 | 0.00 | 0.00 | 0.00 | 0.00 |
| 01 2130 130 006 | HEALTH SERV - OT SALARIES NON-INSTR AP | 0.00 | 0.00 | 0.00 | 0.00 | 0.00 | 0.00 | 0.00 |
| 01 2130 130 007 | HEALTH SERV - OT SALARIES NON-INSTR SE | 40.00 | 0.00 | 0.00 | 0.00 | 40.00 | 0.00 | 40.00 |

| Account Number | Account Description | Revised Budget | Expended During Month | Expenditures to Date | % of Budget | Balance at EOM | P/ O Outstanding | Unencumbered Balance |
|-----------------|-----------------------------------------|----------------|-----------------------|----------------------|-------------|----------------|------------------|----------------------|
| 01 2130 150 002 | HEALTH SERV - ADD'L COMP NON-INSTR BE | 55.00 | 4.43 | 17.72 | 32.22 | 37.28 | 0.00 | 37.28 |
| 01 2130 150 003 | HEALTH SERV - ADD'L COMP NON-INSTR PC | 0.00 | 0.00 | 0.00 | 0.00 | 0.00 | 0.00 | 0.00 |
| 01 2130 150 004 | HEALTH SERV - ADD'L COMP NON-INSTR HE | 57.00 | 4.62 | 18.48 | 32.42 | 38.52 | 0.00 | 38.52 |
| 01 2130 150 006 | HEALTH SERV - ADD'L COMP NON-INSTR AP | 56.00 | 4.56 | 18.24 | 32.57 | 37.76 | 0.00 | 37.76 |
| 01 2130 150 007 | HEALTH SERV - ADD'L COMP NON-INSTR SE | 56.00 | 4.49 | 17.96 | 32.07 | 38.04 | 0.00 | 38.04 |
| 01 2130 210 002 | HEALTH SERV - GROUP INS NON-INSTR BE | 62.00 | 2.10 | 8.40 | 13.55 | 53.60 | 0.00 | 53.60 |
| 01 2130 210 003 | HEALTH SERV - GROUP INS NON-INSTR PC | 0.00 | 0.00 | 0.00 | 0.00 | 0.00 | 0.00 | 0.00 |
| 01 2130 210 004 | HEALTH SERV - GROUP INS NON-INSTR HE | 62.00 | 2.10 | 8.40 | 13.55 | 53.60 | 0.00 | 53.60 |
| 01 2130 210 006 | HEALTH SERV - GROUP INS NON-INSTR AP | 0.00 | 0.00 | 0.00 | 0.00 | 0.00 | 0.00 | 0.00 |
| 01 2130 210 007 | HEALTH SERV - GROUP INS NON-INSTR SE | 62.00 | 2.10 | 8.40 | 13.55 | 53.60 | 0.00 | 53.60 |
| 01 2130 220 002 | HEALTH SERV - SOC SEC NON-INSTR BE | 1,667.00 | 168.52 | 693.96 | 41.63 | 973.04 | 0.00 | 973.04 |
| 01 2130 220 003 | HEALTH SERV - SOC SEC NON-INSTR PC | 0.00 | 0.00 | 0.00 | 0.00 | 0.00 | 0.00 | 0.00 |
| 01 2130 220 004 | HEALTH SERV - SOC SEC NON-INSTR HE | 1,774.00 | 149.32 | 674.19 | 38.00 | 1,099.81 | 0.00 | 1,099.81 |
| 01 2130 220 006 | HEALTH SERV - SOC SEC NON-INSTR AP | 34.00 | 0.35 | 1.40 | 4.12 | 32.60 | 0.00 | 32.60 |
| 01 2130 220 007 | HEALTH SERV - SOC SEC NON-INSTR SE | 1,811.00 | 168.50 | 723.03 | 39.92 | 1,087.97 | 0.00 | 1,087.97 |
| 01 2130 230 002 | HEALTH SERV - RETIREMENT NON-INSTR BE | 1,579.00 | 161.59 | 665.44 | 42.14 | 913.56 | 0.00 | 913.56 |
| 01 2130 230 003 | HEALTH SERV - RETIREMENT NON-INSTR PC | 0.00 | 0.00 | 0.00 | 0.00 | 0.00 | 0.00 | 0.00 |
| 01 2130 230 004 | HEALTH SERV - RETIREMENT NON-INSTR HE | 1,673.00 | 143.13 | 646.40 | 38.64 | 1,026.60 | 0.00 | 1,026.60 |
| 01 2130 230 006 | HEALTH SERV - RETIREMENT NON-INSTR AP | 28.00 | 0.00 | 0.00 | 0.00 | 28.00 | 0.00 | 28.00 |
| 01 2130 230 007 | HEALTH SERV - RETIREMENT NON-INSTR SE | 1,708.00 | 160.31 | 688.28 | 40.30 | 1,019.72 | 0.00 | 1,019.72 |
| 01 2130 237 002 | HEALTH SERV - INCR RET CONTR BE | 543.00 | 55.57 | 228.86 | 42.15 | 314.14 | 0.00 | 314.14 |
| 01 2130 237 003 | HEALTH SERV - INCR RET CONTR PC | 0.00 | 0.00 | 0.00 | 0.00 | 0.00 | 0.00 | 0.00 |
| 01 2130 237 004 | HEALTH SERV - INCR RET CONTR HE | 575.00 | 49.22 | 222.31 | 38.66 | 352.69 | 0.00 | 352.69 |
| 01 2130 237 006 | HEALTH SERV - INCR RET CONTR AP | 9.00 | 0.00 | 0.00 | 0.00 | 9.00 | 0.00 | 9.00 |
| 01 2130 237 007 | HEALTH SERV - INCR RET CONTR SE | 587.00 | 55.13 | 236.70 | 40.32 | 350.30 | 0.00 | 350.30 |
| 01 2130 320 006 | HEALTH SERV - PROF ED SERVICES AP | 0.00 | 0.00 | 0.00 | 0.00 | 0.00 | 0.00 | 0.00 |
| 01 2130 340 000 | HEALTH SERV - OTHER PROF SERVICES DIST | 2,500.00 | 302.50 | 522.50 | 20.90 | 1,977.50 | 0.00 | 1,977.50 |
| 01 2130 340 001 | HEALTH SERV - OTHER PROF SERVICES HS | 10,500.00 | 1,773.75 | 5,156.25 | 49.11 | 5,343.75 | 0.00 | 5,343.75 |
| 01 2130 340 002 | HEALTH SERV - OTHER PROF SERVICES BE | 9,500.00 | 1,870.00 | 4,152.50 | 43.71 | 5,347.50 | 0.00 | 5,347.50 |
| 01 2130 340 003 | HEALTH SERV - OTHER PROF SERVICES PC | 8,000.00 | 1,815.00 | 3,492.50 | 43.66 | 4,507.50 | 0.00 | 4,507.50 |
| 01 2130 340 004 | HEALTH SERV - OTHER PROF SERVICES HE | 10,500.00 | 1,718.75 | 3,561.25 | 33.92 | 6,938.75 | 0.00 | 6,938.75 |
| 01 2130 340 005 | HEALTH SERV - OTHER PROF SERVICES BMS | 9,500.00 | 1,980.00 | 3,987.50 | 41.97 | 5,512.50 | 0.00 | 5,512.50 |
| 01 2130 340 006 | HEALTH SERV - OTHER PROF SERVICES AP | 8,000.00 | 2,585.00 | 4,798.75 | 59.98 | 3,201.25 | 0.00 | 3,201.25 |
| 01 2130 340 007 | HEALTH SERV - OTHER PROF SERVICES SE | 8,500.00 | 1,581.25 | 2,557.50 | 30.09 | 5,942.50 | 0.00 | 5,942.50 |
| 01 2130 340 008 | HEALTH SERV - OTHER PROF SERVICES BSMS | 15,000.00 | 1,870.00 | 4,620.00 | 30.80 | 10,380.00 | 0.00 | 10,380.00 |
| 01 2130 610 000 | HEALTH SERV - SUPPLIES DIST | 2,000.00 | 0.00 | 547.00 | 27.35 | 1,453.00 | 0.00 | 1,453.00 |
| 01 2130 610 001 | HEALTH SERV - SUPPLIES HS | 1,250.00 | 0.00 | 399.98 | 32.00 | 850.02 | 0.00 | 850.02 |
| 01 2130 610 002 | HEALTH SERV - SUPPLIES BE | 1,250.00 | 0.00 | 342.00 | 27.36 | 908.00 | 0.00 | 908.00 |
| 01 2130 610 003 | HEALTH SERV - SUPPLIES PC | 1,250.00 | 0.00 | 73.65 | 5.89 | 1,176.35 | 0.00 | 1,176.35 |
| 01 2130 610 004 | HEALTH SERV - SUPPLIES HE | 1,250.00 | 0.00 | 0.00 | 0.00 | 1,250.00 | 0.00 | 1,250.00 |
| 01 2130 610 005 | HEALTH SERV - SUPPLIES BMS | 2,000.00 | 0.00 | 0.00 | 0.00 | 2,000.00 | 0.00 | 2,000.00 |
| 01 2130 610 006 | HEALTH SERV - SUPPLIES AP | 1,250.00 | 0.00 | 0.00 | 0.00 | 1,250.00 | 0.00 | 1,250.00 |
| 01 2130 610 007 | HEALTH SERV - SUPPLIES SE | 1,250.00 | 0.00 | 0.00 | 0.00 | 1,250.00 | 0.00 | 1,250.00 |
| 01 2130 610 008 | HEALTH SERV - SUPPLIES BSMS | 2,000.00 | 0.00 | 262.92 | 13.15 | 1,737.08 | 0.00 | 1,737.08 |
| 2130 | HEALTH SERVICES | 175,575.00 | 22,976.26 | 66,634.02 | 37.95 | 108,940.98 | 0.00 | 108,940.98 |
| 2132 | HEALTH SERVICES: SPED AGES 3-5 | | | | | | | |
| 01 2132 320 006 | HEALTH SERV SPED 3-5 - PROF ED SERVICES | 10,000.00 | 192.50 | 1,251.25 | 12.51 | 8,748.75 | 0.00 | 8,748.75 |
| 2132 | HEALTH SERVICES: SPED AGES 3-5 | 10,000.00 | 192.50 | 1,251.25 | 12.51 | 8,748.75 | 0.00 | 8,748.75 |
| 2141 | PYSCH SERV SPED SA | | | | | | | |
| 01 2141 111 000 | PSYCH SERV - SALARIES TEACHERS DIST | 367,738.00 | 26,116.96 | 104,467.84 | 28.41 | 263,270.16 | 0.00 | 263,270.16 |
| 01 2141 151 000 | PSYCH SERV - ADD'L COMP TEACHERS DIST | 1,780.00 | 134.51 | 606.36 | 34.07 | 1,173.64 | 0.00 | 1,173.64 |
| 01 2141 211 000 | PSYCH SERV - GROUP INS TEACHERS DIST | 72,491.00 | 7,852.98 | 31,411.92 | 43.33 | 41,079.08 | 0.00 | 41,079.08 |
| 01 2141 221 000 | PSYCH SERV - SOC SEC TEACHERS DIST | 28,940.00 | 1,954.00 | 7,821.22 | 27.03 | 21,118.78 | 0.00 | 21,118.78 |
| 01 2141 231 000 | PSYCH SERV - RETIREMENT TEACHERS DIST | 27,158.00 | 1,924.32 | 7,703.42 | 28.37 | 19,454.58 | 0.00 | 19,454.58 |

| Account Number | Account Description | Revised Budget | Expended During Month | Expenditures to Date | % of Budget | Balance at EOM | P/ O Outstanding | Unencumbered Balance |
|-----------------|-----------------------------------------|----------------|-----------------------|----------------------|-------------|----------------|------------------|----------------------|
| 01 2141 733 004 | PSYCH SERV - FURN & EQUIP HE | 0.00 | 0.00 | 0.00 | 0.00 | 0.00 | 0.00 | 0.00 |
| 01 2141 733 005 | PSYCH SERV - FURN & EQUIP BMS | 0.00 | 0.00 | 0.00 | 0.00 | 0.00 | 0.00 | 0.00 |
| 01 2141 733 006 | PSYCH SERV - FURN & EQUIP AP | 0.00 | 0.00 | 0.00 | 0.00 | 0.00 | 0.00 | 0.00 |
| 01 2141 733 007 | PSYCH SERV - FURN & EQUIP SE | 0.00 | 0.00 | 0.00 | 0.00 | 0.00 | 0.00 | 0.00 |
| 01 2141 733 008 | PSYCH SERV - FURN & EQUIP BSMS | 0.00 | 0.00 | 0.00 | 0.00 | 0.00 | 0.00 | 0.00 |
| 01 2141 734 001 | PSYCH SERV - HARDWARE HS | 0.00 | 0.00 | 0.00 | 0.00 | 0.00 | 0.00 | 0.00 |
| 01 2141 734 002 | PSYCH SERV - HARDWARE BE | 0.00 | 0.00 | 0.00 | 0.00 | 0.00 | 0.00 | 0.00 |
| 01 2141 734 003 | PSYCH SERV - HARDWARE PC | 0.00 | 0.00 | 0.00 | 0.00 | 0.00 | 0.00 | 0.00 |
| 01 2141 734 004 | PSYCH SERV - HARDWARE HE | 0.00 | 0.00 | 0.00 | 0.00 | 0.00 | 0.00 | 0.00 |
| 01 2141 734 005 | PSYCH SERV - HARDWARE BMS | 0.00 | 0.00 | 0.00 | 0.00 | 0.00 | 0.00 | 0.00 |
| 01 2141 734 006 | PSYCH SERV - HARDWARE AP | 0.00 | 0.00 | 0.00 | 0.00 | 0.00 | 0.00 | 0.00 |
| 01 2141 734 007 | PSYCH SERV - HARDWARE SE | 0.00 | 0.00 | 0.00 | 0.00 | 0.00 | 0.00 | 0.00 |
| 01 2141 734 008 | PSYCH SERV - HARDWARE BSMS | 0.00 | 0.00 | 0.00 | 0.00 | 0.00 | 0.00 | 0.00 |
| 01 2141 735 000 | PSYCH SERV - SOFTWARE DIST | 0.00 | 0.00 | 0.00 | 0.00 | 0.00 | 0.00 | 0.00 |
| 01 2141 735 001 | PSYCH SERV - SOFTWARE HS | 0.00 | 0.00 | 0.00 | 0.00 | 0.00 | 0.00 | 0.00 |
| 01 2141 735 002 | PSYCH SERV - SOFTWARE BE | 0.00 | 0.00 | 0.00 | 0.00 | 0.00 | 0.00 | 0.00 |
| 01 2141 735 003 | PSYCH SERV - SOFTWARE PC | 0.00 | 0.00 | 0.00 | 0.00 | 0.00 | 0.00 | 0.00 |
| 01 2141 735 004 | PSYCH SERV - SOFTWARE HE | 0.00 | 0.00 | 0.00 | 0.00 | 0.00 | 0.00 | 0.00 |
| 01 2141 735 005 | PSYCH SERV - SOFTWARE BMS | 0.00 | 0.00 | 0.00 | 0.00 | 0.00 | 0.00 | 0.00 |
| 01 2141 735 006 | PSYCH SERV - SOFTWARE AP | 0.00 | 0.00 | 0.00 | 0.00 | 0.00 | 0.00 | 0.00 |
| 01 2141 735 007 | PSYCH SERV - SOFTWARE SE | 0.00 | 0.00 | 0.00 | 0.00 | 0.00 | 0.00 | 0.00 |
| 01 2141 735 008 | PSYCH SERV - SOFTWARE BSMS | 0.00 | 0.00 | 0.00 | 0.00 | 0.00 | 0.00 | 0.00 |
| 01 2141 810 000 | PSYCH SERV - DUES & FEES DIST | 1,000.00 | 0.00 | 45.00 | 4.50 | 955.00 | 0.00 | 955.00 |
| 01 2141 810 001 | PSYCH SERV - DUES & FEES HS | 0.00 | 0.00 | 0.00 | 0.00 | 0.00 | 0.00 | 0.00 |
| 01 2141 810 002 | PSYCH SERV - DUES & FEES BE | 0.00 | 0.00 | 0.00 | 0.00 | 0.00 | 0.00 | 0.00 |
| 01 2141 810 003 | PSYCH SERV - DUES & FEES PC | 0.00 | 0.00 | 0.00 | 0.00 | 0.00 | 0.00 | 0.00 |
| 01 2141 810 004 | PSYCH SERV - DUES & FEES HE | 0.00 | 0.00 | 0.00 | 0.00 | 0.00 | 0.00 | 0.00 |
| 01 2141 810 005 | PSYCH SERV - DUES & FEES BMS | 0.00 | 0.00 | 0.00 | 0.00 | 0.00 | 0.00 | 0.00 |
| 01 2141 810 006 | PSYCH SERV - DUES & FEES AP | 0.00 | 0.00 | 0.00 | 0.00 | 0.00 | 0.00 | 0.00 |
| 01 2141 810 007 | PSYCH SERV - DUES & FEES SE | 0.00 | 0.00 | 0.00 | 0.00 | 0.00 | 0.00 | 0.00 |
| 01 2141 810 008 | PSYCH SERV - DUES & FEES BSMS | 0.00 | 0.00 | 0.00 | 0.00 | 0.00 | 0.00 | 0.00 |
| 01 2141 890 000 | PSYCH SERV - OTHER MISC DIST | 0.00 | 0.00 | 0.00 | 0.00 | 0.00 | 25.00 | (25.00) |
| 01 2141 890 001 | PSYCH SERV - OTHER MISC HS | 0.00 | 0.00 | 0.00 | 0.00 | 0.00 | 0.00 | 0.00 |
| 01 2141 890 002 | PSYCH SERV - OTHER MISC BE | 0.00 | 0.00 | 0.00 | 0.00 | 0.00 | 0.00 | 0.00 |
| 01 2141 890 003 | PSYCH SERV - OTHER MISC PC | 0.00 | 0.00 | 0.00 | 0.00 | 0.00 | 0.00 | 0.00 |
| 01 2141 890 004 | PSYCH SERV - OTHER MISC HE | 0.00 | 0.00 | 0.00 | 0.00 | 0.00 | 0.00 | 0.00 |
| 01 2141 890 005 | PSYCH SERV - OTHER MISC BMS | 0.00 | 0.00 | 0.00 | 0.00 | 0.00 | 0.00 | 0.00 |
| 01 2141 890 006 | PSYCH SERV - OTHER MISC AP | 0.00 | 0.00 | 0.00 | 0.00 | 0.00 | 0.00 | 0.00 |
| 01 2141 890 007 | PSYCH SERV - OTHER MISC SE | 0.00 | 0.00 | 0.00 | 0.00 | 0.00 | 0.00 | 0.00 |
| 01 2141 890 008 | PSYCH SERV - OTHER MISC BSMS | 0.00 | 0.00 | 0.00 | 0.00 | 0.00 | 0.00 | 0.00 |
| 2141 | PYSCH SERV SPED SA | 527,448.00 | 38,693.34 | 155,477.33 | 29.88 | 371,970.67 | 2,113.60 | 369,857.07 |
| 2151 | SPEECH PATH SPED SCHOOL AGE | | | | | | | |
| 01 2151 111 001 | SPEECH SPED SA - SALARIES TEACHERS HS | 37,024.00 | 2,905.43 | 11,621.72 | 31.39 | 25,402.28 | 0.00 | 25,402.28 |
| 01 2151 111 002 | SPEECH SPED SA - SALARIES TEACHERS BE | 74,049.00 | 5,810.85 | 23,243.40 | 31.39 | 50,805.60 | 0.00 | 50,805.60 |
| 01 2151 111 003 | SPEECH SPED SA - SALARIES TEACHERS PC | 90,004.00 | 7,195.85 | 28,783.40 | 31.98 | 61,220.60 | 0.00 | 61,220.60 |
| 01 2151 111 004 | SPEECH SPED SA - SALARIES TEACHERS HE | 67,094.00 | 0.00 | 0.00 | 0.00 | 67,094.00 | 0.00 | 67,094.00 |
| 01 2151 111 005 | SPEECH SPED SA - SALARIES TEACHERS BMS | 37,024.00 | 2,905.42 | 11,621.68 | 31.39 | 25,402.32 | 0.00 | 25,402.32 |
| 01 2151 111 006 | SPEECH SPED SA - SALARIES TEACHERS AP | 0.00 | 8,860.75 | 35,443.00 | 0.00 | (35,443.00) | 0.00 | (35,443.00) |
| 01 2151 111 007 | SPEECH SPED SA - SALARIES TEACHERS SE | 46,354.00 | 5,297.19 | 21,188.76 | 45.71 | 25,165.24 | 0.00 | 25,165.24 |
| 01 2151 111 008 | SPEECH SPED SA - SALARIES TEACHERS BSMS | 26,183.00 | 2,054.67 | 8,218.68 | 31.39 | 17,964.32 | 0.00 | 17,964.32 |
| 01 2151 151 001 | SPEECH SPED SA - ADD'L COMP TEACHES HS | 306.00 | 22.44 | 172.61 | 56.41 | 133.39 | 0.00 | 133.39 |
| 01 2151 151 002 | SPEECH SPED SA - ADD'L COMP TEACHES BE | 612.00 | 44.88 | 554.41 | 90.59 | 57.59 | 0.00 | 57.59 |
| 01 2151 151 003 | SPEECH SPED SA - ADD'L COMP TEACHES PC | 300.00 | 16.12 | 64.48 | 21.49 | 235.52 | 0.00 | 235.52 |
| 01 2151 151 004 | SPEECH SPED SA - ADD'L COMP TEACHES HE | 908.00 | 0.00 | 0.00 | 0.00 | 908.00 | 0.00 | 908.00 |
| 01 2151 151 005 | SPEECH SPED SA - ADD'L COMP TEACHES BMS | 306.00 | 22.44 | 89.76 | 29.33 | 216.24 | 0.00 | 216.24 |

Regular; Processing Month 12/2024

| Account Number | Account Description | Revised Budget | Expended During Month | Expenditures to Date | % of Budget | Balance at EOM | P/ O Outstanding | Unencumbered Balance |
|-----------------|-------------------------------------------|----------------|-----------------------|----------------------|-------------|----------------|------------------|----------------------|
| 01 2151 151 006 | SPEECH SPED SA - ADD'L COMP TEACHES AP | 138.00 | 19.49 | 178.71 | 129.50 | (40.71) | 0.00 | (40.71) |
| 01 2151 151 007 | SPEECH SPED SA - ADD'L COMP TEACHES SE | 6,451.00 | 11.65 | 388.35 | 6.02 | 6,062.65 | 0.00 | 6,062.65 |
| 01 2151 151 008 | SPEECH SPED SA - ADD'L COMP TEACHES BSMS | 423.00 | 31.80 | 127.20 | 30.07 | 295.80 | 0.00 | 295.80 |
| 01 2151 211 001 | SPEECH SPED SA - GROUP INS TEACHERS HS | 15,103.00 | 1,164.57 | 4,658.28 | 30.84 | 10,444.72 | 0.00 | 10,444.72 |
| 01 2151 211 002 | SPEECH SPED SA - GROUP INS TEACHERS BE | 30,206.00 | 2,329.14 | 9,316.56 | 30.84 | 20,889.44 | 0.00 | 20,889.44 |
| 01 2151 211 003 | SPEECH SPED SA - GROUP INS TEACHERS PC | 30,238.00 | 1,981.97 | 7,927.88 | 26.22 | 22,310.12 | 0.00 | 22,310.12 |
| 01 2151 211 004 | SPEECH SPED SA - GROUP INS TEACHERS HE | 62.00 | 0.00 | 0.00 | 0.00 | 62.00 | 0.00 | 62.00 |
| 01 2151 211 005 | SPEECH SPED SA - GROUP INS TEACHERS BMS | 15,103.00 | 1,164.57 | 4,658.28 | 30.84 | 10,444.72 | 0.00 | 10,444.72 |
| 01 2151 211 006 | SPEECH SPED SA - GROUP INS TEACHERS AP | 0.00 | 4,079.38 | 16,317.52 | 0.00 | (16,317.52) | 0.00 | (16,317.52) |
| 01 2151 211 007 | SPEECH SPED SA - GROUP INS TEACHERS SE | 55.00 | 2.10 | 8.40 | 15.27 | 46.60 | 0.00 | 46.60 |
| 01 2151 211 008 | SPEECH SPED SA - GROUP INS TEACHERS BSMS | 31.00 | 432.78 | 1,731.12 | 5,584.26 | (1,700.12) | 0.00 | (1,700.12) |
| 01 2151 221 001 | SPEECH SPED SA - SOC SEC TEACHERS HS | 2,847.00 | 219.14 | 882.89 | 31.01 | 1,964.11 | 0.00 | 1,964.11 |
| 01 2151 221 002 | SPEECH SPED SA - SOC SEC TEACHERS BE | 5,701.00 | 438.79 | 1,783.83 | 31.29 | 3,917.17 | 0.00 | 3,917.17 |
| 01 2151 221 003 | SPEECH SPED SA - SOC SEC TEACHERS PC | 6,933.00 | 547.62 | 2,190.47 | 31.59 | 4,742.53 | 0.00 | 4,742.53 |
| 01 2151 221 004 | SPEECH SPED SA - SOC SEC TEACHERS HE | 5,781.00 | 0.00 | 0.00 | 0.00 | 5,781.00 | 0.00 | 5,781.00 |
| 01 2151 221 005 | SPEECH SPED SA - SOC SEC TEACHERS BMS | 2,847.00 | 219.13 | 876.52 | 30.79 | 1,970.48 | 0.00 | 1,970.48 |
| 01 2151 221 006 | SPEECH SPED SA - SOC SEC TEACHERS AP | 10.00 | 658.62 | 2,642.21 | 26,422.10 | (2,632.21) | 0.00 | (2,632.21) |
| 01 2151 221 007 | SPEECH SPED SA - SOC SEC TEACHERS SE | 4,107.00 | 442.47 | 1,796.02 | 43.73 | 2,310.98 | 0.00 | 2,310.98 |
| 01 2151 221 008 | SPEECH SPED SA - SOC SEC TEACHERS BSMS | 2,074.00 | 159.37 | 637.48 | 30.74 | 1,436.52 | 0.00 | 1,436.52 |
| 01 2151 231 001 | SPEECH SPED SA - RETIREMENT TEACHERS HS | 2,744.00 | 214.73 | 865.01 | 31.52 | 1,878.99 | 0.00 | 1,878.99 |
| 01 2151 231 002 | SPEECH SPED SA - RETIREMENT TEACHERS BE | 5,489.00 | 429.46 | 1,745.39 | 31.80 | 3,743.61 | 0.00 | 3,743.61 |
| 01 2151 231 003 | SPEECH SPED SA - RETIREMENT TEACHERS PC | 6,639.00 | 528.92 | 2,115.68 | 31.87 | 4,523.32 | 0.00 | 4,523.32 |
| 01 2151 231 004 | SPEECH SPED SA - RETIREMENT TEACHERS HE | 4,946.00 | 0.00 | 0.00 | 0.00 | 4,946.00 | 0.00 | 4,946.00 |
| 01 2151 231 005 | SPEECH SPED SA - RETIREMENT TEACHERS BMS | 2,744.00 | 214.73 | 858.92 | 31.30 | 1,885.08 | 0.00 | 1,885.08 |
| 01 2151 231 006 | SPEECH SPED SA - RETIREMENT TEACHERS AP | 0.00 | 651.27 | 2,612.48 | 0.00 | (2,612.48) | 0.00 | (2,612.48) |
| 01 2151 231 007 | SPEECH SPED SA - RETIREMENT TEACHERS SE | 3,417.00 | 389.34 | 1,582.48 | 46.31 | 1,834.52 | 0.00 | 1,834.52 |
| 01 2151 231 008 | SPEECH SPED SA - RETIREMENT TEACHERS BSMS | 1,955.00 | 153.03 | 612.12 | 31.31 | 1,342.88 | 0.00 | 1,342.88 |
| 01 2151 237 001 | SPEECH SPED SA - INCR RET CONTR HS | 943.00 | 73.85 | 297.50 | 31.55 | 645.50 | 0.00 | 645.50 |
| 01 2151 237 002 | SPEECH SPED SA - INCR RET CONTR BE | 1,887.00 | 147.70 | 600.27 | 31.81 | 1,286.73 | 0.00 | 1,286.73 |
| 01 2151 237 003 | SPEECH SPED SA - INCR RET CONTR PC | 2,283.00 | 181.90 | 727.61 | 31.87 | 1,555.39 | 0.00 | 1,555.39 |
| 01 2151 237 004 | SPEECH SPED SA - INCR RET CONTR HE | 1,701.00 | 0.00 | 0.00 | 0.00 | 1,701.00 | 0.00 | 1,701.00 |
| 01 2151 237 005 | SPEECH SPED SA - INCR RET CONTR BMS | 943.00 | 73.85 | 295.41 | 31.33 | 647.59 | 0.00 | 647.59 |
| 01 2151 237 006 | SPEECH SPED SA - INCR RET CONTR AP | 0.00 | 223.99 | 898.50 | 0.00 | (898.50) | 0.00 | (898.50) |
| 01 2151 237 007 | SPEECH SPED SA - INCR RET CONTR SE | 1,175.00 | 133.90 | 544.24 | 46.32 | 630.76 | 0.00 | 630.76 |
| 01 2151 237 008 | SPEECH SPED SA - INCR RET CONTR BSMS | 672.00 | 52.63 | 210.52 | 31.33 | 461.48 | 0.00 | 461.48 |
| 01 2151 281 001 | SPEECH SPED SA - HEALTH BEN TEACHERS HS | 0.00 | 0.00 | 0.00 | 0.00 | 0.00 | 0.00 | 0.00 |
| 01 2151 281 003 | SPEECH SPED SA - HEALTH BEN TEACHERS PC | 0.00 | 0.00 | 0.00 | 0.00 | 0.00 | 0.00 | 0.00 |
| 01 2151 281 004 | SPEECH SPED SA - HEALTH BEN TEACHERS HE | 6,002.00 | 0.00 | 0.00 | 0.00 | 6,002.00 | 0.00 | 6,002.00 |
| 01 2151 281 007 | SPEECH SPED SA - HEALTH BEN TEACHERS SE | 0.00 | 475.00 | 1,900.00 | 0.00 | (1,900.00) | 0.00 | (1,900.00) |
| 01 2151 281 008 | SPEECH SPED SA - HLTH BEN TEACHERS BSMS | 0.00 | 0.00 | 0.00 | 0.00 | 0.00 | 0.00 | 0.00 |
| 01 2151 320 001 | SPEECH SPED SA - PROF ED SERVICES HS | 0.00 | 0.00 | 0.00 | 0.00 | 0.00 | 0.00 | 0.00 |
| 01 2151 320 002 | SPEECH SPED SA - PROF ED SERVICES BE | 34,000.00 | 0.00 | 0.00 | 0.00 | 34,000.00 | 0.00 | 34,000.00 |
| 01 2151 320 003 | SPEECH SPED SA - PROF ED SERVICES PC | 44,000.00 | 0.00 | 0.00 | 0.00 | 44,000.00 | 0.00 | 44,000.00 |
| 01 2151 320 004 | SPEECH SPED SA - PROF ED SERVICES HE | 34,000.00 | 0.00 | 0.00 | 0.00 | 34,000.00 | 0.00 | 34,000.00 |
| 01 2151 320 005 | SPEECH SPED SA - PROF ED SERVICES BMS | 0.00 | 0.00 | 0.00 | 0.00 | 0.00 | 0.00 | 0.00 |
| 01 2151 320 006 | SPEECH SPED SA - PROF ED SERVICES AP | 0.00 | 3,057.75 | 7,472.25 | 0.00 | (7,472.25) | 0.00 | (7,472.25) |
| 01 2151 320 007 | SPEECH SPED SA - PROF ED SERVICES SE | 28,000.00 | 0.00 | 0.00 | 0.00 | 28,000.00 | 0.00 | 28,000.00 |
| 01 2151 320 008 | SPEECH SPED SA - PROF ED SERVICES BSMS | 0.00 | 0.00 | 0.00 | 0.00 | 0.00 | 0.00 | 0.00 |
| 01 2151 580 000 | SPEECH SPED SA - TRAVEL & MILEAGE DIST | 2,500.00 | 72.96 | 250.01 | 10.00 | 2,249.99 | 0.00 | 2,249.99 |
| 01 2151 580 001 | SPEECH SPED SA - TRAVEL & MILEAGE HS | 0.00 | 0.00 | 0.00 | 0.00 | 0.00 | 0.00 | 0.00 |
| 01 2151 580 002 | SPEECH SPED SA - TRAVEL & MILEAGE BE | 0.00 | 0.00 | 0.00 | 0.00 | 0.00 | 0.00 | 0.00 |
| 01 2151 580 003 | SPEECH SPED SA - TRAVEL & MILEAGE PC | 0.00 | 0.00 | 0.00 | 0.00 | 0.00 | 0.00 | 0.00 |
| 01 2151 580 004 | SPEECH SPED SA - TRAVEL & MILEAGE HE | 0.00 | 0.00 | 0.00 | 0.00 | 0.00 | 0.00 | 0.00 |
| 01 2151 580 005 | SPEECH SPED SA - TRAVEL & MILEAGE BMS | 0.00 | 0.00 | 0.00 | 0.00 | 0.00 | 0.00 | 0.00 |
| 01 2151 580 006 | SPEECH SPED SA - TRAVEL & MILEAGE AP | 0.00 | 0.00 | 24.12 | 0.00 | (24.12) | 0.00 | (24.12) |

| Account Number | Account Description | Revised Budget | Expended During Month | Expenditures to Date | % of Budget | Balance at EOM | P/ O Outstanding | Unencumbered Balance |
|-----------------|-----------------------------------------------|----------------|-----------------------|----------------------|-------------|----------------|------------------|----------------------|
| 01 2153 237 004 | SP PATH & AUDIO 0-2 - INCR RET CONTR HE | 0.00 | 0.00 | 0.00 | 0.00 | 0.00 | 0.00 | 0.00 |
| 01 2153 237 005 | SP PATH & AUDIO 0-2 - INCR RET CONTR BMS | 0.00 | 0.00 | 0.00 | 0.00 | 0.00 | 0.00 | 0.00 |
| 01 2153 237 006 | SP PATH & AUDIO 0-2 - INCR RET CONTR AP | 0.00 | 0.00 | 0.00 | 0.00 | 0.00 | 0.00 | 0.00 |
| 01 2153 237 007 | SP PATH & AUDIO 0-2 - INCR RET CONTR SE | 0.00 | 0.00 | 0.00 | 0.00 | 0.00 | 0.00 | 0.00 |
| 01 2153 237 008 | SP PATH & AUDIO 0-2 - INCR RET CONTR BSMS | 0.00 | 0.00 | 0.00 | 0.00 | 0.00 | 0.00 | 0.00 |
| 01 2153 591 000 | SP PATH & AUDIO 0-2 - PURCH SERV OTH DIST | 0.00 | 0.00 | 1,429.94 | 0.00 | (1,429.94) | 0.00 | (1,429.94) |
| 2153 | Speech Pathology & Audiology Services Age 0-2 | 0.00 | 0.00 | 1,429.94 | 0.00 | (1,429.94) | 0.00 | (1,429.94) |
| 2161 | OCC THERAPY SPED SCHOOL AGE | | | | | | | |
| 01 2161 320 000 | OCC THERAPY SPED SA - PROF ED SERVICES | 0.00 | 11,135.00 | 42,449.00 | 0.00 | (42,449.00) | 0.00 | (42,449.00) |
| 01 2161 590 000 | OCC THERAPY SPED SA - PURCH SERVICES DIST | 0.00 | 0.00 | 0.00 | 0.00 | 0.00 | 0.00 | 0.00 |
| 2161 | OCC THERAPY SPED SCHOOL AGE | 0.00 | 11,135.00 | 42,449.00 | 0.00 | (42,449.00) | 0.00 | (42,449.00) |
| 2162 | OCC THERAPY SPED AGE 3-5 | | | | | | | |
| 01 2162 320 000 | OCC THERAPY SPED 3-5 - PROF ED SERVICES | 0.00 | 3,876.00 | 16,320.00 | 0.00 | (16,320.00) | 0.00 | (16,320.00) |
| 01 2162 590 000 | OCC THERAPY SPED 3-5 - PURCH SERVICES | 70,000.00 | 0.00 | 0.00 | 0.00 | 70,000.00 | 0.00 | 70,000.00 |
| 2162 | OCC THERAPY SPED AGE 3-5 | 70,000.00 | 3,876.00 | 16,320.00 | 23.31 | 53,680.00 | 0.00 | 53,680.00 |
| 2163 | OCC THERAPY SPED AGE 0-2 | | | | | | | |
| 01 2163 320 000 | OCC THERAPY SPED 0-2 - PROF ED SERVICES | 0.00 | 1,853.00 | 9,894.00 | 0.00 | (9,894.00) | 0.00 | (9,894.00) |
| 01 2163 590 000 | OCC THERAPY SPED 0-2 - PURCH SERVICES | 53,000.00 | 0.00 | 0.00 | 0.00 | 53,000.00 | 0.00 | 53,000.00 |
| 2163 | OCC THERAPY SPED AGE 0-2 | 53,000.00 | 1,853.00 | 9,894.00 | 18.67 | 43,106.00 | 0.00 | 43,106.00 |
| 2171 | PHYSICAL THERAPY SPED SCHOOL AGE | | | | | | | |
| 01 2171 320 000 | PHYS THERAPY SPED SA - PROF ED SERVICES | 0.00 | 4,641.00 | 24,725.75 | 0.00 | (24,725.75) | 0.00 | (24,725.75) |
| 01 2171 590 000 | PHYS THERAPY SPED SA - PURCH SERVICES DIST | 0.00 | 0.00 | 0.00 | 0.00 | 0.00 | 0.00 | 0.00 |
| 2171 | PHYSICAL THERAPY SPED SCHOOL AGE | 0.00 | 4,641.00 | 24,725.75 | 0.00 | (24,725.75) | 0.00 | (24,725.75) |
| 2172 | PHYSICAL THERAPY SPED AGE 3-5 | | | | | | | |
| 01 2172 320 000 | PHYS THERAPY SPED 3-5 - PROF ED SERVICES | 0.00 | 1,700.00 | 5,559.00 | 0.00 | (5,559.00) | 0.00 | (5,559.00) |
| 01 2172 590 000 | PHYS THERAPY SPED 3-5 - PURCH SERVICES | 35,000.00 | 0.00 | 0.00 | 0.00 | 35,000.00 | 0.00 | 35,000.00 |
| 2172 | PHYSICAL THERAPY SPED AGE 3-5 | 35,000.00 | 1,700.00 | 5,559.00 | 15.88 | 29,441.00 | 0.00 | 29,441.00 |
| 2173 | PHYSICAL THERAPY SPED AGE 0-2 | | | | | | | |
| 01 2173 320 000 | PHYS THERAPY SPED 0-2 - PROF ED SERVICES | 0.00 | 3,774.00 | 13,498.00 | 0.00 | (13,498.00) | 0.00 | (13,498.00) |
| 01 2173 590 000 | PHYS THERAPY SPED 0-2 - PURCH SERVICES | 50,000.00 | 0.00 | 0.00 | 0.00 | 50,000.00 | 0.00 | 50,000.00 |
| 2173 | PHYSICAL THERAPY SPED AGE 0-2 | 50,000.00 | 3,774.00 | 13,498.00 | 27.00 | 36,502.00 | 0.00 | 36,502.00 |
| 2181 | VISION SERVICE SPED SCHOOL AGE | | | | | | | |
| 01 2181 320 000 | VIS IMP SERV SPED SA - PROF ED SERVICES | 0.00 | 0.00 | 0.00 | 0.00 | 0.00 | 0.00 | 0.00 |
| 2181 | VISION SERVICE SPED SCHOOL AGE | 0.00 | 0.00 | 0.00 | 0.00 | 0.00 | 0.00 | 0.00 |
| 2182 | VISION SERVICES SPED AGE 3-5 | | | | | | | |
| 01 2182 320 000 | VIS IMP SERV SPED 3-5 - PROF ED SERVICES | 0.00 | 0.00 | 0.00 | 0.00 | 0.00 | 0.00 | 0.00 |
| 01 2182 590 000 | VIS IMP SERV SPED 3-5 - PURCH SERVICES | 4,000.00 | 0.00 | 0.00 | 0.00 | 4,000.00 | 0.00 | 4,000.00 |
| 01 2182 591 000 | VIS IMP SERV SPED 3-5 - PURCH SERV OTH DIST | 0.00 | 0.00 | 0.00 | 0.00 | 0.00 | 0.00 | 0.00 |
| 2182 | VISION SERVICES SPED AGE 3-5 | 4,000.00 | 0.00 | 0.00 | 0.00 | 4,000.00 | 0.00 | 4,000.00 |
| 2183 | VISION SERVICES SPED AGE 0-2 | | | | | | | |
| 01 2183 320 000 | VIS IMP SERV SPED 0-2 - PROF ED SERVICES | 0.00 | 0.00 | 0.00 | 0.00 | 0.00 | 0.00 | 0.00 |
| 01 2183 590 000 | VIS IMP SERV SPED 0-2 - PURCH SERVICES | 3,000.00 | 602.27 | 1,204.54 | 40.15 | 1,795.46 | 0.00 | 1,795.46 |
| 01 2183 591 000 | VIS IMP SERV SPED 0-2 - PURCH SERV OTH DIST | 0.00 | 0.00 | 0.00 | 0.00 | 0.00 | 0.00 | 0.00 |
| 2183 | VISION SERVICES SPED AGE 0-2 | 3,000.00 | 602.27 | 1,204.54 | 40.15 | 1,795.46 | 0.00 | 1,795.46 |
| 2210 | IMPROVEMENT OF INSTRUCTION | | | | | | | |
| 01 2210 111 000 | IMPR OF INSTR - SALARIES PROF DIST | 139,598.00 | 23,041.66 | 92,166.64 | 66.02 | 47,431.36 | 0.00 | 47,431.36 |
| 01 2210 151 000 | IMPR OF INSTR - ADD'L COMP PROF DIST | 2,349.00 | 50.70 | 202.80 | 8.63 | 2,146.20 | 0.00 | 2,146.20 |
| 01 2210 211 000 | IMPR OF INSTR - GROUP INS PROF DIST | 30,206.00 | 4,336.95 | 17,347.80 | 57.43 | 12,858.20 | 0.00 | 12,858.20 |
| 01 2210 221 000 | IMPR OF INSTR - SOC SEC PROF DIST | 10,830.00 | 1,709.11 | 6,836.44 | 63.13 | 3,993.56 | 0.00 | 3,993.56 |
| 01 2210 231 000 | IMPR OF INSTR - RETIREMENT PROF DIST | 10,371.00 | 1,693.56 | 6,774.24 | 65.32 | 3,596.76 | 0.00 | 3,596.76 |
| 01 2210 237 000 | IMPR OF INSTR - INCR RET CONTR DIST | 3,566.00 | 582.44 | 2,329.76 | 65.33 | 1,236.24 | 0.00 | 1,236.24 |

Regular; Processing Month 12/2024

| Account Number | Account Description | Revised Budget | Expended During Month | Expenditures to Date | % of Budget | Balance at EOM | P/ O Outstanding | Unencumbered Balance |
|-----------------|-------------------------------------------|----------------|-----------------------|----------------------|-------------|----------------|------------------|----------------------|
| 01 2210 281 000 | IMPR OF INSTR - HEALTH BEN PROF DIST | 0.00 | 321.33 | 1,285.32 | 0.00 | (1,285.32) | 0.00 | (1,285.32) |
| 01 2210 580 000 | IMPR OF INSTR - TRAVEL & MILEAGE | 3,000.00 | 0.00 | 624.07 | 20.80 | 2,375.93 | 0.00 | 2,375.93 |
| 01 2210 610 000 | IMPR OF INSTR - SUPPLIES | 0.00 | 0.00 | 0.00 | 0.00 | 0.00 | 0.00 | 0.00 |
| 01 2210 810 000 | IMPR OF INSTR - DUES & FEES | 0.00 | 0.00 | 685.00 | 0.00 | (685.00) | 0.00 | (685.00) |
| 2210 | IMPROVEMENT OF INSTRUCTION | 199,920.00 | 31,735.75 | 128,252.07 | 64.15 | 71,667.93 | 0.00 | 71,667.93 |
| 2212 | INST STAFF TRNG AND CURR DEV | | | | | | | |
| 01 2212 111 000 | INST & CURR DEV - SALARIES TEACHERS DIST | 4,120.00 | 0.00 | 223.68 | 5.43 | 3,896.32 | 0.00 | 3,896.32 |
| 01 2212 111 001 | INST & CURR DEV - SALARIES TEACHERS HS | 16,372.00 | 0.00 | 2,479.10 | 15.14 | 13,892.90 | 0.00 | 13,892.90 |
| 01 2212 111 002 | INST & CURR DEV - SALARIES TEACHERS BE | 13,529.00 | 0.00 | 1,635.52 | 12.09 | 11,893.48 | 0.00 | 11,893.48 |
| 01 2212 111 003 | INST & CURR DEV - SALARIES TEACHERS PC | 14,055.00 | 0.00 | 4,081.38 | 29.04 | 9,973.62 | 0.00 | 9,973.62 |
| 01 2212 111 004 | INST & CURR DEV - SALARIES TEACHERS HE | 12,715.00 | 0.00 | 3,087.16 | 24.28 | 9,627.84 | 0.00 | 9,627.84 |
| 01 2212 111 005 | INST & CURR DEV - SALARIES TEACHERS BMS | 9,371.00 | 0.00 | 2,155.56 | 23.00 | 7,215.44 | 0.00 | 7,215.44 |
| 01 2212 111 006 | INST & CURR DEV - SALARIES TEACHERS AP | 11,943.00 | 0.00 | 1,876.46 | 15.71 | 10,066.54 | 0.00 | 10,066.54 |
| 01 2212 111 007 | INST & CURR DEV - SALARIES TEACHERS SE | 8,210.00 | 0.00 | 1,201.64 | 14.64 | 7,008.36 | 0.00 | 7,008.36 |
| 01 2212 111 008 | INST & CURR DEV - SALARIES TEACHERS BSMS | 10,968.00 | 0.00 | 3,151.78 | 28.74 | 7,816.22 | 0.00 | 7,816.22 |
| 01 2212 123 001 | INST & CURR DEV - SUB TEACHERS HS | 12,684.00 | 3,485.00 | 7,735.00 | 60.98 | 4,949.00 | 0.00 | 4,949.00 |
| 01 2212 123 002 | INST & CURR DEV - SUB TEACHERS BE | 3,703.00 | 1,360.00 | 2,805.00 | 75.75 | 898.00 | 0.00 | 898.00 |
| 01 2212 123 003 | INST & CURR DEV - SUB TEACHERS PC | 7,499.00 | 1,020.00 | 5,100.00 | 68.01 | 2,399.00 | 0.00 | 2,399.00 |
| 01 2212 123 004 | INST & CURR DEV - SUB TEACHERS HE | 6,430.00 | 2,210.00 | 5,950.00 | 92.53 | 480.00 | 0.00 | 480.00 |
| 01 2212 123 005 | INST & CURR DEV - SUB TEACHERS BMS | 5,925.00 | 1,700.00 | 4,505.00 | 76.03 | 1,420.00 | 0.00 | 1,420.00 |
| 01 2212 123 006 | INST & CURR DEV - SUB TEACHERS AP | 0.00 | 0.00 | 0.00 | 0.00 | 0.00 | 0.00 | 0.00 |
| 01 2212 123 007 | INST & CURR DEV - SUB TEACHERS SE | 0.00 | 0.00 | 0.00 | 0.00 | 0.00 | 0.00 | 0.00 |
| 01 2212 123 008 | INST & CURR DEV - SUB TEACHERS BSMS | 0.00 | 0.00 | 0.00 | 0.00 | 0.00 | 0.00 | 0.00 |
| 01 2212 221 000 | INST & CURR DEV - SOC SEC TEACHERS DIST | 321.00 | 0.00 | 17.11 | 5.33 | 303.89 | 0.00 | 303.89 |
| 01 2212 221 001 | INST & CURR DEV - SOC SEC TEACHERS HS | 1,276.00 | 0.00 | 189.61 | 14.86 | 1,086.39 | 0.00 | 1,086.39 |
| 01 2212 221 002 | INST & CURR DEV - SOC SEC TEACHERS BE | 1,055.00 | 0.00 | 125.07 | 11.85 | 929.93 | 0.00 | 929.93 |
| 01 2212 221 003 | INST & CURR DEV - SOC SEC TEACHERS PC | 1,095.00 | 0.00 | 312.21 | 28.51 | 782.79 | 0.00 | 782.79 |
| 01 2212 221 004 | INST & CURR DEV - SOC SEC TEACHERS HE | 992.00 | 0.00 | 236.14 | 23.80 | 755.86 | 0.00 | 755.86 |
| 01 2212 221 005 | INST & CURR DEV - SOC SEC TEACHERS BMS | 730.00 | 0.00 | 164.85 | 22.58 | 565.15 | 0.00 | 565.15 |
| 01 2212 221 006 | INST & CURR DEV - SOC SEC TEACHERS AP | 931.00 | 0.00 | 143.52 | 15.42 | 787.48 | 0.00 | 787.48 |
| 01 2212 221 007 | INST & CURR DEV - SOC SEC TEACHERS SE | 640.00 | 0.00 | 91.90 | 14.36 | 548.10 | 0.00 | 548.10 |
| 01 2212 221 008 | INST & CURR DEV - SOC SEC TEACHERS BSMS | 855.00 | 0.00 | 241.00 | 28.19 | 614.00 | 0.00 | 614.00 |
| 01 2212 223 001 | INST & CURR DEV - SOC SEC SUB TCHRS HS | 952.00 | 266.66 | 591.82 | 62.17 | 360.18 | 0.00 | 360.18 |
| 01 2212 223 002 | INST & CURR DEV - SOC SEC SUB TCHRS BE | 278.00 | 104.04 | 214.59 | 77.19 | 63.41 | 0.00 | 63.41 |
| 01 2212 223 003 | INST & CURR DEV - SOC SEC SUB TCHRS PC | 563.00 | 78.03 | 390.12 | 69.29 | 172.88 | 0.00 | 172.88 |
| 01 2212 223 004 | INST & CURR DEV - SOC SEC SUB TCHRS HE | 483.00 | 169.17 | 455.33 | 94.27 | 27.67 | 0.00 | 27.67 |
| 01 2212 223 005 | INST & CURR DEV - SOC SEC SUB TCHRS BMS | 445.00 | 130.08 | 344.64 | 77.45 | 100.36 | 0.00 | 100.36 |
| 01 2212 223 006 | INST & CURR DEV - SOC SEC SUB TCHRS AP | 0.00 | 0.00 | 0.00 | 0.00 | 0.00 | 0.00 | 0.00 |
| 01 2212 223 007 | INST & CURR DEV - SOC SEC SUB TCHRS SE | 0.00 | 0.00 | 0.00 | 0.00 | 0.00 | 0.00 | 0.00 |
| 01 2212 223 008 | INST & CURR DEV - SOC SEC SUB TCHRS BSMS | 0.00 | 0.00 | 0.00 | 0.00 | 0.00 | 0.00 | 0.00 |
| 01 2212 230 001 | INST & CURR DEV - RETIREMENT NON-INSTR HS | 0.00 | 0.00 | 0.00 | 0.00 | 0.00 | 0.00 | 0.00 |
| 01 2212 231 000 | INST & CURR DEV - RETIREMENT TEACHERS | 303.00 | 0.00 | 16.44 | 5.43 | 286.56 | 0.00 | 286.56 |
| 01 2212 231 001 | INST & CURR DEV - RETIREMENT TCHRS HS | 1,018.00 | 0.00 | 182.21 | 17.90 | 835.79 | 0.00 | 835.79 |
| 01 2212 231 002 | INST & CURR DEV - RETIREMENT TCHRS BE | 943.00 | 0.00 | 120.21 | 12.75 | 822.79 | 0.00 | 822.79 |
| 01 2212 231 003 | INST & CURR DEV - RETIREMENT TCHRS PC | 881.00 | 0.00 | 299.98 | 34.05 | 581.02 | 0.00 | 581.02 |
| 01 2212 231 004 | INST & CURR DEV - RETIREMENT TCHRS HE | 799.00 | 0.00 | 198.09 | 24.79 | 600.91 | 0.00 | 600.91 |
| 01 2212 231 005 | INST & CURR DEV - RETIREMENT TCHRS BMS | 654.00 | 0.00 | 158.43 | 24.22 | 495.57 | 0.00 | 495.57 |
| 01 2212 231 006 | INST & CURR DEV - RETIREMENT TCHRS AP | 791.00 | 0.00 | 137.91 | 17.43 | 653.09 | 0.00 | 653.09 |
| 01 2212 231 007 | INST & CURR DEV - RETIREMENT TCHRS SE | 545.00 | 0.00 | 53.34 | 9.79 | 491.66 | 0.00 | 491.66 |
| 01 2212 231 008 | INST & CURR DEV - RETIREMENT TCHRS BSMS | 714.00 | 0.00 | 231.66 | 32.45 | 482.34 | 0.00 | 482.34 |
| 01 2212 233 000 | INST & CURR DEV - RETIRE SUB TEACH DIST | 0.00 | 0.00 | 0.00 | 0.00 | 0.00 | 0.00 | 0.00 |
| 01 2212 233 001 | INST & CURR DEV - RETIRE SUB TEACHERS HS | 0.00 | 6.25 | 6.25 | 0.00 | (6.25) | 0.00 | (6.25) |
| 01 2212 233 002 | INST & CURR DEV - RETIRE SUB TEACHERS BE | 0.00 | 0.00 | 0.00 | 0.00 | 0.00 | 0.00 | 0.00 |
| 01 2212 233 003 | INST & CURR DEV - RETIRE SUB TEACHERS PC | 13.00 | 0.00 | 6.25 | 48.08 | 6.75 | 0.00 | 6.75 |
| 01 2212 233 004 | INST & CURR DEV - RETIRE SUB TEACHERS HE | 52.00 | 0.00 | 0.00 | 0.00 | 52.00 | 0.00 | 52.00 |

| Account Number | Account Description | Revised Budget | Expended During Month | Expenditures to Date | % of Budget | Balance at EOM | P/ O Outstanding | Unencumbered Balance |
|-----------------|--------------------------------------------|----------------|-----------------------|----------------------|-------------|----------------|------------------|----------------------|
| 01 2212 233 005 | INST & CURR DEV - RETIRE SUB TEACHERS BMS | 0.00 | 0.00 | 0.00 | 0.00 | 0.00 | 0.00 | 0.00 |
| 01 2212 233 006 | INST & CURR DEV - RETIRE SUB TEACHERS AP | 0.00 | 0.00 | 0.00 | 0.00 | 0.00 | 0.00 | 0.00 |
| 01 2212 233 007 | INST & CURR DEV - RETIRE SUB TEACHERS SE | 0.00 | 0.00 | 0.00 | 0.00 | 0.00 | 0.00 | 0.00 |
| 01 2212 233 008 | INST & CURR DEV - RETIRE SUB TEACHERS BSMS | 0.00 | 0.00 | 0.00 | 0.00 | 0.00 | 0.00 | 0.00 |
| 01 2212 237 000 | INST & CURR DEV - INCR RET CONTR DIST | 104.00 | 0.00 | 5.66 | 5.44 | 98.34 | 0.00 | 98.34 |
| 01 2212 237 001 | INST & CURR DEV - INCR RET CONTR HS | 350.00 | 2.15 | 64.84 | 18.53 | 285.16 | 0.00 | 285.16 |
| 01 2212 237 002 | INST & CURR DEV - INCR RET CONTR BE | 324.00 | 0.00 | 41.35 | 12.76 | 282.65 | 0.00 | 282.65 |
| 01 2212 237 003 | INST & CURR DEV - INCR RET CONTR PC | 307.00 | 0.00 | 105.32 | 34.31 | 201.68 | 0.00 | 201.68 |
| 01 2212 237 004 | INST & CURR DEV - INCR RET CONTR HE | 292.00 | 0.00 | 68.15 | 23.34 | 223.85 | 0.00 | 223.85 |
| 01 2212 237 005 | INST & CURR DEV - INCR RET CONTR BMS | 219.00 | 0.00 | 54.48 | 24.88 | 164.52 | 0.00 | 164.52 |
| 01 2212 237 006 | INST & CURR DEV - INCR RET CONTR AP | 272.00 | 0.00 | 47.45 | 17.44 | 224.55 | 0.00 | 224.55 |
| 01 2212 237 007 | INST & CURR DEV - INCR RET CONTR SE | 187.00 | 0.00 | 18.36 | 9.82 | 168.64 | 0.00 | 168.64 |
| 01 2212 237 008 | INST & CURR DEV - INCR RET CONTR BSMS | 245.00 | 0.00 | 79.81 | 32.58 | 165.19 | 0.00 | 165.19 |
| 01 2212 350 000 | INST & CURR DEV - OTHER PROF SERV DIST | 0.00 | 0.00 | 0.00 | 0.00 | 0.00 | 0.00 | 0.00 |
| 01 2212 580 000 | INST & CURR DEV - TRAVEL & MILEAGE DIST | 6,000.00 | 0.00 | 79.08 | 1.32 | 5,920.92 | 0.00 | 5,920.92 |
| 01 2212 580 001 | INST & CURR DEV - TRAVEL & MILEAGE HS | 0.00 | 0.00 | 0.00 | 0.00 | 0.00 | 0.00 | 0.00 |
| 01 2212 580 002 | INST & CURR DEV - TRAVEL & MILEAGE BE | 0.00 | 0.00 | 0.00 | 0.00 | 0.00 | 0.00 | 0.00 |
| 01 2212 580 003 | INST & CURR DEV - TRAVEL & MILEAGE PC | 0.00 | 0.00 | 0.00 | 0.00 | 0.00 | 0.00 | 0.00 |
| 01 2212 580 004 | INST & CURR DEV - TRAVEL & MILEAGE HE | 0.00 | 0.00 | 0.00 | 0.00 | 0.00 | 0.00 | 0.00 |
| 01 2212 580 005 | INST & CURR DEV - TRAVEL & MILEAGE BMS | 0.00 | 0.00 | 0.00 | 0.00 | 0.00 | 0.00 | 0.00 |
| 01 2212 580 006 | INST & CURR DEV - TRAVEL & MILEAGE AP | 0.00 | 0.00 | 0.00 | 0.00 | 0.00 | 0.00 | 0.00 |
| 01 2212 580 007 | INST & CURR DEV - TRAVEL & MILEAGE SE | 0.00 | 0.00 | 0.00 | 0.00 | 0.00 | 0.00 | 0.00 |
| 01 2212 580 008 | INST & CURR DEV - TRAVEL & MILEAGE BSMS | 0.00 | 0.00 | 0.00 | 0.00 | 0.00 | 0.00 | 0.00 |
| 01 2212 590 000 | INST & CURR DEV - PURCHASED SRVS DIST | 0.00 | 0.00 | 0.00 | 0.00 | 0.00 | 0.00 | 0.00 |
| 01 2212 610 000 | INST & CURR DEV - SUPPLIES DIST | 18,000.00 | 1,824.04 | 4,175.44 | 36.90 | 13,824.56 | 2,466.14 | 11,358.42 |
| 01 2212 610 001 | INST & CURR DEV - SUPPLIES HS | 500.00 | 0.00 | 0.00 | 0.00 | 500.00 | 0.00 | 500.00 |
| 01 2212 610 002 | INST & CURR DEV - SUPPLIES BE | 500.00 | 0.00 | 0.00 | 0.00 | 500.00 | 0.00 | 500.00 |
| 01 2212 610 003 | INST & CURR DEV - SUPPLIES PC | 500.00 | 0.00 | 0.00 | 0.00 | 500.00 | 0.00 | 500.00 |
| 01 2212 610 004 | INST & CURR DEV - SUPPLIES HE | 500.00 | 0.00 | 0.00 | 0.00 | 500.00 | 0.00 | 500.00 |
| 01 2212 610 005 | INST & CURR DEV - SUPPLIES BMS | 500.00 | 0.00 | 0.00 | 0.00 | 500.00 | 0.00 | 500.00 |
| 01 2212 610 006 | INST & CURR DEV - SUPPLIES AP | 500.00 | 0.00 | 0.00 | 0.00 | 500.00 | 0.00 | 500.00 |
| 01 2212 610 007 | INST & CURR DEV - SUPPLIES SE | 500.00 | 0.00 | 250.00 | 50.00 | 250.00 | 0.00 | 250.00 |
| 01 2212 610 008 | INST & CURR DEV - SUPPLIES BSMS | 500.00 | 0.00 | 0.00 | 0.00 | 500.00 | 0.00 | 500.00 |
| 01 2212 735 000 | INST & CURR DEV - SOFTWARE DIST | 0.00 | 0.00 | 0.00 | 0.00 | 0.00 | 0.00 | 0.00 |
| 01 2212 810 000 | INST & CURR DEV - DUES & FEES DIST | 25,000.00 | 50.00 | 1,499.79 | 11.85 | 23,500.21 | 1,462.73 | 22,037.48 |
| 01 2212 810 001 | INST & CURR DEV - DUES & FEES HS | 15,000.00 | 0.00 | 283.00 | 2.12 | 14,717.00 | 35.00 | 14,682.00 |
| 01 2212 810 002 | INST & CURR DEV - DUES & FEES BE | 2,000.00 | 145.50 | 165.50 | 8.28 | 1,834.50 | 0.00 | 1,834.50 |
| 01 2212 810 003 | INST & CURR DEV - DUES & FEES PC | 2,000.00 | 250.00 | 285.00 | 14.25 | 1,715.00 | 0.00 | 1,715.00 |
| 01 2212 810 004 | INST & CURR DEV - DUES & FEES HE | 2,000.00 | 125.00 | 305.00 | 28.25 | 1,695.00 | 260.00 | 1,435.00 |
| 01 2212 810 005 | INST & CURR DEV - DUES & FEES BMS | 2,000.00 | 0.00 | 0.00 | 0.00 | 2,000.00 | 0.00 | 2,000.00 |
| 01 2212 810 006 | INST & CURR DEV - DUES & FEES AP | 2,000.00 | 25.00 | 25.00 | 1.25 | 1,975.00 | 0.00 | 1,975.00 |
| 01 2212 810 007 | INST & CURR DEV - DUES & FEES SE | 2,000.00 | 25.00 | 25.00 | 1.25 | 1,975.00 | 0.00 | 1,975.00 |
| 01 2212 810 008 | INST & CURR DEV - DUES & FEES BSMS | 2,000.00 | 0.00 | 0.00 | 3.75 | 2,000.00 | 75.00 | 1,925.00 |
| 01 2212 890 000 | INST & CURR DEV - OTHER MISC DIST | 0.00 | 0.00 | 0.00 | 0.00 | 0.00 | 0.00 | 0.00 |
| 01 2212 890 001 | INST & CURR DEV - OTHER MISC HS | 0.00 | 0.00 | 0.00 | 0.00 | 0.00 | 0.00 | 0.00 |
| 01 2212 890 002 | INST & CURR DEV - OTHER MISC BE | 0.00 | 0.00 | 0.00 | 0.00 | 0.00 | 0.00 | 0.00 |
| 01 2212 890 003 | INST & CURR DEV - OTHER MISC PC | 200.00 | 0.00 | 0.00 | 0.00 | 200.00 | 0.00 | 200.00 |
| 01 2212 890 004 | INST & CURR DEV - OTHER MISC HE | 0.00 | 0.00 | 0.00 | 0.00 | 0.00 | 0.00 | 0.00 |
| 01 2212 890 005 | INST & CURR DEV - OTHER MISC BMS | 0.00 | 0.00 | 0.00 | 0.00 | 0.00 | 0.00 | 0.00 |
| 01 2212 890 006 | INST & CURR DEV - OTHER MISC AP | 0.00 | 0.00 | 0.00 | 0.00 | 0.00 | 0.00 | 0.00 |
| 01 2212 890 007 | INST & CURR DEV - OTHER MISC SE | 0.00 | 0.00 | 0.00 | 0.00 | 0.00 | 0.00 | 0.00 |
| 01 2212 890 008 | INST & CURR DEV - OTHER MISC BSMS | 0.00 | 0.00 | 0.00 | 0.00 | 0.00 | 0.00 | 0.00 |
| 2212 | INST STAFF TRNG AND CURR DEV | 239,353.00 | 12,975.92 | 58,494.19 | 26.23 | 180,858.81 | 4,298.87 | 176,559.94 |
| 2213 | INSTRUCTIONAL STAFF TRAINING | | | | | | | |
| 01 2213 111 000 | INST STAFF TRNG - SALARIES PROF STAFF DIST | 96,997.00 | 7,611.62 | 30,446.48 | 31.39 | 66,550.52 | 0.00 | 66,550.52 |

| Account Number | Account Description | Revised Budget | Expended During Month | Expenditures to Date | % of Budget | Balance at EOM | P/ O Outstanding | Unencumbered Balance |
|-----------------|--------------------------------------------|----------------|-----------------------|----------------------|-------------|----------------|------------------|----------------------|
| 01 2213 151 000 | INST STAFF TRNG - ADD'L COMP PROF STAFF | 255.00 | 16.75 | 67.00 | 26.27 | 188.00 | 0.00 | 188.00 |
| 01 2213 211 000 | INST STAFF TRNG - GROUP INS TEACHERS/PROF | 11,248.00 | 865.56 | 3,462.24 | 30.78 | 7,785.76 | 0.00 | 7,785.76 |
| 01 2213 221 000 | INST STAFF TRNG - SOC SEC TEACHERS/PROF | 7,575.00 | 583.08 | 2,332.32 | 30.79 | 5,242.68 | 0.00 | 5,242.68 |
| 01 2213 231 000 | INST STAFF TRNG - RETIREMENT TEACHERS/PROF | 7,150.00 | 559.45 | 2,237.80 | 31.30 | 4,912.20 | 0.00 | 4,912.20 |
| 01 2213 237 000 | INST STAFF TRNG - INCR RET CONTR | 2,459.00 | 192.41 | 769.63 | 31.30 | 1,689.37 | 0.00 | 1,689.37 |
| 01 2213 251 000 | INST STAFF TRNG - TUITION REIMB TCHRS DIST | 3,000.00 | 0.00 | 0.00 | 0.00 | 3,000.00 | 0.00 | 3,000.00 |
| 01 2213 251 001 | INST STAFF TRNG - TUITION REIMB TCHRS HS | 8,000.00 | 0.00 | 0.00 | 0.00 | 8,000.00 | 0.00 | 8,000.00 |
| 01 2213 251 002 | INST STAFF TRNG - TUITION REIMB TCHRS BE | 4,000.00 | 0.00 | 0.00 | 0.00 | 4,000.00 | 0.00 | 4,000.00 |
| 01 2213 251 003 | INST STAFF TRNG - TUITION REIMB TCHRS PC | 4,000.00 | 0.00 | 0.00 | 0.00 | 4,000.00 | 0.00 | 4,000.00 |
| 01 2213 251 004 | INST STAFF TRNG - TUITION REIMB TCHRS HE | 4,000.00 | 0.00 | 0.00 | 0.00 | 4,000.00 | 0.00 | 4,000.00 |
| 01 2213 251 005 | INST STAFF TRNG - TUITION REIMB TCHRS BMS | 6,000.00 | 0.00 | 0.00 | 0.00 | 6,000.00 | 0.00 | 6,000.00 |
| 01 2213 251 006 | INST STAFF TRNG - TUITION REIMB TCHRS AP | 4,000.00 | 0.00 | 0.00 | 0.00 | 4,000.00 | 0.00 | 4,000.00 |
| 01 2213 251 007 | INST STAFF TRNG - TUITION REIMB TCHRS SE | 4,000.00 | 0.00 | 0.00 | 0.00 | 4,000.00 | 0.00 | 4,000.00 |
| 01 2213 251 008 | INST STAFF TRNG - TUITION REIMB TCHRS BSMS | 6,000.00 | 0.00 | 0.00 | 0.00 | 6,000.00 | 0.00 | 6,000.00 |
| 01 2213 281 000 | INST STAFF TRNG - HEALTH BEN TEACHERS | 0.00 | 0.00 | 0.00 | 0.00 | 0.00 | 0.00 | 0.00 |
| 2213 | INSTRUCTIONAL STAFF TRAINING | 168,684.00 | 9,828.87 | 39,315.47 | 23.31 | 129,368.53 | 0.00 | 129,368.53 |
| 2220 | SCHOOL LIBRARY SERVICES | | | | | | | |
| 01 2220 111 001 | LIBRARY - SALARIES TEACHERS HS | 83,459.00 | 6,549.25 | 26,197.00 | 31.39 | 57,262.00 | 0.00 | 57,262.00 |
| 01 2220 111 002 | LIBRARY - SALARIES TEACHERS BE | 68,731.00 | 5,521.92 | 22,087.68 | 32.14 | 46,643.32 | 0.00 | 46,643.32 |
| 01 2220 111 003 | LIBRARY - SALARIES TEACHERS PC | 85,504.00 | 10,544.05 | 42,519.36 | 49.73 | 42,984.64 | 0.00 | 42,984.64 |
| 01 2220 111 004 | LIBRARY - SALARIES TEACHERS HE | 70,367.00 | 5,650.33 | 22,601.32 | 32.12 | 47,765.68 | 0.00 | 47,765.68 |
| 01 2220 111 005 | LIBRARY - SALARIES TEACHERS BMS | 37,024.00 | 3,130.16 | 12,520.64 | 33.82 | 24,503.36 | 0.00 | 24,503.36 |
| 01 2220 111 006 | LIBRARY - SALARIES TEACHERS AP | 74,458.00 | 6,581.35 | 26,325.40 | 35.36 | 48,132.60 | 0.00 | 48,132.60 |
| 01 2220 111 007 | LIBRARY - SALARIES TEACHERS SE | 74,458.00 | 6,452.94 | 25,811.76 | 34.67 | 48,646.24 | 0.00 | 48,646.24 |
| 01 2220 111 008 | LIBRARY - SALARIES TEACHERS BSMS | 37,024.00 | 3,130.15 | 12,520.60 | 33.82 | 24,503.40 | 0.00 | 24,503.40 |
| 01 2220 112 002 | LIBRARY - SALARIES INSTR AIDES BE | 16,867.00 | 2,094.98 | 7,134.50 | 42.30 | 9,732.50 | 0.00 | 9,732.50 |
| 01 2220 112 003 | LIBRARY - SALARIES INSTR AIDES PC | 16,770.00 | 0.00 | 0.00 | 0.00 | 16,770.00 | 0.00 | 16,770.00 |
| 01 2220 112 004 | LIBRARY - SALARIES INSTR AIDES HE | 16,960.00 | 2,087.42 | 8,832.86 | 52.08 | 8,127.14 | 0.00 | 8,127.14 |
| 01 2220 112 005 | LIBRARY - SALARIES INSTR AIDES BMS | 10,295.00 | 1,069.17 | 4,399.62 | 42.74 | 5,895.38 | 0.00 | 5,895.38 |
| 01 2220 112 006 | LIBRARY - SALARIES INSTR AIDES AP | 17,958.00 | 1,895.92 | 8,137.60 | 45.31 | 9,820.40 | 0.00 | 9,820.40 |
| 01 2220 112 007 | LIBRARY - SALARIES INSTR AIDES SE | 21,191.00 | 1,864.00 | 8,885.88 | 41.93 | 12,305.12 | 0.00 | 12,305.12 |
| 01 2220 112 008 | LIBRARY - SALARIES INSTR AIDES BSMS | 10,295.00 | 1,069.16 | 4,399.57 | 42.74 | 5,895.43 | 0.00 | 5,895.43 |
| 01 2220 122 001 | LIBRARY - SUB AIDES HS | 0.00 | 0.00 | 0.00 | 0.00 | 0.00 | 0.00 | 0.00 |
| 01 2220 122 002 | LIBRARY - SUB AIDES BE | 232.00 | 0.00 | 428.51 | 184.70 | (196.51) | 0.00 | (196.51) |
| 01 2220 122 003 | LIBRARY - SUB AIDES PC | 3,085.00 | 303.93 | 303.93 | 9.85 | 2,781.07 | 0.00 | 2,781.07 |
| 01 2220 122 004 | LIBRARY - SUB AIDES HE | 4,304.00 | 0.00 | 362.29 | 8.42 | 3,941.71 | 0.00 | 3,941.71 |
| 01 2220 122 005 | LIBRARY - SUB AIDES BMS | 186.00 | 0.00 | 0.00 | 0.00 | 186.00 | 0.00 | 186.00 |
| 01 2220 122 006 | LIBRARY - SUB AIDES AP | 109.00 | 84.98 | 182.83 | 167.73 | (73.83) | 0.00 | (73.83) |
| 01 2220 122 007 | LIBRARY - SUB AIDES SE | 900.00 | 208.40 | 208.40 | 23.16 | 691.60 | 0.00 | 691.60 |
| 01 2220 123 001 | LIBRARY - SUB TEACHERS HS | 1,759.00 | 0.00 | 170.00 | 9.66 | 1,589.00 | 0.00 | 1,589.00 |
| 01 2220 123 002 | LIBRARY - SUB TEACHERS BE | 1,666.00 | 510.00 | 680.00 | 40.82 | 986.00 | 0.00 | 986.00 |
| 01 2220 123 003 | LIBRARY - SUB TEACHERS PC | 2,685.00 | 255.00 | 1,870.00 | 69.65 | 815.00 | 0.00 | 815.00 |
| 01 2220 123 004 | LIBRARY - SUB TEACHERS HE | 1,851.00 | 0.00 | 340.00 | 18.37 | 1,511.00 | 0.00 | 1,511.00 |
| 01 2220 123 005 | LIBRARY - SUB TEACHERS BMS | 1,851.00 | 85.00 | 425.00 | 22.96 | 1,426.00 | 0.00 | 1,426.00 |
| 01 2220 123 006 | LIBRARY - SUB TEACHERS AP | 2,314.00 | 340.00 | 1,360.00 | 58.77 | 954.00 | 0.00 | 954.00 |
| 01 2220 123 007 | LIBRARY - SUB TEACHERS SE | 1,296.00 | 170.00 | 425.00 | 32.79 | 871.00 | 0.00 | 871.00 |
| 01 2220 123 008 | LIBRARY - SUB TEACHERS BSMS | 0.00 | 0.00 | 0.00 | 0.00 | 0.00 | 0.00 | 0.00 |
| 01 2220 150 005 | LIBRARY - ADD'L COMP NON-INSTR BMS | 0.00 | 0.00 | 0.00 | 0.00 | 0.00 | 0.00 | 0.00 |
| 01 2220 150 008 | LIBRARY - ADD'L COMP NON-INSTR BSMS | 0.00 | 0.00 | 0.00 | 0.00 | 0.00 | 0.00 | 0.00 |
| 01 2220 151 001 | LIBRARY - ADD'L COMP TEACHERS HS | 221.00 | 14.41 | 57.64 | 26.08 | 163.36 | 0.00 | 163.36 |
| 01 2220 151 002 | LIBRARY - ADD'L COMP TEACHERS BE | 182.00 | 12.15 | 48.60 | 26.70 | 133.40 | 0.00 | 133.40 |
| 01 2220 151 003 | LIBRARY - ADD'L COMP TEACHERS PC | 226.00 | 14.76 | 59.04 | 26.12 | 166.96 | 0.00 | 166.96 |
| 01 2220 151 004 | LIBRARY - ADD'L COMP TEACHERS HE | 186.00 | 12.43 | 49.72 | 26.73 | 136.28 | 0.00 | 136.28 |
| 01 2220 151 005 | LIBRARY - ADD'L COMP TEACHERS BMS | 172.00 | 6.88 | 27.52 | 16.00 | 144.48 | 0.00 | 144.48 |
| 01 2220 151 006 | LIBRARY - ADD'L COMP TEACHERS AP | 197.00 | 14.48 | 57.92 | 29.40 | 139.08 | 0.00 | 139.08 |

01/09/2025 04:16 PM

Regular; Processing Month 12/2024

User ID: MDT

| Account Number | Account Description | Revised Budget | Expended During Month | Expenditures to Date | % of Budget | Balance at EOM | P/ O Outstanding | Unencumbered Balance |
|-----------------|-------------------------------------|----------------|-----------------------|----------------------|-------------|----------------|------------------|----------------------|
| 01 2220 151 007 | LIBRARY - ADD'L COMP TEACHERS SE | 197.00 | 14.20 | 56.80 | 28.83 | 140.20 | 0.00 | 140.20 |
| 01 2220 151 008 | LIBRARY - ADD'L COMP TEACHERS BSMS | 172.00 | 11.54 | 46.16 | 26.84 | 125.84 | 0.00 | 125.84 |
| 01 2220 152 002 | LIBRARY - ADD'L COMP AIDES BE | 93.00 | 4.05 | 16.20 | 17.42 | 76.80 | 0.00 | 76.80 |
| 01 2220 152 003 | LIBRARY - ADD'L COMP AIDES PC | 0.00 | 4.69 | 18.76 | 0.00 | (18.76) | 0.00 | (18.76) |
| 01 2220 152 004 | LIBRARY - ADD'L COMP AIDES HE | 16.00 | 4.37 | 17.48 | 109.25 | (1.48) | 0.00 | (1.48) |
| 01 2220 152 006 | LIBRARY - ADD'L COMP AIDES AP | 0.00 | 0.00 | 0.00 | 0.00 | 0.00 | 0.00 | 0.00 |
| 01 2220 152 007 | LIBRARY - ADD'L COMP AIDES SE | 59.00 | 4.67 | 18.68 | 31.66 | 40.32 | 0.00 | 40.32 |
| 01 2220 211 001 | LIBRARY - GROUP INS TEACHERS HS | 30,206.00 | 2,007.81 | 8,031.24 | 26.59 | 22,174.76 | 0.00 | 22,174.76 |
| 01 2220 211 002 | LIBRARY - GROUP INS TEACHERS BE | 30,206.00 | 2,329.14 | 9,316.56 | 30.84 | 20,889.44 | 0.00 | 20,889.44 |
| 01 2220 211 003 | LIBRARY - GROUP INS TEACHERS PC | 9,771.00 | 1,505.24 | 6,020.96 | 61.62 | 3,750.04 | 0.00 | 3,750.04 |
| 01 2220 211 004 | LIBRARY - GROUP INS TEACHERS HE | 30,206.00 | 2,329.14 | 9,316.56 | 30.84 | 20,889.44 | 0.00 | 20,889.44 |
| 01 2220 211 005 | LIBRARY - GROUP INS TEACHERS BMS | 31.00 | 1.05 | 4.20 | 13.55 | 26.80 | 0.00 | 26.80 |
| 01 2220 211 006 | LIBRARY - GROUP INS TEACHERS AP | 30,206.00 | 2,329.14 | 9,316.56 | 30.84 | 20,889.44 | 0.00 | 20,889.44 |
| 01 2220 211 007 | LIBRARY - GROUP INS TEACHERS SE | 26,044.00 | 2,007.81 | 8,031.24 | 30.84 | 18,012.76 | 0.00 | 18,012.76 |
| 01 2220 211 008 | LIBRARY - GROUP INS TEACHERS BSMS | 31.00 | 1.05 | 4.20 | 13.55 | 26.80 | 0.00 | 26.80 |
| 01 2220 212 002 | LIBRARY - GROUP INS AIDES BE | 54.00 | 2.44 | 8.74 | 16.19 | 45.26 | 0.00 | 45.26 |
| 01 2220 212 003 | LIBRARY - GROUP INS AIDES PC | 28.00 | 0.00 | 0.00 | 0.00 | 28.00 | 0.00 | 28.00 |
| 01 2220 212 004 | LIBRARY - GROUP INS AIDES HE | 45.00 | 2.10 | 8.40 | 18.67 | 36.60 | 0.00 | 36.60 |
| 01 2220 212 005 | LIBRARY - GROUP INS AIDES BMS | 31.00 | 1.05 | 4.20 | 13.55 | 26.80 | 0.00 | 26.80 |
| 01 2220 212 006 | LIBRARY - GROUP INS AIDES AP | 0.00 | 0.00 | 0.00 | 0.00 | 0.00 | 0.00 | 0.00 |
| 01 2220 212 007 | LIBRARY - GROUP INS AIDES SE | 60.00 | 1.76 | 8.06 | 13.43 | 51.94 | 0.00 | 51.94 |
| 01 2220 212 008 | LIBRARY - GROUP INS AIDES BSMS | 31.00 | 1.05 | 4.20 | 13.55 | 26.80 | 0.00 | 26.80 |
| 01 2220 221 001 | LIBRARY - SOC SEC TEACHERS HS | 6,377.00 | 491.48 | 1,965.93 | 30.83 | 4,411.07 | 0.00 | 4,411.07 |
| 01 2220 221 002 | LIBRARY - SOC SEC TEACHERS BE | 5,246.00 | 411.11 | 1,644.49 | 31.35 | 3,601.51 | 0.00 | 3,601.51 |
| 01 2220 221 003 | LIBRARY - SOC SEC TEACHERS PC | 6,365.00 | 782.52 | 3,156.33 | 49.59 | 3,208.67 | 0.00 | 3,208.67 |
| 01 2220 221 004 | LIBRARY - SOC SEC TEACHERS HE | 5,239.00 | 416.43 | 1,665.73 | 31.79 | 3,573.27 | 0.00 | 3,573.27 |
| 01 2220 221 005 | LIBRARY - SOC SEC TEACHERS BMS | 3,140.00 | 258.16 | 1,032.63 | 32.89 | 2,107.37 | 0.00 | 2,107.37 |
| 01 2220 221 006 | LIBRARY - SOC SEC TEACHERS AP | 5,694.00 | 495.85 | 1,983.41 | 34.83 | 3,710.59 | 0.00 | 3,710.59 |
| 01 2220 221 007 | LIBRARY - SOC SEC TEACHERS SE | 5,499.00 | 470.26 | 1,881.04 | 34.21 | 3,617.96 | 0.00 | 3,617.96 |
| 01 2220 221 008 | LIBRARY - SOC SEC TEACHERS BSMS | 3,140.00 | 258.52 | 1,034.07 | 32.93 | 2,105.93 | 0.00 | 2,105.93 |
| 01 2220 222 002 | LIBRARY - SOC SEC AIDES BE | 1,339.00 | 160.57 | 579.82 | 43.30 | 759.18 | 0.00 | 759.18 |
| 01 2220 222 003 | LIBRARY - SOC SEC AIDES PC | 1,539.00 | 23.60 | 24.68 | 1.60 | 1,514.32 | 0.00 | 1,514.32 |
| 01 2220 222 004 | LIBRARY - SOC SEC AIDES HE | 1,646.00 | 160.02 | 704.77 | 42.82 | 941.23 | 0.00 | 941.23 |
| 01 2220 222 005 | LIBRARY - SOC SEC AIDES BMS | 816.00 | 81.79 | 336.59 | 41.25 | 479.41 | 0.00 | 479.41 |
| 01 2220 222 006 | LIBRARY - SOC SEC AIDES AP | 1,408.00 | 151.54 | 636.54 | 45.21 | 771.46 | 0.00 | 771.46 |
| 01 2220 222 007 | LIBRARY - SOC SEC AIDES SE | 1,724.00 | 158.89 | 697.13 | 40.44 | 1,026.87 | 0.00 | 1,026.87 |
| 01 2220 222 008 | LIBRARY - SOC SEC AIDES BSMS | 802.00 | 81.78 | 336.54 | 41.96 | 465.46 | 0.00 | 465.46 |
| 01 2220 223 001 | LIBRARY - SOC SEC SUB TEACHERS HS | 132.00 | 0.00 | 13.01 | 9.86 | 118.99 | 0.00 | 118.99 |
| 01 2220 223 002 | LIBRARY - SOC SEC SUB TEACHERS BE | 125.00 | 39.01 | 52.02 | 41.62 | 72.98 | 0.00 | 72.98 |
| 01 2220 223 003 | LIBRARY - SOC SEC SUB TEACHERS PC | 201.00 | 19.50 | 143.05 | 71.17 | 57.95 | 0.00 | 57.95 |
| 01 2220 223 004 | LIBRARY - SOC SEC SUB TEACHERS HE | 139.00 | 0.00 | 26.01 | 18.71 | 112.99 | 0.00 | 112.99 |
| 01 2220 223 005 | LIBRARY - SOC SEC SUB TEACHERS BMS | 139.00 | 6.50 | 32.52 | 23.40 | 106.48 | 0.00 | 106.48 |
| 01 2220 223 006 | LIBRARY - SOC SEC SUB TEACHERS AP | 173.00 | 26.02 | 104.07 | 60.16 | 68.93 | 0.00 | 68.93 |
| 01 2220 223 007 | LIBRARY - SOC SEC SUB TEACHERS SE | 97.00 | 13.00 | 32.50 | 33.51 | 64.50 | 0.00 | 64.50 |
| 01 2220 223 008 | LIBRARY - SOC SEC SUB TEACHERS BSMS | 0.00 | 0.00 | 0.00 | 0.00 | 0.00 | 0.00 | 0.00 |
| 01 2220 231 001 | LIBRARY - RETIREMENT TEACHERS HS | 6,152.00 | 481.37 | 1,925.48 | 31.30 | 4,226.52 | 0.00 | 4,226.52 |
| 01 2220 231 002 | LIBRARY - RETIREMENT TEACHERS BE | 5,067.00 | 404.60 | 1,618.41 | 31.94 | 3,448.59 | 0.00 | 3,448.59 |
| 01 2220 231 003 | LIBRARY - RETIREMENT TEACHERS PC | 6,303.00 | 774.99 | 3,125.17 | 49.58 | 3,177.83 | 0.00 | 3,177.83 |
| 01 2220 231 004 | LIBRARY - RETIREMENT TEACHERS HE | 5,187.00 | 415.30 | 1,661.20 | 32.03 | 3,525.80 | 0.00 | 3,525.80 |
| 01 2220 231 005 | LIBRARY - RETIREMENT TEACHERS BMS | 2,729.00 | 230.07 | 920.28 | 33.72 | 1,808.72 | 0.00 | 1,808.72 |
| 01 2220 231 006 | LIBRARY - RETIREMENT TEACHERS AP | 5,489.00 | 483.73 | 1,934.92 | 35.25 | 3,554.08 | 0.00 | 3,554.08 |
| 01 2220 231 007 | LIBRARY - RETIREMENT TEACHERS SE | 5,489.00 | 474.29 | 1,897.16 | 34.56 | 3,591.84 | 0.00 | 3,591.84 |
| 01 2220 231 008 | LIBRARY - RETIREMENT TEACHERS BSMS | 2,729.00 | 230.07 | 920.27 | 33.72 | 1,808.73 | 0.00 | 1,808.73 |
| 01 2220 232 002 | LIBRARY - RETIREMENT AIDES BE | 1,243.00 | 153.98 | 524.38 | 42.19 | 718.62 | 0.00 | 718.62 |
| 01 2220 232 003 | LIBRARY - RETIREMENT AIDES PC | 1,030.00 | 0.00 | 0.00 | 0.00 | 1,030.00 | 0.00 | 1,030.00 |

| Account Number | Account Description | Revised Budget | Expended During Month | Expenditures to Date | % of Budget | Balance at EOM | P/ O Outstanding | Unencumbered Balance |
|-----------------|----------------------------------------|----------------|-----------------------|----------------------|-------------|----------------|------------------|----------------------|
| 01 2220 232 004 | LIBRARY - RETIREMENT AIDES HE | 1,243.00 | 152.59 | 645.87 | 51.96 | 597.13 | 0.00 | 597.13 |
| 01 2220 232 005 | LIBRARY - RETIREMENT AIDES BMS | 756.00 | 78.58 | 323.37 | 42.77 | 432.63 | 0.00 | 432.63 |
| 01 2220 232 006 | LIBRARY - RETIREMENT AIDES AP | 913.00 | 82.31 | 345.87 | 37.88 | 567.13 | 0.00 | 567.13 |
| 01 2220 232 007 | LIBRARY - RETIREMENT AIDES SE | 1,562.00 | 137.01 | 653.12 | 41.81 | 908.88 | 0.00 | 908.88 |
| 01 2220 232 008 | LIBRARY - RETIREMENT AIDES BSMS | 756.00 | 78.59 | 323.37 | 42.77 | 432.63 | 0.00 | 432.63 |
| 01 2220 233 001 | LIBRARY - RETIREMENT SUB TEACHERS HS | 0.00 | 0.00 | 0.00 | 0.00 | 0.00 | 0.00 | 0.00 |
| 01 2220 233 002 | LIBRARY - RETIREMENT SUB TEACHERS BE | 0.00 | 0.00 | 0.00 | 0.00 | 0.00 | 0.00 | 0.00 |
| 01 2220 233 003 | LIBRARY - RETIREMENT SUB TEACHERS PC | 19.00 | 0.00 | 0.00 | 0.00 | 19.00 | 0.00 | 19.00 |
| 01 2220 233 004 | LIBRARY - RETIREMENT SUB TEACHERS HE | 72.00 | 0.00 | 0.00 | 0.00 | 72.00 | 0.00 | 72.00 |
| 01 2220 233 005 | LIBRARY - RETIREMENT SUB TEACHERS BMS | 0.00 | 0.00 | 0.00 | 0.00 | 0.00 | 0.00 | 0.00 |
| 01 2220 233 006 | LIBRARY - RETIREMENT SUB TEACHERS AP | 138.00 | 0.00 | 0.00 | 0.00 | 138.00 | 0.00 | 138.00 |
| 01 2220 233 007 | LIBRARY - RETIREMENT SUB TEACHERS SE | 0.00 | 0.00 | 0.00 | 0.00 | 0.00 | 0.00 | 0.00 |
| 01 2220 233 008 | LIBRARY - RETIREMENT SUB TEACHERS BSMS | 0.00 | 0.00 | 0.00 | 0.00 | 0.00 | 0.00 | 0.00 |
| 01 2220 237 001 | LIBRARY - INCR RET CONTR HS | 2,116.00 | 165.55 | 662.20 | 31.29 | 1,453.80 | 0.00 | 1,453.80 |
| 01 2220 237 002 | LIBRARY - INCR RET CONTR BE | 2,170.00 | 192.10 | 736.93 | 33.96 | 1,433.07 | 0.00 | 1,433.07 |
| 01 2220 237 003 | LIBRARY - INCR RET CONTR PC | 2,529.00 | 266.53 | 1,074.81 | 42.50 | 1,454.19 | 0.00 | 1,454.19 |
| 01 2220 237 004 | LIBRARY - INCR RET CONTR HE | 2,236.00 | 195.31 | 793.45 | 35.49 | 1,442.55 | 0.00 | 1,442.55 |
| 01 2220 237 005 | LIBRARY - INCR RET CONTR BMS | 1,199.00 | 106.15 | 427.70 | 35.67 | 771.30 | 0.00 | 771.30 |
| 01 2220 237 006 | LIBRARY - INCR RET CONTR AP | 2,249.00 | 194.68 | 784.42 | 34.88 | 1,464.58 | 0.00 | 1,464.58 |
| 01 2220 237 007 | LIBRARY - INCR RET CONTR SE | 2,425.00 | 210.24 | 877.10 | 36.17 | 1,547.90 | 0.00 | 1,547.90 |
| 01 2220 237 008 | LIBRARY - INCR RET CONTR BSMS | 1,199.00 | 106.14 | 427.68 | 35.67 | 771.32 | 0.00 | 771.32 |
| 01 2220 281 001 | LIBRARY - HEALTH BEN TEACHERS HS | 0.00 | 321.33 | 1,285.32 | 0.00 | (1,285.32) | 0.00 | (1,285.32) |
| 01 2220 281 002 | LIBRARY - HEALTH BEN TEACHERS BE | 0.00 | 0.00 | 0.00 | 0.00 | 0.00 | 0.00 | 0.00 |
| 01 2220 281 003 | LIBRARY - HEALTH BEN TEACHERS PC | 1,412.00 | 227.98 | 911.92 | 64.58 | 500.08 | 0.00 | 500.08 |
| 01 2220 281 004 | LIBRARY - HEALTH BEN TEACHERS HE | 0.00 | 0.00 | 0.00 | 0.00 | 0.00 | 0.00 | 0.00 |
| 01 2220 281 005 | LIBRARY - HEALTH BEN TEACHERS BMS | 3,001.00 | 237.50 | 950.00 | 31.66 | 2,051.00 | 0.00 | 2,051.00 |
| 01 2220 281 006 | LIBRARY - HEALTH BEN TEACHERS AP | 0.00 | 0.00 | 0.00 | 0.00 | 0.00 | 0.00 | 0.00 |
| 01 2220 281 007 | LIBRARY - HEALTH BEN TEACHERS SE | 3,981.00 | 321.33 | 1,285.32 | 32.29 | 2,695.68 | 0.00 | 2,695.68 |
| 01 2220 281 008 | LIBRARY - HEALTH BEN TEACHERS BSMS | 3,001.00 | 237.50 | 950.00 | 31.66 | 2,051.00 | 0.00 | 2,051.00 |
| 01 2220 340 001 | LIBRARY - OTHER PROF SERVICES HS | 0.00 | 0.00 | 0.00 | 0.00 | 0.00 | 0.00 | 0.00 |
| 01 2220 340 002 | LIBRARY - OTHER PROF SERVICES BE | 0.00 | 0.00 | 0.00 | 0.00 | 0.00 | 0.00 | 0.00 |
| 01 2220 340 003 | LIBRARY - OTHER PROF SERVICES PC | 0.00 | 0.00 | 0.00 | 0.00 | 0.00 | 0.00 | 0.00 |
| 01 2220 340 004 | LIBRARY - OTHER PROF SERVICES HE | 0.00 | 0.00 | 0.00 | 0.00 | 0.00 | 0.00 | 0.00 |
| 01 2220 340 005 | LIBRARY - OTHER PROF SERVICES BMS | 0.00 | 0.00 | 0.00 | 0.00 | 0.00 | 0.00 | 0.00 |
| 01 2220 340 006 | LIBRARY - OTHER PROF SERVICES AP | 0.00 | 0.00 | 0.00 | 0.00 | 0.00 | 0.00 | 0.00 |
| 01 2220 340 007 | LIBRARY - OTHER PROF SERVICES SE | 0.00 | 0.00 | 0.00 | 0.00 | 0.00 | 0.00 | 0.00 |
| 01 2220 340 008 | LIBRARY - OTHER PROF SERVICES BSMS | 0.00 | 0.00 | 20.00 | 0.00 | (20.00) | 0.00 | (20.00) |
| 01 2220 350 001 | LIBRARY - TECH SERVICES HS | 0.00 | 0.00 | 0.00 | 0.00 | 0.00 | 0.00 | 0.00 |
| 01 2220 350 002 | LIBRARY - TECH SERVICES BE | 0.00 | 0.00 | 0.00 | 0.00 | 0.00 | 0.00 | 0.00 |
| 01 2220 350 003 | LIBRARY - TECH SERVICES PC | 0.00 | 0.00 | 0.00 | 0.00 | 0.00 | 0.00 | 0.00 |
| 01 2220 350 004 | LIBRARY - TECH SERVICES HE | 0.00 | 0.00 | 0.00 | 0.00 | 0.00 | 0.00 | 0.00 |
| 01 2220 350 005 | LIBRARY - TECH SERVICES BMS | 0.00 | 0.00 | 0.00 | 0.00 | 0.00 | 0.00 | 0.00 |
| 01 2220 350 006 | LIBRARY - TECH SERVICES AP | 0.00 | 0.00 | 0.00 | 0.00 | 0.00 | 0.00 | 0.00 |
| 01 2220 350 007 | LIBRARY - TECH SERVICES SE | 0.00 | 0.00 | 0.00 | 0.00 | 0.00 | 0.00 | 0.00 |
| 01 2220 350 008 | LIBRARY - TECH SERVICES BSMS | 0.00 | 0.00 | 0.00 | 0.00 | 0.00 | 0.00 | 0.00 |
| 01 2220 580 001 | LIBRARY - TRAVEL & MILEAGE HS | 200.00 | 0.00 | 0.00 | 0.00 | 200.00 | 0.00 | 200.00 |
| 01 2220 580 002 | LIBRARY - TRAVEL & MILEAGE BE | 0.00 | 0.00 | 0.00 | 0.00 | 0.00 | 0.00 | 0.00 |
| 01 2220 580 003 | LIBRARY - TRAVEL & MILEAGE PC | 0.00 | 0.00 | 0.00 | 0.00 | 0.00 | 0.00 | 0.00 |
| 01 2220 580 004 | LIBRARY - TRAVEL & MILEAGE HE | 0.00 | 0.00 | 0.00 | 0.00 | 0.00 | 0.00 | 0.00 |
| 01 2220 580 005 | LIBRARY - TRAVEL & MILEAGE BMS | 0.00 | 0.00 | 0.00 | 0.00 | 0.00 | 0.00 | 0.00 |
| 01 2220 580 006 | LIBRARY - TRAVEL & MILEAGE AP | 0.00 | 0.00 | 0.00 | 0.00 | 0.00 | 0.00 | 0.00 |
| 01 2220 580 007 | LIBRARY - TRAVEL & MILEAGE SE | 0.00 | 0.00 | 0.00 | 0.00 | 0.00 | 0.00 | 0.00 |
| 01 2220 580 008 | LIBRARY - TRAVEL & MILEAGE BSMS | 0.00 | 0.00 | 0.00 | 0.00 | 0.00 | 0.00 | 0.00 |
| 01 2220 610 001 | LIBRARY - SUPPLIES HS | 5,000.00 | 0.00 | 25.74 | 0.51 | 4,974.26 | 0.00 | 4,974.26 |
| 01 2220 610 002 | LIBRARY - SUPPLIES BE | 500.00 | 0.00 | 301.78 | 69.57 | 198.22 | 46.06 | 152.16 |

| Account Number | Account Description | Revised Budget | Expended During Month | Expenditures to Date | % of Budget | Balance at EOM | P/ O Outstanding | Unencumbered Balance |
|-----------------|------------------------------------------|----------------|-----------------------|----------------------|-------------|----------------|------------------|----------------------|
| 01 2220 890 002 | LIBRARY - OTHER MISC BE | 0.00 | 0.00 | 0.00 | 0.00 | 0.00 | 0.00 | 0.00 |
| 01 2220 890 003 | LIBRARY - OTHER MISC PC | 0.00 | 0.00 | 0.00 | 0.00 | 0.00 | 0.00 | 0.00 |
| 01 2220 890 004 | LIBRARY - OTHER MISC HE | 150.00 | 0.00 | 25.98 | 17.32 | 124.02 | 0.00 | 124.02 |
| 01 2220 890 005 | LIBRARY - OTHER MISC BMS | 50.00 | 0.00 | 0.00 | 0.00 | 50.00 | 0.00 | 50.00 |
| 01 2220 890 006 | LIBRARY - OTHER MISC AP | 0.00 | 0.00 | 0.00 | 0.00 | 0.00 | 0.00 | 0.00 |
| 01 2220 890 007 | LIBRARY - OTHER MISC SE | 0.00 | 0.00 | 0.00 | 0.00 | 0.00 | 0.00 | 0.00 |
| 01 2220 890 008 | LIBRARY - OTHER MISC BSMS | 300.00 | 0.00 | 0.00 | 0.00 | 300.00 | 0.00 | 300.00 |
| 2220 | SCHOOL LIBRARY SERVICES | 1,031,445.00 | 87,450.12 | 353,508.57 | 35.51 | 677,936.43 | 12,791.33 | 665,145.10 |
| 2230 | INSTR-RELATED TECHNOLOGY | | | | | | | |
| 01 2230 111 000 | TECHNOLOGY - SALARIES TEACHERS DIST | 0.00 | 0.00 | 0.00 | 0.00 | 0.00 | 0.00 | 0.00 |
| 01 2230 114 000 | TECHNOLOGY - SALARIES TECH STAFF DIST | 345,408.00 | 26,901.10 | 109,340.03 | 31.66 | 236,067.97 | 0.00 | 236,067.97 |
| 01 2230 124 000 | TECHNOLOGY - SUB TECH STAFF DIST | 0.00 | 0.00 | 0.00 | 0.00 | 0.00 | 0.00 | 0.00 |
| 01 2230 134 000 | TECHNOLOGY - OT SALARIES TECH STAFF DIST | 1,887.00 | 78.77 | 947.28 | 50.20 | 939.72 | 0.00 | 939.72 |
| 01 2230 151 000 | TECHNOLOGY - ADD'L COMP TEACHERS DIST | 0.00 | 0.00 | 0.00 | 0.00 | 0.00 | 0.00 | 0.00 |
| 01 2230 154 000 | TECHNOLOGY - ADD'L COMP TECH STAFF DIST | 677.00 | 0.00 | 0.00 | 0.00 | 677.00 | 0.00 | 677.00 |
| 01 2230 211 000 | TECHNOLOGY - GROUP INS TEACHERS DIST | 0.00 | 0.00 | 0.00 | 0.00 | 0.00 | 0.00 | 0.00 |
| 01 2230 214 000 | TECHNOLOGY - GROUP INS TECH STAFF DIST | 47,862.00 | 4,492.60 | 17,970.40 | 37.55 | 29,891.60 | 0.00 | 29,891.60 |
| 01 2230 221 000 | TECHNOLOGY - SOC SEC TEACHERS DIST | 0.00 | 0.00 | 0.00 | 0.00 | 0.00 | 0.00 | 0.00 |
| 01 2230 224 000 | TECHNOLOGY - SOC SEC TECH STAFF DIST | 27,786.00 | 2,083.42 | 8,514.85 | 30.64 | 19,271.15 | 0.00 | 19,271.15 |
| 01 2230 231 000 | TECHNOLOGY - RETIREMENT TEACHERS DIST | 0.00 | 0.00 | 0.00 | 0.00 | 0.00 | 0.00 | 0.00 |
| 01 2230 234 000 | TECHNOLOGY - RETIREMENT TECH STAFF DIST | 25,255.00 | 1,975.03 | 8,074.18 | 31.97 | 17,180.82 | 0.00 | 17,180.82 |
| 01 2230 237 000 | TECHNOLOGY - INCR RET CONTR DIST | 8,685.00 | 679.26 | 2,776.87 | 31.97 | 5,908.13 | 0.00 | 5,908.13 |
| 01 2230 281 000 | TECHNOLOGY - HEALTH BEN TEACHERS DIST | 0.00 | 0.00 | 0.00 | 0.00 | 0.00 | 0.00 | 0.00 |
| 01 2230 284 000 | TECHNOLOGY - HEALTH BEN TECH STAFF DIST | 15,927.00 | 910.32 | 3,641.28 | 22.86 | 12,285.72 | 0.00 | 12,285.72 |
| 01 2230 580 000 | TECHNOLOGY - TRAVEL & MILEAGE | 4,000.00 | 240.61 | 1,785.91 | 44.65 | 2,214.09 | 0.00 | 2,214.09 |
| 01 2230 733 000 | TECHNOLOGY - FURN & EQUIP | 0.00 | 0.00 | 0.00 | 0.00 | 0.00 | 0.00 | 0.00 |
| 01 2230 810 000 | TECHNOLOGY - DUES & FEES DIST | 0.00 | 0.00 | 0.00 | 0.00 | 0.00 | 0.00 | 0.00 |
| 2230 | INSTR-RELATED TECHNOLOGY | 477,487.00 | 37,361.11 | 153,050.80 | 32.05 | 324,436.20 | 0.00 | 324,436.20 |
| 2240 | STUDENT ASSESSMENT | | | | | | | |
| 01 2240 110 000 | STU ASSESS - SALARIES NON-INSTR DIST | 0.00 | 0.00 | 0.00 | 0.00 | 0.00 | 0.00 | 0.00 |
| 01 2240 130 000 | STU ASSESS - OT SALAIRES NON-INSTR DIST | 0.00 | 0.00 | 0.00 | 0.00 | 0.00 | 0.00 | 0.00 |
| 01 2240 150 000 | STU ASSESS - ADD'L COMP NON-INSTR DIST | 0.00 | 0.00 | 0.00 | 0.00 | 0.00 | 0.00 | 0.00 |
| 01 2240 210 000 | STU ASSESS - GROUP INS NON-INSTR DIST | 0.00 | 0.00 | 0.00 | 0.00 | 0.00 | 0.00 | 0.00 |
| 01 2240 220 000 | STU ASSESS - SOC SEC NON-INSTR DIST | 0.00 | 0.00 | 0.00 | 0.00 | 0.00 | 0.00 | 0.00 |
| 01 2240 230 000 | STU ASSESS - RETIREMENT NON-INSTR DIST | 0.00 | 0.00 | 0.00 | 0.00 | 0.00 | 0.00 | 0.00 |
| 01 2240 237 000 | STU ASSESS - INCR RET CONTR DIST | 0.00 | 0.00 | 0.00 | 0.00 | 0.00 | 0.00 | 0.00 |
| 01 2240 280 000 | STU ASSESS - HEALTH BEN NON-INSTR DIST | 0.00 | 0.00 | 0.00 | 0.00 | 0.00 | 0.00 | 0.00 |
| 2240 | STUDENT ASSESSMENT | 0.00 | 0.00 | 0.00 | 0.00 | 0.00 | 0.00 | 0.00 |
| 2310 | BOARD OF EDUCATION | | | | | | | |
| 01 2310 314 000 | BOARD OF ED - LOBBYIST FEES | 0.00 | 0.00 | 0.00 | 0.00 | 0.00 | 0.00 | 0.00 |
| 01 2310 340 000 | BOARD OF ED - OTHER PROF SERVICES | 0.00 | 0.00 | 9,500.00 | 0.00 | (9,500.00) | 0.00 | (9,500.00) |
| 01 2310 521 000 | BOARD OF ED - FIDELITY BOND PREMIUMS | 0.00 | 0.00 | 0.00 | 0.00 | 0.00 | 0.00 | 0.00 |
| 01 2310 540 000 | BOARD OF ED - ADVERTISING | 10,000.00 | 299.33 | 1,453.30 | 14.53 | 8,546.70 | 0.00 | 8,546.70 |
| 01 2310 580 000 | BOARD OF ED - TRAVEL & MILEAGE | 0.00 | 0.00 | 0.00 | 0.00 | 0.00 | 0.00 | 0.00 |
| 01 2310 610 000 | BOARD OF ED - SUPPLIES | 3,500.00 | 25.95 | 853.95 | 24.40 | 2,646.05 | 0.00 | 2,646.05 |
| 01 2310 733 000 | BOARD OF ED - FURN & EQUIP | 0.00 | 0.00 | 0.00 | 0.00 | 0.00 | 0.00 | 0.00 |
| 01 2310 735 000 | BOARD OF ED - SOFTWARE | 20,000.00 | 0.00 | 0.00 | 0.00 | 20,000.00 | 0.00 | 20,000.00 |
| 01 2310 810 000 | BOARD OF ED - DUES & FEES | 38,000.00 | 0.00 | 4,250.00 | 11.18 | 33,750.00 | 0.00 | 33,750.00 |
| 01 2310 820 000 | BOARD OF ED - JUDGEMENTS/SETTLEMENTS | 15,000.00 | 0.00 | 0.00 | 0.00 | 15,000.00 | 0.00 | 15,000.00 |
| 01 2310 890 000 | BOARD OF ED - OTHER MISC | 500.00 | 0.00 | 44.56 | 8.91 | 455.44 | 0.00 | 455.44 |
| 01 2310 950 000 | SPECIAL ITEMS | 0.00 | 0.00 | 0.00 | 0.00 | 0.00 | 0.00 | 0.00 |
| 2310 | BOARD OF EDUCATION | 87,000.00 | 325.28 | 16,101.81 | 18.51 | 70,898.19 | 0.00 | 70,898.19 |
| 2320 | EXECUTIVE ADMINISTRATION | | | | | | | |
| 01 2320 105 000 | EXEC ADMIN - SALARY OF SUPERINTENDENT | 234,000.00 | 19,542.90 | 78,171.60 | 33.41 | 155,828.40 | 0.00 | 155,828.40 |

01/09/2025 04:16 PM

Regular; Processing Month 12/2024

User ID: MDT

| Account Number | Account Description | Revised Budget | Expended During Month | Expenditures to Date | % of Budget | Balance at EOM | P/ O Outstanding | Unencumbered Balance |
|-----------------|-----------------------------------------|----------------|-----------------------|----------------------|-------------|----------------|------------------|----------------------|
| 01 2320 110 000 | EXEC ADMIN - SALARIES NON-INSTR | 63,301.00 | 4,863.53 | 20,486.24 | 32.36 | 42,814.76 | 0.00 | 42,814.76 |
| 01 2320 111 000 | EXEC ADMIN - PROF STAFF SALARIES | 338,178.00 | 13,266.67 | 53,066.68 | 15.69 | 285,111.32 | 0.00 | 285,111.32 |
| 01 2320 130 000 | EXEC ADMIN - OT SALARIES NON-INSTR | 1,014.00 | 45.92 | 434.21 | 42.82 | 579.79 | 0.00 | 579.79 |
| 01 2320 150 000 | EXEC ADMIN - ADD'L COMP NON-INSTR | 283.00 | 11.33 | 45.32 | 16.01 | 237.68 | 0.00 | 237.68 |
| 01 2320 151 000 | EXEC ADMIN - ADD'L COMP PROF STAFF | 9,925.00 | 29.19 | 116.76 | 1.18 | 9,808.24 | 0.00 | 9,808.24 |
| 01 2320 155 000 | EXEC ADMIN - ADD'L COMP SUPT. | 16,184.00 | 0.00 | 0.00 | 0.00 | 16,184.00 | 0.00 | 16,184.00 |
| 01 2320 210 000 | EXEC ADMIN - GROUP INS NON-INSTR | 62.00 | 2.10 | 8.40 | 13.55 | 53.60 | 0.00 | 53.60 |
| 01 2320 211 000 | EXEC ADMIN - GROUP INS PROF STAFF | 48,905.00 | 2,007.81 | 8,031.24 | 16.42 | 40,873.76 | 0.00 | 40,873.76 |
| 01 2320 215 000 | EXEC ADMIN - GROUP INS SUPERINTENDENT | 30,904.00 | 2,348.04 | 9,392.16 | 30.39 | 21,511.84 | 0.00 | 21,511.84 |
| 01 2320 220 000 | EXEC ADMIN - SOC SEC NON-INSTR | 5,508.00 | 412.29 | 1,747.26 | 31.72 | 3,760.74 | 0.00 | 3,760.74 |
| 01 2320 221 000 | EXEC ADMIN - SOC SEC PROF STAFF | 26,484.00 | 983.34 | 3,933.36 | 14.85 | 22,550.64 | 0.00 | 22,550.64 |
| 01 2320 225 000 | EXEC ADMIN - SOC SEC SUPERINTENDENT | 20,048.00 | 278.68 | 1,452.85 | 7.25 | 18,595.15 | 0.00 | 18,595.15 |
| 01 2320 230 000 | EXEC ADMIN - RETIREMENT NON-INSTR | 4,739.00 | 360.84 | 1,537.65 | 32.45 | 3,201.35 | 0.00 | 3,201.35 |
| 01 2320 231 000 | EXEC ADMIN - RETIREMENT PROF STAFF | 25,090.00 | 975.10 | 3,900.40 | 15.55 | 21,189.60 | 0.00 | 21,189.60 |
| 01 2320 235 000 | EXEC ADMIN - RETIREMENT SUPERINTENDENT | 18,048.00 | 1,433.25 | 5,733.00 | 31.77 | 12,315.00 | 0.00 | 12,315.00 |
| 01 2320 237 000 | EXEC ADMIN - INCR RET CONTR | 16,466.00 | 952.37 | 3,841.91 | 23.33 | 12,624.09 | 0.00 | 12,624.09 |
| 01 2320 280 000 | EXEC ADMIN - HEALTH BEN NON-INSTR | 6,002.00 | 475.00 | 1,900.00 | 31.66 | 4,102.00 | 0.00 | 4,102.00 |
| 01 2320 281 000 | EXEC ADMIN - HEALTH BENEFITS PROF STAFF | 4,313.00 | 321.33 | 1,285.32 | 29.80 | 3,027.68 | 0.00 | 3,027.68 |
| 01 2320 580 000 | EXEC ADMIN - TRAVEL & MILEAGE | 10,000.00 | 769.38 | 2,433.09 | 24.33 | 7,566.91 | 0.00 | 7,566.91 |
| 01 2320 610 000 | EXEC ADMIN - SUPPLIES | 1,000.00 | 34.99 | 113.22 | 11.32 | 886.78 | 0.00 | 886.78 |
| 01 2320 734 000 | EXEC ADMIN - HARDWARE | 0.00 | 0.00 | 0.00 | 0.00 | 0.00 | 0.00 | 0.00 |
| 01 2320 810 000 | EXEC ADMIN - DUES & FEES | 15,000.00 | 0.00 | 2,827.00 | 18.85 | 12,173.00 | 0.00 | 12,173.00 |
| 01 2320 890 000 | EXEC ADMIN - OTHER MISC | 1,200.00 | 0.00 | 589.76 | 49.15 | 610.24 | 0.00 | 610.24 |
| 2320 | EXECUTIVE ADMINISTRATION | 896,654.00 | 49,114.06 | 201,047.43 | 22.42 | 695,606.57 | 0.00 | 695,606.57 |
| 2330 | DISTRICT LEGAL SERVICES | | | | | | | |
| 01 2330 314 000 | DISTRICT LEGAL SERVICES - LOBBYIST FEES | 30,000.00 | 0.00 | 6,750.00 | 22.50 | 23,250.00 | 0.00 | 23,250.00 |
| 01 2330 317 000 | DISTRICT LEGAL SERVICES | 125,000.00 | 1,591.71 | 9,297.96 | 7.44 | 115,702.04 | 0.00 | 115,702.04 |
| 2330 | DISTRICT LEGAL SERVICES | 155,000.00 | 1,591.71 | 16,047.96 | 10.35 | 138,952.04 | 0.00 | 138,952.04 |
| 2410 | OFFICE OF THE PRINCIPAL | | | | | | | |
| 01 2410 110 001 | OFF/PRINCIPAL - SALARIES NON-INSTR HS | 103,704.00 | 9,151.33 | 41,281.33 | 39.81 | 62,422.67 | 0.00 | 62,422.67 |
| 01 2410 110 002 | OFF/PRINCIPAL - SALARIES NON-INSTR BE | 31,390.00 | 2,865.06 | 12,826.13 | 40.86 | 18,563.87 | 0.00 | 18,563.87 |
| 01 2410 110 003 | OFF/PRINCIPAL - SALARIES NON-INSTR PC | 149,169.00 | 12,685.92 | 52,553.85 | 35.23 | 96,615.15 | 0.00 | 96,615.15 |
| 01 2410 110 004 | OFF/PRINCIPAL - SALARIES NON-INSTR HE | 33,616.00 | 3,141.57 | 14,432.22 | 42.93 | 19,183.78 | 0.00 | 19,183.78 |
| 01 2410 110 005 | OFF/PRINCIPAL - SALARIES NON-INSTR BMS | 65,293.00 | 5,844.43 | 26,404.33 | 40.44 | 38,888.67 | 0.00 | 38,888.67 |
| 01 2410 110 006 | OFF/PRINCIPAL - SALARIES NON-INSTR AP | 34,652.00 | 2,893.15 | 13,571.79 | 39.17 | 21,080.21 | 0.00 | 21,080.21 |
| 01 2410 110 007 | OFF/PRINCIPAL - SALARIES NON-INSTR SE | 36,665.00 | 3,139.63 | 14,445.47 | 39.40 | 22,219.53 | 0.00 | 22,219.53 |
| 01 2410 110 008 | OFF/PRINCIPAL - SALARIES NON-INSTR BSMS | 61,789.00 | 5,278.49 | 24,738.44 | 40.04 | 37,050.56 | 0.00 | 37,050.56 |
| 01 2410 111 001 | OFF/PRINCIPAL - SALARIES PRINCIPAL HS | 311,477.00 | 24,890.63 | 99,562.52 | 31.96 | 211,914.48 | 0.00 | 211,914.48 |
| 01 2410 111 002 | OFF/PRINCIPAL - SALARIES PRINCIPAL BE | 104,924.00 | 8,408.33 | 33,633.32 | 32.05 | 71,290.68 | 0.00 | 71,290.68 |
| 01 2410 111 003 | OFF/PRINCIPAL - SALARIES PRINCIPAL PC | 107,477.00 | 8,593.75 | 34,375.00 | 31.98 | 73,102.00 | 0.00 | 73,102.00 |
| 01 2410 111 004 | OFF/PRINCIPAL - SALARIES PRINCIPAL HE | 105,196.00 | 8,408.33 | 33,633.32 | 31.97 | 71,562.68 | 0.00 | 71,562.68 |
| 01 2410 111 005 | OFF/PRINCIPAL - SALARIES PRINCIPAL BMS | 207,301.00 | 14,568.75 | 58,275.00 | 28.11 | 149,026.00 | 0.00 | 149,026.00 |
| 01 2410 111 006 | OFF/PRINCIPAL - SALARIES PRINCIPAL AP | 130,138.00 | 10,400.00 | 41,600.00 | 31.97 | 88,538.00 | 0.00 | 88,538.00 |
| 01 2410 111 007 | OFF/PRINCIPAL - SALARIES PRINCIPAL SE | 108,448.00 | 8,666.67 | 34,666.68 | 31.97 | 73,781.32 | 0.00 | 73,781.32 |
| 01 2410 111 008 | OFF/PRINCIPAL - SALARIES PRINCIPAL BSMS | 175,632.00 | 12,038.05 | 56,141.68 | 31.97 | 119,490.32 | 0.00 | 119,490.32 |
| 01 2410 120 001 | OFF/PRINCIPAL - SUBS NON-INSTR HS | 0.00 | 0.00 | 0.00 | 0.00 | 0.00 | 0.00 | 0.00 |
| 01 2410 120 002 | OFF/PRINCIPAL - SUBS NON-INSTR BE | 1,125.00 | 360.42 | 511.90 | 45.50 | 613.10 | 0.00 | 613.10 |
| 01 2410 120 003 | OFF/PRINCIPAL - SUBS NON-INSTR PC | 383.00 | 0.00 | 572.23 | 149.41 | (189.23) | 0.00 | (189.23) |
| 01 2410 120 004 | OFF/PRINCIPAL - SUBS NON-INSTR HE | 225.00 | 0.00 | 194.62 | 86.50 | 30.38 | 0.00 | 30.38 |
| 01 2410 120 005 | OFF/PRINCIPAL - SUBS NON-INSTR BMS | 494.00 | 0.00 | 0.00 | 0.00 | 494.00 | 0.00 | 494.00 |
| 01 2410 120 006 | OFF/PRINCIPAL - SUBS NON-INSTR AP | 0.00 | 0.00 | 0.00 | 0.00 | 0.00 | 0.00 | 0.00 |
| 01 2410 120 007 | OFF/PRINCIPAL - SUBS NON-INSTR SE | 942.00 | 0.00 | 111.72 | 11.86 | 830.28 | 0.00 | 830.28 |
| 01 2410 120 008 | OFF/PRINCIPAL - SUBS NON-INSTR BSMS | 0.00 | 0.00 | 15,120.00 | 0.00 | (15,120.00) | 0.00 | (15,120.00) |
| 01 2410 130 001 | OFF/PRINCIPAL - OT NON-INSTR HS | 3,010.00 | 234.85 | 950.81 | 31.59 | 2,059.19 | 0.00 | 2,059.19 |

01/09/2025 04:16 PM

Regular; Processing Month 12/2024

User ID: MDT

| Account Number | Account Description | Revised Budget | Expended During Month | Expenditures to Date | % of Budget | Balance at EOM | P/ O Outstanding | Unencumbered Balance |
|-----------------|-------------------------------------------|----------------|-----------------------|----------------------|-------------|----------------|------------------|----------------------|
| 01 2410 130 002 | OFF/PRINCIPAL - OT NON-INSTR BE | 2,691.00 | 129.93 | 1,364.07 | 50.69 | 1,326.93 | 0.00 | 1,326.93 |
| 01 2410 130 003 | OFF/PRINCIPAL - OT NON-INSTR PC | 511.00 | 22.00 | 219.28 | 42.91 | 291.72 | 0.00 | 291.72 |
| 01 2410 130 004 | OFF/PRINCIPAL - OT NON-INSTR HE | 0.00 | 113.23 | 459.43 | 0.00 | (459.43) | 0.00 | (459.43) |
| 01 2410 130 005 | OFF/PRINCIPAL - OT NON-INSTR BMS | 2,167.00 | 393.17 | 1,261.93 | 58.23 | 905.07 | 0.00 | 905.07 |
| 01 2410 130 006 | OFF/PRINCIPAL - OT NON-INSTR AP | 2,755.00 | 304.39 | 1,413.89 | 51.32 | 1,341.11 | 0.00 | 1,341.11 |
| 01 2410 130 007 | OFF/PRINCIPAL - OT NON-INSTR SE | 3,043.00 | 272.07 | 535.63 | 17.60 | 2,507.37 | 0.00 | 2,507.37 |
| 01 2410 130 008 | OFF/PRINCIPAL - OT NON-INSTR BSMS | 2,276.00 | 136.15 | 871.77 | 38.30 | 1,404.23 | 0.00 | 1,404.23 |
| 01 2410 150 001 | OFF/PRINCIPAL - ADD'L COMP NON-INSTR HS | 289.00 | 634.83 | 1,954.32 | 676.24 | (1,665.32) | 0.00 | (1,665.32) |
| 01 2410 150 002 | OFF/PRINCIPAL - ADD'L COMP NON-INSTR BE | 85.00 | 7.00 | 28.00 | 32.94 | 57.00 | 0.00 | 57.00 |
| 01 2410 150 003 | OFF/PRINCIPAL - ADD'L COMP NON-INSTR PC | 404.00 | 29.41 | 117.64 | 29.12 | 286.36 | 0.00 | 286.36 |
| 01 2410 150 004 | OFF/PRINCIPAL - ADD'L COMP NON-INSTR HE | 88.00 | 8.04 | 32.16 | 36.55 | 55.84 | 0.00 | 55.84 |
| 01 2410 150 005 | OFF/PRINCIPAL - ADD'L COMP NON-INSTR BMS | 175.00 | 14.28 | 57.12 | 32.64 | 117.88 | 0.00 | 117.88 |
| 01 2410 150 006 | OFF/PRINCIPAL - ADD'L COMP NON-INSTR AP | 90.00 | 7.37 | 29.48 | 32.76 | 60.52 | 0.00 | 60.52 |
| 01 2410 150 007 | OFF/PRINCIPAL - ADD'L COMP NON-INSTR SE | 286.00 | 8.08 | 32.32 | 11.30 | 253.68 | 0.00 | 253.68 |
| 01 2410 150 008 | OFF/PRINCIPAL - ADD'L COMP NON-INSTR BSMS | 173.00 | 14.12 | 56.48 | 32.65 | 116.52 | 0.00 | 116.52 |
| 01 2410 151 001 | OFF/PRINCIPAL - ADD'L COMP PRINCIPAL HS | 1,846.00 | 639.76 | 1,584.04 | 85.81 | 261.96 | 0.00 | 261.96 |
| 01 2410 151 002 | OFF/PRINCIPAL - ADD'L COMP PRINCIPAL BE | 276.00 | 18.50 | 74.00 | 26.81 | 202.00 | 0.00 | 202.00 |
| 01 2410 151 003 | OFF/PRINCIPAL - ADD'L COMP PRINCIPAL PC | 283.00 | 18.91 | 75.64 | 26.73 | 207.36 | 0.00 | 207.36 |
| 01 2410 151 004 | OFF/PRINCIPAL - ADD'L COMP PRINCIPAL HE | 277.00 | 18.50 | 74.00 | 26.71 | 203.00 | 0.00 | 203.00 |
| 01 2410 151 005 | OFF/PRINCIPAL - ADD'L COMP PRINCIPAL BMS | 994.00 | 36.86 | 147.44 | 14.83 | 846.56 | 0.00 | 846.56 |
| 01 2410 151 006 | OFF/PRINCIPAL - ADD'L COMP PRINCIPAL AP | 894.00 | 22.88 | 156.52 | 17.51 | 737.48 | 0.00 | 737.48 |
| 01 2410 151 007 | OFF/PRINCIPAL - ADD'L COMP PRINCIPAL SE | 286.00 | 19.07 | 76.28 | 26.67 | 209.72 | 0.00 | 209.72 |
| 01 2410 151 008 | OFF/PRINCIPAL - ADD'L COMP PRINCIPAL BSMS | 1,565.00 | 30.88 | 123.52 | 7.89 | 1,441.48 | 0.00 | 1,441.48 |
| 01 2410 210 001 | OFF/PRINCIPAL - GROUP INS NON-INSTR HS | 955.00 | 115.45 | 311.83 | 32.65 | 643.17 | 0.00 | 643.17 |
| 01 2410 210 002 | OFF/PRINCIPAL - GROUP INS NON-INSTR BE | 62.00 | 2.10 | 8.40 | 13.55 | 53.60 | 0.00 | 53.60 |
| 01 2410 210 003 | OFF/PRINCIPAL - GROUP INS NON-INSTR PC | 26,170.00 | 2,012.01 | 8,048.04 | 30.75 | 18,121.96 | 0.00 | 18,121.96 |
| 01 2410 210 004 | OFF/PRINCIPAL - GROUP INS NON-INSTR HE | 62.00 | 2.10 | 8.40 | 13.55 | 53.60 | 0.00 | 53.60 |
| 01 2410 210 005 | OFF/PRINCIPAL - GROUP INS NON-INSTR BMS | 11,311.00 | 867.66 | 3,470.64 | 30.68 | 7,840.36 | 0.00 | 7,840.36 |
| 01 2410 210 006 | OFF/PRINCIPAL - GROUP INS NON-INSTR AP | 62.00 | 2.10 | 8.40 | 13.55 | 53.60 | 0.00 | 53.60 |
| 01 2410 210 007 | OFF/PRINCIPAL - GROUP INS NON-INSTR SE | 11,248.00 | 865.56 | 3,462.24 | 30.78 | 7,785.76 | 0.00 | 7,785.76 |
| 01 2410 210 008 | OFF/PRINCIPAL - GROUP INS NON-INSTR BSMS | 125.00 | 4.20 | 16.80 | 13.44 | 108.20 | 0.00 | 108.20 |
| 01 2410 211 001 | OFF/PRINCIPAL - GROUP INS PRINCIPAL HS | 56,665.00 | 4,367.58 | 17,470.32 | 30.83 | 39,194.68 | 0.00 | 39,194.68 |
| 01 2410 211 002 | OFF/PRINCIPAL - GROUP INS PRINCIPAL BE | 62.00 | 2.10 | 8.40 | 13.55 | 53.60 | 0.00 | 53.60 |
| 01 2410 211 003 | OFF/PRINCIPAL - GROUP INS PRINCIPAL PC | 30,206.00 | 1,549.19 | 6,196.76 | 20.51 | 24,009.24 | 0.00 | 24,009.24 |
| 01 2410 211 004 | OFF/PRINCIPAL - GROUP INS PRINCIPAL HE | 26,044.00 | 2,007.81 | 8,031.24 | 30.84 | 18,012.76 | 0.00 | 18,012.76 |
| 01 2410 211 005 | OFF/PRINCIPAL - GROUP INS PRINCIPAL BMS | 108.00 | 3.15 | 12.60 | 11.67 | 95.40 | 0.00 | 95.40 |
| 01 2410 211 006 | OFF/PRINCIPAL - GROUP INS PRINCIPAL AP | 30,206.00 | 2,329.14 | 9,316.56 | 30.84 | 20,889.44 | 0.00 | 20,889.44 |
| 01 2410 211 007 | OFF/PRINCIPAL - GROUP INS PRINCIPAL SE | 26,044.00 | 2,007.81 | 8,031.24 | 30.84 | 18,012.76 | 0.00 | 18,012.76 |
| 01 2410 211 008 | OFF/PRINCIPAL - GROUP INS PRINCIPAL BSMS | 45,310.00 | 3,493.71 | 13,974.84 | 30.84 | 31,335.16 | 0.00 | 31,335.16 |
| 01 2410 220 001 | OFF/PRINCIPAL - SOC SEC NON-INSTR HS | 9,358.00 | 838.08 | 3,666.16 | 39.18 | 5,691.84 | 0.00 | 5,691.84 |
| 01 2410 220 002 | OFF/PRINCIPAL - SOC SEC NON-INSTR BE | 2,742.00 | 257.24 | 1,126.89 | 41.10 | 1,615.11 | 0.00 | 1,615.11 |
| 01 2410 220 003 | OFF/PRINCIPAL - SOC SEC NON-INSTR PC | 12,098.00 | 1,014.11 | 4,248.79 | 35.12 | 7,849.21 | 0.00 | 7,849.21 |
| 01 2410 220 004 | OFF/PRINCIPAL - SOC SEC NON-INSTR HE | 3,066.00 | 281.48 | 1,284.06 | 41.88 | 1,781.94 | 0.00 | 1,781.94 |
| 01 2410 220 005 | OFF/PRINCIPAL - SOC SEC NON-INSTR BMS | 6,201.00 | 545.99 | 2,391.73 | 38.57 | 3,809.27 | 0.00 | 3,809.27 |
| 01 2410 220 006 | OFF/PRINCIPAL - SOC SEC NON-INSTR AP | 3,339.00 | 277.05 | 1,276.15 | 38.22 | 2,062.85 | 0.00 | 2,062.85 |
| 01 2410 220 007 | OFF/PRINCIPAL - SOC SEC NON-INSTR SE | 3,182.00 | 261.62 | 1,156.58 | 36.35 | 2,025.42 | 0.00 | 2,025.42 |
| 01 2410 220 008 | OFF/PRINCIPAL - SOC SEC NON-INSTR BSMS | 5,425.00 | 447.18 | 2,091.03 | 38.54 | 3,333.97 | 0.00 | 3,333.97 |
| 01 2410 221 001 | OFF/PRINCIPAL - SOC SEC PRINCIPAL HS | 24,424.00 | 1,952.49 | 8,373.85 | 34.29 | 16,050.15 | 0.00 | 16,050.15 |
| 01 2410 221 002 | OFF/PRINCIPAL - SOC SEC PRINCIPAL BE | 9,103.00 | 712.86 | 2,851.44 | 31.32 | 6,251.56 | 0.00 | 6,251.56 |
| 01 2410 221 003 | OFF/PRINCIPAL - SOC SEC PRINCIPAL PC | 8,275.00 | 654.04 | 2,616.15 | 31.62 | 5,658.85 | 0.00 | 5,658.85 |
| 01 2410 221 004 | OFF/PRINCIPAL - SOC SEC PRINCIPAL HE | 7,793.00 | 616.87 | 2,467.48 | 31.66 | 5,325.52 | 0.00 | 5,325.52 |
| 01 2410 221 005 | OFF/PRINCIPAL - SOC SEC PRINCIPAL BMS | 16,424.00 | 1,135.03 | 4,540.12 | 27.64 | 11,883.88 | 0.00 | 11,883.88 |
| 01 2410 221 006 | OFF/PRINCIPAL - SOC SEC PRINCIPAL AP | 10,108.00 | 789.11 | 3,161.41 | 31.28 | 6,946.59 | 0.00 | 6,946.59 |
| 01 2410 221 007 | OFF/PRINCIPAL - SOC SEC PRINCIPAL SE | 8,263.00 | 648.09 | 2,592.34 | 31.37 | 5,670.66 | 0.00 | 5,670.66 |
| 01 2410 221 008 | OFF/PRINCIPAL - SOC SEC PRINCIPAL BSMS | 13,647.00 | 890.04 | 4,171.36 | 30.57 | 9,475.64 | 0.00 | 9,475.64 |

Regular; Processing Month 12/2024

| Account Number | Account Description | Revised Budget | Expended During Month | Expenditures to Date | % of Budget | Balance at EOM | P/ O Outstanding | Unencumbered Balance |
|-----------------|-------------------------------------------|----------------|-----------------------|----------------------|-------------|----------------|------------------|----------------------|
| 01 2410 230 001 | OFF/PRINCIPAL - RETIREMENT NON-INSTR HS | 7,861.00 | 701.75 | 3,108.54 | 39.54 | 4,752.46 | 0.00 | 4,752.46 |
| 01 2410 230 002 | OFF/PRINCIPAL - RETIREMENT NON-INSTR BE | 2,504.00 | 217.66 | 1,033.11 | 41.26 | 1,470.89 | 0.00 | 1,470.89 |
| 01 2410 230 003 | OFF/PRINCIPAL - RETIREMENT NON-INSTR PC | 11,033.00 | 934.04 | 3,878.83 | 35.16 | 7,154.17 | 0.00 | 7,154.17 |
| 01 2410 230 004 | OFF/PRINCIPAL - RETIREMENT NON-INSTR HE | 2,396.00 | 239.23 | 1,094.54 | 45.68 | 1,301.46 | 0.00 | 1,301.46 |
| 01 2410 230 005 | OFF/PRINCIPAL - RETIREMENT NON-INSTR BMS | 4,969.00 | 458.47 | 2,033.46 | 40.92 | 2,935.54 | 0.00 | 2,935.54 |
| 01 2410 230 006 | OFF/PRINCIPAL - RETIREMENT NON-INSTR AP | 2,752.00 | 235.02 | 1,101.45 | 40.02 | 1,650.55 | 0.00 | 1,650.55 |
| 01 2410 230 007 | OFF/PRINCIPAL - RETIREMENT NON-INSTR SE | 2,921.00 | 250.76 | 1,101.11 | 37.70 | 1,819.89 | 0.00 | 1,819.89 |
| 01 2410 230 008 | OFF/PRINCIPAL - RETIREMENT NON-INSTR BSMS | 4,718.00 | 397.98 | 1,882.34 | 39.90 | 2,835.66 | 0.00 | 2,835.66 |
| 01 2410 231 001 | OFF/PRINCIPAL - RETIREMENT PRINCIPAL HS | 22,962.00 | 1,868.11 | 7,400.80 | 32.23 | 15,561.20 | 0.00 | 15,561.20 |
| 01 2410 231 002 | OFF/PRINCIPAL - RETIREMENT PRINCIPAL BE | 7,735.00 | 616.76 | 2,467.03 | 31.89 | 5,267.97 | 0.00 | 5,267.97 |
| 01 2410 231 003 | OFF/PRINCIPAL - RETIREMENT PRINCIPAL PC | 7,923.00 | 631.64 | 2,526.56 | 31.89 | 5,396.44 | 0.00 | 5,396.44 |
| 01 2410 231 004 | OFF/PRINCIPAL - RETIREMENT PRINCIPAL HE | 7,755.00 | 618.01 | 2,472.04 | 31.88 | 5,282.96 | 0.00 | 5,282.96 |
| 01 2410 231 005 | OFF/PRINCIPAL - RETIREMENT PRINCIPAL BMS | 15,282.00 | 1,062.29 | 4,249.16 | 27.80 | 11,032.84 | 0.00 | 11,032.84 |
| 01 2410 231 006 | OFF/PRINCIPAL - RETIREMENT PRINCIPAL AP | 9,594.00 | 764.40 | 3,062.38 | 31.92 | 6,531.62 | 0.00 | 6,531.62 |
| 01 2410 231 007 | OFF/PRINCIPAL - RETIREMENT PRINCIPAL SE | 7,995.00 | 637.00 | 2,548.00 | 31.87 | 5,447.00 | 0.00 | 5,447.00 |
| 01 2410 231 008 | OFF/PRINCIPAL - RETIREMENT PRINCIPAL BSMS | 12,947.00 | 884.80 | 4,126.43 | 31.87 | 8,820.57 | 0.00 | 8,820.57 |
| 01 2410 237 001 | OFF/PRINCIPAL - INCR RET CONTR HS | 10,601.00 | 883.81 | 3,614.34 | 34.09 | 6,986.66 | 0.00 | 6,986.66 |
| 01 2410 237 002 | OFF/PRINCIPAL - INCR RET CONTR BE | 3,521.00 | 286.97 | 1,203.75 | 34.19 | 2,317.25 | 0.00 | 2,317.25 |
| 01 2410 237 003 | OFF/PRINCIPAL - INCR RET CONTR PC | 6,519.00 | 538.47 | 2,202.93 | 33.79 | 4,316.07 | 0.00 | 4,316.07 |
| 01 2410 237 004 | OFF/PRINCIPAL - INCR RET CONTR HE | 3,491.00 | 294.82 | 1,226.63 | 35.14 | 2,264.37 | 0.00 | 2,264.37 |
| 01 2410 237 005 | OFF/PRINCIPAL - INCR RET CONTR BMS | 6,964.00 | 523.01 | 2,160.71 | 31.03 | 4,803.29 | 0.00 | 4,803.29 |
| 01 2410 237 006 | OFF/PRINCIPAL - INCR RET CONTR AP | 4,246.00 | 343.72 | 1,432.01 | 33.73 | 2,813.99 | 0.00 | 2,813.99 |
| 01 2410 237 007 | OFF/PRINCIPAL - INCR RET CONTR SE | 3,754.00 | 305.32 | 1,254.99 | 33.43 | 2,499.01 | 0.00 | 2,499.01 |
| 01 2410 237 008 | OFF/PRINCIPAL - INCR RET CONTR BSMS | 6,075.00 | 441.18 | 2,066.54 | 34.02 | 4,008.46 | 0.00 | 4,008.46 |
| 01 2410 280 001 | OFF/PRINCIPAL - HEALTH BEN NON-INSTR HS | 15,092.00 | 1,190.85 | 4,763.40 | 31.56 | 10,328.60 | 0.00 | 10,328.60 |
| 01 2410 280 002 | OFF/PRINCIPAL - HEALTH BEN NON-INSTR BE | 0.00 | 0.00 | 0.00 | 0.00 | 0.00 | 0.00 | 0.00 |
| 01 2410 280 003 | OFF/PRINCIPAL - HEALTH BEN NON-INSTR PC | 14,511.00 | 1,154.67 | 4,618.68 | 31.83 | 9,892.32 | 0.00 | 9,892.32 |
| 01 2410 280 004 | OFF/PRINCIPAL - HEALTH BEN NON-INSTR HE | 5,265.00 | 416.67 | 1,666.68 | 31.66 | 3,598.32 | 0.00 | 3,598.32 |
| 01 2410 280 005 | OFF/PRINCIPAL - HEALTH BEN NON-INSTR BMS | 11,267.00 | 891.67 | 3,566.68 | 31.66 | 7,700.32 | 0.00 | 7,700.32 |
| 01 2410 280 006 | OFF/PRINCIPAL - HEALTH BEN NON-INSTR AP | 5,265.00 | 416.67 | 1,666.68 | 31.66 | 3,598.32 | 0.00 | 3,598.32 |
| 01 2410 280 007 | OFF/PRINCIPAL - HEALTH BEN NON-INSTR SE | 0.00 | 0.00 | 0.00 | 0.00 | 0.00 | 0.00 | 0.00 |
| 01 2410 280 008 | OFF/PRINCIPAL - HEALTH BEN NON-INSTR BSMS | 5,265.00 | 416.67 | 1,666.68 | 31.66 | 3,598.32 | 0.00 | 3,598.32 |
| 01 2410 281 001 | OFF/PRINCIPAL - HEALTH BEN PRINCIPAL HS | 6,615.00 | 529.25 | 2,117.00 | 32.00 | 4,498.00 | 0.00 | 4,498.00 |
| 01 2410 281 002 | OFF/PRINCIPAL - HEALTH BEN PRINCIPAL BE | 11,267.00 | 891.67 | 3,566.68 | 31.66 | 7,700.32 | 0.00 | 7,700.32 |
| 01 2410 281 003 | OFF/PRINCIPAL - HEALTH BEN PRINCIPAL PC | 0.00 | 0.00 | 0.00 | 0.00 | 0.00 | 0.00 | 0.00 |
| 01 2410 281 004 | OFF/PRINCIPAL - HEALTH BEN PRINCIPAL HE | 3,981.00 | 321.33 | 1,285.32 | 32.29 | 2,695.68 | 0.00 | 2,695.68 |
| 01 2410 281 005 | OFF/PRINCIPAL - HEALTH BEN PRINCIPAL BMS | 4,501.00 | 356.25 | 1,425.00 | 31.66 | 3,076.00 | 0.00 | 3,076.00 |
| 01 2410 281 006 | OFF/PRINCIPAL - HEALTH PRINCIPAL AP | 0.00 | 0.00 | 0.00 | 0.00 | 0.00 | 0.00 | 0.00 |
| 01 2410 281 007 | OFF/PRINCIPAL - HEALTH PRINCIPAL SE | 3,981.00 | 321.33 | 1,285.32 | 32.29 | 2,695.68 | 0.00 | 2,695.68 |
| 01 2410 281 008 | OFF/PRINCIPAL - HEALTH BEN PRINCIPAL BSMS | 0.00 | 0.00 | 0.00 | 0.00 | 0.00 | 0.00 | 0.00 |
| 01 2410 580 001 | OFF/PRINCIPAL - TRAVEL & MILEAGE HS | 10,000.00 | 868.99 | 2,966.09 | 29.66 | 7,033.91 | 0.00 | 7,033.91 |
| 01 2410 580 002 | OFF/PRINCIPAL - TRAVEL & MILEAGE BE | 0.00 | 0.00 | 0.00 | 0.00 | 0.00 | 0.00 | 0.00 |
| 01 2410 580 003 | OFF/PRINCIPAL - TRAVEL & MILEAGE PC | 500.00 | 0.00 | 26.13 | 5.23 | 473.87 | 0.00 | 473.87 |
| 01 2410 580 004 | OFF/PRINCIPAL - TRAVEL & MILEAGE HE | 0.00 | 0.00 | 0.00 | 0.00 | 0.00 | 0.00 | 0.00 |
| 01 2410 580 005 | OFF/PRINCIPAL - TRAVEL & MILEAGE BMS | 200.00 | 18.29 | 65.33 | 32.67 | 134.67 | 0.00 | 134.67 |
| 01 2410 580 006 | OFF/PRINCIPAL - TRAVEL & MILEAGE AP | 0.00 | 0.00 | 0.00 | 0.00 | 0.00 | 0.00 | 0.00 |
| 01 2410 580 007 | OFF/PRINCIPAL - TRAVEL & MILEAGE SE | 0.00 | 0.00 | 0.00 | 0.00 | 0.00 | 0.00 | 0.00 |
| 01 2410 580 008 | OFF/PRINCIPAL - TRAVEL & MILEAGE BSMS | 0.00 | 0.00 | 0.00 | 0.00 | 0.00 | 0.00 | 0.00 |
| 01 2410 610 001 | OFF/PRINCIPAL - SUPPLIES HS | 8,000.00 | 0.00 | 0.00 | 0.00 | 8,000.00 | 0.00 | 8,000.00 |
| 01 2410 610 002 | OFF/PRINCIPAL - SUPPLIES BE | 2,000.00 | 0.00 | 477.78 | 23.89 | 1,522.22 | 0.00 | 1,522.22 |
| 01 2410 610 003 | OFF/PRINCIPAL - SUPPLIES PC | 2,000.00 | 0.00 | 186.61 | 9.33 | 1,813.39 | 0.00 | 1,813.39 |
| 01 2410 610 004 | OFF/PRINCIPAL - SUPPLIES HE | 2,000.00 | 213.43 | 726.28 | 39.49 | 1,273.72 | 63.44 | 1,210.28 |
| 01 2410 610 005 | OFF/PRINCIPAL - SUPPLIES BMS | 2,000.00 | 44.20 | 44.20 | 2.21 | 1,955.80 | 0.00 | 1,955.80 |
| 01 2410 610 006 | OFF/PRINCIPAL - SUPPLIES AP | 2,000.00 | 0.00 | 0.00 | 0.00 | 2,000.00 | 0.00 | 2,000.00 |
| 01 2410 610 007 | OFF/PRINCIPAL - SUPPLIES SE | 2,000.00 | 38.58 | 156.91 | 7.85 | 1,843.09 | 0.00 | 1,843.09 |

| Account Number | Account Description | Revised Budget | Expended During Month | Expenditures to Date | % of Budget | Balance at EOM | P/ O Outstanding | Unencumbered Balance |
|-----------------|-----------------------------------------|----------------|-----------------------|----------------------|-------------|----------------|------------------|----------------------|
| 01 2410 610 008 | OFF/PRINCIPAL - SUPPLIES BSMS | 2,000.00 | 2,081.28 | 2,390.04 | 133.89 | (390.04) | 287.75 | (677.79) |
| 01 2410 650 001 | OFF/PRINCIPAL - SUPPLIES TECH-REL HS | 0.00 | 0.00 | 3,600.66 | 0.00 | (3,600.66) | 0.00 | (3,600.66) |
| 01 2410 650 002 | OFF/PRINCIPAL - SUPPLIES TECH-REL BE | 0.00 | 0.00 | 0.00 | 0.00 | 0.00 | 0.00 | 0.00 |
| 01 2410 650 003 | OFF/PRINCIPAL - SUPPLIES TECH-REL PC | 0.00 | 0.00 | 0.00 | 0.00 | 0.00 | 0.00 | 0.00 |
| 01 2410 650 004 | OFF/PRINCIPAL - SUPPLIES TECH-REL HE | 0.00 | 0.00 | 0.00 | 0.00 | 0.00 | 0.00 | 0.00 |
| 01 2410 650 005 | OFF/PRINCIPAL - SUPPLIES TECH-REL BMS | 0.00 | 0.00 | 0.00 | 0.00 | 0.00 | 0.00 | 0.00 |
| 01 2410 650 006 | OFF/PRINCIPAL - SUPPLIES TECH-REL AP | 0.00 | 0.00 | 0.00 | 0.00 | 0.00 | 0.00 | 0.00 |
| 01 2410 650 007 | OFF/PRINCIPAL - SUPPLIES TECH-REL SE | 0.00 | 0.00 | 0.00 | 0.00 | 0.00 | 0.00 | 0.00 |
| 01 2410 650 008 | OFF/PRINCIPAL - SUPPLIES TECH-REL BSMS | 0.00 | 0.00 | 0.00 | 0.00 | 0.00 | 0.00 | 0.00 |
| 01 2410 733 001 | OFF/PRINCIPAL - FURN & EQUIP HS | 0.00 | 0.00 | 0.00 | 0.00 | 0.00 | 0.00 | 0.00 |
| 01 2410 733 002 | OFF/PRINCIPAL - FURN & EQUIP BE | 0.00 | 0.00 | 0.00 | 0.00 | 0.00 | 0.00 | 0.00 |
| 01 2410 733 003 | OFF/PRINCIPAL - FURN & EQUIP PC | 0.00 | 0.00 | 0.00 | 0.00 | 0.00 | 0.00 | 0.00 |
| 01 2410 733 004 | OFF/PRINCIPAL - FURN & EQUIP HE | 0.00 | 0.00 | 0.00 | 0.00 | 0.00 | 0.00 | 0.00 |
| 01 2410 733 005 | OFF/PRINCIPAL - FURN & EQUIP BMS | 0.00 | 0.00 | 0.00 | 0.00 | 0.00 | 0.00 | 0.00 |
| 01 2410 733 006 | OFF/PRINCIPAL - FURN & EQUIP AP | 0.00 | 0.00 | 0.00 | 0.00 | 0.00 | 0.00 | 0.00 |
| 01 2410 733 007 | OFF/PRINCIPAL - FURN & EQUIP SE | 0.00 | 873.99 | 873.99 | 0.00 | (873.99) | 0.00 | (873.99) |
| 01 2410 733 008 | OFF/PRINCIPAL - FURN & EQUIP BSMS | 0.00 | 0.00 | 0.00 | 0.00 | 0.00 | 0.00 | 0.00 |
| 01 2410 810 001 | OFF/PRINCIPAL - DUES & FEES HS | 2,500.00 | 0.00 | 5,715.00 | 228.60 | (3,215.00) | 0.00 | (3,215.00) |
| 01 2410 810 002 | OFF/PRINCIPAL - DUES & FEES BE | 0.00 | 0.00 | 435.00 | 0.00 | (435.00) | 0.00 | (435.00) |
| 01 2410 810 003 | OFF/PRINCIPAL - DUES & FEES PC | 1,000.00 | 0.00 | 0.00 | 0.00 | 1,000.00 | 0.00 | 1,000.00 |
| 01 2410 810 004 | OFF/PRINCIPAL - DUES & FEES HE | 0.00 | 0.00 | 564.00 | 0.00 | (564.00) | 0.00 | (564.00) |
| 01 2410 810 005 | OFF/PRINCIPAL - DUES & FEES BMS | 0.00 | 0.00 | 1,120.00 | 0.00 | (1,120.00) | 0.00 | (1,120.00) |
| 01 2410 810 006 | OFF/PRINCIPAL - DUES & FEES AP | 0.00 | 0.00 | 744.00 | 0.00 | (744.00) | 0.00 | (744.00) |
| 01 2410 810 007 | OFF/PRINCIPAL - DUES & FEES SE | 0.00 | 0.00 | 694.00 | 0.00 | (694.00) | 0.00 | (694.00) |
| 01 2410 810 008 | OFF/PRINCIPAL - DUES & FEES BSMS | 0.00 | 0.00 | 870.00 | 0.00 | (870.00) | 0.00 | (870.00) |
| 01 2410 890 001 | OFF/PRINCIPAL - OTHER MISC HS | 600.00 | 0.00 | 131.21 | 41.37 | 468.79 | 117.02 | 351.77 |
| 01 2410 890 002 | OFF/PRINCIPAL - OTHER MISC BE | 1,550.00 | 334.01 | 1,616.34 | 104.28 | (66.34) | 0.00 | (66.34) |
| 01 2410 890 003 | OFF/PRINCIPAL - OTHER MISC PC | 150.00 | 0.00 | 0.00 | 0.00 | 150.00 | 0.00 | 150.00 |
| 01 2410 890 004 | OFF/PRINCIPAL - OTHER MISC HE | 50.00 | 198.84 | 735.71 | 1,504.68 | (685.71) | 16.63 | (702.34) |
| 01 2410 890 005 | OFF/PRINCIPAL - OTHER MISC BMS | 850.00 | 147.68 | 995.77 | 117.15 | (145.77) | 0.00 | (145.77) |
| 01 2410 890 006 | OFF/PRINCIPAL - OTHER MISC AP | 50.00 | 0.00 | 0.00 | 0.00 | 50.00 | 0.00 | 50.00 |
| 01 2410 890 007 | OFF/PRINCIPAL - OTHER MISC SE | 50.00 | 0.00 | 0.00 | 0.00 | 50.00 | 0.00 | 50.00 |
| 01 2410 890 008 | OFF/PRINCIPAL - OTHER MISC BSMS | 1,200.00 | 0.00 | 680.30 | 56.69 | 519.70 | 0.00 | 519.70 |
| 2410 | OFFICE OF THE PRINCIPAL | 2,506,820.00 | 201,283.28 | 859,430.72 | 34.30 | 1,647,389.28 | 484.84 | 1,646,904.44 |
| 2490 | SCHOOL ADMIN OTHER | | | | | | | |
| 01 2490 111 001 | OTH BLDG ADMIN - SALARIES AD HS | 57,790.00 | 4,627.87 | 18,511.48 | 32.03 | 39,278.52 | 0.00 | 39,278.52 |
| 01 2490 111 005 | OTH BLDG ADMIN - SALARIES AD BMS | 29,711.00 | 4,370.84 | 17,483.36 | 58.84 | 12,227.64 | 0.00 | 12,227.64 |
| 01 2490 111 008 | OTH BLDG ADMIN - SALARIES AD BSMS | 50,916.00 | 2,080.33 | 16,310.80 | 32.03 | 34,605.20 | 0.00 | 34,605.20 |
| 01 2490 151 001 | OTH BLDG ADMIN - ADD'L COMP AD HS | 152.00 | 0.00 | 0.00 | 0.00 | 152.00 | 0.00 | 152.00 |
| 01 2490 151 005 | OTH BLDG ADMIN - ADD'L COMP AD BMS | 512.00 | 4.81 | 19.24 | 3.76 | 492.76 | 0.00 | 492.76 |
| 01 2490 151 008 | OTH BLDG ADMIN - ADD'L COMP AD BSMS | 134.00 | 0.00 | 0.00 | 0.00 | 134.00 | 0.00 | 134.00 |
| 01 2490 211 001 | OTH BLDG ADMIN - GROUP INS AD HS | 414.00 | 30.63 | 122.52 | 29.59 | 291.48 | 0.00 | 291.48 |
| 01 2490 211 005 | OTH BLDG ADMIN - GROUP INS AD BMS | 17.00 | 1.05 | 4.20 | 24.71 | 12.80 | 0.00 | 12.80 |
| 01 2490 211 008 | OTH BLDG ADMIN - GROUP INS AD BSMS | 15,103.00 | 1,164.57 | 4,658.28 | 30.84 | 10,444.72 | 0.00 | 10,444.72 |
| 01 2490 220 005 | OTH BLDG ADMIN - SOC SEC NON-INSTR BMS | 0.00 | 0.00 | 0.00 | 0.00 | 0.00 | 0.00 | 0.00 |
| 01 2490 221 001 | OTH BLDG ADMIN - SOC SEC AD HS | 4,728.00 | 369.94 | 1,479.76 | 31.30 | 3,248.24 | 0.00 | 3,248.24 |
| 01 2490 221 005 | OTH BLDG ADMIN - SOC SEC AD BMS | 2,417.00 | 335.70 | 1,342.80 | 55.56 | 1,074.20 | 0.00 | 1,074.20 |
| 01 2490 221 008 | OTH BLDG ADMIN - SOC SEC AD BSMS | 3,920.00 | 154.55 | 1,229.43 | 31.36 | 2,690.57 | 0.00 | 2,690.57 |
| 01 2490 231 001 | OTH BLDG ADMIN - RETIREMENT AD HS | 4,260.00 | 338.16 | 1,352.64 | 31.75 | 2,907.36 | 0.00 | 2,907.36 |
| 01 2490 231 005 | OTH BLDG ADMIN - RETIREMENT AD BMS | 2,190.00 | 320.02 | 1,280.08 | 58.45 | 909.92 | 0.00 | 909.92 |
| 01 2490 231 008 | OTH BLDG ADMIN - RETIREMENT AD BSMS | 3,753.00 | 152.25 | 1,196.21 | 31.87 | 2,556.79 | 0.00 | 2,556.79 |
| 01 2490 237 001 | OTH BLDG ADMIN - INCR RET CONTR AD HS | 1,465.00 | 116.30 | 465.20 | 31.75 | 999.80 | 0.00 | 999.80 |
| 01 2490 237 005 | OTH BLDG ADMIN - INCR RET CONTR AD BMS | 753.00 | 110.06 | 440.24 | 58.46 | 312.76 | 0.00 | 312.76 |
| 01 2490 237 008 | OTH BLDG ADMIN - INCR RET CONTR AD BSMS | 1,290.00 | 52.36 | 411.40 | 31.89 | 878.60 | 0.00 | 878.60 |
| 01 2490 281 001 | OTH BLDG ADMIN - HEALTH BEN AD HS | 2,634.00 | 207.92 | 831.68 | 31.57 | 1,802.32 | 0.00 | 1,802.32 |

| Account Number | Account Description | Revised Budget | Expended During Month | Expenditures to Date | % of Budget | Balance at EOM | P/ O Outstanding | Unencumbered Balance |
|-----------------|--------------------------------------------|----------------|-----------------------|----------------------|-------------|----------------|------------------|----------------------|
| 01 2560 734 000 | PIS - HARDWARE | 0.00 | 0.00 | 0.00 | 0.00 | 0.00 | 0.00 | 0.00 |
| 01 2560 735 000 | PIS - SOFTWARE | 2,000.00 | 468.00 | 468.00 | 23.40 | 1,532.00 | 0.00 | 1,532.00 |
| 01 2560 810 000 | PIS - DUES & FEES | 500.00 | 50.00 | 145.00 | 29.00 | 355.00 | 0.00 | 355.00 |
| 01 2560 890 000 | PIS - OTHER MISC EXP | 0.00 | 0.00 | 0.00 | 0.00 | 0.00 | 0.00 | 0.00 |
| 2560 | PUBLIC INFORMATION SERVICES | 101,464.00 | 8,449.16 | 32,375.98 | 31.91 | 69,088.02 | 0.00 | 69,088.02 |
| 2570 | PERSONNEL SERVICES | | | | | | | |
| 01 2570 540 000 | PERSONNEL SERVICES - ADVERTISING | 15,000.00 | 107.24 | 1,572.81 | 10.49 | 13,427.19 | 0.00 | 13,427.19 |
| 01 2570 610 000 | PERSONNEL SERVICES - SUPPLIES | 100.00 | 0.00 | 0.00 | 0.00 | 100.00 | 0.00 | 100.00 |
| 01 2570 735 000 | PERSONNEL SERVICES - SOFTWARE | 0.00 | 0.00 | 0.00 | 0.00 | 0.00 | 0.00 | 0.00 |
| 01 2570 810 000 | PERSONNEL SERVICES - DUES & FEES | 10,000.00 | 776.95 | 8,066.30 | 80.66 | 1,933.70 | 0.00 | 1,933.70 |
| 01 2570 890 000 | PERSONNEL SERVICES - OTHER MISC | 0.00 | 0.00 | 0.00 | 0.00 | 0.00 | 0.00 | 0.00 |
| 2570 | PERSONNEL SERVICES | 25,100.00 | 884.19 | 9,639.11 | 38.40 | 15,460.89 | 0.00 | 15,460.89 |
| 2580 | ADMIN TECH SERVICES | | | | | | | |
| 01 2580 110 000 | ADMIN TECH SERV - SALARIES NON-INSTR | 87,484.00 | 6,119.12 | 28,401.72 | 32.47 | 59,082.28 | 0.00 | 59,082.28 |
| 01 2580 130 000 | ADMIN TECH SERV - OT SALARIES NON-INSTR | 393.00 | 0.00 | 47.19 | 12.01 | 345.81 | 0.00 | 345.81 |
| 01 2580 150 000 | ADMIN TECH SERV - ADD'L COMP NON-INSTR | 126.00 | 0.00 | 25.17 | 19.98 | 100.83 | 0.00 | 100.83 |
| 01 2580 210 000 | ADMIN TECH SERV - GROUP INS NON-INSTR | 9,829.00 | 1.91 | 2,262.66 | 23.02 | 7,566.34 | 0.00 | 7,566.34 |
| 01 2580 220 000 | ADMIN TECH SERV - SOC SEC NON-INSTR | 6,764.00 | 468.12 | 2,030.59 | 30.02 | 4,733.41 | 0.00 | 4,733.41 |
| 01 2580 230 000 | ADMIN TECH SERV - RETIREMENT NON-INSTR | 6,338.00 | 449.76 | 2,091.01 | 32.99 | 4,246.99 | 0.00 | 4,246.99 |
| 01 2580 237 000 | ADMIN TECH SERV - INCR RET CONTR | 2,179.00 | 154.69 | 719.15 | 33.00 | 1,459.85 | 0.00 | 1,459.85 |
| 01 2580 280 000 | ADMIN TECH SERV - HEALTH BEN NON-INSTR | 1,677.00 | 0.00 | 0.00 | 0.00 | 1,677.00 | 0.00 | 1,677.00 |
| 01 2580 580 000 | ADMIN TECH SERV - TRAVEL & MILEAGE | 0.00 | 19.30 | 19.30 | 0.00 | (19.30) | 0.00 | (19.30) |
| 2580 | ADMIN TECH SERVICES | 114,790.00 | 7,212.90 | 35,596.79 | 31.01 | 79,193.21 | 0.00 | 79,193.21 |
| 2590 | CENTRAL SRVCS | | | | | | | |
| 01 2590 110 000 | CENTR SRVCS - SALARIES NON-INSTR DIST | 47,563.00 | 3,960.46 | 15,855.27 | 33.34 | 31,707.73 | 0.00 | 31,707.73 |
| 01 2590 130 000 | CENTR SRVCS - OT SALARIES NON-INSTR DIST | 1,492.00 | 0.00 | 55.69 | 3.73 | 1,436.31 | 0.00 | 1,436.31 |
| 01 2590 150 000 | CENTR SRVCS - ADD'L COMP NON-INSTR DIS | 237.00 | 16.62 | 66.48 | 28.05 | 170.52 | 0.00 | 170.52 |
| 01 2590 210 000 | CENTR SRVCS - GROUP INS NON-INSTR DIST | 56.00 | 0.19 | 0.45 | 0.80 | 55.55 | 0.00 | 55.55 |
| 01 2590 220 000 | CENTR SRVCS - SOC SEC NON-INSTR DIST | 4,759.00 | 375.47 | 1,507.17 | 31.67 | 3,251.83 | 0.00 | 3,251.83 |
| 01 2590 230 000 | CENTR SRVCS - RETIREMENT NON-INSTR DIST | 3,613.00 | 291.10 | 1,169.46 | 32.37 | 2,443.54 | 0.00 | 2,443.54 |
| 01 2590 237 000 | CENTR SRVCS - INCR RET CONTR DIST | 1,242.00 | 100.11 | 402.19 | 32.38 | 839.81 | 0.00 | 839.81 |
| 01 2590 280 000 | CENTR SRVCS - HEALTH BEN NON-INSTR DIST | 11,504.00 | 950.00 | 3,800.00 | 33.03 | 7,704.00 | 0.00 | 7,704.00 |
| 2590 | CENTRAL SRVCS | 70,466.00 | 5,693.95 | 22,856.71 | 32.44 | 47,609.29 | 0.00 | 47,609.29 |
| 2610 | OP OF BLDGS | | | | | | | |
| 01 2610 110 000 | OP OF BLDGS - SALARIES NON-INSTR DIST | 61,684.00 | 4,461.80 | 22,892.62 | 37.11 | 38,791.38 | 0.00 | 38,791.38 |
| 01 2610 110 001 | OP OF BLDGS - SALARIES NON-INSTR HS | 97,140.00 | 8,755.14 | 35,381.76 | 36.42 | 61,758.24 | 0.00 | 61,758.24 |
| 01 2610 110 002 | OP OF BLDGS - SALARIES NON-INSTR BE | 62,712.00 | 5,211.45 | 21,413.12 | 34.15 | 41,298.88 | 0.00 | 41,298.88 |
| 01 2610 110 003 | OP OF BLDGS - SALARIES NON-INSTR PC | 61,108.00 | 4,475.19 | 19,104.10 | 31.26 | 42,003.90 | 0.00 | 42,003.90 |
| 01 2610 110 004 | OP OF BLDGS - SALARIES NON-INSTR HE | 54,616.00 | 4,061.98 | 17,028.55 | 31.18 | 37,587.45 | 0.00 | 37,587.45 |
| 01 2610 110 005 | OP OF BLDGS - SALARIES NON-INSTR BMS | 91,007.00 | 6,992.78 | 29,332.91 | 32.23 | 61,674.09 | 0.00 | 61,674.09 |
| 01 2610 110 006 | OP OF BLDGS - SALARIES NON-INSTR AP | 64,390.00 | 4,891.19 | 20,926.76 | 32.50 | 43,463.24 | 0.00 | 43,463.24 |
| 01 2610 110 007 | OP OF BLDGS - SALARIES NON-INSTR SE | 54,465.00 | 4,282.17 | 17,487.22 | 32.11 | 36,977.78 | 0.00 | 36,977.78 |
| 01 2610 110 008 | OP OF BLDGS - SALARIES NON-INSTR BSMS | 75,463.00 | 5,755.76 | 24,055.43 | 31.88 | 51,407.57 | 0.00 | 51,407.57 |
| 01 2610 116 000 | OP OF BLDGS - SALARIES PROF NON-CER DIST | 99,563.00 | 8,026.63 | 32,106.52 | 32.25 | 67,456.48 | 0.00 | 67,456.48 |
| 01 2610 120 000 | OP OF BLDGS - TEMP SALARIES NON-INSTR DIST | 21,011.00 | 0.00 | 3,376.85 | 16.07 | 17,634.15 | 0.00 | 17,634.15 |
| 01 2610 130 000 | OP OF BLDGS - OT SALARIES NON-INSTR DIST | 11,143.00 | 1,050.17 | 4,036.28 | 36.22 | 7,106.72 | 0.00 | 7,106.72 |
| 01 2610 130 001 | OP OF BLDGS - OT SALARIES NON-INSTR HS | 15,614.00 | 1,047.62 | 4,907.43 | 31.43 | 10,706.57 | 0.00 | 10,706.57 |
| 01 2610 130 002 | OP OF BLDGS - OT SALARIES NON-INSTR BE | 10,812.00 | 582.86 | 4,997.95 | 46.23 | 5,814.05 | 0.00 | 5,814.05 |
| 01 2610 130 003 | OP OF BLDGS - OT SALARIES NON-INSTR PC | 16,724.00 | 1,367.19 | 5,518.11 | 33.00 | 11,205.89 | 0.00 | 11,205.89 |
| 01 2610 130 004 | OP OF BLDGS - OT SALARIES NON-INSTR HE | 12,344.00 | 904.35 | 4,222.71 | 34.21 | 8,121.29 | 0.00 | 8,121.29 |
| 01 2610 130 005 | OP OF BLDGS - OT SALARIES NON-INSTR BMS | 7,768.00 | 649.59 | 2,965.62 | 38.18 | 4,802.38 | 0.00 | 4,802.38 |
| 01 2610 130 006 | OP OF BLDGS - OT SALARIES NON-INSTR AP | 8,866.00 | 734.46 | 2,308.11 | 26.03 | 6,557.89 | 0.00 | 6,557.89 |
| 01 2610 130 007 | OP OF BLDGS - OT SALARIES NON-INSTR SE | 4,171.00 | 158.00 | 1,164.18 | 27.91 | 3,006.82 | 0.00 | 3,006.82 |
| 01 2610 130 008 | OP OF BLDGS - OT SALARIES NON-INSTR BSMS | 10,013.00 | 397.70 | 2,959.64 | 29.56 | 7,053.36 | 0.00 | 7,053.36 |

Regular; Processing Month 12/2024

| Account Number | Account Description | Revised Budget | Expended During Month | Expenditures to Date | % of Budget | Balance at EOM | P/ O Outstanding | Unencumbered Balance |
|-----------------|--------------------------------------------|----------------|-----------------------|----------------------|-------------|----------------|------------------|----------------------|
| 01 2610 150 000 | OP OF BLDGS - ADD'L COMP NON-INSTR DIST | 525.00 | 9.86 | 42.44 | 8.08 | 482.56 | 0.00 | 482.56 |
| 01 2610 150 001 | OP OF BLDGS - ADD'L COMP NON-INSTR HS | 286.00 | 19.12 | 76.48 | 26.74 | 209.52 | 0.00 | 209.52 |
| 01 2610 150 002 | OP OF BLDGS - ADD'L COMP NON-INSTR BE | 172.00 | 11.03 | 44.12 | 25.65 | 127.88 | 0.00 | 127.88 |
| 01 2610 150 003 | OP OF BLDGS - ADD'L COMP NON-INSTR PC | 249.00 | 40.04 | 160.16 | 64.32 | 88.84 | 0.00 | 88.84 |
| 01 2610 150 004 | OP OF BLDGS - ADD'L COMP NON-INSTR HE | 138.00 | 9.22 | 36.88 | 26.72 | 101.12 | 0.00 | 101.12 |
| 01 2610 150 005 | OP OF BLDGS - ADD'L COMP NON-INSTR BMS | 337.00 | 45.92 | 183.68 | 54.50 | 153.32 | 0.00 | 153.32 |
| 01 2610 150 006 | OP OF BLDGS - ADD'L COMP NON-INSTR AP | 166.00 | 11.09 | 44.36 | 26.72 | 121.64 | 0.00 | 121.64 |
| 01 2610 150 007 | OP OF BLDGS - ADD'L COMP NON-INSTR SE | 242.00 | 39.54 | 158.16 | 65.36 | 83.84 | 0.00 | 83.84 |
| 01 2610 150 008 | OP OF BLDGS - ADD'L COMP NON-INSTR BSMS | 189.00 | 12.62 | 50.48 | 26.71 | 138.52 | 0.00 | 138.52 |
| 01 2610 156 000 | OP OF BLDGS - ADD'L COMP PROF NON-CER DI | 262.00 | 0.00 | 0.00 | 0.00 | 262.00 | 0.00 | 262.00 |
| 01 2610 210 000 | OP OF BLDGS - GROUP INS NON-INSTR DIST | 67.00 | 2.63 | 10.50 | 15.67 | 56.50 | 0.00 | 56.50 |
| 01 2610 210 001 | OP OF BLDGS - GROUP INS NON-INSTR HS | 11,311.00 | 867.66 | 3,470.64 | 30.68 | 7,840.36 | 0.00 | 7,840.36 |
| 01 2610 210 002 | OP OF BLDGS - GROUP INS NON-INSTR BE | 3,503.00 | 865.56 | 3,462.24 | 98.84 | 40.76 | 0.00 | 40.76 |
| 01 2610 210 003 | OP OF BLDGS - GROUP INS NON-INSTR PC | 11,248.00 | 865.56 | 3,462.24 | 30.78 | 7,785.76 | 0.00 | 7,785.76 |
| 01 2610 210 004 | OP OF BLDGS - GROUP INS NON-INSTR HE | 62.00 | 2.10 | 8.40 | 13.55 | 53.60 | 0.00 | 53.60 |
| 01 2610 210 005 | OP OF BLDGS - GROUP INS NON-INSTR BMS | 18,730.00 | 1,342.66 | 5,370.64 | 28.67 | 13,359.36 | 0.00 | 13,359.36 |
| 01 2610 210 006 | OP OF BLDGS - GROUP INS NON-INSTR AP | 11,248.00 | 865.56 | 3,462.24 | 30.78 | 7,785.76 | 0.00 | 7,785.76 |
| 01 2610 210 007 | OP OF BLDGS - GROUP INS NON-INSTR SE | 829.00 | 61.26 | 245.04 | 29.56 | 583.96 | 0.00 | 583.96 |
| 01 2610 210 008 | OP OF BLDGS - GROUP INS NON-INSTR BSMS | 829.00 | 61.26 | 245.04 | 29.56 | 583.96 | 0.00 | 583.96 |
| 01 2610 216 000 | OP OF BLDGS - GROUP INS PROF NON-CER DIS | 62.00 | 2.10 | 8.40 | 13.55 | 53.60 | 0.00 | 53.60 |
| 01 2610 220 000 | OP OF BLDGS - SOC SEC NON-INSTR DIST | 7,793.00 | 467.84 | 2,503.33 | 32.12 | 5,289.67 | 0.00 | 5,289.67 |
| 01 2610 220 001 | OP OF BLDGS - SOC SEC NON-INSTR HS | 9,247.00 | 786.78 | 3,229.57 | 34.93 | 6,017.43 | 0.00 | 6,017.43 |
| 01 2610 220 002 | OP OF BLDGS - SOC SEC NON-INSTR BE | 5,779.00 | 382.12 | 1,775.86 | 30.73 | 4,003.14 | 0.00 | 4,003.14 |
| 01 2610 220 003 | OP OF BLDGS - SOC SEC NON-INSTR PC | 6,038.00 | 447.22 | 1,884.71 | 31.21 | 4,153.29 | 0.00 | 4,153.29 |
| 01 2610 220 004 | OP OF BLDGS - SOC SEC NON-INSTR HE | 5,686.00 | 416.96 | 1,773.89 | 31.20 | 3,912.11 | 0.00 | 3,912.11 |
| 01 2610 220 005 | OP OF BLDGS - SOC SEC NON-INSTR BMS | 8,021.00 | 622.19 | 2,621.04 | 32.68 | 5,399.96 | 0.00 | 5,399.96 |
| 01 2610 220 006 | OP OF BLDGS - SOC SEC NON-INSTR AP | 5,699.00 | 423.07 | 1,748.29 | 30.68 | 3,950.71 | 0.00 | 3,950.71 |
| 01 2610 220 007 | OP OF BLDGS - SOC SEC NON-INSTR SE | 4,932.00 | 367.38 | 1,537.67 | 31.18 | 3,394.33 | 0.00 | 3,394.33 |
| 01 2610 220 008 | OP OF BLDGS - SOC SEC NON-INSTR BSMS | 6,990.00 | 498.53 | 2,177.83 | 31.16 | 4,812.17 | 0.00 | 4,812.17 |
| 01 2610 226 000 | OP OF BLDGS - SOC SEC PROF NON-CERT DIST | 8,263.00 | 650.37 | 2,601.48 | 31.48 | 5,661.52 | 0.00 | 5,661.52 |
| 01 2610 230 000 | OP OF BLDGS - RETIREMENT NON-INSTR DIST | 5,733.00 | 405.13 | 1,911.48 | 33.34 | 3,821.52 | 0.00 | 3,821.52 |
| 01 2610 230 001 | OP OF BLDGS - RETIREMENT NON-INSTR HS | 8,280.00 | 720.50 | 2,961.26 | 35.76 | 5,318.74 | 0.00 | 5,318.74 |
| 01 2610 230 002 | OP OF BLDGS - RETIREMENT NON-INSTR BE | 5,280.00 | 425.88 | 1,941.21 | 36.77 | 3,338.79 | 0.00 | 3,338.79 |
| 01 2610 230 003 | OP OF BLDGS - RETIREMENT NON-INSTR PC | 5,705.00 | 429.41 | 1,809.72 | 31.72 | 3,895.28 | 0.00 | 3,895.28 |
| 01 2610 230 004 | OP OF BLDGS - RETIREMENT NON-INSTR HE | 4,912.00 | 365.03 | 1,561.97 | 31.80 | 3,350.03 | 0.00 | 3,350.03 |
| 01 2610 230 005 | OP OF BLDGS - RETIREMENT NON-INSTR BMS | 7,266.00 | 560.89 | 2,370.65 | 32.63 | 4,895.35 | 0.00 | 4,895.35 |
| 01 2610 230 006 | OP OF BLDGS - RETIREMENT NON-INSTR AP | 5,383.00 | 413.49 | 1,707.77 | 31.73 | 3,675.23 | 0.00 | 3,675.23 |
| 01 2610 230 007 | OP OF BLDGS - RETIREMENT NON-INSTR SE | 4,314.00 | 326.35 | 1,370.87 | 31.78 | 2,943.13 | 0.00 | 2,943.13 |
| 01 2610 230 008 | OP OF BLDGS - RETIREMENT NON-INSTR BSMS | 6,281.00 | 452.28 | 1,985.60 | 31.61 | 4,295.40 | 0.00 | 4,295.40 |
| 01 2610 236 000 | OP OF BLDGS - RETIRE PROF NON-CERT DIST | 7,340.00 | 588.66 | 2,354.64 | 32.08 | 4,985.36 | 0.00 | 4,985.36 |
| 01 2610 237 000 | OP OF BLDGS - INCR RET CONTR DIST | 4,496.00 | 341.78 | 1,467.20 | 32.63 | 3,028.80 | 0.00 | 3,028.80 |
| 01 2610 237 001 | OP OF BLDGS - INCR RET CONTR HS | 2,847.00 | 247.80 | 1,018.43 | 35.77 | 1,828.57 | 0.00 | 1,828.57 |
| 01 2610 237 002 | OP OF BLDGS - INCR RET CONTR BE | 1,816.00 | 146.47 | 667.62 | 36.76 | 1,148.38 | 0.00 | 1,148.38 |
| 01 2610 237 003 | OP OF BLDGS - INCR RET CONTR PC | 1,962.00 | 147.68 | 622.40 | 31.72 | 1,339.60 | 0.00 | 1,339.60 |
| 01 2610 237 004 | OP OF BLDGS - INCR RET CONTR HE | 1,689.00 | 125.54 | 537.18 | 31.80 | 1,151.82 | 0.00 | 1,151.82 |
| 01 2610 237 005 | OP OF BLDGS - INCR RET CONTR BMS | 2,499.00 | 192.90 | 815.29 | 32.62 | 1,683.71 | 0.00 | 1,683.71 |
| 01 2610 237 006 | OP OF BLDGS - INCR RET CONTR AP | 1,851.00 | 142.21 | 587.34 | 31.73 | 1,263.66 | 0.00 | 1,263.66 |
| 01 2610 237 007 | OP OF BLDGS - INCR RET CONTR SE | 1,483.00 | 112.24 | 471.47 | 31.79 | 1,011.53 | 0.00 | 1,011.53 |
| 01 2610 237 008 | OP OF BLDGS - INCR RET CONTR BSMS | 2,160.00 | 155.55 | 682.88 | 31.61 | 1,477.12 | 0.00 | 1,477.12 |
| 01 2610 260 000 | OP OF BLDGS - UNEMPLOY COMP NON-INSTR DIST | 0.00 | 0.00 | 0.00 | 0.00 | 0.00 | 0.00 | 0.00 |
| 01 2610 280 000 | OP OF BLDGS - HEALTH BEN NON-INSTR DIST | 6,502.00 | 593.75 | 2,375.00 | 36.53 | 4,127.00 | 0.00 | 4,127.00 |
| 01 2610 280 001 | OP OF BLDGS - HEALTH BEN NON-INSTR HS | 6,002.00 | 475.00 | 1,900.00 | 31.66 | 4,102.00 | 0.00 | 4,102.00 |
| 01 2610 280 002 | OP OF BLDGS - HEALTH BEN NON-INSTR BE | 4,391.00 | 0.00 | 0.00 | 0.00 | 4,391.00 | 0.00 | 4,391.00 |
| 01 2610 280 004 | OP OF BLDGS - HEALTH BEN NON-INSTR HE | 6,002.00 | 475.00 | 1,900.00 | 31.66 | 4,102.00 | 0.00 | 4,102.00 |
| 01 2610 280 005 | OP OF BLDGS - HEALTH BEN NON-INSTR BMS | 470.00 | 0.00 | 0.00 | 0.00 | 470.00 | 0.00 | 470.00 |

Regular; Processing Month 12/2024

| Account Number | Account Description | Revised Budget | Expended During Month | Expenditures to Date | % of Budget | Balance at EOM | P/ O Outstanding | Unencumbered Balance |
|-----------------|-------------------------------------|----------------|-----------------------|----------------------|-------------|----------------|------------------|----------------------|
| 01 2610 530 002 | OP OF BLDGS - TELEPHONE BE | 0.00 | 0.00 | 0.00 | 0.00 | 0.00 | 0.00 | 0.00 |
| 01 2610 530 003 | OP OF BLDGS - TELEPHONE PC | 0.00 | 0.00 | 0.00 | 0.00 | 0.00 | 0.00 | 0.00 |
| 01 2610 530 004 | OP OF BLDGS - TELEPHONE HE | 0.00 | 0.00 | 0.00 | 0.00 | 0.00 | 0.00 | 0.00 |
| 01 2610 530 005 | OP OF BLDGS - TELEPHONE BMS | 0.00 | 0.00 | 0.00 | 0.00 | 0.00 | 0.00 | 0.00 |
| 01 2610 530 006 | OP OF BLDGS - TELEPHONE AP | 0.00 | 0.00 | 0.00 | 0.00 | 0.00 | 0.00 | 0.00 |
| 01 2610 530 007 | OP OF BLDGS - TELEPHONE SE | 0.00 | 0.00 | 0.00 | 0.00 | 0.00 | 0.00 | 0.00 |
| 01 2610 530 008 | OP OF BLDGS - TELEPHONE BSMS | 0.00 | 0.00 | 0.00 | 0.00 | 0.00 | 0.00 | 0.00 |
| 01 2610 531 000 | OP OF BLDGS - POSTAGE DIST | 25,000.00 | 0.00 | 1,058.27 | 4.23 | 23,941.73 | 0.00 | 23,941.73 |
| 01 2610 580 000 | OP OF BLDGS - TRAVEL & MILEAGE DIST | 200.00 | 0.00 | 0.00 | 0.00 | 200.00 | 0.00 | 200.00 |
| 01 2610 580 001 | OP OF BLDGS - TRAVEL & MILEAGE HS | 250.00 | 21.44 | 107.20 | 42.88 | 142.80 | 0.00 | 142.80 |
| 01 2610 580 002 | OP OF BLDGS - TRAVEL & MILEAGE BE | 750.00 | 60.17 | 322.21 | 42.96 | 427.79 | 0.00 | 427.79 |
| 01 2610 580 003 | OP OF BLDGS - TRAVEL & MILEAGE PC | 2,000.00 | 77.72 | 465.65 | 23.28 | 1,534.35 | 0.00 | 1,534.35 |
| 01 2610 580 004 | OP OF BLDGS - TRAVEL & MILEAGE HE | 500.00 | 20.10 | 139.36 | 27.87 | 360.64 | 0.00 | 360.64 |
| 01 2610 580 005 | OP OF BLDGS - TRAVEL & MILEAGE BMS | 1,000.00 | 65.66 | 269.34 | 26.93 | 730.66 | 0.00 | 730.66 |
| 01 2610 580 006 | OP OF BLDGS - TRAVEL & MILEAGE AP | 1,200.00 | 109.88 | 341.70 | 28.48 | 858.30 | 0.00 | 858.30 |
| 01 2610 580 007 | OP OF BLDGS - TRAVEL & MILEAGE SE | 500.00 | 0.00 | 105.62 | 21.12 | 394.38 | 0.00 | 394.38 |
| 01 2610 580 008 | OP OF BLDGS - TRAVEL & MILEAGE BSMS | 2,000.00 | 52.26 | 554.09 | 27.70 | 1,445.91 | 0.00 | 1,445.91 |
| 01 2610 610 000 | OP OF BLDGS - SUPPLIES DIST | 15,000.00 | 798.55 | 5,237.66 | 36.72 | 9,762.34 | 270.74 | 9,491.60 |
| 01 2610 610 001 | OP OF BLDGS - SUPPLIES HS | 55,000.00 | 2,942.68 | 21,436.91 | 40.79 | 33,563.09 | 1,000.25 | 32,562.84 |
| 01 2610 610 002 | OP OF BLDGS - SUPPLIES BE | 20,000.00 | 4,483.95 | 12,191.40 | 61.26 | 7,808.60 | 61.00 | 7,747.60 |
| 01 2610 610 003 | OP OF BLDGS - SUPPLIES PC | 20,000.00 | 2,798.58 | 7,410.17 | 47.80 | 12,589.83 | 2,149.44 | 10,440.39 |
| 01 2610 610 004 | OP OF BLDGS - SUPPLIES HE | 20,000.00 | 0.00 | 4,674.19 | 25.47 | 15,325.81 | 420.59 | 14,905.22 |
| 01 2610 610 005 | OP OF BLDGS - SUPPLIES BMS | 25,000.00 | 715.73 | 5,591.81 | 24.05 | 19,408.19 | 421.24 | 18,986.95 |
| 01 2610 610 006 | OP OF BLDGS - SUPPLIES AP | 20,000.00 | 845.56 | 4,248.69 | 41.69 | 15,751.31 | 4,089.69 | 11,661.62 |
| 01 2610 610 007 | OP OF BLDGS - SUPPLIES SE | 20,000.00 | 1,879.35 | 4,033.65 | 30.66 | 15,966.35 | 2,097.97 | 13,868.38 |
| 01 2610 610 008 | OP OF BLDGS - SUPPLIES BSMS | 25,000.00 | 9,140.47 | 26,814.63 | 135.63 | (1,814.63) | 7,092.29 | (8,906.92) |
| 01 2610 621 000 | OP OF BLDGS - UTILITY ENERGY DIST | 25,000.00 | 2,533.00 | 10,130.76 | 40.52 | 14,869.24 | 0.00 | 14,869.24 |
| 01 2610 621 001 | OP OF BLDGS - UTILITY ENERGY HS | 305,000.00 | 24,034.00 | 96,136.00 | 31.52 | 208,864.00 | 0.00 | 208,864.00 |
| 01 2610 621 002 | OP OF BLDGS - UTILITY ENERGY BE | 130,000.00 | 8,791.00 | 35,165.00 | 27.05 | 94,835.00 | 0.00 | 94,835.00 |
| 01 2610 621 003 | OP OF BLDGS - UTILITY ENERGY PC | 110,000.00 | 8,085.00 | 32,340.00 | 29.40 | 77,660.00 | 0.00 | 77,660.00 |
| 01 2610 621 004 | OP OF BLDGS - UTILITY ENERGY HE | 100,000.00 | 7,544.00 | 30,176.00 | 30.18 | 69,824.00 | 0.00 | 69,824.00 |
| 01 2610 621 005 | OP OF BLDGS - UTILITY ENERGY BMS | 140,000.00 | 11,178.00 | 44,712.00 | 31.94 | 95,288.00 | 0.00 | 95,288.00 |
| 01 2610 621 006 | OP OF BLDGS - UTILITY ENERGY AP | 100,000.00 | 7,213.00 | 28,852.00 | 28.85 | 71,148.00 | 0.00 | 71,148.00 |
| 01 2610 621 007 | OP OF BLDGS - UTILITY ENERGY SE | 115,000.00 | 9,300.00 | 37,200.00 | 32.35 | 77,800.00 | 0.00 | 77,800.00 |
| 01 2610 621 008 | OP OF BLDGS - UTILITY ENERGY BSMS | 200,000.00 | 15,718.00 | 62,872.00 | 31.44 | 137,128.00 | 0.00 | 137,128.00 |
| 01 2610 626 000 | OP OF BLDGS - GAS & OIL DIST | 10,000.00 | 361.35 | 2,665.04 | 26.65 | 7,334.96 | 0.00 | 7,334.96 |
| 01 2610 733 000 | OP OF BLDGS - FURN & EQUIP DIST | 0.00 | 0.00 | 93.78 | 0.00 | (93.78) | 0.00 | (93.78) |
| 01 2610 733 001 | OP OF BLDGS - FURN & EQUIP HS | 0.00 | 0.00 | 0.00 | 0.00 | 0.00 | 0.00 | 0.00 |
| 01 2610 733 002 | OP OF BLDGS - FURN & EQUIP BE | 0.00 | 0.00 | 0.00 | 0.00 | 0.00 | 0.00 | 0.00 |
| 01 2610 733 003 | OP OF BLDGS - FURN & EQUIP PC | 0.00 | 0.00 | 0.00 | 0.00 | 0.00 | 0.00 | 0.00 |
| 01 2610 733 004 | OP OF BLDGS - FURN & EQUIP HE | 0.00 | 0.00 | 0.00 | 0.00 | 0.00 | 3,839.00 | (3,839.00) |
| 01 2610 733 005 | OP OF BLDGS - FURN & EQUIP BMS | 0.00 | 0.00 | 0.00 | 0.00 | 0.00 | 0.00 | 0.00 |
| 01 2610 733 006 | OP OF BLDGS - FURN & EQUIP AP | 0.00 | 0.00 | 0.00 | 0.00 | 0.00 | 160.00 | (160.00) |
| 01 2610 733 007 | OP OF BLDGS - FURN & EQUIP SE | 0.00 | 0.00 | 39.49 | 0.00 | (39.49) | 0.00 | (39.49) |
| 01 2610 733 008 | OP OF BLDGS - FURN & EQUIP BSMS | 0.00 | 0.00 | 0.00 | 0.00 | 0.00 | 0.00 | 0.00 |
| 01 2610 810 000 | OP OF BLDGS - DUES & FEES DIST | 5,000.00 | 0.00 | 0.00 | 0.00 | 5,000.00 | 0.00 | 5,000.00 |
| 01 2610 810 001 | OP OF BLDGS - DUES & FEES HS | 15,000.00 | 0.00 | 0.00 | 0.00 | 15,000.00 | 0.00 | 15,000.00 |
| 01 2610 810 002 | OP OF BLDGS - DUES & FEES BE | 0.00 | 0.00 | 180.00 | 0.00 | (180.00) | 0.00 | (180.00) |
| 01 2610 810 003 | OP OF BLDGS - DUES & FEES PC | 0.00 | 0.00 | 0.00 | 0.00 | 0.00 | 0.00 | 0.00 |
| 01 2610 810 004 | OP OF BLDGS - DUES & FEES HE | 0.00 | 0.00 | 0.00 | 0.00 | 0.00 | 0.00 | 0.00 |
| 01 2610 810 005 | OP OF BLDGS - DUES & FEES BMS | 0.00 | 0.00 | 0.00 | 0.00 | 0.00 | 0.00 | 0.00 |
| 01 2610 810 006 | OP OF BLDGS - DUES & FEES AP | 0.00 | 0.00 | 0.00 | 0.00 | 0.00 | 0.00 | 0.00 |
| 01 2610 810 007 | OP OF BLDGS - DUES & FEES SE | 2,000.00 | 0.00 | 94.89 | 4.74 | 1,905.11 | 0.00 | 1,905.11 |
| 01 2610 810 008 | OP OF BLDGS - DUES & FEES BSMS | 0.00 | 0.00 | 36.00 | 0.00 | (36.00) | 0.00 | (36.00) |
| 01 2610 890 000 | OP OF BLDGS - OTHER MISC DIST | 500.00 | 0.00 | 0.00 | 0.00 | 500.00 | 0.00 | 500.00 |

| Account Number | Account Description | Revised Budget | Expended During Month | Expenditures to Date | % of Budget | Balance at EOM | P/ O Outstanding | Unencumbered Balance |
|-----------------|------------------------------------------|----------------|-----------------------|----------------------|-------------|----------------|------------------|----------------------|
| 2710 | REGULAR PUPIL TRANSPORTATION | 1,137,115.00 | 95,622.87 | 326,711.74 | 31.94 | 810,403.26 | 36,529.58 | 773,873.68 |
| 2712 | SCHOOL AGE SPEC ED TRANSPORT | | | | | | | |
| 01 2712 110 000 | SPED TRANSP - SALARIES NON-INSTR | 215,599.00 | 21,727.83 | 85,504.64 | 39.66 | 130,094.36 | 0.00 | 130,094.36 |
| 01 2712 112 000 | SPED TRANSP - SALARIES INSTR AIDES | 13,301.00 | 1,328.63 | 5,680.43 | 42.71 | 7,620.57 | 0.00 | 7,620.57 |
| 01 2712 120 000 | SPED TRANSP - SUB NON-INSTR | 0.00 | 0.00 | 0.00 | 0.00 | 0.00 | 0.00 | 0.00 |
| 01 2712 130 000 | SPED TRANSP - OT SALARIES NON-INSTR | 267.00 | 14.45 | 897.89 | 336.29 | (630.89) | 0.00 | (630.89) |
| 01 2712 150 000 | SPED TRANSP - ADD'L COMP NON-INSTR | 4,977.00 | 46.60 | 178.47 | 3.59 | 4,798.53 | 0.00 | 4,798.53 |
| 01 2712 152 000 | SPED TRANSP - ADD'L COMP INSTR AIDES | 34.00 | 2.74 | 10.96 | 32.24 | 23.04 | 0.00 | 23.04 |
| 01 2712 210 000 | SPED TRANSP - GROUP INS NON-INSTR | 3,430.00 | 1,299.51 | 5,194.53 | 151.44 | (1,764.53) | 0.00 | (1,764.53) |
| 01 2712 212 000 | SPED TRANSP - GROUP INS INSTR AIDES | 4,168.00 | 322.92 | 1,291.70 | 30.99 | 2,876.30 | 0.00 | 2,876.30 |
| 01 2712 220 000 | SPED TRANSP - SOC SEC NON-INSTR | 18,268.00 | 1,742.32 | 6,906.36 | 37.81 | 11,361.64 | 0.00 | 11,361.64 |
| 01 2712 222 000 | SPED TRANSP - SOC SEC INSTR AIDES | 1,036.00 | 101.85 | 435.39 | 42.03 | 600.61 | 0.00 | 600.61 |
| 01 2712 230 000 | SPED TRANSP - RETIREMENT NON-INSTR | 15,953.00 | 1,593.58 | 6,332.66 | 39.70 | 9,620.34 | 0.00 | 9,620.34 |
| 01 2712 232 000 | SPED TRANSP - RETIREMENT INSTR AIDES | 979.00 | 97.65 | 417.50 | 42.65 | 561.50 | 0.00 | 561.50 |
| 01 2712 237 000 | SPED TRANSP - INCR RET CONTR | 5,823.00 | 581.64 | 2,321.52 | 39.87 | 3,501.48 | 0.00 | 3,501.48 |
| 01 2712 280 000 | SPED TRANSP - HEALTH BEN NON-INSTR | 13,316.00 | 1,000.00 | 3,750.00 | 28.16 | 9,566.00 | 0.00 | 9,566.00 |
| 01 2712 332 000 | SPED TRANSP - MILEAGE TO PARENTS | 0.00 | 0.00 | 0.00 | 0.00 | 0.00 | 0.00 | 0.00 |
| 01 2712 490 000 | SPED TRANSP - REPAIRS & MAINT | 25,000.00 | 450.31 | 10,095.08 | 40.38 | 14,904.92 | 0.00 | 14,904.92 |
| 01 2712 519 000 | SPED TRANSP - ST TRANSP OTHER SOURCES | 89,000.00 | 4,785.30 | 13,273.56 | 14.91 | 75,726.44 | 0.00 | 75,726.44 |
| 01 2712 610 000 | SPED TRANSP - SUPPLIES | 0.00 | 0.00 | 0.00 | 0.00 | 0.00 | 0.00 | 0.00 |
| 01 2712 626 000 | SPED TRANSP - GAS & OIL | 35,000.00 | 2,174.15 | 10,228.07 | 29.22 | 24,771.93 | 0.00 | 24,771.93 |
| 01 2712 732 000 | SPED TRANSP - VEHICLE ACQUISITION | 0.00 | 0.00 | 0.00 | 0.00 | 0.00 | 0.00 | 0.00 |
| 01 2712 890 000 | SPED TRANSP - OTHER MISC | 0.00 | 133.37 | 133.37 | 0.00 | (133.37) | 0.00 | (133.37) |
| 2712 | SCHOOL AGE SPEC ED TRANSPORT | 446,151.00 | 37,402.85 | 152,652.13 | 34.22 | 293,498.87 | 0.00 | 293,498.87 |
| 3400 | CATEGORICAL GRANTS FROM CORPORATIONS & O | | | | | | | |
| 01 3400 890 000 | CAT GRANTS FROM CORP - OTHER MISC DIST | 0.00 | 0.00 | 0.00 | 0.00 | 0.00 | 0.00 | 0.00 |
| 3400 | CATEGORICAL GRANTS FROM CORPORATIONS & O | 0.00 | 0.00 | 0.00 | 0.00 | 0.00 | 0.00 | 0.00 |
| 3535 | HIGH ABILITY LEARNERS | | | | | | | |
| 01 3535 111 000 | HAL - SALARIES TEACHERS DIST | 0.00 | 5,971.38 | 23,885.52 | 0.00 | (23,885.52) | 0.00 | (23,885.52) |
| 01 3535 111 002 | HAL - SALARIES TEACHERS BE | 162.00 | 0.00 | 0.00 | 0.00 | 162.00 | 0.00 | 162.00 |
| 01 3535 111 003 | HAL - SALARIES TEACHERS PC | 0.00 | 0.00 | 0.00 | 0.00 | 0.00 | 0.00 | 0.00 |
| 01 3535 111 004 | HAL - SALARIES TEACHERS HE | 37,229.00 | 2,985.69 | 11,942.76 | 32.08 | 25,286.24 | 0.00 | 25,286.24 |
| 01 3535 111 005 | HAL - SALARIES TEACHERS BMS | 0.00 | 0.00 | 0.00 | 0.00 | 0.00 | 0.00 | 0.00 |
| 01 3535 111 006 | HAL - SALARIES TEACHERS AP | 37,377.00 | 2,985.69 | 11,942.76 | 31.95 | 25,434.24 | 0.00 | 25,434.24 |
| 01 3535 111 007 | HAL - SALARIES TEACHERS SE | 0.00 | 0.00 | 0.00 | 0.00 | 0.00 | 0.00 | 0.00 |
| 01 3535 111 008 | HAL - SALARIES TEACHERS BSMS | 76,666.00 | 6,131.90 | 24,527.60 | 31.99 | 52,138.40 | 0.00 | 52,138.40 |
| 01 3535 151 000 | HAL - ADD'L COMP TEACHERS DIST | 0.00 | 0.00 | 0.00 | 0.00 | 0.00 | 0.00 | 0.00 |
| 01 3535 151 002 | HAL - ADD'L COMP TEACHERS BE | 186.00 | 13.14 | 52.56 | 28.26 | 133.44 | 0.00 | 133.44 |
| 01 3535 151 003 | HAL - ADD'L COMP TEACHERS PC | 0.00 | 0.00 | 0.00 | 0.00 | 0.00 | 0.00 | 0.00 |
| 01 3535 151 004 | HAL - ADD'L COMP TEACHERS HE | 98.00 | 6.57 | 26.28 | 26.82 | 71.72 | 0.00 | 71.72 |
| 01 3535 151 005 | HAL - ADD'L COMP TEACHERS BMS | 0.00 | 0.00 | 0.00 | 0.00 | 0.00 | 0.00 | 0.00 |
| 01 3535 151 006 | HAL - ADD'L COMP TEACHERS AP | 98.00 | 6.57 | 26.28 | 26.82 | 71.72 | 0.00 | 71.72 |
| 01 3535 151 007 | HAL - ADD'L COMP TEACHERS SE | 0.00 | 0.00 | 0.00 | 0.00 | 0.00 | 0.00 | 0.00 |
| 01 3535 151 008 | HAL - ADD'L COMP TEACHERS BSMS | 544.00 | 13.49 | 53.96 | 9.92 | 490.04 | 0.00 | 490.04 |
| 01 3535 211 000 | HAL - GROUP INS TEACHERS DIST | 0.00 | 2,329.14 | 9,316.56 | 0.00 | (9,316.56) | 0.00 | (9,316.56) |
| 01 3535 211 002 | HAL - GROUP INS TEACHERS BE | 0.00 | 0.00 | 0.00 | 0.00 | 0.00 | 0.00 | 0.00 |
| 01 3535 211 003 | HAL - GROUP INS TEACHERS PC | 0.00 | 0.00 | 0.00 | 0.00 | 0.00 | 0.00 | 0.00 |
| 01 3535 211 004 | HAL - GROUP INS TEACHERS HE | 31.00 | 1.05 | 4.20 | 13.55 | 26.80 | 0.00 | 26.80 |
| 01 3535 211 005 | HAL - GROUP INS TEACHERS BMS | 0.00 | 0.00 | 0.00 | 0.00 | 0.00 | 0.00 | 0.00 |
| 01 3535 211 006 | HAL - GROUP INS TEACHERS AP | 31.00 | 1.05 | 4.20 | 13.55 | 26.80 | 0.00 | 26.80 |
| 01 3535 211 007 | HAL - GROUP INS TEACHERS SE | 0.00 | 0.00 | 0.00 | 0.00 | 0.00 | 0.00 | 0.00 |
| 01 3535 211 008 | HAL - GROUP INS TEACHERS BSMS | 11,248.00 | 1,750.24 | 4,346.92 | 38.65 | 6,901.08 | 0.00 | 6,901.08 |
| 01 3535 221 000 | HAL - SOC SEC TEACHERS DIST | 0.00 | 448.08 | 1,792.32 | 0.00 | (1,792.32) | 0.00 | (1,792.32) |
| 01 3535 221 002 | HAL - SOC SEC TEACHERS BE | 26.00 | 1.00 | 4.00 | 15.38 | 22.00 | 0.00 | 22.00 |

| Account Number | Account Description | Revised Budget | Expended During Month | Expenditures to Date | % of Budget | Balance at EOM | P/ O Outstanding | Unencumbered Balance |
|-----------------|-------------------------------------------|----------------|-----------------------|----------------------|-------------|----------------|------------------|----------------------|
| 01 6200 580 002 | TITLE 1 ESSA - TRAVEL & MILEAGE BE | 0.00 | 0.00 | 0.00 | 0.00 | 0.00 | 0.00 | 0.00 |
| 01 6200 580 003 | TITLE 1 ESSA - TRAVEL & MILEAGE PC | 0.00 | 0.00 | 0.00 | 0.00 | 0.00 | 0.00 | 0.00 |
| 01 6200 610 002 | TITLE 1 ESSA - SUPPLIES BE | 0.00 | 0.00 | 0.00 | 0.00 | 0.00 | 0.00 | 0.00 |
| 01 6200 610 003 | TITLE 1 ESSA - SUPPLIES PC | 0.00 | 0.00 | 0.00 | 0.00 | 0.00 | 0.00 | 0.00 |
| 01 6200 610 004 | TITLE 1 ESSA - SUPPLIES HE | 0.00 | 0.00 | 0.00 | 0.00 | 0.00 | 0.00 | 0.00 |
| 01 6200 640 002 | TITLE 1 ESSA - BOOKS & PER BE | 0.00 | 0.00 | 0.00 | 0.00 | 0.00 | 0.00 | 0.00 |
| 01 6200 640 003 | TITLE 1 ESSA - BOOKS & PER PC | 0.00 | 0.00 | 0.00 | 0.00 | 0.00 | 0.00 | 0.00 |
| 01 6200 640 004 | TITLE 1 ESSA - BOOKS & PER HE | 0.00 | 0.00 | 0.00 | 0.00 | 0.00 | 0.00 | 0.00 |
| 01 6200 810 002 | TITLE 1 ESSA - DUES & FEES BE | 0.00 | 0.00 | 0.00 | 0.00 | 0.00 | 0.00 | 0.00 |
| 01 6200 890 002 | TITLE 1 ESSA - OTHER MISC BE | 0.00 | 0.00 | 0.00 | 0.00 | 0.00 | 0.00 | 0.00 |
| 01 6200 890 003 | TITLE 1 ESSA - OTHER MISC PC | 0.00 | 0.00 | 0.00 | 0.00 | 0.00 | 0.00 | 0.00 |
| 01 6200 890 004 | TITLE 1 ESSA - OTHER MISC HE | 0.00 | 0.00 | 0.00 | 0.00 | 0.00 | 0.00 | 0.00 |
| 6200 | TITLE I, PART A ESSA IMPROV THE ACADEM | 252,895.00 | 17,038.19 | 68,152.78 | 26.95 | 184,742.22 | 0.00 | 184,742.22 |
| 6310 | TITLE II, PART A ESSA TCHR QUAL GRANTS | | | | | | | |
| 01 6310 111 000 | TITLE IIA ESSA - SALARIES TEACHERS DIST | 504.00 | 0.00 | 611.21 | 121.27 | (107.21) | 0.00 | (107.21) |
| 01 6310 111 001 | TITLE IIA ESSA - SALARIES TEACHERS HS | 8,046.00 | 0.00 | 0.00 | 0.00 | 8,046.00 | 0.00 | 8,046.00 |
| 01 6310 111 002 | TITLE IIA ESSA - SALARIES TEACHERS BE | 5,314.00 | 0.00 | 0.00 | 0.00 | 5,314.00 | 0.00 | 5,314.00 |
| 01 6310 111 003 | TITLE IIA ESSA - SALARIES TEACHERS PC | 4,721.00 | 0.00 | 0.00 | 0.00 | 4,721.00 | 0.00 | 4,721.00 |
| 01 6310 111 004 | TITLE IIA ESSA - SALARIES TEACHERS HE | 3,859.00 | 0.00 | 0.00 | 0.00 | 3,859.00 | 0.00 | 3,859.00 |
| 01 6310 111 005 | TITLE IIA ESSA - SALARIES TEACHERS BMS | 6,111.00 | 0.00 | 0.00 | 0.00 | 6,111.00 | 0.00 | 6,111.00 |
| 01 6310 111 006 | TITLE IIA ESSA - SALARIES TEACHERS AP | 7,074.00 | 0.00 | 0.00 | 0.00 | 7,074.00 | 0.00 | 7,074.00 |
| 01 6310 111 007 | TITLE IIA ESSA - SALARIES TEACHERS SE | 4,808.00 | 0.00 | 0.00 | 0.00 | 4,808.00 | 0.00 | 4,808.00 |
| 01 6310 111 008 | TITLE IIA ESSA - SALARIES TEACHERS BSMS | 9,827.00 | 0.00 | 0.00 | 0.00 | 9,827.00 | 0.00 | 9,827.00 |
| 01 6310 123 001 | TITLE IIA ESSA - SUB TEACHERS HS | 0.00 | 0.00 | 0.00 | 0.00 | 0.00 | 0.00 | 0.00 |
| 01 6310 123 002 | TITLE IIA ESSA - SUB TEACHERS BE | 0.00 | 0.00 | 0.00 | 0.00 | 0.00 | 0.00 | 0.00 |
| 01 6310 123 003 | TITLE IIA ESSA - SUB TEACHERS PC | 0.00 | 0.00 | 0.00 | 0.00 | 0.00 | 0.00 | 0.00 |
| 01 6310 123 004 | TITLE IIA ESSA - SUB TEACHERS HE | 0.00 | 0.00 | 0.00 | 0.00 | 0.00 | 0.00 | 0.00 |
| 01 6310 123 006 | TITLE IIA ESSA - SUB TEACHERS AP | 0.00 | 0.00 | 0.00 | 0.00 | 0.00 | 0.00 | 0.00 |
| 01 6310 221 000 | TITLE IIA ESSA - SOC SEC TEACHERS DIST | 39.00 | 0.00 | 46.73 | 119.82 | (7.73) | 0.00 | (7.73) |
| 01 6310 221 001 | TITLE IIA ESSA - SOC SEC TEACHERS HS | 627.00 | 0.00 | 0.00 | 0.00 | 627.00 | 0.00 | 627.00 |
| 01 6310 221 002 | TITLE IIA ESSA - SOC SEC TEACHERS BE | 414.00 | 0.00 | 0.00 | 0.00 | 414.00 | 0.00 | 414.00 |
| 01 6310 221 003 | TITLE IIA ESSA - SOC SEC TEACHERS PC | 368.00 | 0.00 | 0.00 | 0.00 | 368.00 | 0.00 | 368.00 |
| 01 6310 221 004 | TITLE IIA ESSA - SOC SEC TEACHERS HE | 300.00 | 0.00 | 0.00 | 0.00 | 300.00 | 0.00 | 300.00 |
| 01 6310 221 005 | TITLE IIA ESSA - SOC SEC TEACHERS BMS | 476.00 | 0.00 | 0.00 | 0.00 | 476.00 | 0.00 | 476.00 |
| 01 6310 221 006 | TITLE IIA ESSA - SOC SEC TEACHERS AP | 551.00 | 0.00 | 0.00 | 0.00 | 551.00 | 0.00 | 551.00 |
| 01 6310 221 007 | TITLE IIA ESSA - SOC SEC TEACHERS SE | 374.00 | 0.00 | 0.00 | 0.00 | 374.00 | 0.00 | 374.00 |
| 01 6310 221 008 | TITLE IIA ESSA - SOC SEC TEACHERS BSMS | 766.00 | 0.00 | 0.00 | 0.00 | 766.00 | 0.00 | 766.00 |
| 01 6310 231 000 | TITLE IIA ESSA - RETIREMENT TEACHERS DIS | 37.00 | 0.00 | 44.92 | 121.41 | (7.92) | 0.00 | (7.92) |
| 01 6310 231 001 | TITLE IIA ESSA - RETIREMENT TEACHERS HS | 593.00 | 0.00 | 0.00 | 0.00 | 593.00 | 0.00 | 593.00 |
| 01 6310 231 002 | TITLE IIA ESSA - RETIREMENT TEACHERS BE | 391.00 | 0.00 | 0.00 | 0.00 | 391.00 | 0.00 | 391.00 |
| 01 6310 231 003 | TITLE IIA ESSA - RETIREMENT TEACHERS PC | 334.00 | 0.00 | 0.00 | 0.00 | 334.00 | 0.00 | 334.00 |
| 01 6310 231 004 | TITLE IIA ESSA - RETIREMENT TEACHERS HE | 284.00 | 0.00 | 0.00 | 0.00 | 284.00 | 0.00 | 284.00 |
| 01 6310 231 005 | TITLE IIA ESSA - RETIREMENT TEACHERS BMS | 450.00 | 0.00 | 0.00 | 0.00 | 450.00 | 0.00 | 450.00 |
| 01 6310 231 006 | TITLE IIA ESSA - RETIREMENT TEACHERS AP | 512.00 | 0.00 | 0.00 | 0.00 | 512.00 | 0.00 | 512.00 |
| 01 6310 231 007 | TITLE IIA ESSA - RETIREMENT TEACHERS SE | 354.00 | 0.00 | 0.00 | 0.00 | 354.00 | 0.00 | 354.00 |
| 01 6310 231 008 | TITLE IIA ESSA - RETIREMENT TEACHERS BSMS | 663.00 | 0.00 | 0.00 | 0.00 | 663.00 | 0.00 | 663.00 |
| 01 6310 237 000 | TITLE IIA ESSA - INCR RET CONTR DIST | 12.00 | 0.00 | 15.45 | 128.75 | (3.45) | 0.00 | (3.45) |
| 01 6310 237 001 | TITLE IIA ESSA - INCR RET CONTR HS | 204.00 | 0.00 | 0.00 | 0.00 | 204.00 | 0.00 | 204.00 |
| 01 6310 237 002 | TITLE IIA ESSA - INCR RET CONTR BE | 134.00 | 0.00 | 0.00 | 0.00 | 134.00 | 0.00 | 134.00 |
| 01 6310 237 003 | TITLE IIA ESSA - INCR RET CONTR PC | 115.00 | 0.00 | 0.00 | 0.00 | 115.00 | 0.00 | 115.00 |
| 01 6310 237 004 | TITLE IIA ESSA - INCR RET CONTR HE | 97.00 | 0.00 | 0.00 | 0.00 | 97.00 | 0.00 | 97.00 |
| 01 6310 237 005 | TITLE IIA ESSA - INCR RET CONTR BMS | 154.00 | 0.00 | 0.00 | 0.00 | 154.00 | 0.00 | 154.00 |
| 01 6310 237 006 | TITLE IIA ESSA - INCR RET CONTR AP | 176.00 | 0.00 | 0.00 | 0.00 | 176.00 | 0.00 | 176.00 |
| 01 6310 237 007 | TITLE IIA ESSA - INCR RET CONTR SE | 121.00 | 0.00 | 0.00 | 0.00 | 121.00 | 0.00 | 121.00 |
| 01 6310 237 008 | TITLE IIA ESSA - INCR RET CONTR BSMS | 228.00 | 0.00 | 0.00 | 0.00 | 228.00 | 0.00 | 228.00 |

| Account Number | Account Description | Revised Budget | Expended During Month | Expenditures to Date | % of Budget | Balance at EOM | P/ O Outstanding | Unencumbered Balance |
|-----------------|-------------------------------------------|----------------|-----------------------|----------------------|-------------|----------------|------------------|----------------------|
| 01 6404 221 006 | IDEA B BASE - SOC SEC TEACHERS AP | 64.00 | 0.00 | 0.00 | 0.00 | 64.00 | 0.00 | 64.00 |
| 01 6404 231 002 | IDEA B BASE - RETIREMENT TEACHERS BE | 0.00 | 0.00 | 0.00 | 0.00 | 0.00 | 0.00 | 0.00 |
| 01 6404 231 006 | IDEA B BASE - RETIREMENT TEACHERS AP | 63.00 | 0.00 | 0.00 | 0.00 | 63.00 | 0.00 | 63.00 |
| 01 6404 237 002 | IDEA B BASE - INCR RET CONTR BE | 0.00 | 0.00 | 0.00 | 0.00 | 0.00 | 0.00 | 0.00 |
| 01 6404 237 006 | IDEA B BASE - INCR RET CONTR AP | 21.00 | 0.00 | 0.00 | 0.00 | 21.00 | 0.00 | 21.00 |
| 01 6404 610 002 | IDEA B BASE - SUPPLIES BE | 0.00 | 0.00 | 0.00 | 0.00 | 0.00 | 0.00 | 0.00 |
| 01 6404 610 006 | IDEA B BASE - SUPPLIES AP | 0.00 | 0.00 | 0.00 | 0.00 | 0.00 | 0.00 | 0.00 |
| 6404 | IDEA PART B(611) BASE ALLOC BIRTH TO 4 | 1,363.00 | 0.00 | 0.00 | 0.00 | 1,363.00 | 0.00 | 1,363.00 |
| 6406 | IDEA PRESCHOOL(619) BASE ALLOC | | | | | | | |
| 01 6406 111 002 | IDEA PRESCH - SALARIES TEACHERS BE | 0.00 | 0.00 | 0.00 | 0.00 | 0.00 | 0.00 | 0.00 |
| 01 6406 111 006 | IDEA PRESCH - SALARIES TEACHERS AP | 374.00 | 0.00 | 0.00 | 0.00 | 374.00 | 0.00 | 374.00 |
| 01 6406 111 007 | IDEA PRESCH - SALARIES TEACHERS SE | 0.00 | 0.00 | 0.00 | 0.00 | 0.00 | 0.00 | 0.00 |
| 01 6406 211 002 | IDEA PRESCH - GROUP INS TEACHERS BE | 0.00 | 0.00 | 0.00 | 0.00 | 0.00 | 0.00 | 0.00 |
| 01 6406 211 006 | IDEA PRESCH - GROUP INS TEACHERS AP | 125.00 | 0.00 | 0.00 | 0.00 | 125.00 | 0.00 | 125.00 |
| 01 6406 211 007 | IDEA PRESCH - GROUP INS TEACHERS SE | 0.00 | 0.00 | 0.00 | 0.00 | 0.00 | 0.00 | 0.00 |
| 01 6406 221 002 | IDEA PRESCH - SOC SEC TEACHERS BE | 0.00 | 0.00 | 0.00 | 0.00 | 0.00 | 0.00 | 0.00 |
| 01 6406 221 006 | IDEA PRESCH - SOC SEC TEACHERS AP | 27.00 | 0.00 | 0.00 | 0.00 | 27.00 | 0.00 | 27.00 |
| 01 6406 221 007 | IDEA PRESCH - SOC SEC TEACHERS SE | 0.00 | 0.00 | 0.00 | 0.00 | 0.00 | 0.00 | 0.00 |
| 01 6406 231 002 | IDEA PRESCH - RETIREMENT TEACHERS BE | 0.00 | 0.00 | 0.00 | 0.00 | 0.00 | 0.00 | 0.00 |
| 01 6406 231 006 | IDEA PRESCH - RETIREMENT TEACHERS AP | 27.00 | 0.00 | 0.00 | 0.00 | 27.00 | 0.00 | 27.00 |
| 01 6406 231 007 | IDEA PRESCH - RETIREMENT TEACHERS SE | 0.00 | 0.00 | 0.00 | 0.00 | 0.00 | 0.00 | 0.00 |
| 01 6406 237 002 | IDEA PRESCH - INCR RET CONTR BE | 0.00 | 0.00 | 0.00 | 0.00 | 0.00 | 0.00 | 0.00 |
| 01 6406 237 006 | IDEA PRESCH - INCR RET CONTR AP | 9.00 | 0.00 | 0.00 | 0.00 | 9.00 | 0.00 | 9.00 |
| 01 6406 237 007 | IDEA PRESCH - INCR RET CONTR SE | 0.00 | 0.00 | 0.00 | 0.00 | 0.00 | 0.00 | 0.00 |
| 01 6406 281 007 | IDEA PRESCH - HEALTH BEN TEACHERS/PROF SE | 0.00 | 0.00 | 0.00 | 0.00 | 0.00 | 0.00 | 0.00 |
| 01 6406 320 000 | IDEA PRESCH - PROF ED SERVICES | 0.00 | 0.00 | 0.00 | 0.00 | 0.00 | 0.00 | 0.00 |
| 01 6406 590 000 | IDEA PRESCH - PURCHASED SERVICES | 0.00 | 0.00 | 0.00 | 0.00 | 0.00 | 0.00 | 0.00 |
| 01 6406 610 002 | IDEA PRESCH - SUPPLIES BE | 0.00 | 0.00 | 0.00 | 0.00 | 0.00 | 0.00 | 0.00 |
| 01 6406 610 006 | IDEA PRESCH - SUPPLIES AP | 0.00 | 0.00 | 0.00 | 0.00 | 0.00 | 0.00 | 0.00 |
| 6406 | IDEA PRESCHOOL(619) BASE ALLOC | 562.00 | 0.00 | 0.00 | 0.00 | 562.00 | 0.00 | 562.00 |
| 6408 | IDEA PART B-611-BASE-EP | | | | | | | |
| 01 6408 111 000 | IDEA E/P - SALARIES TEACHERS DIST | 0.00 | 0.00 | 0.00 | 0.00 | 0.00 | 0.00 | 0.00 |
| 01 6408 111 006 | IDEA E/P - SALARIES TEACHERS AP | 372,745.00 | 40,140.39 | 160,296.44 | 43.00 | 212,448.56 | 0.00 | 212,448.56 |
| 01 6408 112 006 | IDEA E/P - SALARIES INSTR AIDES AP | 36,649.00 | 4,950.32 | 14,811.92 | 40.42 | 21,837.08 | 0.00 | 21,837.08 |
| 01 6408 122 006 | IDEA E/P - SUBS AIDES/ASST AP | 5,287.00 | 105.60 | 1,973.92 | 37.34 | 3,313.08 | 0.00 | 3,313.08 |
| 01 6408 123 006 | IDEA E/P - SUB TEACHERS AP | 833.00 | 85.00 | 680.00 | 81.63 | 153.00 | 0.00 | 153.00 |
| 01 6408 151 000 | IDEA E/P - ADD'L COMP TEACHERS DIST | 317.00 | 0.00 | 0.00 | 0.00 | 317.00 | 0.00 | 317.00 |
| 01 6408 151 006 | IDEA E/P - ADD'L COMP TEACHERS AP | 1,547.00 | 124.30 | 1,055.60 | 68.24 | 491.40 | 0.00 | 491.40 |
| 01 6408 152 006 | IDEA E/P - ADD'L COMP AIDES AP | 0.00 | 0.00 | 0.00 | 0.00 | 0.00 | 0.00 | 0.00 |
| 01 6408 211 000 | IDEA E/P - GROUP INS TEACHERS DIST | 0.00 | 0.00 | 0.00 | 0.00 | 0.00 | 0.00 | 0.00 |
| 01 6408 211 006 | IDEA E/P - GROUP INS TEACHERS AP | 103,207.00 | 6,904.22 | 27,616.88 | 26.76 | 75,590.12 | 0.00 | 75,590.12 |
| 01 6408 212 006 | IDEA E/P - GROUP INS INSTR AIDES AP | 125.00 | 6.30 | 16.70 | 13.36 | 108.30 | 0.00 | 108.30 |
| 01 6408 221 000 | IDEA E/P - SOC SEC TEACHERS DIST | 24.00 | 0.00 | 0.00 | 0.00 | 24.00 | 0.00 | 24.00 |
| 01 6408 221 006 | IDEA E/P - SOC SEC TEACHERS AP | 28,508.00 | 3,053.35 | 12,235.86 | 42.92 | 16,272.14 | 0.00 | 16,272.14 |
| 01 6408 222 006 | IDEA E/P - SOC SEC INSTR AIDES AP | 3,252.00 | 385.33 | 1,279.82 | 39.35 | 1,972.18 | 0.00 | 1,972.18 |
| 01 6408 223 002 | IDEA E/P - SOC SEC SUB TEACHERS BE | 0.00 | 0.00 | 0.00 | 0.00 | 0.00 | 0.00 | 0.00 |
| 01 6408 223 006 | IDEA E/P - SOC SEC SUB TEACHERS AP | 62.00 | 6.50 | 52.02 | 83.90 | 9.98 | 0.00 | 9.98 |
| 01 6408 231 000 | IDEA E/P - RETIREMENT TEACHERS/PROF | 0.00 | 0.00 | 0.00 | 0.00 | 0.00 | 0.00 | 0.00 |
| 01 6408 231 006 | IDEA E/P - RETIREMENT TEACHERS AP | 27,509.00 | 2,945.36 | 11,803.00 | 42.91 | 15,706.00 | 0.00 | 15,706.00 |
| 01 6408 232 006 | IDEA E/P - RETIREMENT INSTR AIDES AP | 2,701.00 | 363.44 | 1,068.57 | 39.56 | 1,632.43 | 0.00 | 1,632.43 |
| 01 6408 233 006 | IDEA E/P - RETIREMENT SUB TEACHERS AP | 46.00 | 0.00 | 0.00 | 0.00 | 46.00 | 0.00 | 46.00 |
| 01 6408 237 000 | IDEA E/P - INCR RET CONTR DIST | 0.00 | 0.00 | 0.00 | 0.00 | 0.00 | 0.00 | 0.00 |
| 01 6408 237 006 | IDEA E/P - INCR RET CONTR AP | 10,406.00 | 1,137.95 | 4,426.76 | 42.54 | 5,979.24 | 0.00 | 5,979.24 |
| 01 6408 281 006 | IDEA E/P - HEALTH BEN TEACHERS AP | 10,861.00 | 1,088.66 | 4,354.64 | 40.09 | 6,506.36 | 0.00 | 6,506.36 |

| Account Number | Account Description | Revised Budget | Expended During Month | Expenditures to Date | % of Budget | Balance at EOM | P/ O Outstanding | Unencumbered Balance |
|-----------------|------------------------------------------|----------------|-----------------------|----------------------|-------------|----------------|------------------|----------------------|
| 01 6997 211 000 | ESSER II - GROUP INS TEACHERS/PROF DIST | 0.00 | 0.00 | 0.00 | 0.00 | 0.00 | 0.00 | 0.00 |
| 01 6997 211 002 | ESSER II - GROUP INS TEACHERS/PROF BE | 0.00 | 0.00 | 0.00 | 0.00 | 0.00 | 0.00 | 0.00 |
| 01 6997 221 000 | ESSER II - SOC SEC TEACHERS/PROF DIST | 0.00 | 0.00 | 0.00 | 0.00 | 0.00 | 0.00 | 0.00 |
| 01 6997 221 002 | ESSER II - SOC SEC TEACHERS/PROF BE | 0.00 | 0.00 | 0.00 | 0.00 | 0.00 | 0.00 | 0.00 |
| 01 6997 231 000 | ESSER II - RETIREMENT TEACHERS/PROF DIST | 0.00 | 0.00 | 0.00 | 0.00 | 0.00 | 0.00 | 0.00 |
| 01 6997 231 002 | ESSER II - RETIREMENT TEACHERS/PROF BE | 0.00 | 0.00 | 0.00 | 0.00 | 0.00 | 0.00 | 0.00 |
| 01 6997 237 000 | ESSER II - INCR RET CONTR DIST | 0.00 | 0.00 | 0.00 | 0.00 | 0.00 | 0.00 | 0.00 |
| 01 6997 237 002 | ESSER II - INCR RET CONTR BE | 0.00 | 0.00 | 0.00 | 0.00 | 0.00 | 0.00 | 0.00 |
| 01 6997 281 000 | ESSER II - HEALTH BEN TEACHERS/PROF DIST | 0.00 | 0.00 | 0.00 | 0.00 | 0.00 | 0.00 | 0.00 |
| 01 6997 281 002 | ESSER II - HEALTH BEN TEACHERS/PROF BE | 0.00 | 0.00 | 0.00 | 0.00 | 0.00 | 0.00 | 0.00 |
| 6997 | ESSER II | 0.00 | 0.00 | 0.00 | 0.00 | 0.00 | 0.00 | 0.00 |
| 6998 | ESSER III | | | | | | | |
| 01 6998 640 000 | ESSER III - BOOKS & PERIODICALS DIST | 0.00 | 0.00 | 0.00 | 0.00 | 0.00 | 0.00 | 0.00 |
| 01 6998 640 002 | ESSER III - BOOKS & PERIODICALS BE | 0.00 | 0.00 | 0.00 | 0.00 | 0.00 | 0.00 | 0.00 |
| 01 6998 640 003 | ESSER III - BOOKS & PERIODICALS PC | 0.00 | 0.00 | 0.00 | 0.00 | 0.00 | 0.00 | 0.00 |
| 01 6998 640 004 | ESSER III - BOOKS & PERIODICALS HE | 0.00 | 0.00 | 0.00 | 0.00 | 0.00 | 0.00 | 0.00 |
| 01 6998 640 005 | ESSER III - BOOKS & PERIODICALS BMS | 0.00 | 0.00 | 0.00 | 0.00 | 0.00 | 0.00 | 0.00 |
| 01 6998 640 006 | ESSER III - BOOKS & PERIODICALS AP | 0.00 | 0.00 | 0.00 | 0.00 | 0.00 | 0.00 | 0.00 |
| 01 6998 640 007 | ESSER III - BOOKS & PERIODICALS SE | 0.00 | 0.00 | 0.00 | 0.00 | 0.00 | 0.00 | 0.00 |
| 01 6998 640 008 | ESSER III - BOOKS & PERIODICALS BSMS | 0.00 | 0.00 | 0.00 | 0.00 | 0.00 | 0.00 | 0.00 |
| 6998 | ESSER III | 0.00 | 0.00 | 0.00 | 0.00 | 0.00 | 0.00 | 0.00 |
| 8000 | TRANSFERS (OUTGOING) | | | | | | | |
| 01 8000 912 001 | TRANSFERS TO SCHOOL NUTRITION FUND HS | 0.00 | 0.00 | 0.00 | 0.00 | 0.00 | 0.00 | 0.00 |
| 01 8000 912 002 | TRANSFERS TO SCHOOL NUTRITION FUND BE | 0.00 | 0.00 | 0.00 | 0.00 | 0.00 | 0.00 | 0.00 |
| 01 8000 912 003 | TRANSFERS TO SCHOOL NUTRITION FUND PC | 0.00 | 0.00 | 0.00 | 0.00 | 0.00 | 0.00 | 0.00 |
| 01 8000 912 004 | TRANSFERS TO SCHOOL NUTRITION FUND HE | 0.00 | 0.00 | 0.00 | 0.00 | 0.00 | 0.00 | 0.00 |
| 01 8000 912 006 | TRANSFERS TO SCHOOL NUTRITION FUND AP | 0.00 | 0.00 | 0.00 | 0.00 | 0.00 | 0.00 | 0.00 |
| 01 8000 913 001 | TRANSFERS TO ACTIVITY FUND HS | 50,000.00 | 0.00 | 0.00 | 0.00 | 50,000.00 | 0.00 | 50,000.00 |
| 01 8000 913 002 | TRANSFERS TO ACTIVITY FUND BE | 0.00 | 0.00 | 0.00 | 0.00 | 0.00 | 0.00 | 0.00 |
| 01 8000 913 003 | TRANSFERS TO ACTIVITY FUND PC | 0.00 | 0.00 | 0.00 | 0.00 | 0.00 | 0.00 | 0.00 |
| 01 8000 913 004 | TRANSFERS TO ACTIVITY FUND HE | 0.00 | 0.00 | 0.00 | 0.00 | 0.00 | 0.00 | 0.00 |
| 01 8000 913 005 | TRANSFERS TO ACTIVITY FUND BMS | 12,500.00 | 0.00 | 0.00 | 0.00 | 12,500.00 | 0.00 | 12,500.00 |
| 01 8000 913 006 | TRANSFERS TO ACTIVITY FUND AP | 0.00 | 0.00 | 0.00 | 0.00 | 0.00 | 0.00 | 0.00 |
| 01 8000 913 007 | TRANSFERS TO ACTIVITY FUND SE | 0.00 | 0.00 | 0.00 | 0.00 | 0.00 | 0.00 | 0.00 |
| 01 8000 913 008 | TRANSFERS TO ACTIVITY FUND BSMS | 12,500.00 | 0.00 | 0.00 | 0.00 | 12,500.00 | 0.00 | 12,500.00 |
| 8000 | TRANSFERS (OUTGOING) | 75,000.00 | 0.00 | 0.00 | 0.00 | 75,000.00 | 0.00 | 75,000.00 |
| 9000 | NON-PROGRAM EXPENDITURES | | | | | | | |
| 01 9000 890 000 | NON-PROG EXP - OTHER MISC DIST | 0.00 | 0.00 | 0.00 | 0.00 | 0.00 | 0.00 | 0.00 |
| 01 9000 890 001 | NON-PROG EXP - OTHER MISC HS | 0.00 | 0.00 | 0.00 | 0.00 | 0.00 | 0.00 | 0.00 |
| 01 9000 890 002 | NON-PROG EXP - OTHER MISC BE | 0.00 | 0.00 | 0.00 | 0.00 | 0.00 | 0.00 | 0.00 |
| 01 9000 890 003 | NON-PROG EXP - OTHER MISC PC | 0.00 | 0.00 | 0.00 | 0.00 | 0.00 | 0.00 | 0.00 |
| 01 9000 890 004 | NON-PROG EXP - OTHER MISC HE | 0.00 | 0.00 | 0.00 | 0.00 | 0.00 | 0.00 | 0.00 |
| 01 9000 890 005 | NON-PROG EXP - OTHER MISC BMS | 0.00 | 0.00 | 0.00 | 0.00 | 0.00 | 0.00 | 0.00 |
| 01 9000 890 006 | NON-PROG EXP - OTHER MISC AP | 0.00 | 0.00 | 0.00 | 0.00 | 0.00 | 0.00 | 0.00 |
| 01 9000 890 007 | NON-PROG EXP - OTHER MISC SE | 0.00 | 0.00 | 0.00 | 0.00 | 0.00 | 0.00 | 0.00 |
| 01 9000 890 008 | NON-PROG EXP - OTHER MISC BSMS | 0.00 | 0.00 | 0.00 | 0.00 | 0.00 | 0.00 | 0.00 |
| 9000 | NON-PROGRAM EXPENDITURES | 0.00 | 0.00 | 0.00 | 0.00 | 0.00 | 0.00 | 0.00 |
| 01 | GENERAL FUND CHECKING | 54,871,784.00 | 4,067,236.89 | 16,511,404.10 | 30.37 | 38,360,379.90 | 154,626.75 | 38,205,753.15 |

| Account Number | Account Description | Revised Budget | Expended During Month | Expenditures to Date | % of Budget | Balance at EOM | P/ O Outstanding | Unencumbered Balance |
|-----------------|-------------------------|----------------|-----------------------|----------------------|-------------|----------------|------------------|----------------------|
| 02 | NUTRITION SERVICES | | | | | | | |
| 3100 | FOOD SERVICE OPERATIONS | | | | | | | |
| 02 3100 110 000 | SALARIES COOKS DIST | 0.00 | 7,271.33 | 29,085.32 | 0.00 | (29,085.32) | 0.00 | (29,085.32) |
| 02 3100 110 001 | SALARIES COOKS HS | 0.00 | 10,834.21 | 42,724.18 | 0.00 | (42,724.18) | 0.00 | (42,724.18) |
| 02 3100 110 002 | SALARIES COOKS BE | 0.00 | 6,293.78 | 28,390.03 | 0.00 | (28,390.03) | 0.00 | (28,390.03) |
| 02 3100 110 003 | SALARIES COOKS PC | 0.00 | 7,960.71 | 28,362.85 | 0.00 | (28,362.85) | 0.00 | (28,362.85) |
| 02 3100 110 004 | SALARIES COOKS HE | 0.00 | 7,266.80 | 29,069.85 | 0.00 | (29,069.85) | 0.00 | (29,069.85) |
| 02 3100 110 005 | SALARIES COOKS BMS | 0.00 | 9,550.48 | 34,857.37 | 0.00 | (34,857.37) | 0.00 | (34,857.37) |
| 02 3100 110 006 | SALARIES COOKS AP | 0.00 | 7,117.29 | 28,832.54 | 0.00 | (28,832.54) | 0.00 | (28,832.54) |
| 02 3100 110 007 | SALARIES COOKS SE | 0.00 | 5,037.45 | 20,400.08 | 0.00 | (20,400.08) | 0.00 | (20,400.08) |
| 02 3100 110 008 | SALARIES COOKS BSMS | 0.00 | 8,818.20 | 35,208.91 | 0.00 | (35,208.91) | 0.00 | (35,208.91) |
| 02 3100 120 001 | SUB COOK SALARIES HS | 0.00 | 3,158.56 | 12,666.35 | 0.00 | (12,666.35) | 0.00 | (12,666.35) |
| 02 3100 120 002 | SUB COOK SALARIES BE | 0.00 | 1,513.21 | 1,899.11 | 0.00 | (1,899.11) | 0.00 | (1,899.11) |
| 02 3100 120 003 | SUB COOK SALARIES PC | 0.00 | 67.26 | 3,141.23 | 0.00 | (3,141.23) | 0.00 | (3,141.23) |
| 02 3100 120 004 | SUB COOK SALARIES HE | 0.00 | 0.00 | 365.70 | 0.00 | (365.70) | 0.00 | (365.70) |
| 02 3100 120 005 | SUB COOK SALARIES BMS | 0.00 | 769.40 | 2,646.57 | 0.00 | (2,646.57) | 0.00 | (2,646.57) |
| 02 3100 120 006 | SUB COOK SALARIES AP | 0.00 | 253.93 | 728.08 | 0.00 | (728.08) | 0.00 | (728.08) |
| 02 3100 120 007 | SUB COOK SALARIES SE | 0.00 | 577.16 | 1,974.46 | 0.00 | (1,974.46) | 0.00 | (1,974.46) |
| 02 3100 120 008 | SUB COOK SALARIES BSMS | 0.00 | 1,042.72 | 4,758.26 | 0.00 | (4,758.26) | 0.00 | (4,758.26) |
| 02 3100 130 000 | OT COOKS DIST | 0.00 | 0.00 | 0.00 | 0.00 | 0.00 | 0.00 | 0.00 |
| 02 3100 130 001 | OT COOKS HS | 0.00 | 0.00 | 43.20 | 0.00 | (43.20) | 0.00 | (43.20) |
| 02 3100 130 002 | OT COOKS BE | 0.00 | 0.00 | 0.00 | 0.00 | 0.00 | 0.00 | 0.00 |
| 02 3100 130 003 | OT COOKS PC | 0.00 | 0.00 | 42.48 | 0.00 | (42.48) | 0.00 | (42.48) |
| 02 3100 130 004 | OT COOKS HE | 0.00 | 10.63 | 66.79 | 0.00 | (66.79) | 0.00 | (66.79) |
| 02 3100 130 005 | OT COOKS BMS | 0.00 | 13.89 | 28.83 | 0.00 | (28.83) | 0.00 | (28.83) |
| 02 3100 130 006 | OT COOKS AP | 0.00 | 0.00 | 0.00 | 0.00 | 0.00 | 0.00 | 0.00 |
| 02 3100 130 007 | OT COOKS SE | 0.00 | 0.00 | 0.00 | 0.00 | 0.00 | 0.00 | 0.00 |
| 02 3100 130 008 | OT COOKS BSMS | 0.00 | 18.72 | 95.35 | 0.00 | (95.35) | 0.00 | (95.35) |
| 02 3100 150 000 | ADD'L COMP COOKS DIST | 0.00 | 16.00 | 64.00 | 0.00 | (64.00) | 0.00 | (64.00) |
| 02 3100 150 001 | ADD'L COMP COOKS HS | 0.00 | 19.83 | 79.32 | 0.00 | (79.32) | 0.00 | (79.32) |
| 02 3100 150 002 | ADD'L COMP COOKS BE | 0.00 | 11.78 | 47.12 | 0.00 | (47.12) | 0.00 | (47.12) |
| 02 3100 150 003 | ADD'L COMP COOKS PC | 0.00 | 11.33 | 44.63 | 0.00 | (44.63) | 0.00 | (44.63) |
| 02 3100 150 004 | ADD'L COMP COOKS HE | 0.00 | 10.75 | 43.00 | 0.00 | (43.00) | 0.00 | (43.00) |
| 02 3100 150 005 | ADD'L COMP COOKS BMS | 0.00 | 15.77 | 49.97 | 0.00 | (49.97) | 0.00 | (49.97) |
| 02 3100 150 006 | ADD'L COMP COOKS AP | 0.00 | 10.58 | 50.69 | 0.00 | (50.69) | 0.00 | (50.69) |
| 02 3100 150 007 | ADD'L COMP COOKS SE | 0.00 | 10.82 | 43.28 | 0.00 | (43.28) | 0.00 | (43.28) |
| 02 3100 150 008 | ADD'L COMP COOKS BSMS | 0.00 | 16.69 | 66.39 | 0.00 | (66.39) | 0.00 | (66.39) |
| 02 3100 210 000 | GROUP INS COOKS DIST | 0.00 | 2,329.14 | 9,316.56 | 0.00 | (9,316.56) | 0.00 | (9,316.56) |
| 02 3100 210 001 | GROUP INS COOKS HS | 0.00 | 658.45 | 2,633.80 | 0.00 | (2,633.80) | 0.00 | (2,633.80) |
| 02 3100 210 002 | GROUP INS COOKS BE | 0.00 | 647.95 | 2,598.10 | 0.00 | (2,598.10) | 0.00 | (2,598.10) |
| 02 3100 210 003 | GROUP INS COOKS PC | 0.00 | 10.56 | 31.61 | 0.00 | (31.61) | 0.00 | (31.61) |
| 02 3100 210 004 | GROUP INS COOKS HE | 0.00 | 652.15 | 2,606.40 | 0.00 | (2,606.40) | 0.00 | (2,606.40) |
| 02 3100 210 005 | GROUP INS COOKS BMS | 0.00 | 39.58 | 152.07 | 0.00 | (152.07) | 0.00 | (152.07) |
| 02 3100 210 006 | GROUP INS COOKS AP | 0.00 | 37.42 | 147.66 | 0.00 | (147.66) | 0.00 | (147.66) |
| 02 3100 210 007 | GROUP INS COOKS SE | 0.00 | 6.30 | 18.90 | 0.00 | (18.90) | 0.00 | (18.90) |
| 02 3100 210 008 | GROUP INS COOKS BSMS | 0.00 | 651.10 | 2,602.25 | 0.00 | (2,602.25) | 0.00 | (2,602.25) |
| 02 3100 220 000 | SOC SEC COOKS DIST | 0.00 | 547.79 | 2,191.16 | 0.00 | (2,191.16) | 0.00 | (2,191.16) |
| 02 3100 220 001 | SOC SEC COOKS HS | 0.00 | 1,071.47 | 4,244.70 | 0.00 | (4,244.70) | 0.00 | (4,244.70) |
| 02 3100 220 002 | SOC SEC COOKS BE | 0.00 | 543.96 | 2,104.01 | 0.00 | (2,104.01) | 0.00 | (2,104.01) |
| 02 3100 220 003 | SOC SEC COOKS PC | 0.00 | 633.16 | 2,491.30 | 0.00 | (2,491.30) | 0.00 | (2,491.30) |
| 02 3100 220 004 | SOC SEC COOKS HE | 0.00 | 514.70 | 2,088.81 | 0.00 | (2,088.81) | 0.00 | (2,088.81) |
| 02 3100 220 005 | SOC SEC COOKS BMS | 0.00 | 809.59 | 2,940.55 | 0.00 | (2,940.55) | 0.00 | (2,940.55) |
| 02 3100 220 006 | SOC SEC COOKS AP | 0.00 | 575.44 | 2,308.18 | 0.00 | (2,308.18) | 0.00 | (2,308.18) |
| 02 3100 220 007 | SOC SEC COOKS SE | 0.00 | 448.01 | 1,785.67 | 0.00 | (1,785.67) | 0.00 | (1,785.67) |
| 02 3100 220 008 | SOC SEC COOKS BSMS | 0.00 | 756.58 | 3,067.93 | 0.00 | (3,067.93) | 0.00 | (3,067.93) |

| Account Number | Account Description | Revised Budget | Expended During Month | Expenditures to Date | % of Budget | Balance at EOM | P/ O Outstanding | Unencumbered Balance |
|-----------------|---------------------------------|----------------|-----------------------|----------------------|-------------|----------------|------------------|----------------------|
| 02 3100 230 000 | RETIREMENT COOKS DIST | 0.00 | 534.44 | 2,137.76 | 0.00 | (2,137.76) | 0.00 | (2,137.76) |
| 02 3100 230 001 | RETIREMENT COOKS HS | 0.00 | 939.24 | 3,720.27 | 0.00 | (3,720.27) | 0.00 | (3,720.27) |
| 02 3100 230 002 | RETIREMENT COOKS BE | 0.00 | 411.30 | 2,035.37 | 0.00 | (2,035.37) | 0.00 | (2,035.37) |
| 02 3100 230 003 | RETIREMENT COOKS PC | 0.00 | 503.92 | 2,015.40 | 0.00 | (2,015.40) | 0.00 | (2,015.40) |
| 02 3100 230 004 | RETIREMENT COOKS HE | 0.00 | 534.89 | 2,141.54 | 0.00 | (2,141.54) | 0.00 | (2,141.54) |
| 02 3100 230 005 | RETIREMENT COOKS BMS | 0.00 | 702.99 | 2,564.15 | 0.00 | (2,564.15) | 0.00 | (2,564.15) |
| 02 3100 230 006 | RETIREMENT COOKS AP | 0.00 | 523.11 | 2,119.19 | 0.00 | (2,119.19) | 0.00 | (2,119.19) |
| 02 3100 230 007 | RETIREMENT COOKS SE | 0.00 | 359.43 | 1,454.64 | 0.00 | (1,454.64) | 0.00 | (1,454.64) |
| 02 3100 230 008 | RETIREMENT COOKS BSMS | 0.00 | 649.52 | 2,621.98 | 0.00 | (2,621.98) | 0.00 | (2,621.98) |
| 02 3100 237 000 | INCR RET CONTR DIST | 0.00 | 183.80 | 735.20 | 0.00 | (735.20) | 0.00 | (735.20) |
| 02 3100 237 001 | INCR RET CONTR HS | 0.00 | 323.03 | 1,279.47 | 0.00 | (1,279.47) | 0.00 | (1,279.47) |
| 02 3100 237 002 | INCR RET CONTR BE | 0.00 | 141.46 | 699.99 | 0.00 | (699.99) | 0.00 | (699.99) |
| 02 3100 237 003 | INCR RET CONTR PC | 0.00 | 173.30 | 693.14 | 0.00 | (693.14) | 0.00 | (693.14) |
| 02 3100 237 004 | INCR RET CONTR HE | 0.00 | 183.96 | 736.50 | 0.00 | (736.50) | 0.00 | (736.50) |
| 02 3100 237 005 | INCR RET CONTR BMS | 0.00 | 241.77 | 881.86 | 0.00 | (881.86) | 0.00 | (881.86) |
| 02 3100 237 006 | INCR RET CONTR AP | 0.00 | 179.92 | 728.85 | 0.00 | (728.85) | 0.00 | (728.85) |
| 02 3100 237 007 | INCR RET CONTR SE | 0.00 | 123.62 | 500.29 | 0.00 | (500.29) | 0.00 | (500.29) |
| 02 3100 237 008 | INCR RET CONTR BSMS | 0.00 | 223.38 | 901.75 | 0.00 | (901.75) | 0.00 | (901.75) |
| 02 3100 280 000 | HEALTH BEN COOKS DIST | 0.00 | 0.00 | 0.00 | 0.00 | 0.00 | 0.00 | 0.00 |
| 02 3100 280 001 | HEALTH BEN NON-INSTR HS | 0.00 | 0.00 | 0.00 | 0.00 | 0.00 | 0.00 | 0.00 |
| 02 3100 280 002 | HEALTH BEN NON-INSTR BE | 0.00 | 0.00 | 0.00 | 0.00 | 0.00 | 0.00 | 0.00 |
| 02 3100 280 003 | HEALTH BEN NON-INSTR PC | 0.00 | 250.00 | 1,000.00 | 0.00 | (1,000.00) | 0.00 | (1,000.00) |
| 02 3100 280 004 | HEALTH BEN NON-INSTR HE | 0.00 | 0.00 | 0.00 | 0.00 | 0.00 | 0.00 | 0.00 |
| 02 3100 280 005 | HEALTH BEN NON-INSTR BMS | 0.00 | 220.46 | 881.84 | 0.00 | (881.84) | 0.00 | (881.84) |
| 02 3100 280 006 | HEALTH BEN NON-INSTR AP | 0.00 | 220.46 | 881.84 | 0.00 | (881.84) | 0.00 | (881.84) |
| 02 3100 280 007 | HEALTH BEN NON-INSTR SE | 0.00 | 250.00 | 1,000.00 | 0.00 | (1,000.00) | 0.00 | (1,000.00) |
| 02 3100 280 008 | HEALTH BEN NON-INSTR BSMS | 0.00 | 0.00 | 0.00 | 0.00 | 0.00 | 0.00 | 0.00 |
| 02 3100 431 001 | REPAIRS & MAINT HS | 0.00 | 0.00 | 3,324.55 | 0.00 | (3,324.55) | 0.00 | (3,324.55) |
| 02 3100 431 002 | REPAIRS & MAINT BE | 0.00 | 534.44 | 1,675.25 | 0.00 | (1,675.25) | 0.00 | (1,675.25) |
| 02 3100 431 003 | REPAIRS & MAINT PC | 0.00 | 370.00 | 2,949.35 | 0.00 | (2,949.35) | 1,180.00 | (4,129.35) |
| 02 3100 431 004 | REPAIRS & MAINT HE | 0.00 | 0.00 | 1,327.80 | 0.00 | (1,327.80) | 355.00 | (1,682.80) |
| 02 3100 431 005 | REPAIRS & MAINT BMS | 0.00 | 0.00 | 3,206.37 | 0.00 | (3,206.37) | 246.00 | (3,452.37) |
| 02 3100 431 006 | REPAIRS & MAINT AP | 0.00 | 0.00 | 572.75 | 0.00 | (572.75) | 0.00 | (572.75) |
| 02 3100 431 007 | REPAIRS & MAINT SE | 0.00 | 0.00 | 433.75 | 0.00 | (433.75) | 0.00 | (433.75) |
| 02 3100 431 008 | REPAIRS & MAINT BSMS | 0.00 | 649.73 | 3,671.92 | 0.00 | (3,671.92) | 0.00 | (3,671.92) |
| 02 3100 440 001 | RENTALS HS | 0.00 | 0.00 | 0.00 | 0.00 | 0.00 | 0.00 | 0.00 |
| 02 3100 440 002 | RENTALS BE | 0.00 | 0.00 | 0.00 | 0.00 | 0.00 | 0.00 | 0.00 |
| 02 3100 440 003 | RENTALS PC | 0.00 | 0.00 | 0.00 | 0.00 | 0.00 | 0.00 | 0.00 |
| 02 3100 440 004 | RENTALS HE | 0.00 | 0.00 | 0.00 | 0.00 | 0.00 | 0.00 | 0.00 |
| 02 3100 440 005 | RENTALS BMS | 0.00 | 0.00 | 0.00 | 0.00 | 0.00 | 0.00 | 0.00 |
| 02 3100 440 006 | RENTALS AP | 0.00 | 0.00 | 0.00 | 0.00 | 0.00 | 0.00 | 0.00 |
| 02 3100 440 007 | RENTALS SE | 0.00 | 0.00 | 0.00 | 0.00 | 0.00 | 0.00 | 0.00 |
| 02 3100 440 008 | RENTALS BSMS | 0.00 | 0.00 | 0.00 | 0.00 | 0.00 | 0.00 | 0.00 |
| 02 3100 580 000 | TRAVEL EXPENSE AND MILEAGE DIST | 0.00 | 608.81 | 1,057.12 | 0.00 | (1,057.12) | 0.00 | (1,057.12) |
| 02 3100 610 000 | SUPPLIES DISTRICT | 0.00 | 12.47 | 27.96 | 0.00 | (27.96) | 0.00 | (27.96) |
| 02 3100 610 001 | SUPPLIES HS | 0.00 | 2,244.95 | 7,913.99 | 0.00 | (7,913.99) | 2,399.60 | (10,313.59) |
| 02 3100 610 002 | SUPPLIES BE | 0.00 | 1,101.47 | 3,661.03 | 0.00 | (3,661.03) | 0.00 | (3,661.03) |
| 02 3100 610 003 | SUPPLIES PC | 0.00 | 1,553.96 | 4,953.99 | 0.00 | (4,953.99) | 0.00 | (4,953.99) |
| 02 3100 610 004 | SUPPLIES HE | 0.00 | 723.11 | 2,792.49 | 0.00 | (2,792.49) | 0.00 | (2,792.49) |
| 02 3100 610 005 | SUPPLIES BMS | 0.00 | 932.70 | 5,241.22 | 0.00 | (5,241.22) | 0.00 | (5,241.22) |
| 02 3100 610 006 | SUPPLIES AP | 0.00 | 1,016.15 | 2,585.59 | 0.00 | (2,585.59) | 0.00 | (2,585.59) |
| 02 3100 610 007 | SUPPLIES SE | 0.00 | 1,069.35 | 3,392.30 | 0.00 | (3,392.30) | 0.00 | (3,392.30) |
| 02 3100 610 008 | SUPPLIES BSMS | 0.00 | 2,035.22 | 8,355.32 | 0.00 | (8,355.32) | 599.90 | (8,955.22) |
| 02 3100 630 001 | FOOD HS | 0.00 | 33,693.66 | 156,356.87 | 0.00 | (156,356.87) | 0.00 | (156,356.87) |
| 02 3100 630 002 | FOOD BE | 0.00 | 9,461.39 | 41,640.30 | 0.00 | (41,640.30) | 0.00 | (41,640.30) |

| Account Number | Account Description | Revised Budget | Expended During Month | Expenditures to Date | % of Budget | Balance at EOM | P/ O Outstanding | Unencumbered Balance |
|-----------------|------------------------------|----------------|-----------------------|----------------------|-------------|----------------|------------------|----------------------|
| 02 3100 630 003 | FOOD PC | 0.00 | 14,408.15 | 67,507.53 | 0.00 | (67,507.53) | 0.00 | (67,507.53) |
| 02 3100 630 004 | FOOD HE | 0.00 | 10,873.37 | 46,536.18 | 0.00 | (46,536.18) | 0.00 | (46,536.18) |
| 02 3100 630 005 | FOOD BMS | 0.00 | 11,645.67 | 58,056.62 | 0.00 | (58,056.62) | 0.00 | (58,056.62) |
| 02 3100 630 006 | FOOD AP | 0.00 | 8,146.78 | 46,218.39 | 0.00 | (46,218.39) | 0.00 | (46,218.39) |
| 02 3100 630 007 | FOOD SE | 0.00 | 8,363.99 | 40,006.60 | 0.00 | (40,006.60) | 0.00 | (40,006.60) |
| 02 3100 630 008 | FOOD BSMS | 0.00 | 14,744.27 | 71,261.04 | 0.00 | (71,261.04) | 0.00 | (71,261.04) |
| 02 3100 733 000 | FURNITURE AND EQUIPMENT DIST | 0.00 | 0.00 | 0.00 | 0.00 | 0.00 | 0.00 | 0.00 |
| 02 3100 733 001 | FURNITURE AND EQUIPMENT HS | 0.00 | 0.00 | 8,749.00 | 0.00 | (8,749.00) | 296.00 | (9,045.00) |
| 02 3100 733 002 | FURNITURE AND EQUIPMENT BE | 0.00 | 0.00 | 0.00 | 0.00 | 0.00 | 0.00 | 0.00 |
| 02 3100 733 003 | FURNITURE AND EQUIPMENT PC | 0.00 | 0.00 | 0.00 | 0.00 | 0.00 | 0.00 | 0.00 |
| 02 3100 733 004 | FURNITURE AND EQUIPMENT HE | 0.00 | 0.00 | 0.00 | 0.00 | 0.00 | 406.00 | (406.00) |
| 02 3100 733 005 | FURNITURE AND EQUIPMENT BMS | 0.00 | 0.00 | 0.00 | 0.00 | 0.00 | 0.00 | 0.00 |
| 02 3100 733 006 | FURNITURE AND EQUIPMENT AP | 0.00 | 0.00 | 0.00 | 0.00 | 0.00 | 66.00 | (66.00) |
| 02 3100 733 007 | FURNITURE AND EQUIPMENT SE | 0.00 | 0.00 | 0.00 | 0.00 | 0.00 | 0.00 | 0.00 |
| 02 3100 733 008 | FURNITURE AND EQUIPMENT BSMS | 0.00 | 0.00 | 0.00 | 0.00 | 0.00 | 0.00 | 0.00 |
| 02 3100 735 000 | SOFTWARE DISTRICT | 0.00 | 0.00 | 0.00 | 0.00 | 0.00 | 0.00 | 0.00 |
| 02 3100 735 001 | COMPUTER SOFTWARE HS | 0.00 | 0.00 | 0.00 | 0.00 | 0.00 | 0.00 | 0.00 |
| 02 3100 735 002 | COMPUTER SOFTWARE BE | 0.00 | 0.00 | 0.00 | 0.00 | 0.00 | 0.00 | 0.00 |
| 02 3100 735 003 | COMPUTER SOFTWARE PC | 0.00 | 0.00 | 0.00 | 0.00 | 0.00 | 0.00 | 0.00 |
| 02 3100 735 004 | COMPUTER SOFTWARE HE | 0.00 | 0.00 | 0.00 | 0.00 | 0.00 | 0.00 | 0.00 |
| 02 3100 735 005 | COMPUTER SOFTWARE BMS | 0.00 | 0.00 | 0.00 | 0.00 | 0.00 | 0.00 | 0.00 |
| 02 3100 735 006 | COMPUTER SOFTWARE AP | 0.00 | 0.00 | 0.00 | 0.00 | 0.00 | 0.00 | 0.00 |
| 02 3100 735 007 | COMPUTER SOFTWARE SE | 0.00 | 0.00 | 0.00 | 0.00 | 0.00 | 0.00 | 0.00 |
| 02 3100 735 008 | COMPUTER SOFTWARE BSMS | 0.00 | 0.00 | 0.00 | 0.00 | 0.00 | 0.00 | 0.00 |
| 02 3100 890 000 | OTHER MISC EXPENSES DIST | 0.00 | 0.00 | 91.22 | 0.00 | (91.22) | 225.00 | (316.22) |
| 02 3100 890 001 | OTHER MISC EXPENSES HS | 0.00 | 0.00 | 370.45 | 0.00 | (370.45) | 0.00 | (370.45) |
| 02 3100 890 002 | OTHER MISC EXPENSES BE | 0.00 | 0.00 | 0.00 | 0.00 | 0.00 | 0.00 | 0.00 |
| 02 3100 890 003 | OTHER MISC EXPENSES PC | 0.00 | 16.70 | 16.70 | 0.00 | (16.70) | 225.00 | (241.70) |
| 02 3100 890 004 | OTHER MISC EXPENSES HE | 0.00 | 120.00 | 120.00 | 0.00 | (120.00) | 300.00 | (420.00) |
| 02 3100 890 005 | OTHER MISC EXPENSES BMS | 0.00 | 0.00 | 54.25 | 0.00 | (54.25) | 300.00 | (354.25) |
| 02 3100 890 006 | OTHER MISC EXPENSES AP | 0.00 | 0.00 | 0.00 | 0.00 | 0.00 | 225.00 | (225.00) |
| 02 3100 890 007 | OTHER MISC EXPENSES SE | 0.00 | 0.00 | 0.00 | 0.00 | 0.00 | 0.00 | 0.00 |
| 02 3100 890 008 | OTHER MISC EXPENSES BSMS | 0.00 | 0.00 | 21.40 | 0.00 | (21.40) | 225.00 | (246.40) |
| 3100 | FOOD SERVICE OPERATIONS | 0.00 | 220,832.97 | 975,085.93 | 0.00 | (975,085.93) | 7,048.50 | (982,134.43) |
| 02 | NUTRITION SERVICES | 0.00 | 220,832.97 | 975,085.93 | 0.00 | (975,085.93) | 7,048.50 | (982,134.43) |

| Account Number | Account Description | Revised Budget | Expended During Month | Expenditures to Date | % of Budget | Balance at EOM | P/ O Outstanding | Unencumbered Balance |
|-----------------|--------------------------------------|----------------|-----------------------|----------------------|-------------|----------------|------------------|----------------------|
| 03 | DEPRECIATION | | | | | | | |
| 2620 | MAINT OF BLDGS | | | | | | | |
| 03 2620 340 000 | MAINT OF BLDGS - CONTR SERVICES DIST | 0.00 | 0.00 | 0.00 | 0.00 | 0.00 | 0.00 | 0.00 |
| 2620 | MAINT OF BLDGS | 0.00 | 0.00 | 0.00 | 0.00 | 0.00 | 0.00 | 0.00 |
| 2900 | OTHER SUPPORT SERVICES | | | | | | | |
| 03 2900 340 000 | OTHER PROF SERVICES DIST | 0.00 | 0.00 | 0.00 | 0.00 | 0.00 | 0.00 | 0.00 |
| 03 2900 350 000 | TECHNICAL SERVICES DIST | 0.00 | 0.00 | 0.00 | 0.00 | 0.00 | 0.00 | 0.00 |
| 03 2900 440 000 | RENTALS - OTHER DIST | 0.00 | 0.00 | 0.00 | 0.00 | 0.00 | 0.00 | 0.00 |
| 03 2900 450 000 | CONSTR SERVICES DIST | 0.00 | 0.00 | 0.00 | 0.00 | 0.00 | 0.00 | 0.00 |
| 03 2900 490 000 | OTHER PURCH SERVICES DIST | 0.00 | 0.00 | 0.00 | 0.00 | 0.00 | 0.00 | 0.00 |
| 03 2900 610 000 | SUPPLIES DIST | 0.00 | 0.00 | 8,864.68 | 0.00 | (8,864.68) | 0.00 | (8,864.68) |
| 03 2900 621 000 | NATURAL GAS DIST | 0.00 | 0.00 | 0.00 | 0.00 | 0.00 | 0.00 | 0.00 |
| 03 2900 626 000 | GAS AND OIL DIST | 0.00 | 0.00 | 0.00 | 0.00 | 0.00 | 0.00 | 0.00 |
| 03 2900 640 000 | BOOKS & PERIODICALS DIST | 0.00 | 0.00 | 10,752.09 | 0.00 | (10,752.09) | 0.00 | (10,752.09) |
| 03 2900 641 000 | E-BOOKS DIST | 0.00 | 0.00 | 0.00 | 0.00 | 0.00 | 0.00 | 0.00 |
| 03 2900 643 000 | WEB/CLOUD BASED SOFTWARE DIST | 0.00 | 0.00 | 0.00 | 0.00 | 0.00 | 0.00 | 0.00 |
| 03 2900 650 000 | SUPPLIES-TECHNOLOGY RELATED DIST | 0.00 | 0.00 | 0.00 | 0.00 | 0.00 | 0.00 | 0.00 |
| 03 2900 730 000 | EQUIPMENT DIST | 0.00 | 0.00 | 0.00 | 0.00 | 0.00 | 0.00 | 0.00 |
| 03 2900 732 000 | VEHICLE ACQUISITION DIST | 0.00 | 0.00 | 62,000.00 | 0.00 | (62,000.00) | 0.00 | (62,000.00) |
| 03 2900 733 000 | FURN & EQUIP DIST | 0.00 | 0.00 | 10,524.73 | 0.00 | (10,524.73) | 0.00 | (10,524.73) |
| 03 2900 734 000 | HARDWARE DIST | 0.00 | 0.00 | 0.00 | 0.00 | 0.00 | 0.00 | 0.00 |
| 03 2900 735 000 | SOFTWARE DIST | 0.00 | 0.00 | 0.00 | 0.00 | 0.00 | 0.00 | 0.00 |
| 03 2900 739 000 | OTHER EQUIP DIST | 0.00 | 0.00 | 0.00 | 0.00 | 0.00 | 0.00 | 0.00 |
| 2900 | OTHER SUPPORT SERVICES | 0.00 | 0.00 | 92,141.50 | 0.00 | (92,141.50) | 0.00 | (92,141.50) |
| 8000 | TRANSFERS (OUTGOING) | | | | | | | |
| 03 8000 911 000 | TRANSFERS TO GENERAL FUND DIST | 0.00 | 0.00 | 0.00 | 0.00 | 0.00 | 0.00 | 0.00 |
| 8000 | TRANSFERS (OUTGOING) | 0.00 | 0.00 | 0.00 | 0.00 | 0.00 | 0.00 | 0.00 |
| 03 | DEPRECIATION | 0.00 | 0.00 | 92,141.50 | 0.00 | (92,141.50) | 0.00 | (92,141.50) |

| Account Number | Account Description | Revised Budget | Expended During Month | Expenditures to Date | % of Budget | Balance at EOM | P/ O Outstanding | Unencumbered Balance |
|-----------------|---------------------------------|----------------|-----------------------|----------------------|-------------|----------------|------------------|----------------------|
| 04 | SPECIAL BUILDING FUND - SAVINGS | | | | | | | |
| 2515 | BUILDINGS & SITES | | | | | | | |
| 04 2515 890 000 | OTHER MISC EXPENSES | 0.00 | 0.00 | 0.00 | 0.00 | 0.00 | 111,248.50 | (111,248.50) |
| 2515 | BUILDINGS & SITES | 0.00 | 0.00 | 0.00 | 0.00 | 0.00 | 111,248.50 | (111,248.50) |
| 04 | SPECIAL BUILDING FUND - SAVINGS | 0.00 | 0.00 | 0.00 | 0.00 | 0.00 | 111,248.50 | (111,248.50) |

| Account Number | Account Description | Revised Budget | Expended During Month | Expenditures to Date | % of Budget | Balance at EOM | P/ O Outstanding | Unencumbered Balance |
|-----------------|--------------------------------------|----------------|-----------------------|----------------------|-------------|----------------|------------------|----------------------|
| 13 4500 734 003 | BLDG ACQ & CONSTR - COMP HDWE PC | 0.00 | 0.00 | 0.00 | 0.00 | 0.00 | 0.00 | 0.00 |
| 13 4500 734 004 | BLDG ACQ & CONSTR - COMP HDWE HE | 0.00 | 0.00 | 0.00 | 0.00 | 0.00 | 0.00 | 0.00 |
| 13 4500 734 005 | BLDG ACQ & CONSTR - COMP HDWE BMS | 0.00 | 0.00 | 0.00 | 0.00 | 0.00 | 0.00 | 0.00 |
| 13 4500 734 006 | BLDG ACQ & CONSTR - COMP HDWE AP | 0.00 | 0.00 | 0.00 | 0.00 | 0.00 | 0.00 | 0.00 |
| 13 4500 734 007 | BLDG ACQ & CONSTR - COMP HDWE SE | 0.00 | 0.00 | 0.00 | 0.00 | 0.00 | 0.00 | 0.00 |
| 13 4500 734 008 | BLDG ACQ & CONSTR - COMP HDWE BSMS | 0.00 | 0.00 | 0.00 | 0.00 | 0.00 | 0.00 | 0.00 |
| 13 4500 739 000 | BLDG ACQ & CONSTR - EQUIPMENT DIST | 0.00 | 0.00 | 0.00 | 0.00 | 0.00 | 0.00 | 0.00 |
| 13 4500 739 001 | BLDG ACQ & CONSTR - EQUIPMENT HS | 0.00 | 0.00 | 0.00 | 0.00 | 0.00 | 0.00 | 0.00 |
| 13 4500 739 002 | BLDG ACQ & CONSTR - EQUIPMENT BE | 0.00 | 0.00 | 0.00 | 0.00 | 0.00 | 0.00 | 0.00 |
| 13 4500 739 003 | BLDG ACQ & CONSTR - EQUIPMENT PC | 0.00 | 0.00 | 19,540.00 | 0.00 | (19,540.00) | 0.00 | (19,540.00) |
| 13 4500 739 004 | BLDG ACQ & CONSTR - EQUIPMENT HE | 0.00 | 0.00 | 0.00 | 0.00 | 0.00 | 0.00 | 0.00 |
| 13 4500 739 005 | BLDG ACQ & CONSTR - EQUIPMENT BMS | 0.00 | 0.00 | 0.00 | 0.00 | 0.00 | 0.00 | 0.00 |
| 13 4500 739 006 | BLDG ACQ & CONSTR - EQUIPMENT AP | 0.00 | 0.00 | 0.00 | 0.00 | 0.00 | 0.00 | 0.00 |
| 13 4500 739 007 | BLDG ACQ & CONSTR - EQUIPMENT SE | 0.00 | 0.00 | 0.00 | 0.00 | 0.00 | 0.00 | 0.00 |
| 13 4500 739 008 | BLDG ACQ & CONSTR - EQUIPMENT BSMS | 0.00 | 0.00 | 0.00 | 0.00 | 0.00 | 0.00 | 0.00 |
| 13 4500 890 000 | BLDG ACQ & CONSTR - OTHER MISC EXP | 0.00 | 0.00 | 0.00 | 0.00 | 0.00 | 0.00 | 0.00 |
| 4500 | BLDG ACQ & CONSTR | 0.00 | 1,650.00 | 153,296.18 | 0.00 | (153,296.18) | 0.00 | (153,296.18) |
| 5000 | DEBT SERVICES | | | | | | | |
| 13 5000 807 000 | REPAYMENT OF TAXES FOR REVALUED PROP | 0.00 | 0.00 | 0.00 | 0.00 | 0.00 | 0.00 | 0.00 |
| 5000 | DEBT SERVICES | 0.00 | 0.00 | 0.00 | 0.00 | 0.00 | 0.00 | 0.00 |
| 13 | SPECIAL BUILDING FUND - CHECKING | 0.00 | 70,458.48 | 222,104.66 | 0.00 | (222,104.66) | 0.00 | (222,104.66) |

| Account Number | Account Description | Revised Budget | Expended During Month | Expenditures to Date | % of Budget | Balance at EOM | P/ O Outstanding | Unencumbered Balance |
|---------------------|------------------------------|----------------|-----------------------|----------------------|-------------|----------------|------------------|----------------------|
| 21 | ACTIVITY FUND | | | | | | | |
| 2900 | OTHER SUPPORT SERVICES | | | | | | | |
| 21 2900 610 000 805 | Youth Boys' Basketball | 0.00 | 2,097.00 | 2,564.21 | 0.00 | (2,564.21) | 2,471.00 | (5,035.21) |
| 21 2900 610 000 815 | Landscaping Fund | 0.00 | 0.00 | 0.00 | 0.00 | 0.00 | 0.00 | 0.00 |
| 21 2900 610 000 825 | Girls' Youth Basketball | 0.00 | 1,783.44 | 2,968.01 | 0.00 | (2,968.01) | 100.00 | (3,068.01) |
| 21 2900 610 000 875 | Wellness | 0.00 | 0.00 | 465.73 | 0.00 | (465.73) | 0.00 | (465.73) |
| 21 2900 610 000 880 | Facilities Use | 0.00 | 0.00 | 511.72 | 0.00 | (511.72) | 3,831.98 | (4,343.70) |
| 21 2900 610 001 100 | Athletics HS | 0.00 | 2,406.53 | 18,018.55 | 0.00 | (18,018.55) | 2,179.34 | (20,197.89) |
| 21 2900 610 001 105 | Football HS | 0.00 | 8,926.90 | 29,577.96 | 0.00 | (29,577.96) | 3,584.25 | (33,162.21) |
| 21 2900 610 001 111 | Varsity Track HS | 0.00 | 128.71 | 526.96 | 0.00 | (526.96) | 475.24 | (1,002.20) |
| 21 2900 610 001 113 | Athletic Training HS | 0.00 | 319.75 | 361.69 | 0.00 | (361.69) | 0.00 | (361.69) |
| 21 2900 610 001 114 | Uniforms HS | 0.00 | 0.00 | 5,262.34 | 0.00 | (5,262.34) | 0.00 | (5,262.34) |
| 21 2900 610 001 115 | Volleyball HS | 0.00 | 99.50 | 5,594.42 | 0.00 | (5,594.42) | 0.00 | (5,594.42) |
| 21 2900 610 001 116 | Lodging/Meals HS | 0.00 | 862.36 | 5,086.50 | 0.00 | (5,086.50) | 0.00 | (5,086.50) |
| 21 2900 610 001 117 | Dues/Fees HS | 0.00 | 0.00 | 0.00 | 0.00 | 0.00 | 0.00 | 0.00 |
| 21 2900 610 001 118 | Cross Country Club HS | 0.00 | 541.60 | 2,352.58 | 0.00 | (2,352.58) | 0.00 | (2,352.58) |
| 21 2900 610 001 119 | Baseball HS | 0.00 | 0.00 | 0.00 | 0.00 | 0.00 | 0.00 | 0.00 |
| 21 2900 610 001 125 | Boys' Basketball HS | 0.00 | 1,853.85 | 3,448.79 | 0.00 | (3,448.79) | 2,351.00 | (5,799.79) |
| 21 2900 610 001 131 | Unified Track & Field | 0.00 | 0.00 | 0.00 | 0.00 | 0.00 | 0.00 | 0.00 |
| 21 2900 610 001 132 | Unified Track & Field Club | 0.00 | 0.00 | 0.00 | 0.00 | 0.00 | 0.00 | 0.00 |
| 21 2900 610 001 135 | Girls' Basketball HS | 0.00 | 1,581.85 | 3,597.44 | 0.00 | (3,597.44) | 271.00 | (3,868.44) |
| 21 2900 610 001 141 | Baseball Club HS | 0.00 | 1,836.38 | 1,836.38 | 0.00 | (1,836.38) | 0.00 | (1,836.38) |
| 21 2900 610 001 142 | Volleyball Club HS | 0.00 | 672.92 | 1,335.92 | 0.00 | (1,335.92) | 0.00 | (1,335.92) |
| 21 2900 610 001 145 | Cross Country HS | 0.00 | 0.00 | 1,937.75 | 0.00 | (1,937.75) | 0.00 | (1,937.75) |
| 21 2900 610 001 150 | Boys' Golf HS | 0.00 | 0.00 | 0.00 | 0.00 | 0.00 | 0.00 | 0.00 |
| 21 2900 610 001 151 | Softball Club HS | 0.00 | 0.00 | 765.96 | 0.00 | (765.96) | 101.92 | (867.88) |
| 21 2900 610 001 152 | Boys' Soccer HS | 0.00 | 0.00 | 318.25 | 0.00 | (318.25) | 20.25 | (338.50) |
| 21 2900 610 001 153 | Boys' Soccer Fundraising | 0.00 | 400.00 | 2,000.00 | 0.00 | (2,000.00) | 0.00 | (2,000.00) |
| 21 2900 610 001 155 | Girls' Golf HS | 0.00 | 0.00 | 5,744.92 | 0.00 | (5,744.92) | 115.98 | (5,860.90) |
| 21 2900 610 001 156 | Girls' Tennis | 0.00 | 0.00 | 0.00 | 0.00 | 0.00 | 0.00 | 0.00 |
| 21 2900 610 001 164 | Girls' Soccer HS | 0.00 | 0.00 | 318.25 | 0.00 | (318.25) | 20.25 | (338.50) |
| 21 2900 610 001 165 | Girls' Soccer Fundraising HS | 0.00 | 3,428.49 | 3,428.49 | 0.00 | (3,428.49) | 0.00 | (3,428.49) |
| 21 2900 610 001 166 | Girls' Tennis Club | 0.00 | 0.00 | 0.00 | 0.00 | 0.00 | 0.00 | 0.00 |
| 21 2900 610 001 180 | Wrestling HS | 0.00 | 6,185.00 | 9,799.35 | 0.00 | (9,799.35) | 620.31 | (10,419.66) |
| 21 2900 610 001 190 | Softball HS | 0.00 | 0.00 | 3,265.00 | 0.00 | (3,265.00) | 126.00 | (3,391.00) |
| 21 2900 610 001 191 | Unified Bowling HS | 0.00 | 0.00 | 119.60 | 0.00 | (119.60) | 0.00 | (119.60) |
| 21 2900 610 001 192 | Boys' Golf Club | 0.00 | 0.00 | 0.00 | 0.00 | 0.00 | 0.00 | 0.00 |
| 21 2900 610 001 193 | Girls' Golf Club | 0.00 | 0.00 | 1,081.30 | 0.00 | (1,081.30) | 0.00 | (1,081.30) |
| 21 2900 610 001 194 | Unified Bowling Club | 0.00 | 0.00 | 0.00 | 0.00 | 0.00 | 0.00 | 0.00 |
| 21 2900 610 001 195 | Track Club HS | 0.00 | 740.06 | 740.06 | 0.00 | (740.06) | 649.58 | (1,389.64) |
| 21 2900 610 001 196 | Football Club HS | 0.00 | 350.33 | 4,006.66 | 0.00 | (4,006.66) | 0.00 | (4,006.66) |
| 21 2900 610 001 197 | Wrestling Club | 0.00 | 1,009.00 | 1,976.81 | 0.00 | (1,976.81) | 390.00 | (2,366.81) |
| 21 2900 610 001 200 | Band HS | 0.00 | 29.20 | 3,513.50 | 0.00 | (3,513.50) | 5,219.10 | (8,732.60) |
| 21 2900 610 001 205 | Flag Corp HS | 0.00 | 0.00 | 0.00 | 0.00 | 0.00 | 0.00 | 0.00 |
| 21 2900 610 001 250 | Band Fundraising HS | 0.00 | 0.00 | 0.00 | 0.00 | 0.00 | 0.00 | 0.00 |
| 21 2900 610 001 300 | Dance Team HS | 0.00 | 19,143.18 | 27,943.36 | 0.00 | (27,943.36) | 1,600.00 | (29,543.36) |
| 21 2900 610 001 351 | Wrestling Cheerleading HS | 0.00 | 0.00 | 0.00 | 0.00 | 0.00 | 0.00 | 0.00 |
| 21 2900 610 001 355 | Varsity Cheerleading HS | 0.00 | 416.20 | 3,995.70 | 0.00 | (3,995.70) | 130.00 | (4,125.70) |
| 21 2900 610 001 425 | Prom | 0.00 | 0.00 | 0.00 | 0.00 | 0.00 | 1,250.00 | (1,250.00) |
| 21 2900 610 001 450 | Skills USA/VICA | 0.00 | 0.00 | 0.00 | 0.00 | 0.00 | 0.00 | 0.00 |
| 21 2900 610 001 501 | B-Club | 0.00 | 0.00 | 0.00 | 0.00 | 0.00 | 0.00 | 0.00 |
| 21 2900 610 001 600 | FBLA | 0.00 | 60.00 | 1,830.00 | 0.00 | (1,830.00) | 300.00 | (2,130.00) |
| 21 2900 610 001 650 | Fine Arts | 0.00 | 0.00 | 0.00 | 0.00 | 0.00 | 0.00 | 0.00 |
| 21 2900 610 001 651 | Play Production | 0.00 | 153.24 | 1,756.21 | 0.00 | (1,756.21) | 0.00 | (1,756.21) |
| 21 2900 610 001 652 | Speech | 0.00 | 0.00 | 193.00 | 0.00 | (193.00) | 262.86 | (455.86) |

| Account Number | Account Description | Revised Budget | Expended During Month | Expenditures to Date | % of Budget | Balance at EOM | P/ O Outstanding | Unencumbered Balance |
|---------------------|------------------------|----------------|-----------------------|----------------------|-------------|----------------|------------------|----------------------|
| 21 2900 610 005 803 | BMS Robotics | 0.00 | 0.00 | 0.00 | 0.00 | 0.00 | 0.00 | 0.00 |
| 21 2900 610 005 810 | BMS PTO | 0.00 | 0.00 | 0.00 | 0.00 | 0.00 | 0.00 | 0.00 |
| 21 2900 610 005 845 | BMS Yearbook | 0.00 | 0.00 | 967.69 | 0.00 | (967.69) | 0.00 | (967.69) |
| 21 2900 610 005 860 | BMS Engineering | 0.00 | 0.00 | 0.00 | 0.00 | 0.00 | 0.00 | 0.00 |
| 21 2900 610 005 870 | BMS Leadership Group | 0.00 | 0.00 | 0.00 | 0.00 | 0.00 | 0.00 | 0.00 |
| 21 2900 610 005 891 | BMS Student Senate | 0.00 | 0.00 | 0.00 | 0.00 | 0.00 | 0.00 | 0.00 |
| 21 2900 610 005 892 | BMS Cooking Club | 0.00 | 177.65 | 228.33 | 0.00 | (228.33) | 0.00 | (228.33) |
| 21 2900 610 005 893 | BMS Miscellaneous | 0.00 | 0.00 | 0.00 | 0.00 | 0.00 | 0.00 | 0.00 |
| 21 2900 610 005 916 | BMS Music Resale | 0.00 | 200.00 | 550.00 | 0.00 | (550.00) | 0.00 | (550.00) |
| 21 2900 610 005 951 | BMS Tech & Living | 0.00 | 0.00 | 0.00 | 0.00 | 0.00 | 0.00 | 0.00 |
| 21 2900 610 005 996 | BMS Library | 0.00 | 0.00 | 1,247.19 | 0.00 | (1,247.19) | 0.00 | (1,247.19) |
| 21 2900 610 006 221 | AP Band Resale | 0.00 | 333.38 | 673.30 | 0.00 | (673.30) | 0.00 | (673.30) |
| 21 2900 610 006 511 | AP Student Council | 0.00 | 0.00 | 0.00 | 0.00 | 0.00 | 841.12 | (841.12) |
| 21 2900 610 006 561 | AP Miscellaneous | 0.00 | 0.00 | 391.04 | 0.00 | (391.04) | 0.00 | (391.04) |
| 21 2900 610 006 566 | AP Yearbook | 0.00 | 0.00 | 0.00 | 0.00 | 0.00 | 0.00 | 0.00 |
| 21 2900 610 006 976 | AP Library | 0.00 | 0.00 | 891.59 | 0.00 | (891.59) | 0.00 | (891.59) |
| 21 2900 610 007 222 | SE Band Resale | 0.00 | 0.00 | 0.00 | 0.00 | 0.00 | 0.00 | 0.00 |
| 21 2900 610 007 512 | SE Student Council | 0.00 | 0.00 | 81.94 | 0.00 | (81.94) | 0.00 | (81.94) |
| 21 2900 610 007 567 | SE Miscellaneous | 0.00 | 0.00 | (84.87) | 0.00 | 84.87 | 0.00 | 84.87 |
| 21 2900 610 007 568 | SE Yearbook | 0.00 | 0.00 | 0.00 | 0.00 | 0.00 | 0.00 | 0.00 |
| 21 2900 610 007 972 | SE Library | 0.00 | 1,927.85 | 1,944.84 | 0.00 | (1,944.84) | 1,735.22 | (3,680.06) |
| 21 2900 610 008 102 | BSMS Athletics | 0.00 | 0.00 | 0.00 | 0.00 | 0.00 | 0.00 | 0.00 |
| 21 2900 610 008 121 | BSMS Football | 0.00 | 0.00 | 1,770.00 | 0.00 | (1,770.00) | 0.00 | (1,770.00) |
| 21 2900 610 008 122 | BSMS Track | 0.00 | 0.00 | 0.00 | 0.00 | 0.00 | 0.00 | 0.00 |
| 21 2900 610 008 123 | BSMS Volleyball | 0.00 | 0.00 | 1,657.90 | 0.00 | (1,657.90) | 364.99 | (2,022.89) |
| 21 2900 610 008 124 | BSMS Boys' Basketball | 0.00 | 906.00 | 2,733.60 | 0.00 | (2,733.60) | 0.00 | (2,733.60) |
| 21 2900 610 008 143 | BSMS Girls' Basketball | 0.00 | 0.00 | 0.00 | 0.00 | 0.00 | 0.00 | 0.00 |
| 21 2900 610 008 147 | BSMS Cross Country | 0.00 | 0.00 | 260.00 | 0.00 | (260.00) | 0.00 | (260.00) |
| 21 2900 610 008 186 | BSMS Wrestling | 0.00 | 1,525.79 | 2,109.79 | 0.00 | (2,109.79) | 125.00 | (2,234.79) |
| 21 2900 610 008 602 | BSMS FBLA | 0.00 | 0.00 | 0.00 | 0.00 | 0.00 | 0.00 | 0.00 |
| 21 2900 610 008 808 | BSMS Robotics | 0.00 | 0.00 | 0.00 | 0.00 | 0.00 | 0.00 | 0.00 |
| 21 2900 610 008 846 | BSMS Yearbook | 0.00 | 0.00 | 0.00 | 0.00 | 0.00 | 0.00 | 0.00 |
| 21 2900 610 008 861 | BSMS Engineering | 0.00 | 0.00 | 0.00 | 0.00 | 0.00 | 0.00 | 0.00 |
| 21 2900 610 008 871 | BSMS Service Club | 0.00 | 0.00 | 17.98 | 0.00 | (17.98) | 0.00 | (17.98) |
| 21 2900 610 008 894 | BSMS Student Senate | 0.00 | 233.22 | 260.19 | 0.00 | (260.19) | 56.21 | (316.40) |
| 21 2900 610 008 895 | BSMS Cooking Club | 0.00 | 136.19 | 281.38 | 0.00 | (281.38) | 0.00 | (281.38) |
| 21 2900 610 008 896 | BSMS Miscellaneous | 0.00 | 250.00 | 1,470.95 | 0.00 | (1,470.95) | 0.00 | (1,470.95) |
| 21 2900 610 008 917 | BSMS Music Resale | 0.00 | 0.00 | 0.00 | 0.00 | 0.00 | 0.00 | 0.00 |
| 21 2900 610 008 997 | BSMS Library | 0.00 | 0.00 | 645.14 | 0.00 | (645.14) | 0.00 | (645.14) |
| 2900 | OTHER SUPPORT SERVICES | 0.00 | 69,788.81 | 205,152.02 | 0.00 | (205,152.02) | 31,567.65 | (236,719.67) |
| 21 | ACTIVITY FUND | 0.00 | 69,788.81 | 205,152.02 | 0.00 | (205,152.02) | 31,567.65 | (236,719.67) |

| Account Number | Account Description | Revised Budget | Expended During Month | Expenditures to Date | % of Budget | Balance at EOM | P/ O Outstanding | Unencumbered Balance |
|---------------------|------------------------------|----------------|-----------------------|----------------------|-------------|----------------|------------------|----------------------|
| 22 | STUDENT FEE FUND | | | | | | | |
| 2190 | OTHER PUPIL SUPPORT SERVICES | | | | | | | |
| 22 2190 340 000 670 | REPAIRS | 0.00 | 0.00 | 0.00 | 0.00 | 0.00 | 174.75 | (174.75) |
| 22 2190 610 000 670 | SUPPLIES | 0.00 | 0.00 | 284.40 | 0.00 | (284.40) | 0.00 | (284.40) |
| 2190 | OTHER PUPIL SUPPORT SERVICES | 0.00 | 0.00 | 284.40 | 0.00 | (284.40) | 174.75 | (459.15) |
| 22 | STUDENT FEE FUND | 0.00 | 0.00 | 284.40 | 0.00 | (284.40) | 174.75 | (459.15) |

| Account Number | Account Description | Revised Budget | Expended During Month | Expenditures to Date | % of Budget | Balance at EOM | P/ O Outstanding | Unencumbered Balance |
|-----------------|-------------------------------------|----------------|-----------------------|----------------------|-------------|----------------|------------------|----------------------|
| 25 | BOND FUND | | | | | | | |
| 5000 | DEBT SERVICES | | | | | | | |
| 25 5000 831 000 | REDEMPTION OF PRINCIPAL | 0.00 | 0.00 | 1,910,000.00 | 0.00 | (1,910,000.00) | 0.00 | (1,910,000.00) |
| 25 5000 832 000 | DEBT SERVICE INTEREST | 0.00 | 0.00 | 2,413,977.01 | 0.00 | (2,413,977.01) | 0.00 | (2,413,977.01) |
| 25 5000 833 000 | BOND ISS & OTHER DEBT-RELATED COSTS | 0.00 | 0.00 | 2,400.00 | 0.00 | (2,400.00) | 0.00 | (2,400.00) |
| 25 5000 890 000 | OTHER MISC EXPENSES | 0.00 | 0.00 | 0.00 | 0.00 | 0.00 | 0.00 | 0.00 |
| 5000 | DEBT SERVICES | 0.00 | 0.00 | 4,326,377.01 | 0.00 | (4,326,377.01) | 0.00 | (4,326,377.01) |
| 25 | BOND FUND | 0.00 | 0.00 | 4,326,377.01 | 0.00 | (4,326,377.01) | 0.00 | (4,326,377.01) |

| Account Number | Account Description | Revised Budget | Expended During Month | Expenditures to Date | % of Budget | Balance at EOM | P/ O Outstanding | Unencumbered Balance |
|----------------|---------------------|----------------|-----------------------|----------------------|-------------|----------------|------------------|----------------------|
| Grand Total: | | 54,871,784.00 | 4,428,317.15 | 22,332,549.62 | 41.25 | 32,539,234.38 | 304,666.15 | 32,234,568.23 |

| | <u>PIK/Gross</u> | <u>Amount</u> | <u>Expense/ Employer</u> | <u>Adjustment Amount</u> | <u>Check Total</u> | <u>Payee ID</u> | <u>Payee Name</u> | |
|-------------------------------------|------------------|---------------|------------------------------|------------------------------|--------------------|-----------------|--------------------------------------|---|
| Checking Account ID: GENERAL | | | | | | | | |
| ADD | | | | | | | | |
| ACTDRIVE Activity Driver | | | 5,835.00 | | | | | |
| ACTIVITY Activity | | | 6,120.00 | | | | | |
| ADSUPSUBBE Admin Support Sub BE | | | 360.42 | | | | | |
| BEREAVE Bereavement | | | 168.40 | | | | | |
| CREDITREC Credit Recovery | | | 298.26 | | | | | |
| CURR1 Curriculum Work | | | 429.80 | | | | | |
| ESY Extended School Year | | | 651.20 | | | | | |
| GERTDRIV Route Driver | | | 22,246.29 | | | | | |
| HOURLY Hourly | | | 256,325.79 | | | | | |
| INHOUSE In-House Sub | | | 602.00 | | | | | |
| OT Overtime | | | 10,964.48 | | | | | |
| OT1 Overtime Act | | | 49.94 | | | | | |
| PARASUB Substitute Paraprofessional | | | 8,706.62 | | | | | |
| PERSONAL Personal | | | 2,716.84 | | | | | |
| SATURDAY Saturday School | | | 66.28 | | | | | |
| SICK Sick | | | 10,767.02 | | | | | |
| SPDRIVE Sped Driver | | | 21,525.03 | | | | | |
| SUB Substitute | | | 60,265.00 | | | | | |
| SUBACCBMS Sub Accompanist BMS | | | 211.09 | | | | | |
| SUBACCBMSMS Sub Accompanist BMS | | | 458.25 | | | | | |
| SUBLT Substitute Long Term | | | 13,875.00 | | | | | |
| VACATION Vacation | | | 2,491.50 | | | | | |
| | | | 425,134.21 | | | | | |
| CONTRACT | | | | | | | | |
| C01 Contract | | | 2,021,204.40 | | | | | |
| EXTRADUTY1 Extra Duty | | | 42,778.77 | | | | | |
| EXTRADUTY2 Extra Duty | | | 12,904.85 | | | | | |
| EXTRADUTY3 Extra Duty | | | 3,409.46 | | | | | |
| EXTRADUTY4 Extra Duty | | | 897.25 | | | | | |
| EXTRADUTY5 Extra Duty | | | 231.15 | | | | | |
| INLIEU Cash in lieu | | | 53,841.43 | | | | | |
| LONGEVITY Longevity | | | 2,588.41 | | | | | |
| LTD Long Term Disability | | | 5,069.80 | | | | | |
| PHONESTIP Cell Phone Stipend | | | 90.00 | | | | | |
| | | | 2,143,015.52 | | | | | |
| DEDUCTION | | | | | | | | |
| 403B TSA 403b | 4,212.73 | | | | 4,212.73 | 403B | 403B Consultants LLC | A |
| 403BROTH 403b Roth | 2,310.00 | | | | 2,310.00 | 403B | 403B Consultants LLC | A |
| ACCRGARN Garnishment | 455.72 | | | | 455.72 | ACCRCOLL | Accredited Collection Service Inc. | |
| AFLAC AFLAC | 275.25 | | | | 275.25 | AFLAC | Aflac | A |
| AMERIPRISE Ameriprise 403b | 200.00 | | | | 200.00 | AMERIPRISE | AMERIPRISE FINANCIAL SERVICES, INC. | A |
| CAFEMED Med Reimb FSA | 7,230.07 | | | | 7,230.07 | BPSSECT125 | BPS Section 125 Plan | |
| CAICGROUP CAIC Group | 143.68 | | | | 143.68 | AFLACGROUP | Aflac Group Insurance | |
| DCREVCOSOL Garnishment | 188.24 | | | | 188.24 | DCREVCOSOL | Revco Solutions Inc. | |
| DENTAL Dental | 16,098.26 | 18,371.93 | | | 34,470.19 | BCBS | Blue Cross/Blue Shield of NE | |
| DEPCARE Dep Care FSA | 8,211.73 | | | | 8,211.73 | BPSSECT125 | BPS Section 125 Plan | |
| HEALTHINS Health Insur | 683.63 | 489,546.94 | | | 490,230.57 | BCBS | Blue Cross/Blue Shield of NE | |
| HORMANLIFE H.Mann Life | 419.94 | | | | 419.94 | HORMANLIFE | Horace Mann Life Insurance Company | |
| LTDISAB Long Term Disab | 5,065.50 | | | | 5,065.50 | MADNATL | Madison National Life Ins. Co., Inc. | |
| NECHLDSPTT Child Sppt | 365.00 | | | | 365.00 | NECHLDSPTT | NCSPC | |
| NISLIFE Life | | 1,041.60 | | | 1,041.60 | NISLIFE | Madison National Life Ins. Co, Inc | |
| NISVOLLIFE Vol Life | 1,469.20 | | | | 1,469.20 | NISLIFE | Madison National Life Ins. Co, Inc | |
| SECURBENE Sec Ben 403b | 2,856.67 | | | | 2,856.67 | SECURBENE | SECURITY BENEFIT | |
| STANDACCID Accident | 3,387.06 | | | | 3,387.06 | STANDARD | Standard Insurance Company | |
| STANDCRIT Critical | 2,642.20 | | | | 2,642.20 | STANDARD | Standard Insurance Company | |

| | <u>PIK/Gross</u> | <u>Amount</u> | <u>Expense/ Employer</u> | <u>Adjustment Amount</u> | <u>Check Total</u> | <u>Payee ID</u> | <u>Payee Name</u> | |
|------------------------------------------|------------------|-------------------|------------------------------|------------------------------|--------------------|-----------------|----------------------------------------------|---|
| STANDHOSP Hospital | | 1,845.57 | | | 1,845.57 | STANDARD | Standard Insurance Company | |
| SURENCYEYE Vision | | 2,665.82 | | | 2,665.82 | SURENCY | Surency Life and Health | |
| TEAMMATES Teammates | | 226.00 | | | 226.00 | TEAMMATES | TEAMMATES | |
| TRUSTMARK Trustmark | | 3,658.16 | | | 3,658.16 | TRUSTMARK | TRUSTMARK VOLUNTARY BENEFIT SOLUTIONS INC | |
| | | <u>64,610.43</u> | <u>508,960.47</u> | <u>0.00</u> | <u>573,570.90</u> | | | |
| INDIVIDUAL BANK ACCOUNT DEDUCTION | | | | | | | | |
| HSA HSA | 422,828.20 | 12,419.12 | 20,340.27 | (674.61) | 32,084.78 | | | D |
| | | <u>12,419.12</u> | <u>20,340.27</u> | <u>(674.61)</u> | <u>32,084.78</u> | | | |
| RET DEDUCTION | | | | | | | | |
| NPERS Retirement | 2,408,785.34 | 235,579.28 | 177,045.66 | | 412,624.94 | BPSBUS | BPS Business Account | |
| NPERSCORR NPERS Correct | 6,766.04 | (805.40) | 2,416.19 | | 1,610.79 | BPSBUS | BPS Business Account | |
| NPERSINC Retirement | 2,408,785.34 | | 60,889.38 | | 60,889.38 | BPSBUS | BPS Business Account | |
| | | <u>234,773.88</u> | <u>240,351.23</u> | <u>0.00</u> | <u>475,125.11</u> | | | |
| TAX | | | | | | | | |
| FIT FIT | 2,278,288.89 | 175,625.99 | | | 175,625.99 | EFTPS | ELECTRONIC FEDERAL TAX PAYMENT SYSTEM | A |
| FUTA FUTA | 2,568,059.73 | | | | | | | |
| MEDICARE MEDICARE | 2,520,332.17 | 36,718.00 | 36,545.02 | | 73,263.02 | EFTPS | ELECTRONIC FEDERAL TAX PAYMENT SYSTEM | A |
| SITNE SIT NE | 2,278,288.89 | 82,453.85 | | | 82,453.85 | BPSBUS | BPS Business Account | |
| SOCSEC SOC SEC | 2,501,112.68 | 155,068.93 | 155,068.93 | | 310,137.86 | EFTPS | ELECTRONIC FEDERAL TAX PAYMENT SYSTEM | A |
| SUTANE SUTA NE | 2,568,059.73 | | | | | | | |
| WCNE WORK COMP NE | 2,568,059.73 | | | | | | | |
| | | <u>449,866.77</u> | <u>191,613.95</u> | <u>0.00</u> | <u>641,480.72</u> | | | |
| | | | | | | Net Pay: | 1,806,479.53 | |
| | | | | | | Cash Total: | 3,528,741.04 | |
| Non - FIT Taxable Deductions | | 289,770.84 | | | | | | |
| Non - SIT Taxable Deductions | | 289,770.84 | | | | | | |
| Non - SOC SEC Taxable Deductions | | 47,727.56 | | | | | | |
| Non - MEDICARE Taxable Deductions | | 47,727.56 | | | | | | |
| Direct Deposits | | 1,838,564.31 | | | | | | |
| Automatic Payments | | 566,024.85 | | | | | | |
| Adds + Contracts + Deduction Adds | | 2,568,149.73 | | | | | | |

| | <u>PIK/Gross</u> | <u>Amount</u> | <u>Expense/ Employer</u> | <u>Adjustment Amount</u> | <u>Check Total</u> | <u>Payee ID</u> | <u>Payee Name</u> |
|-----------------------------------|------------------|-----------------|------------------------------|------------------------------|--------------------|-----------------|-------------------------------------------|
| Checking Account ID: HOTLUNCH | | | | | | | |
| ADD | | | | | | | |
| COOKSUB Substitute Cook | | | 5,404.26 | | | | |
| HOURLY Hourly | | | 59,011.97 | | | | |
| OT Overtime | | | 43.24 | | | | |
| PERSONAL Personal | | | 737.46 | | | | |
| SICK Sick | | | 5,107.47 | | | | |
| | | | <u>70,304.40</u> | | | | |
| CONTRACT | | | | | | | |
| C01 Contract | | | 7,271.33 | | | | |
| INLIEU Cash in lieu | | | 940.92 | | | | |
| LTD Long Term Disability | | | 123.55 | | | | |
| | | | <u>8,335.80</u> | | | | |
| DEDUCTION | | | | | | | |
| DENTAL Dental | 221.23 | | 239.94 | | 461.17 | BCBS | Blue Cross/Blue Shield of NE |
| HEALTHINS Health Insur | 1,196.65 | | 4,722.36 | | 5,919.01 | BCBS | Blue Cross/Blue Shield of NE |
| LTDISAB Long Term Disab | 123.55 | | | | 123.55 | MADNATL | Madison National Life Ins. Co., Inc. |
| NISLIFE Life | | | 70.35 | | 70.35 | NISLIFE | Madison National Life Ins. Co, Inc |
| NISVOLLIFE Vol Life | 113.80 | | | | 113.80 | NISLIFE | Madison National Life Ins. Co, Inc |
| STANDACCID Accident | 148.19 | | | | 148.19 | STANDARD | Standard Insurance Company |
| STANDCRIT Critical | 33.40 | | | | 33.40 | STANDARD | Standard Insurance Company |
| STANDHOSP Hospital | 50.75 | | | | 50.75 | STANDARD | Standard Insurance Company |
| SURENCYEYE Vision | 89.02 | | | | 89.02 | SURENCY | Surency Life and Health |
| TRUSTMARK Trustmark | 123.78 | | | | 123.78 | TRUSTMARK | TRUSTMARK VOLUNTARY BENEFIT SOLUTIONS INC |
| | <u>2,100.37</u> | | <u>5,032.65</u> | <u>0.00</u> | <u>7,133.02</u> | | |
| RET DEDUCTION | | | | | | | |
| NPERS Retirement | 70,188.09 | 6,864.40 | 5,158.84 | | 12,023.24 | BPSBUS | BPS Business Account |
| NPERSINC Retirement | 70,188.09 | | 1,774.24 | | 1,774.24 | BPSBUS | BPS Business Account |
| | | <u>6,864.40</u> | <u>6,933.08</u> | <u>0.00</u> | <u>13,797.48</u> | | |
| TAX | | | | | | | |
| FIT FIT | 70,268.90 | 2,031.57 | | | 2,031.57 | EFTPS | ELECTRONIC FEDERAL TAX PAYMENT SYSTEM A |
| FUTA FUTA | 78,640.20 | | | | | | |
| MEDICARE MEDICARE | 77,133.30 | 1,118.44 | 1,118.44 | | 2,236.88 | EFTPS | ELECTRONIC FEDERAL TAX PAYMENT SYSTEM A |
| SITNE SIT NE | 70,268.90 | 1,267.85 | | | 1,267.85 | BPSBUS | BPS Business Account |
| SOCSEC SOC SEC | 77,133.30 | 4,782.26 | 4,782.26 | | 9,564.52 | EFTPS | ELECTRONIC FEDERAL TAX PAYMENT SYSTEM A |
| SUTANE SUTA NE | 78,640.20 | | | | | | |
| WCNE WORK COMP NE | 78,640.20 | | | | | | |
| | <u>9,200.12</u> | | <u>5,900.70</u> | <u>0.00</u> | <u>15,100.82</u> | | |
| | | | | | Net Pay: | 60,475.31 | |
| | | | | | Cash Total: | 96,506.63 | |
| Non - FIT Taxable Deductions | | 8,371.30 | | | | | |
| Non - SIT Taxable Deductions | | 8,371.30 | | | | | |
| Non - SOC SEC Taxable Deductions | | 1,506.90 | | | | | |
| Non - MEDICARE Taxable Deductions | | 1,506.90 | | | | | |
| Direct Deposits | | 60,475.31 | | | | | |
| Automatic Payments | | 13,832.97 | | | | | |
| Adds + Contracts + Deduction Adds | | 78,640.20 | | | | | |



Bennington Public Schools Elementary Board Report

The mission of the Bennington Public Schools is to provide opportunities in a safe, caring environment that will prepare all students to meet the challenges of the future.

Date: January 13, 2025

Anchor Pointe - Chad Boyes

Bennington Elementary - Danielle Robb

Heritage Elementary - Katie Woodrich

Pine Creek Elementary - Alison Dellwo, Krista Bendell

Stratford Elementary - Craig Theis

Winter Activities

Students at each of the elementary buildings greatly enjoyed multiple winter activities aimed at strengthening the community in each of our buildings.

Anchor Pointe Elementary: Students enjoyed dancing and jamming to the Omaha Street Percussion on Friday, December 20th, 2024. Students were able to groove their way into their Winter Celebrations planned by our PTO Room Parents. Kindergarten also held their annual Gingerbread Day on December 20th. Thank you to HiLand Dairy for their donation of milk cartons and to our families for all of the delicious decorations for Gingerbread Day.

Bennington Elementary: This winter, Bennington Elementary celebrated with festive activities. Winter parties brought joy to classrooms with games, crafts, and fun. The annual Kindergarten Gingerbread Night invited families to create gingerbread houses, fostering creativity and holiday cheer. Students also enjoyed a high-energy performance by Omaha Street Percussion, inspiring creativity with dynamic drumming and unique instruments. These events created memorable moments of connection and celebration.

Heritage Elementary: Our Kindergarteners had their annual Gingerbread making with their families on December 19th. On December 20th, we celebrated a successful semester with Wildlife Encounters. All classes were able to participate and enjoy this together. Following Wildlife Encounters, we had our Winter Celebrations. We are thankful to our room parents for putting the parties together.

Pine Creek Elementary: Students enjoyed an assembly with magician Jeff Quinn on December 20. PTO organized classroom parties as well, treating students to a craft, games, and a snack before sending them off to winter break!

Stratford Elementary: Stratford Elementary ended the semester with festive activities. On December 19th, students enjoyed **Polar Express Day**, complete with hot chocolate, popcorn, and a viewing of *The Polar Express*, followed by an exciting performance by **Omaha Street Percussion**. December 20th featured **classroom celebrations**, with kindergarteners decorating **gingerbread houses**, spreading joy and creativity throughout the school.

Elementary Spelling Bees Held

Elementary students in grades 1-5 had the opportunity to participate in building spelling bees during the month of December. The top two winners from the 3-5 spelling bees will go on to compete in the district spelling bee. The winners from each building are listed below.


Anchor Pointe Elementary: Kyathi Sharma, Khyaati Misra

Bennington Elementary: Lauren Rapp, Dominic Johnson

Heritage Elementary: Hudson Hodges, Ritter Aschoff

Pine Creek Elementary: Mason Sudbeck, Dua Riaz

Stratford Elementary: Bryer Hilgenkamp, Amiyah Amadou



Middle School News

Winter Music Concerts




BMS and BSMS held their winter choir and band concerts in December. The combined choir concert was held on December 16th at BMS. Sixth, 7th, and 8th grade choir students performed stellarly under the direction of Ms. Engel. At the combined band concert held at BSMS, the 6th grade bands and BSMS Marimba Ensemble performed at the 5:30 pm concert. The 7:00 pm concert included performances by the Jazz Band, another Marimba Ensemble, and the 7th and 8th grade bands. We would like to thank parents and community members for taking the opportunity to attend these concerts. Congratulations to the band and choir members from both schools, Mr. Barada, Ms. Engel, and Mrs. Nabower on their outstanding performances.




December Mini Courses

Students at both BMS and BSMS ended their semester by participating in mini-courses. Students were able to sign up for various activities where they could learn new skills or apply their knowledge in a deeper way. Courses included Wood Burning, Beaded Friendship Bracelets, Dodgeball, Gingerbread House Making, Pickleball, and several other engaging activities.



Community Giving

The BMS Student Senate conducted a charity drive in December to collect personal care items for the Open Door Mission. Over 1,500 items were taken to the mission to support our community members in need.



BENNINGTON SENIOR HIGH SCHOOL

16610 Bennington Road
Bennington, NE 68007

To: Board of Education

From: Greg Lamberty, Bennington High School Principal


Date: January 13, 2025, Board Meeting

UPDATES

- Preliminary pass (fail) rates are as follows for the 1st semester of the 2024-25 school year at BHS:
 - 9th Grade: 95% (4.9%) – 287 out of 302 students earned all credits.
 - 10th Grade: 98% (2.0%) – 263 out of 268 students earned all credits.
 - 11th Grade: 90% (9.8%) – 229 out of 254 students earned all credits.
 - 12th Grade: 97% (2.5%) – 236 out of 242 students earned all credits.
 - OVERALL – 95% (4.8%) – 1,015 out of 1,066 students earned all credits.
- Daily Attendance data at BHS:
 - Students at 8+ days of absences = 140 (135 in 2023-24).
 - Total number of tardies in 2024 Fall Semester = 2,096. 3,152 in the 2023 Fall Semester.
 - 9th Grade – 304
 - 10th Grade – 482
 - 11th Grade – 602
 - 12th Grade – 708
 - 1st Hour tardies = 1,001 (48%) which is down from 1,756 in 2023.
 - All periods are equal to or lower than last year's semester totals.
- Anna Casart earned her Bennington High School diploma during the 1st semester. Anna returned to BHS this fall to complete the required courses and meet the 50 credits needed for graduation.
- OnTo College (formally John Baylor) Test Prep will begin for Juniors in January. OTCTP Sessions are optional and will be held from 1:00-3:00 pm on the early dismissal days in January, February, and March. Over 150 (66%) juniors signed up for the sessions during registration in December.
- Both boys and girls basketball teams assisted with holiday shopping and provided gifts to families in need who live within the Bennington community. Money used to purchase gifts came from basketball players and summer youth camps in 2024.
- The Eastern Midlands Basketball Tournament was held over Winter Break. The boys finished 4th and the girls finished tournament runner-up.
- The Bennington Wrestling program hosted the Badger Duals on Saturday, January 4. The boys placed 3rd as a team and Kyler Lauridsen was named the Most Outstanding Wrestler by the coaches.
- 1st Semester Final Exams were conducted on December 18 – 20. Students who were not in attendance were given the opportunity to complete exams for the semester December 23 through January 4.

- Bennington High School served as a host site (along with both middle schools & Bennington Elementary) for the annual BBA Basketball Tournament January 10-12, 2025. The BBA Shootout included over 250 teams for the three-day tournament.
- Post-Prom (junior parents) hosts the Winter Glow Dance at BHS on Saturday, January 18. The dance is open to all students in grades 9-12 and will be held from 8:00 to 11:00 pm.
- The Bennington Wrestling Club will host the annual BWC Youth Tournament at BHS on Sunday, February 2, 2025.
- The BHS Dance Team will be competing in the National Dance Championships held in Orlando, Florida January 31 – February 2, 2025. The Dance team is hosting a National Competition sendoff on Sunday, January 26 at BHS.
- The BHS Cheer Team will be hosting a Cheer Competition for local/area squads at BHS on Sunday, February 9. The competition begins at 12:00 pm.

Social Media Celebrations for Bennington High School:



Maycee Peacher – 100 career pins for BHS wrestling.



Kyler Lauridsen – 150 career wins for BHS wrestling.



Speech Season has started – early season tournament at Lincoln Southwest.



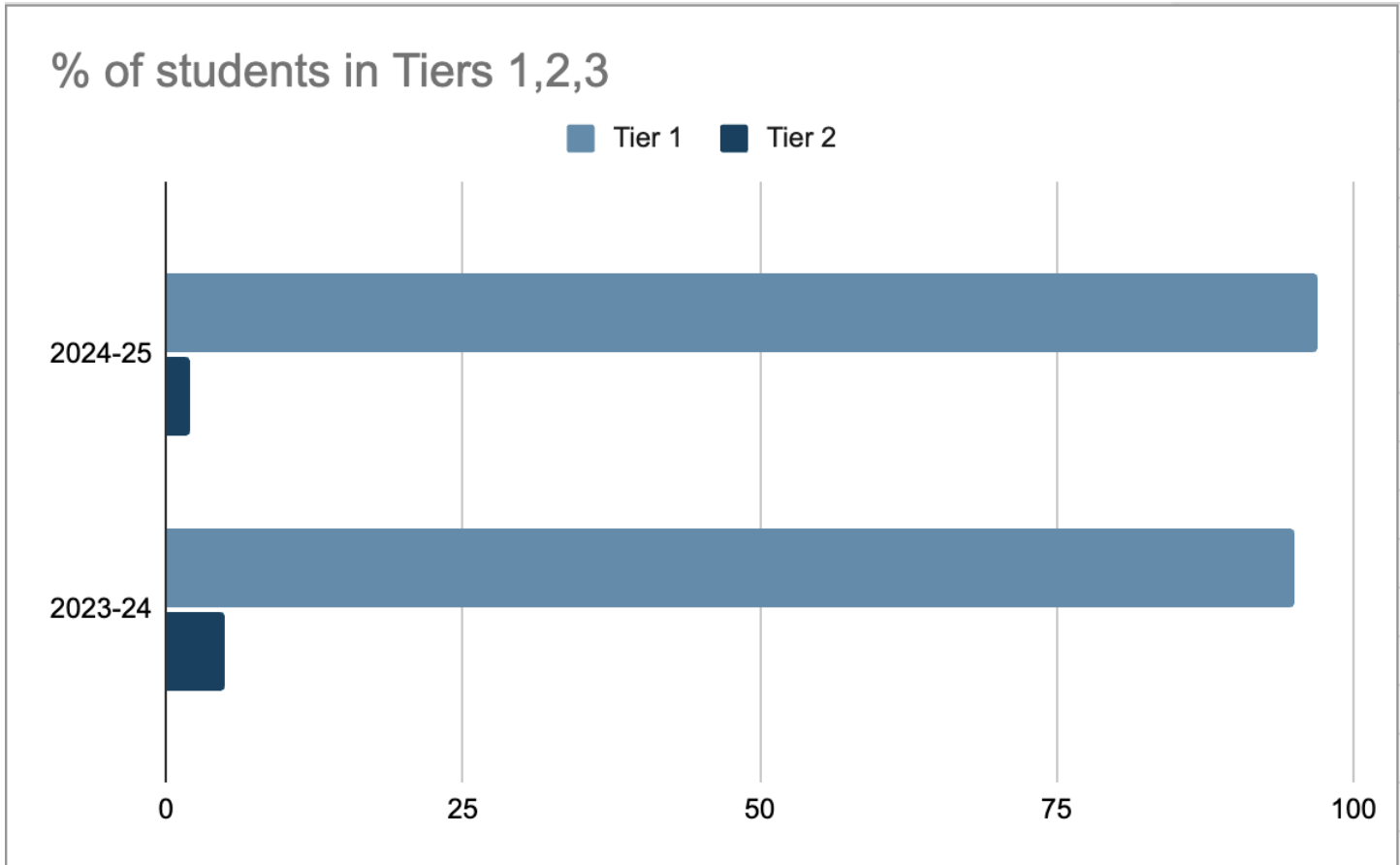
DANIEL BOMBECK

Director of Student Services

KATHRYN SINDELAR

Asst. Director of Student Services

Behavior Interventionist Program



*Note that Tier 3 data is not indicated on the table due to being less than 1% both years.

Tier I: School-Wide Behavior Instruction

All students receive high quality research-based behavior instruction from general education. Research based behavior instruction includes ALL of the following components:

- 3-5 clearly defined school-wide behavior expectations and positively stated rules for meeting expectations in non-classroom (gym, hallway, playground, restrooms, parking lot etc.) and classroom settings.
- Explicit instruction for meeting behavior expectations (i.e., lesson plans and a regular teaching schedule).
- High rates of performance feedback about behavior (school-wide system for recognizing student behavior success).
- Consistent and effective responses which include an instructional focus to address problem behavior.
- On-going monitoring and problem solving about school-wide behavior data.



DANIEL BOMBECK

Director of Student Services

KATHRYN SINDELAR

Asst. Director of Student Services

Tier II-1 Classroom Level Problem Solving

Evidence-based, targeted interventions aligned with Tier I instruction for students with behavior needs who have not responded to Tier I behavior instruction.

Interventions are delivered by classroom teachers and are designed to prevent problems from occurring, identify replacement behaviors, promote fluency with use of new skills, and support maintenance once skills are acquired.

Example supports may include, but are not limited to, one or more of the following:

- reteaching of school-wide expectations and rules for non-classroom and/or classroom settings.
- reteaching and clarification of non-classroom and/or classroom procedures.
- increasing use of active supervision, pre-correct statements and/or positive specific feedback statements
- offering choices about when, where or how work tasks are completed.
- matching work expectations with student ability.
- altering the order or sequence of work expectations.

Tier II-2 Small Group Interventions

Provide standardized interventions that effectively and efficiently support students who do not require individualized plans.

Characteristics:

Continuously available, quickly and easily accessible, minimal time commitment required from classroom teachers, required skill sets can be easily learned by school personnel, aligned with school-wide behavior expectations, school personnel are aware of interventions available and their role in supporting implementation, consistently implemented across groups of students, and program selected is matched with function of student behavior.

Tier III

- Data based process for identifying specific target behavior(s), purpose of behavior(s) and what factors maintain the behavior(s) that interfere with the student's educational progress.
- A comprehensive plan of intervention actions based on the Functional Behavior Assessment information developed to address the student's problem behavior(s).
- Efficient daily progress monitoring using data summarized to measure the increase in desired/replacement behavior(s).
- Minimum of 20 school day intervention implementation cycle: Implementation of the Behavior Improvement Plan according to the development team specifications.

The district Behavior Interventionists spend 80% of their time with direct intervention instruction with students and 20% coaching classroom teachers to implement research based practices in the classroom setting. The behavior intervention group has shown improvement in all tiers by increasing the number of students receiving support in Tier 1 and reducing the number of students that need support in Tier 2 and 3. Program improvement means students are receiving more academic instruction in the classroom. Moving forward, the Behavior Facilitator and Interventionists will shift focus from system development to integrating the 8 Effective Teaching and Learning Practices tied closely to behavior. These practices consist of 1. Classroom Expectations, 2. Classroom Procedures & Routines, 3. Encouraging Expected Behavior, 4. Discouraging Inappropriate Behavior, 5. Active Supervision, 6. Opportunities to Respond, 7. Activity Sequencing & Choice, and 8. Task Difficulty.



Dr. Shannon Thoendel
Director of Elementary Education

Mr. Jimmy Feeny III
Director of Secondary Education

January 13th, 2025

NEBRASKA READING IMPROVEMENT ACT

For several years, the Nebraska Reading Improvement Act (NRIA) has been a requirement with the goal of each student being able to read at or above their grade level by 3rd grade. NRIA requires districts to administer approved reading assessments three times a year in grades kindergarten thru 3rd grade to measure student progress toward proficiency and provide reading interventions to those who are identified as having a reading deficiency.

In BPS, we administer the mClass DIBELS 8 assessment in kindergarten thru 5th grade to all students. Identified students receive an Individualised Reading Improvement Plan (IRIP) that provides a continuum of intervention services to meet the students' individual needs. These services are delivered through a team of teachers depending on the level of student need, possibly a classroom teacher, interventionist, special education teacher, etc. IRIP plans are communicated with families and families have an opportunity to review them again at Parent Teacher Conferences.

We are very excited to report that our IRIP plans are benefitting our students! We experienced a reduction in qualified students in each building from our Fall 2024 to our Winter of 2025 assessments. Below is a table of the number of students qualified for an IRIP in the Spring semester.

| School | K | 1 | 2 | 3 | 4 | 5 | TOTAL WINTER | TOTAL FALL |
|---------------------|-----------|-----------|-----------|-----------|----------|----------|--------------|------------|
| AP - IRIP | █ | █ | █ | █ | █ | █ | 29 | 46 |
| BE - IRIP | █ | █ | 13 | 14 | █ | █ | 44 | 51 |
| HE - IRIP | █ | 11 | 14 | 10 | █ | █ | 52 | 58 |
| PC - IRIP | 15 | 17 | 18 | 16 | █ | █ | 67 | 75 |
| SE - IRIP | █ | 12 | █ | █ | █ | █ | 27 | 44 |
| TOTAL - IRIP | 39 | 56 | 55 | 52 | █ | █ | 218 | 274 |

**Numbers below 10 are redacted to protect student identity.*

PROFESSIONAL LEARNING

Spring of 2025

- January 3rd: Select-a-Session Professional Learning was a success!
 - We had 43 different presenters for our staff.
 - We had 32 different sessions offered for our staff.
- February 13th: Designated for building led development, specialized training, and teacher work time.
- March 14: Designated for school improvement plans and teacher work time.
- April 18th: Curriculum Day (moved from the week of May 27th-30th)
- Early Release Dates:
 - Department/Grade Level Focus: 1/22, 3/25
 - Building Focus: 2/5, 4/9, 4/22, 5/7, 5/23
 - District Focus: 3/5



Bennington Public Schools Board Report
Matt Blomenkamp
Assistant Superintendent of Operations

To: Board of Education
Date: January 13, 2025, Board Meeting

As the hiring season ramps up this fall, I have communicated to our staff about the current jobs that are posted, information on how to apply for a transfer if they choose, and what steps they can take to apply for open jobs in the district. Current certified positions that are open include:

.5 Spanish – HS
Speech Language Pathologist – District
.5 Middle School World Language – BSMS
Elementary Special Education – TBD
High School Counseling – BHS
Preschool Teacher – Anchor Pointe
High School English – BHS
High School Math - BHS

We currently have four open cook positions in the district, five open paraprofessional positions in the district and five open bus driving positions in the district.

Mr. Edens and I have been in contact with Trane Technologies for the past year as they have conducted a study of our high school HVAC controllers. From that study, we were able to identify items such as alarm troubleshooting, equipment analysis, air flow analytics, and cooling and heating analytics. This past Wednesday, we had a chance to meet with members of Trane's team to dig into this data. Information will be used to help better understand how to save energy and improve comfort and reliability. As we continue to refine and add to our short- and long-term maintenance and equipment budgets, the above information will be helpful.

Work over the past two years with Deputy Ramaeker, building principals, and faculty and staff has resulted in Jay Martin, Director of School Safety and Security at the Nebraska Department of Education awarding Bennington Schools Diamond Badge status in Nebraska School Safety and Security. According to Mr. Martin, this award signifies that we are “Placing School Safety First” and are meeting the highest of NDE’s safety and security standards in keeping BPS safe and secure. Focus on prevention, preparedness, response, and recovery are the four areas NDE holds the highest value. Work with our safety and security committee, Bennington law enforcement, MOEC safety and security, and specifically with Deputy Ramaeker, has provided a platform for the district to continue to provide safe and secure facilities for students, staff, and community members.



Superintendent Report

January 2025

Strategic Planning

Upon my arrival to the district in July 2024, there was a push by the district and Board of Education to update and revise the district's strategic plan, which was first implemented over 15 years ago and has since undergone a few small updates, the most recent being in 2017. As we approach the second semester, the focus on developing a comprehensive vision and strategic plan remains a priority. While the day-to-day demands and potential bond issue will require significant attention, establishing a clear direction for Bennington Public Schools is essential. This plan will guide our district's long-term goals, operational decisions, and resource allocation.

My hope is that we can establish a process to build a strategic framework that not only aligns with our mission but also reflects input from staff, board members, and our community. I look forward to our district taking the next step on this important initiative throughout the second semester and summer. More information on this topic will be provided as we begin to establish a timeline and process!

Teacher Shortage Report

Nebraska's teacher shortage report was released last month, outlining the number of unfilled teaching positions for the 2023-24 school year. The report from the Nebraska Department of Education shows that there were 669 unfilled teaching positions across the state of Nebraska, marking a decrease from the 908 positions in the previous year. This is the first year signaling a decrease in open positions in quite some time!

School Board Recognition Week

The fourth week in January (January 26-February 1) will mark School Board Recognition Week in the State of Nebraska. This week will provide an opportunity for everyone to acknowledge the hard work of our Board of Education and the time they volunteer to support our school system and students. Bennington Public Schools is fortunate to have dedicated board members like yourself. Thanks for all you do to help our students and the school system!

Legislative Update

The 2025 Legislative Session is officially underway. As a reminder, this year is the long session, which will last up to 90 legislative days and end in early June. The first couple of weeks have some important dates/items that I wanted to pass along, including:

- January 8th – First Day of Session
- January 23rd – Last Day to Introduce Bills (Day 10 of session)

Like most long session years, we anticipate almost 1,000 bills to be introduced, with at least 250 that would have some impact on education or education funding. The early part of the session is often the busiest with committee hearings taking place.

A reminder of the local state senators representing constituents within the Bennington Public School boundaries: Senator Christy Armendariz and Senator Wendy DeBoer.

NASB does have an upcoming Legislative Conference on January 26-27th.

**Curriculum Committee Notes
December 9, 2024
1940 Board Room**

The Curriculum Committee of the Bennington Board of Education met on December 9, 2024, at 5:00 PM in the 1940 Board Room. Board members present were Kara Neuverth, Kristi Ryan, and Steve Shannon. The administrators in attendance were Dr. Plas, Dr. Thoendel, and Mr. Feeney. The Curriculum Committee (Committee) met to review recommendations for round three of approval for the highest ranked and/or administration priority Personnel & Curriculum Proposals for the 2025-2026 school year.

A summary of the priority proposals discussed at the previous meeting was presented. The summary identified three proposals that would be recommended for approval that evening during the Board of Education meeting, seven proposals placed on hold for discussion at a later round of approvals, three proposals identified as priority for January, and five proposals that were tabled for further discussion this year.

The Committee was presented with requested follow-up information on the financial considerations for a contracted mechanic versus an in-house, the roles and responsibilities of high school department chairs, scheduling accommodations for additional elementary art FTE, and the utilization of extended contract days for the behavior intervention staff.

Three proposals were recommended for approval in January pending a financial commitment from the Building and Finance Committee. The Committee carefully considered the financial impact of recommending additional FTE, noting the reallocation of budgeted funds for the assistant principal and reimbursement for special education staffing would help offset the cost. With agreement from both committees, the following proposals will be presented for approval at the Monday, January 13, 2025, Board of Education meeting.

| Proposal Name | Position Count | Personnel Cost | Curriculum Cost | General Notes |
|--------------------------------------|----------------------------------------------------------------------------------------|-----------------------|------------------------|--------------------------------------------------------------------------------------------------------------------------------------------|
| #2 Assistant Principal Anchor Pointe | 1.0 FTE | \$136,051 | \$5,000 | A current budget allocation of 0.5 FTE for the preschool coordinator will be reallocated to help cover the cost of an assistant principal. |
| #31 Special Education Teacher | 1.0 FTE | \$93,239 | \$5,000 | Proposal modified to add 1.0 FTE at this time. Special education staffing cost is reimbursable at a rate of 80%. |
| #14 High School Department Heads | 0 FTE | \$7,705 | \$0 | Presented for approval as an extra duty cost added to current personnel. No additional FTE needed. |
| Total Costs | General Fund (2025-26) – \$246,995 Actual Costs (2025-26) - \$122,556 | | | |

The Committee ended the evening with a preview of the 2024 Staff Appraisal Process revisions. Pending NDE submission and approval, the Board of Education will be presented the finalized process for adoption approval in late spring.

The meeting adjourned at 5:55 PM with the time and date of the next meeting to be determined. The Curriculum Committee would like to acknowledge the contributions of Kara Neuverth and thank her for service on the Committee.

Building and Finance Committee Notes
December 23, 2024
1940's Board Room

The Building and Finance Committee ("Committee") of the Bennington Board of Education ("BOE") met virtually on December 23, 2024, at 11:30 a.m. Board members present were Allyson Slobotski, Jeremy Dick, and Tim Dreessen. Administrators in attendance were Aaron Plas and Matt Blomenkamp. The Committee met for the tenth time this school term.

Three proposals were recommended for approval in January by the Curriculum Committee. The Committee carefully considered the financial impact of recommending additional FTE, noting the reallocation of budgeted funds for the Curriculum Committee recommendations for proposals #2, #31, and #14. The Committee unanimously approved releasing the funds for these proposals during the Monday, January 13, 2025, Board of Education meeting.

The meeting adjourned at 12:00 p.m. The next meeting is not scheduled at this time.



Facilities and Transportation January 2025

Bennington Public Schools

Email: jedens@bennps.org

Telephone: 402-238-2902



FACILITIES

Completed projects

- Moved all equipment out of the cave to the warehouse shed. This freed up space for our athletic programs to store items. This also centralized our equipment for closer monitoring of maintenance and use.
- Started a preventative maintenance program for all mowing and grounds equipment. Successfully completed required maintenance on all pieces of equipment this fall.
- Constructed a “Driver Lounge” at the warehouse for our full-time bus drivers. These drivers often have 1-2 hours between routes and didn’t have a place to wind down.
- Aeration and over seeded all BPS sports fields and many high traffic areas around schools. This was done with our new aerator tractor attachment purchased this summer. Significant savings compared to a contractor doing the work.
- Completed filter changes on HVAC equipment and completed deep cleaning of the facilities over winter break.

Future Projects

- We will be installing a wind screen on the bus barn fence. The buses parked outside face north as that is where the electrical is for the block heaters. We did have 2 buses gel up last year due to cold temperatures. A wind screen will reduce the north wind by 85%.
- Gathering bids to renovate the soccer field at Anchor Pointe. Currently this field has a lot of ruts, holes, and very poor grass quality. The district is working collaboratively with Anchor Pointe PTO and Bennington Soccer Club to fund the project.
- Summer work orders will be compiled from staff toward the end of May.
- Dr. Blomenkamp is collecting summer project requests from all building principals. He and I will review these requests in early February and work with the building and finance committee to prioritize.

Training

- Trane hosted a heat pump maintenance and troubleshooting class for our maintenance team in November.

Looking Ahead

- An inventory of all classroom furniture was completed across the district over winter break. This inventory was shared with building administration for future consideration. We will need to develop a plan for storage and use of these items in storage.
- Upgrades are needed on the Trane SC systems at Heritage and Pine Creek. These systems are over 10 years old and updates are becoming more difficult. Working to obtain a bid to accomplish this.
- Bennington Elementary has 12 roof top heat pumps. These are somewhat antiquated technology and the equipment is no longer produced. Parts for repairs are becoming harder and harder to obtain. Working with Trane and Cerris to develop a plan and budget for replacing these systems.
- This winter BPS began our relationship with a new snow removal contractor. Blademasters is a locally owned company and was awarded the contract. Through three weather events, Blademasters has done a fantastic job for us.
- Additional parking lot repairs will need to be done at Heritage Elementary this summer.

Energy Efficiency

- BPS has been working with Trane on a study of the energy efficiency of our High School. Overall our building is performing better than peer buildings. BPS has been working with Trane to make some changes to our operation to help lower our energy footprint.

Utility Cost per Square Foot

High School:
281,000 Sq ft

\$2.43
per Square Foot

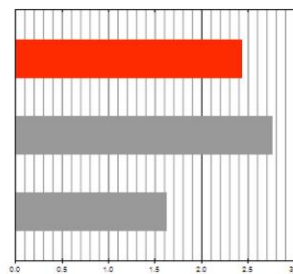
Your Building
Assessed facility's utility cost normalized by building size

\$2.76
per Square Foot

Average Peer Buildings
Utility cost of similar facilities in your area, normalized by building size

\$1.62
per Square Foot

Energy-Efficient, Sustainably-Designed Buildings
This is the normalized utility cost of sustainably designed buildings



2

- 99% of our Utility cost is from Electricity. Natural Gas only makes up 1% of our annual Utility Cost.

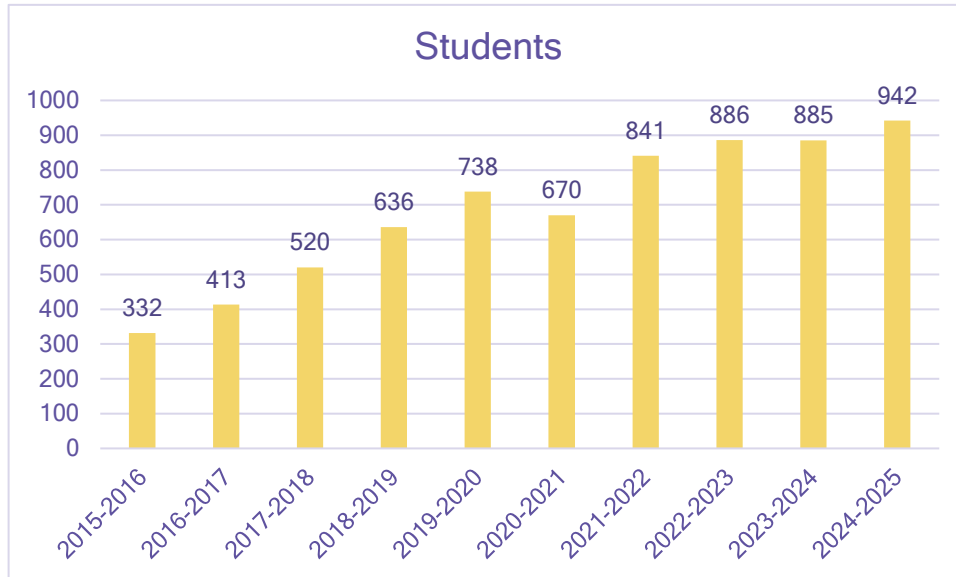
RECAP OF GROUNDSKEEPER POSITION

In 2024 BPS added a groundskeeper position to the team. This person is responsible for all sports fields across the district. This allows our facility maintenance staff to stay at their facility to take care of our buildings, staff, and students. This position also serves as a “sub” for maintenance team members who are out or on leave.

- Stripe all game fields.
- Assistance at the softball and baseball fields.
- Mowing and trimming at all schools and fields.
- Routine and preventative maintenance on grounds equipment.
- Assisting with snow removal.
- Assisting with big projects.
- Moving materials and furniture around the district.
- Aeration, over seeding, and fertilization of all fields and school grounds.
- Coverage at any of our eight schools when a custodian is absent.

TRANSPORTATION

Ridership



74 of the 942 are on SPED routes.

Routes

- 25 total daily routes executing at least 2 runs per day (am and pm).
- 1,283 miles driven by BPS vehicles each day

Activity Trips

- 340 activity trips conducted in the first semester of the 2024-25 school year.
- 21,800 miles driven for just activity trips.

Vehicles

- 39 total vehicles in our fleet.
 - 22 large K-12 buses
 - 7 special education buses
 - 2 suburbans
 - 6 vans
 - 2 operations vehicles (plow truck and mail van)

The transportation and assistant superintendent's office will review routes and need for next year and make recommendations to the building and finance committee for vehicle purchases if needed.

Drivers

- 20 drivers are BPS employees.
- 5 Contracted drivers through First Student Inc.
- 3 activity drivers on staff.
- BPS needs to remain competitive in the CDL wage market.
 - BPS \$22.35-\$25.35 for route and \$17.25 for activity.

Opportunities

Consideration of staggering start and dismissal times by 45-60 minutes. This would make each route a split route and nearly double the capacity each driver could transport daily. Split routes could potentially make the drivers full-time with benefits depending on school schedules and hours worked.

There is a proposal for a full-time mechanic up for approval. This position could be helpful to the success of our operation as we are relying on outside mobile mechanics and are at the mercy of their busy schedules.



Bennington
Early
Childhood

Preschool Staff



Mrs. Taylor Dahlgren
Preschool Teacher



Mrs. Rachel Emary
Preschool Teacher



Ms. Kelly Sund
Preschool Teacher



Mrs. Chris Tomjack
Speech Language
Pathologist



Mrs. Meghan Green
Speech Language
Pathologist

Program Basics

- Bennington has 3 classrooms that provide a 3 year old morning preschool session and an afternoon 4 year old preschool session.
- In addition to the teachers and speech therapists, each room is supported by paraprofessional staff and Occupational and Physical Therapy support where needed.
- Each session can accommodate 18-20 students per room depending on student support needs. The program starts with fewer numbers at the beginning of the year to assure there is space for students who are verified for special education services throughout the year.
- Transportation is provided within district boundaries for students.

Creative Curriculum

The Creative Curriculum is a research-based approach to learning that incorporates language, literacy, and mathematics through play-based, hands-on activities.

The daily routine is developed with a mix of teacher directed and student led learning opportunities. These learning opportunities are able to be adapted for students with and without special needs.

Study topics are based on different interests students have some type of prior knowledge or experience with.

Studies

Studies were divided into A year and B year so that all students experience a variety of topics over the course of their time in preschool.

Each study has center enhancing toys, books, and other materials that are rotated throughout the year

A Year: Balls, Pets, Boxes, Recycling, Wheels, and Trees.

B Year: Buildings, Garding, Roads. Music, Clothes, and Exercise

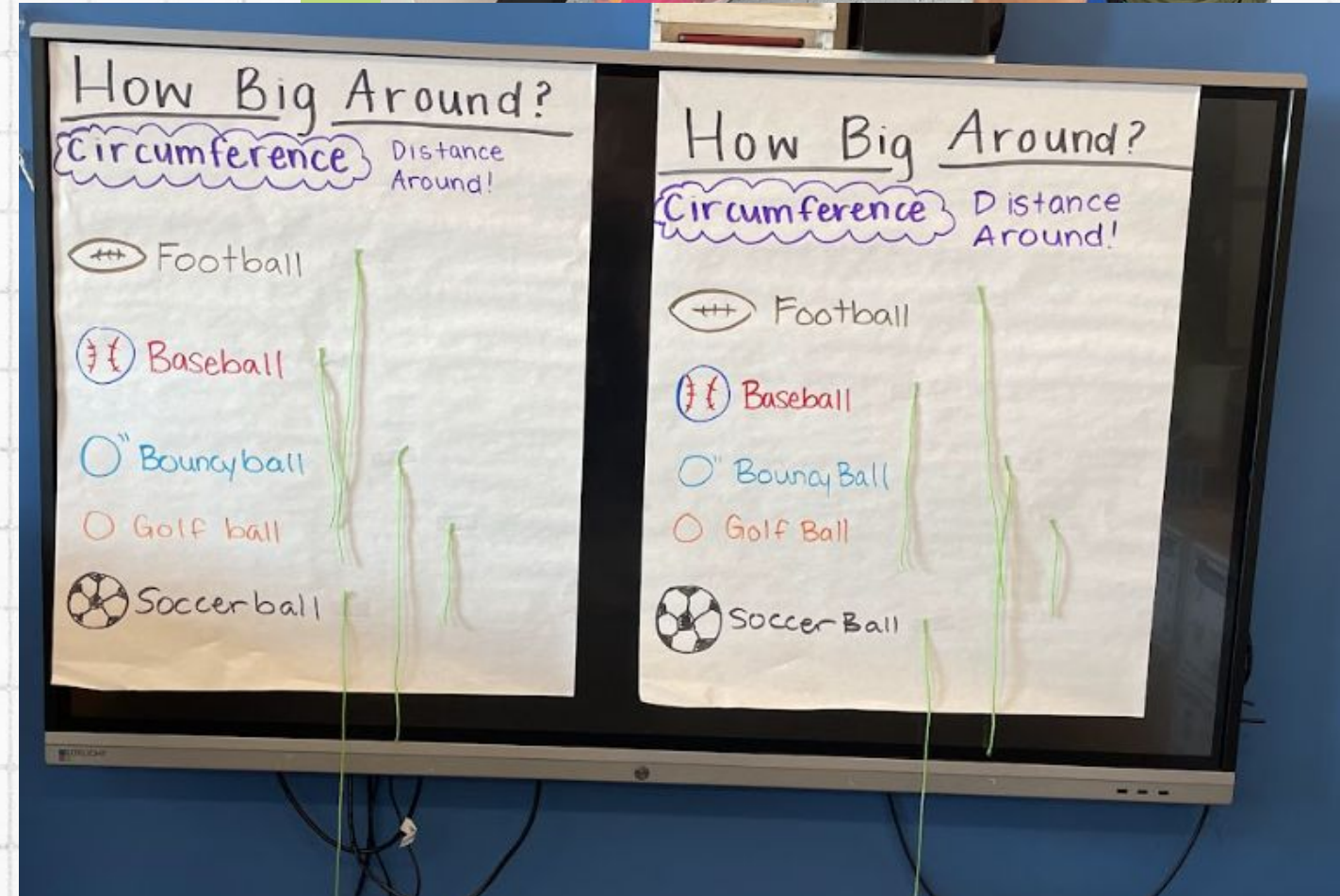


Ball Questions

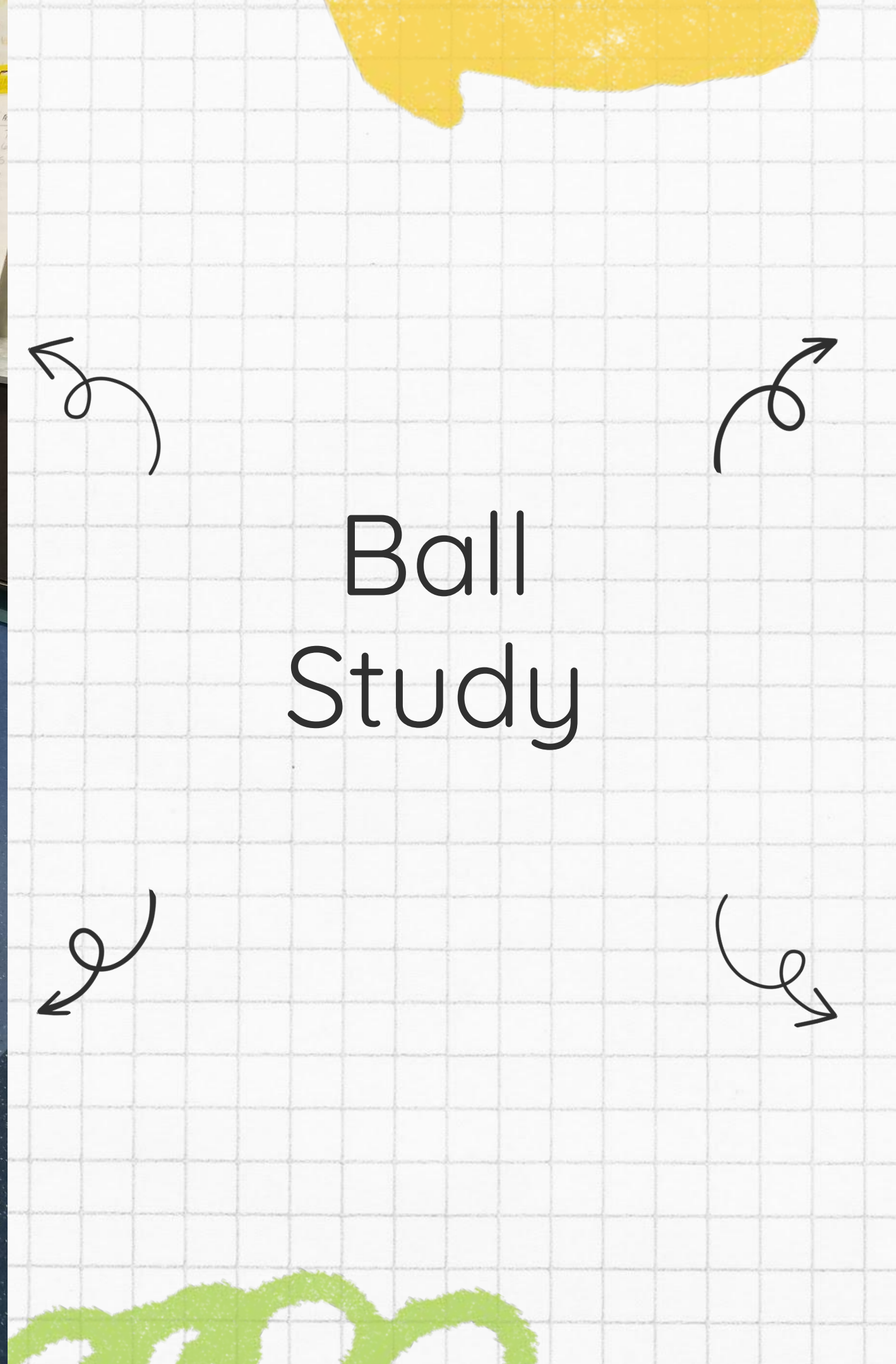

- How do balls go up?
- How do balls bounce?
- How do you shoot a ball?
- How do you throw a ball?
- How do you hit a ball?
- How do you roll a ball?
- How do they go in the street?
- What are balls made of?
- How high can balls bounce?

Ball Study




Ball Study







**The materials purchased along with curriculum
have been invaluable to the success of the
new curriculum implementation.**

The background features a light gray grid pattern. Surrounding the central text are various colorful, hand-drawn abstract shapes and patterns in shades of pink, yellow, blue, green, and purple, including scribbles, swirls, and geometric forms.

Thank

∩ you very ∩
much

A. Discuss, Consider, and Take Action on Curriculum and Personnel Proposals

The Curriculum Committee met on November 25th to continue the process of determining which curriculum and personnel proposals to recommend for the 2024-25 school year. This year 40 proposals were submitted for consideration. At the previous meetings, the BOE approved four of the 40 proposals while utilizing fund reallocations and special education reimbursements. The Curriculum Committee has continued to review proposals that were highly prioritized by both the Curriculum/Proposal Committee and the Administrative/BOE Committee with offsetting costs. The Curriculum Committee is recommending the following high-ranking proposals for approval:

| Proposal Number | Name | Description | Personnel Costs | Curriculum Costs |
|------------------------------------------------------------------|--------------------------------------|------------------------------------------------------------------------------------------------------------------------------------------|------------------------|-------------------------|
| 2 | Assistant Principal at Anchor Pointe | Adding Assistant Principal at Anchor Point. This will help be funded by a reallocation of funds from the Preschool Coordinator position. | \$136,051 | \$5,000 |
| 31 | 1.0 Special Education Teacher | Adding 1.0 FTE special education teacher. This cost would be reimbursed at 80% by the State of Nebraska. | \$93,239 | \$5,000 |
| 14 | HS Department Heads | Implementing departments heads at the high school for all departments with five or more teachers. | \$7,705 | \$0 |
| TOTAL PROPOSED EXPENDITURES | | | \$236,995 | \$10,000 |
| ESTIMATED ACTUAL COST WITH REALLOCATION AND REIMBURSEMENT | | | \$116,556 | \$6,000 |

The total budgeted costs for these positions is \$246,995, while the actual estimated cost for these positions is \$122,556. This is due to a reallocation of budgetary funds that were previously to be utilized for a preschool coordinator, and the 80% reimbursement on special education expenses.

The Curriculum Committee is unanimously recommending the approval of these proposals. The committee will review the remaining 33 proposals and rank them for future additions as funds are released from the Building/Finance Committee.

NEGOTIATED AGREEMENT

BETWEEN

BENNINGTON SCHOOL DISTRICT #59
AND
BENNINGTON EDUCATION ASSOCIATION
~~2024-2025~~ 2025-2026 SCHOOL YEAR

This agreement was made and entered into on the day of January 13, 2025, by and between the Board of Education of Bennington Public Schools District #59, hereinafter referred to as the "District", and Bennington Education Association, hereinafter referred to as the "Association".

Bennington Board of Education

President

Bennington Education Association

President

Employee shall mean all certificated teaching personnel employed by the District, but excluding District administrators.

SALARY SCHEDULE

1. The salary schedule as set forth in Appendix A is based on a 186-day contract period.
2. The salary schedule is based on a 4% x 5% increase with a base of ~~\$38,525~~ \$39,025 for the ~~2024-2025~~ 2025-2026 school year.
3. Certified staff will be placed on an appropriate vertical and horizontal step when initially employed. The placement shall be based on the number of years of previous full-time teaching experience. All years of teaching experience will be considered. The district has the authority to consider additional professional experience beyond actual teaching experience (vertical movement) if deemed necessary.
4. Start first- or second-year employees on Step 3. Employees will remain on Step 3 until they are entitled to move down based on actual years of experience. (All employees with more experience will advance one step per year.)
5. In their first year of employment, a teacher new to the district will have the option to receive their regular salary divided out into thirteen (13) equal payments with the first payment beginning in August. Insurance benefits or cash in lieu will begin on September 1 and be divided out over twelve (12) equal payments. Additional compensation over and above regular salary compensation shall be disbursed in twelve (12) equal payments and deductions from compensation due to unpaid leave shall be taken out as they are reported to the payroll office. Approved reimbursements will be considered separate from compensation. To be eligible for 13 payments, all official transcripts and HR paperwork must be completed and submitted to the District Office no later than August 1.
6. Each newly-hired employee who works extra days beyond the 186 contracted days specified in negotiated agreement within their first contract year will be compensated as follows:
 - a) The District may require any new employee hire to work day 187 and day 188 of his or her contract without compensation, provided days 187 and 188 are scheduled after the regular employee work calendar;
 - b) The District will compensate each new employee hired who attends new employee workshops before the commencement of the regular employee work calendar for each day of attendance at a rate of \$100 per full day and/or \$50 per half day. New employee hire workshop compensation shall be rendered as a stipend and tracked separately from total salary for the purposes of calculating the new employee hire's daily rate of pay.
7. Where a contractual agreement has been offered to and accepted by an individual employee beyond the 186 days, the salary for that extended contract will be a prorated extension of that employee's daily rate of pay for the annual contract period. This does not include work in the development of curriculum materials or summer school assignments.
8. For any non-contract days which the administration deems an employee's mandatory attendance is required at a specified date and time, the employee will receive their daily rate based on the number of contract days.
9. Employees automatically advance on the salary schedule if contracts are not settled before the new year begins.
10. Credit hours used for salary determination and for advancement in the BA+ range must have been earned after the BA Degree was earned. Credit hours for salary determination and for

advancement in the MA+ range must have been earned after the MA Degree was earned, e.g., no hours earned prior to the date the MA Degree was earned will carry over from the BA level to be counted for MA+ hours.

11. Employees who have remained on Step 15, MA, Step 15, MA+9, Step 17, MA+18, Step 17, MA+27, Step 17, MA+36, Step 17 MA+45/2xMA/EdS, and Step 17 EdD/PhD of the Salary Schedule for more than one (1) year will receive an annual Salary Schedule longevity increment of 0.75%, 1.00%, 1.25%, 1.50%, 1.75%, 2.00%, and 2.00% of the base salary respectively.
12. Employees who have earned college credits must notify the Superintendent's office, in writing, prior to August 15th of the forthcoming contractual year if such credits are to be considered toward a change in salary. Employees must subsequently submit official transcripts to verify these additional credits. College credits must be obtained from an accredited college or university with NCTE, CAEP, or AAQEP certification. For horizontal advancement of college credits obtained outside of NCTE, CAEP, or AAQEP, advance permission must be granted by the superintendent. Consideration will be given for graduate-level endorsements/programs that achieve specific district needs. A current list of NCTE, CAEP, or AAQEP certified institutions will be available in the Superintendent's office.
13. Extra Duty Compensation: The schedule for extra duty compensation is attached hereto as Appendix B and by reference incorporated and made a part of the contract. Extra duty may be paid proportionately over the remaining contract beginning when the extra duty is assigned and when the Superintendent's office is notified of the extra duty assignment and ending in August. In the event a teacher is permitted to withdraw from an extra duty assignment, any payments previously paid will be deducted from the teacher's compensation. The District may, with input from the Association, create, assign, and compensate new extra duty positions at its sole discretion during the term of this Agreement. Any new extra duty positions created shall be subject to the normal terms of collective bargaining between the District and the Association for the 2024-2025 contract year.

INSURANCE

1. Income Protection Plan - 30 day waiting period, 60% of income.

Annually, the District will multiply the long-term disability percentage factor times the employee's gross salary and increase the employee's gross salary by that dollar amount. For example:

$$\text{Gross Salary} \times \text{LTD \%} = \text{LTD Premium} + \text{Gross Salary} = \text{Adj. Gross Salary}$$

The long-term disability (LTD) premium dollar amount will then be divided by 12. This monthly dollar amount will be automatically payroll deducted from each employee's gross salary to pay the LTD Premium. Each employee will now pay for their LTD income protection premium and all employees working the required minimum 30 hours per week must participate in this program.

2. The District will provide health insurance, \$1,200 deductible PPO and single dental, PPO 100% A, B, & C coverage under the plan approved by the Educators Health Alliance (NSEA/NCSA/NASB). The premium for a family plan plus a single dental plan will be \$27,924.46 (\$27,214.54 and \$709.92) annually. The premium for an employee + spouse plan plus a single dental plan will be \$20,977.68 (\$20,267.76 and \$709.92) annually. The premium for an employee + dependent(s) plan plus a single dental plan will be \$18,565.08 (\$17,855.16 and \$709.92) annually. The premium for a single health plan plus a single dental plan will be \$10,361.52 (\$9,651.60 and \$709.92) annually.
3. Eligible employees may choose the HSA Eligible \$3,800 deductible plan in lieu of the EHA \$1,200 deductible PPO group health coverage for which they qualify. The District will deposit 100% of the realized premium savings for the employees who elect the \$3,800 High Deductible Health Plan into the employee's Health Savings Account (HSA).

- ~~4. When two employees (teacher and/or non-certificated) who are married to each other are both working for the District and qualify for employee and spouse health insurance coverage during the school term, each employee will receive individual employee health and dental coverage. These eligible employees may choose the HSA Eligible \$3,800 deductible plan in lieu of the EHA \$1,200 deductible PPO group health coverage for which they qualify.~~
5. The family dental PPO 100% A, B & C coverage, or other tier which the employee qualifies for, can be purchased by the teacher paying the additional cost.
6. If the employee can verify with the District that they have health and dental coverage under another family member, and the District's Declination of Health/Dental Insurance form is completed, the employee may decline health insurance and receive cash-in-lieu in the amount of \$5,700.00 (see attached form).
7. Part-time employees will be paid according to the FTE established by the Superintendent at the date of hiring. Part-time employees working .49 FTE or less will receive no fringe benefits or leave. Part-time employees working .50 FTE or more will receive fringe benefits and leave, pro-rated according to their FTE percentage with the following exceptions:
 - a. Part-time employees working .50 FTE or more will receive the full single health benefit as that of a full-time employee and outlined under Insurance - #2 and #3. Any other tier of the health insurance plan or cash-in-lieu will be prorated according to their FTE percentage.
 - b. Part-time employees working .50 FTE or more will receive \$20,000 in term life insurance as outlined under Insurance - #8.
8. Each employee will be provided, at no cost to the employee, \$20,000 in term life insurance, including accidental death and dismemberment benefits. The District shall not provide such insurance coverage to benefits for employees on long-term disability. The life insurance shall be substantially equal to that currently in force in the following manner:
 - a. Additional term life insurance is available at additional cost to the employee on a payroll deduction basis.
 - b. Dependency life insurance, in accordance with the insurance company contract, is available at additional cost to the employee on a payroll deduction basis.

PERSONNEL

1. When an employee is asked by the administrator to take another employee's place, and/or when no substitute is available, the employee assuming the additional responsibility for covering a period during their planning time, will receive \$7.00 for each 15-minute increment. The employee's compensation will be rounded to the nearest 15-minute increment based upon actual time of the additional supervision. Planning time for K-5 elementary employees is defined as scheduled time when assigned students attend P.E., music, art, and/or library. Planning time for 6-12 secondary employees is defined as a period designated for planning in the assigned eight-period schedule.
2. No employee will be assigned a full-time class during their preparation period for more than substitution purposes. No teacher will be allowed to "volunteer" to work full-time during their preparation period.
3. Employees will be reimbursed 33% of college tuition for all approved graduate/undergraduate hours. The reimbursement is limited to a maximum of 1.5% of the negotiated base pay per year, per employee, for tuition cost only. This will be paid upon successful verified completion of the approved class at the end of each respective college semester during the contract year of September 1 through August 31. All documentation for reimbursement must be provided to the District by August 15.

4. Compensation for Dual Enrollment Teaching Assignment(s): An extra duty stipend will be paid to employees assigned to teach high school (grades 9-12) Dual Enrollment courses. Dual Enrollment courses are defined as 9-12 classes provided to students of Bennington Public Schools (BPS) for college/university coursework taught in a high school setting for college credit by employees of BPS if such classes meet college/university standards and policies and objectives. The dollar amount reimbursement to BPS for the services of the BPS employee accepting an assignment to teach college/university classes is determined at the sole discretion of college/university. BPS and the Association agree upon receipt of payment to BPS by the college/university of the reimbursement for instructional services for the college/university college credit classes, that employees accepting assignments to teach college/university classes shall be compensated pursuant to the contract between BPS and said college/university (subject to federal and state withholding, i.e., FICA, retirement, etc.).

If said college/university does not reimburse BPS for the services of the employees providing dual credit program for the said college/university college credit classes, high school employees who are teaching dual credit classes will be compensated by BPS \$300 per class section taught, per semester. Compensation for said teaching assignment will be paid out to employees only if a minimum of one (1) student is enrolled for dual enrollment college credit. Compensation for said teaching assignment will be paid out to employees in the month of January and/or June after completion of the semester.

5. Compensation for Advanced Placement Teaching Assignment(s): The compensation paid to employees covered by this Negotiated Agreement for an advanced placement teaching assignment(s) will be governed by the following language.

Advanced Placement Extra Duty is designed to compensate employees assigned to teach Advanced Placement classes up to \$2,500 per year.

In order to earn the initial \$1,500 stipend, employees assigned to teach an Advanced Placement class must: 1) develop a plan for enriching instructional strategies and curriculum through conferences, workshops, and/or college coursework that will be approved by the building principal; 2) attend a College Board Summer Institute once every three years (appropriate expenses paid for by the district with approval of the superintendent); 3) submit a log of at least 30 hours outside the normal school day hours to the building principal of curriculum and/or instructional preparation for Advanced Placement classwork; and, 4) submit a log to the building principal of at least 70 hours of student contact time outside normal classroom time to supplement the Advanced Placement classroom instruction/curriculum.

The events held during and/or outside the normal duty day are fully compensated under this extra duty assignment and as such will not be additionally compensated at the hourly curriculum or summer school rate.

6. Advanced Placement Test Incentive Stipend: The Advanced Placement Test Incentives are twofold: In order to obtain an additional \$500, employees assigned to teach Advanced Placement classes must have 50% of students enrolled in the high school course take the AP National Exam. In order to obtain an additional \$500, those students who make up 50% or more must score a total average of 3.0 or greater. The compensation for said incentives will be \$500 for each requirement and paid out to employees in the month of August after completion of the exam.

7. Additional Days: Each employee who works extra days beyond the 186 contracted days specified in negotiated agreement will be compensated as follows:

- a. When teaching duties involving direct delivery of instruction are performed in addition to an employee's normal classroom responsibilities (e.g. summer school or home school services), the District will set a per hour rate that is no less than the following formula:
 - a. MA Step 3 Rate/186 Contract Days/8 hours
- b. When duties related to teaching but not involving direct delivery of instruction are performed in addition to an employee's normal classroom responsibilities (e.g. curriculum

writing, required staff development, assessment development), the District will set a per hour rate that is no less than the following formula:

- a. BA Step 3 Rate/186 Contract Days/8 hours
 - c. The District may offer optional staff development during off-contract time. Optional staff development may be offered with or without a monetary incentive (or other incentive), as offered by the District, for the employee to participate;
 - d. When non-teaching duties are offered and accepted during non-contract days (e.g. painting, maintenance, moving furniture, configuration and set of computers, etc.), the rate of pay shall be at the sole discretion of the District; and
 - e. Supervision duties during the year shall be compensated according to the extra duty rate provided in Appendix B.
8. 403(b) PLANS – The District will cooperate with employees who choose to participate in an investment program under Internal Revenue Code Section 403(b) provided that the certificated employee executes a “Salary Reduction Agreement” provided by the District, and the vendor of the 403(b) Plan elected by the employee has entered in to a “Service Provider Agreement” with the District, thus holding the District harmless from any liability that may arise out of such 403(b) Plan, including, but not limited to, tax reporting, notices and income withholding.

LEAVE

1. Up to one half day of professional leave (per building & district-wide) will be granted to the Association to conduct association business for the organization each year. This will be 4.0 days for the 2024-2025 school year.
2. Twelve (12) days of sick leave (employee, children, spouse, parent and parent in-law) per year, of which ~~three (3)~~ four (4) days are available as personal days. A prearranged personal day will not be charged to an employee in the event school is canceled on that day.
3. In the event an employee records sick leave as personal leave, personal leave will be limited to three ~~(3) days~~ (4) four per year. Except in a case of special circumstances, 24-hour notice will be given to individual building principals prior to the use of personal leave.
 - a. Personal leave shall not be granted on parent/teacher conference days except in cases of special circumstances, as approved by the building principal and superintendent.
 - b. Personal leave shall not be granted on professional development (in-service) days except in cases of special circumstances, as approved by the building principal and superintendent.
 - c. Personal leave may not be used the first three (3) student days at the beginning of the school calendar year, the three (3) student days prior to Winter Break and the five (5) student days prior to the end of the school year except in cases of special circumstances, as approved by the building principal and superintendent.
 - d. Personal leave is a subset of sick leave.

All requests for personal leave on restricted days must be made in writing to the superintendent of schools. All requests must be submitted to the superintendent of schools 24 hours in advance of the special circumstances. Special circumstances will be defined as an event of a personal nature occurring on a restricted contract day, that involves immediate family or could not have been anticipated or avoided.

The use of personal leave on restricted days may be granted in special circumstances under the following guidelines. Special circumstances may include, but are not limited to:

- Wedding of a child, sibling, or parent (may include travel time if the location of the wedding is more than 300 miles from Bennington).
- One day to move a child to higher education in their first year (may include travel time if the location of the College/University is more than 300 miles from Bennington).
- NSAA state sponsored contests in which Bennington is a participant (does not include MS or regular season, conference, or district contest).

- Family Awards Ceremony (i.e. graduation). Family is defined as a spouse, child, grandparent, grandchild, brother or sister, parent and parent in-law, or person in the same household as part of the family. This does not include company incentive trips.

Request for unpaid leave days will only be granted if all other days (either personal or sick) have been exhausted.

4. Any employee with five (5) or more years of full-time experience in the district who notified the Board by June 1st of their intentions not to return the following school year may request payment of 50% of the current daily substitute pay for all unused sick leave.
5. An employee who continues employment has the option of accumulating 10 unused sick days per year up to a maximum of 50 days or may be reimbursed for the current year unused sick leave up to a maximum of 10 days per year at 50% of the current daily substitute pay per day. An employee may not be paid for any unused sick leave under 30 accumulated days until separation from the district occurs.
6. **Bereavement**
 - a. Each employee may be granted up to five consecutive workdays immediately following the death of an immediate relative without loss of pay or reduction in sick leave. An "immediate relative" is defined as spouse, child, including the miscarriage of a child, parent, grandparent, grandchild, brother or sister, mother/father-in-law, or person in the same home as part of the family.
 - b. Death leave is not limited to five days in one year, but covers each death in the immediate family, that occurs during the year. The above-mentioned days are a minimum and extensions may be granted at the discretion of the superintendent.
 - c. An employee will be allowed to use two (2) accumulated sick leave days to attend the funeral of any other relative or friend.
 - d. A request for leave shall be made to the superintendent explaining the reason and anticipated length of absence. The above-mentioned days are a minimum and extensions may be granted at the discretion of the superintendent.

LEAVE OF ABSENCE

The District recognizes that the personal welfare and professional growth of its employees may require extended absences.

After a minimum of five years of employment in the Bennington Public Schools, an employee may apply to the Board of Education for Board approval for a one-year leave of absence for professional study, childcare, family responsibilities, travel, and approved special requests.

Leave of Absence requests will be considered on a first come, first serve basis with a maximum not to exceed one percent (1%) of the total certified teaching staff of the school system.

Requests for leaves must be submitted in writing to the Superintendent prior to March 1 for the next school year. Emergency requests for leaves requested after March 1 may be reviewed by the Board for consideration.

No salary or benefits will be paid by the district during the year of absence. If the employee wishes to continue with insurance this may be done at the employee's expense. Salary advancement will not include the one-year leave of absence.

A contractual agreement between the Bennington Board of Education and the individual teacher will be completed according to the following conditions:

- A. Employees accepting Leave of Absence will agree to return to employment in the system for at least one full year following Leave of Absence.
- B. All assignments are made on an annual basis by the Superintendent and an employee returning from a Leave of Absence shall be assigned as follows:
 - 1. Assigned to the former position previously held if it is in the best interest of education;
 - 2. If not, assigned to a comparable position.
- C. Requests for Leave of Absence shall be submitted on forms provided by the personnel office. Requests will only be granted if an adequate replacement can be obtained, and only for a period of one contract year.
- D. Leave of Absence cannot be utilized for gainful employment and will only be approved for the purpose stated at the time of application.

An employee who wishes to return from the leave shall notify the superintendent in writing by March 1. If no such notice is received by March 1, the employee is to have considered to have resigned.

SEVERABILITY

In the event that any provision of this Agreement, or any part thereof, is for any reason found by a court of competent jurisdiction to be in violation of State or Federal Constitutions, statutes, or regulations, or otherwise unenforceable, the remainder of this Agreement, and each other provision a part thereof, shall be and remain in full force and effect.

GRIEVANCE PROCEDURE

The purpose of this grievance procedure is to secure, at the lowest possible level, equitable solutions to the problems that may from time to time arise concerning the interpretation, application or meaning of the terms and conditions of employment in the School District. An underlying principle of the grievance procedure is to ensure fair and equitable treatment to the District's employees while also maintaining District standards. All parties agree to work for the welfare of the school system and to strive to maintain good morale and courtesy among the parties.

A. Definitions

Grievance: Any claim or claims by an employee, a group of employees or the Association that there has been a violation, misinterpretation or misapplication of any terms and conditions of employment set forth in this Agreement and District policies.

Grievant: Employee, group of employees or the Association making the claim as provided in the paragraph above.

Days: Shall mean a standard 12-month calendar day(s) except weekends and school holidays. It is understood that during times when school is not in session, the timelines for decisions are subject to reasonable extension.

B. Association Representation

A grievant shall have the right to have Association representatives present to represent the grievant at each level of the grievance procedure. The Association shall be notified in writing of the issues and the settlement before any settlement becomes effective. The settlement shall not be inconsistent with the terms of this Agreement.

Nothing herein shall be construed as limiting the right of any employee to discuss their grievance informally with their immediate supervisor and having the grievance adjusted informally.

C. Grievance Meetings or Hearings

All meetings and hearings held under this procedure up to and including Step 2 shall be conducted in private and shall include only the administration's representatives, the grievant and the grievant's designated representatives. All parties shall have the right to record the proceedings of any hearing or meeting at all levels of the grievance procedure, providing notice of recording is given in advance to the other party. Hearings before the Board shall be open or closed, at the discretion of the grievant, subject to provisions of the Open Meetings Act and other applicable laws.

D. Group Grievances

In order to prevent the filing of a multiplicity of grievances on the same Grievance that covers a question common to a number of educators, it shall be processed as a single grievance commencing at the appropriate Step. Group grievances shall set forth thereon the names of the individual grievants or the group, and the title and specific assignments of the persons covered by the group grievance. The Association shall inform its members of the grievance and the implications of the grievance. The Association shall provide documentation of having provided such information upon request of the District.

E. Reprisals

No reprisals of any kind shall be taken against any employee who utilizes this grievance procedure for reason of having filed the grievance.

F. Withdrawal of a Grievance

An employee or the Association may withdraw their grievance at any level of the procedure without fear of reprisal from any party. In the event that the individual grievant chooses to withdraw their grievance without resolution, the Association will have 30 days to file a grievance on the same matter. Where the Association finds that the issues involved should be resolved, the Association may assume the grievance at the point discontinued by the original grievant and proceed through the remainder of the procedure.

G. Advanced Step Filing

The grievance shall be initially filed at the level where the decision resulting in the grievance was made.

H. Grievance Procedure

Informal Resolution. The parties believe that it is usually most desirable for an employee and their immediate supervisor to resolve problems through free and informal communications. When requested by the employee, a representative of the Association may assist in this informal resolution. However, when the grievance remains unresolved, then the grievance shall be processed as follows:

Step 1. The grievant shall present a written grievance to the employee's Principal within thirty (30) days of the event giving rise to the grievance.

A meeting with the Principal shall be held within five (5) days of the filing of the grievance. The Principal shall provide a written answer to the grievance within two (2) days of the meeting.

Step 2. If not resolved at Step 1, the grievant may appeal the Principal's decision by filing a written appeal with the Superintendent within five (5) days of receipt of the Principal's decision. The Superintendent and/or their designee shall arrange for a meeting with the grievant within five (5) days of receipt of the appeal. The Superintendent shall issue a written decision within five (5) days of the date of the meeting.

By-Passing Steps 1 or 2. The grievant may initiate and pursue the grievance through the process by excluding Step 1 and/or Step 2, by mutual agreement of the District, the grievant, and/or the Association.

Step 3. If not resolved at Step 2, the grievant may appeal the Superintendent's decision by filing with the Board president a written appeal within five (5) days of receipt of the Superintendent's decision. The Board president shall schedule a hearing on the grievance before the Board of Education within ten (10) days from the date the appeal is received. The hearing shall be held no later than thirty (30) days from receipt of the appeal. Each party shall have the right to call such witnesses as it deems necessary to develop facts pertinent to the grievance. The Board shall issue a written decision within five (5) days from the date of the hearing to both the grievant and the Association.

Appendix A

BENNINGTON SALARY SCHEDULE 2025-26

| Column Step | BA | BA+9 | BA+18 | BA+27 | BA+36 | MA | MA+9 | MA+18 | MA+27 | MA+36 | MA+45/ 2xMA/Ed | EdD PhD |
|--------------|-------------------|-------------------|-------------------|-------------------|-------------------|-------------------|-------------------|-------------------|-------------------|-------------------|-------------------|-------------------|
| BASE: | \$39,025 | | | | | | | | | | | |
| 1 | 1.00 39,025.00 | 1.05 40,976.25 | 1.10 42,927.50 | 1.15 44,878.75 | 1.20 46,830.00 | 1.20 46,830.00 | 1.25 48,781.25 | 1.30 50,732.50 | 1.35 52,683.75 | 1.40 54,635.00 | 1.45 56,586.25 | 1.50 58,537.50 |
| 2 | 1.04 40,586.00 | 1.09 42,537.25 | 1.14 44,488.50 | 1.19 46,439.75 | 1.24 48,391.00 | 1.24 48,391.00 | 1.29 50,342.25 | 1.34 52,293.50 | 1.39 54,244.75 | 1.44 56,196.00 | 1.49 58,147.25 | 1.54 60,098.50 |
| 3 | 1.08 42,147.00 | 1.13 44,098.25 | 1.18 46,049.50 | 1.23 48,000.75 | 1.28 49,952.00 | 1.28 49,952.00 | 1.33 51,903.25 | 1.38 53,854.50 | 1.43 55,805.75 | 1.48 57,757.00 | 1.53 59,708.25 | 1.58 61,659.50 |
| 4 | 1.12 43,708.00 | 1.17 45,659.25 | 1.22 47,610.50 | 1.27 49,561.75 | 1.32 51,513.00 | 1.32 51,513.00 | 1.37 53,464.25 | 1.42 55,415.50 | 1.47 57,366.75 | 1.52 59,318.00 | 1.57 61,269.25 | 1.62 63,220.50 |
| 5 | 1.16 45,269.00 | 1.21 47,220.25 | 1.26 49,171.50 | 1.31 51,122.75 | 1.36 53,074.00 | 1.36 53,074.00 | 1.41 55,025.25 | 1.46 56,976.50 | 1.51 58,927.75 | 1.56 60,879.00 | 1.61 62,830.25 | 1.66 64,781.50 |
| 6 | | 1.25 48,781.25 | 1.30 50,732.50 | 1.35 52,683.75 | 1.40 54,635.00 | 1.40 54,635.00 | 1.45 56,586.25 | 1.50 58,537.50 | 1.55 60,488.75 | 1.60 62,440.00 | 1.65 64,391.25 | 1.70 66,342.50 |
| 7 | | 1.29 50,342.25 | 1.34 52,293.50 | 1.39 54,244.75 | 1.44 56,196.00 | 1.44 56,196.00 | 1.49 58,147.25 | 1.54 60,098.50 | 1.59 62,049.75 | 1.64 64,001.00 | 1.69 65,952.25 | 1.74 67,903.50 |
| 8 | | | 1.38 53,854.50 | 1.43 55,805.75 | 1.48 57,757.00 | 1.48 57,757.00 | 1.53 59,708.25 | 1.58 61,659.50 | 1.63 63,610.75 | 1.68 65,562.00 | 1.73 67,513.25 | 1.78 69,464.50 |
| 9 | | | 1.42 55,415.50 | 1.47 57,366.75 | 1.52 59,318.00 | 1.52 59,318.00 | 1.57 61,269.25 | 1.62 63,220.50 | 1.67 65,171.75 | 1.72 67,123.00 | 1.77 69,074.25 | 1.82 71,025.50 |
| 10 | | | | 1.51 58,927.75 | 1.56 60,879.00 | 1.56 60,879.00 | 1.61 62,830.25 | 1.66 64,781.50 | 1.71 66,732.75 | 1.76 68,684.00 | 1.81 70,635.25 | 1.86 72,586.50 |
| 11 | | | | 1.55 60,488.75 | 1.60 62,440.00 | 1.60 62,440.00 | 1.65 64,391.25 | 1.70 66,342.50 | 1.75 68,293.75 | 1.80 70,245.00 | 1.85 72,196.25 | 1.90 74,147.50 |
| 12 | | | | | 1.64 64,001.00 | 1.64 64,001.00 | 1.69 65,952.25 | 1.74 67,903.50 | 1.79 69,854.75 | 1.84 71,806.00 | 1.89 73,757.25 | 1.94 75,708.50 |
| 13 | | | | | 1.68 65,562.00 | 1.68 65,562.00 | 1.73 67,513.25 | 1.78 69,464.50 | 1.83 71,415.75 | 1.88 73,367.00 | 1.93 75,318.25 | 1.98 77,269.50 |
| 14 | | | | | | 1.72 67,123.00 | 1.77 69,074.25 | 1.82 71,025.50 | 1.87 72,976.75 | 1.92 74,928.00 | 1.97 76,879.25 | 2.02 78,830.50 |
| 15 | | | | | | 1.76 68,684.00 | 1.81 70,635.25 | 1.86 72,586.50 | 1.91 74,537.75 | 1.96 76,489.00 | 2.01 78,440.25 | 2.06 80,391.50 |
| 16 | | | | | | | | 1.90 74,147.50 | 1.95 76,098.75 | 2.00 78,050.00 | 2.05 80,001.25 | 2.10 81,952.50 |
| 17 | | | | | | | | 1.94 75,708.50 | 1.99 77,659.75 | 2.04 79,611.00 | 2.09 81,562.25 | 2.14 83,513.50 |

EXTRA-CURRICULAR ACTIVITIES – PERCENTAGES ARE OF BA STEP 1

| | | | | | | | | | | |
|-------------------------------------|-----------------------|-----------------------|-----------------------|-----------------------|----------------------------------|-----------------------|-----------------------|-----------------------|------------------------|--------------------------------|
| I. HS Head Football | | | | | HS Head Wrestling | | | | | HS Head Track (2) |
| HS Head Volleyball | | | | | HS Head Basketball – Boys | | | | | HS Head Baseball |
| HS Head Softball | | | | | HS Head Basketball – Girls | | | | | HS Head Soccer – Boys |
| HS Instrumental Music | | | | | HS Athletic Trainer | | | | | HS Head Soccer - Girls |
| 1st | 2nd | 3rd | 4th | 5th | 6th | 7th | 8th | 9th | 10th | |
| 11.0% | 11.4% | 11.9% | 12.3% | 12.8% | 13.9% | 15.1% | 16.2% | 17.4% | 20.0% | |
| <hr/> | | | | | | | | | | |
| II. HS Speech | | | | | HS Head Cross Country | | | | | HS Musical/Play |
| HS Yearbook/Newspaper | | | | | HS Head Golf – Boys | | | | | HS One-Act |
| HS S&C Coordinator | | | | | HS Head Golf – Girls | | | | | HS Vocal Music |
| HS Head Unified Bowling | | | | | HS Head Tennis – Girls | | | | | HS Head Unified Track |
| HS Service Club | | | | | HS Streaming Coordinator | | | | | HS Graduation Sponsor |
| 1st | 2nd | 3rd | 4th | 5th | 6th | 7th | 8th | 9th | 10th | |
| 7.5% | 8.0% | 8.5% | 9.5% | 10.0% | 10.5% | 11.0% | 12.0% | 12.5% | 13.0% | |
| <hr/> | | | | | | | | | | |
| III. HS Assistant Football (10) | | | | | HS Assistant Soccer – Girls (2) | | | | | HS Varsity Cheer Sponsor |
| HS Assistant Basketball – Boys (4) | | | | | HS Assistant Volleyball (4) | | | | | HS Head Dance Team Sponsor |
| HS Assistant Basketball – Girls (3) | | | | | HS Assistant Softball (3) | | | | | MS Supervisor (2) |
| HS Assistant Track (7) | | | | | HS Assistant Wrestling- Boys (3) | | | | | HS Activity Aide (3) |
| HS Assistant Baseball (4) | | | | | HS Assistant Wrestling- Girls | | | | | Web Master |
| HS Assistant Soccer – Boys (2) | | | | | | | | | | |
| 1st | 2nd | 3rd | 4th | 5th | 6th | 7th | 8th | 9th | 10th | |
| 8.0% | 8.3% | 8.6% | 9.0% | 9.3% | 9.6% | 10.0% | 10.3% | 10.6% | 11.0% | |
| <hr/> | | | | | | | | | | |
| IV. HS Assistant Musical | | | | | HS Assistant Golf – Boys | | | | | MS Head Basketball – Boys (4) |
| HS Assistant Speech | | | | | HS Assistant Golf – Girls | | | | | MS Head Basketball – Girls (4) |
| HS Assistant One-Act | | | | | HS Assistant Tennis – Girls (2) | | | | | MS Head Boys Wrestling (2) |
| HS Assistant Varsity Cheer | | | | | HS Assistant Unified Bowling | | | | | MS Head Girls Wrestling (2) |
| HS Assistant Dance Team | | | | | HS Assistant Unified Track | | | | | MS Head Track – Boys (2) |
| HS Head Wrestling Cheer Sponsor | | | | | MS Head Football (4) | | | | | MS Head Track – Girls (2) |
| HS Assistant Cross Country (3) | | | | | MS Head Volleyball (4) | | | | | MS Head Cross Country (2) |
| HS JV Cheer Sponsor | | | | | HS Musical Band Director | | | | | |
| 1st | 2nd | 3rd | 4th | 5th | 6th | 7th | 8th | 9th | 10th | |
| 6.0% | 6.2% | 6.5% | 6.7% | 7.0% | 7.2% | 7.5% | 7.7% | 8.0% | 8.2% | |
| <hr/> | | | | | | | | | | |
| V. HS FBLA | | | | | HS Junior Class Sponsor | | | | | HS Quiz Bowl |
| HS Skills USA | | | | | HS Assistant Marching Band | | | | | HS Engineering Team |
| HS Student Senate (2) | | | | | MS Yearbook (2) | | | | | MS Engineering Team (2) |
| School-To-Work | | | | | PST Chairperson (9) | | | | | Academic Coach (18) |
| HS Percussion Marching Band | | | | | | | | | | |
| 1st | 2nd | 3rd | 4th | 5th | 6th | 7th | 8th | 9th | 10th | |
| 4.0% | 4.25% | 4.5% | 4.75% | 5.0% | 5.25% | 5.5% | 5.75% | 6.0% | 6.25% | |

EXTRA-CURRICULAR ACTIVITIES – PERCENTAGES ARE OF BA STEP 1

| | | |
|--------------------------------|----------------------------------|-------------------------------------|
| VI. MS Assistant Football (8) | MS Assistant Boys Wrestling (2) | MS Assistant Basketball – Boys (4) |
| MS Assistant Volleyball (4) | MS Assistant Girls Wrestling (2) | MS Assistant Basketball – Girls (4) |
| MS Assistant Cross Country (4) | MS Assistant Track (8) | Elementary Gym Director (5) |
| 1st | 2nd | 3rd |
| 4.0% | 4.2% | 4.4% |
| 4th | 5th | 6th |
| 4.6% | 4.8% | 5.0% |
| 7th | 8th | 9th |
| 5.2% | 5.4% | 5.6% |
| 10th | | 5.8% |

| | | |
|-----------------|-----------------------------------------------------------------------------------------------------------------|-----------------------------------------------------------------------------------------|
| VII. Tier 1 | HS Assistant Skills USA MS/HS Robotics (3) Elementary Safety Patrol (5) Elementary Student Council (5) | HS Outdoor Club Intramural Coordinator (8) MS Student Senate (2) HS Prism Club |
| Year 1-2 | Year 3-4 | Year 5+ |
| 3.0% | 3.5% | 4.0% |

| | | |
|-----------------|--------------------------------------------------------------------------------------------------------------------------------------|---------------------------------------------------------------------------------------------------------------------------------|
| VII. Tier 2 | HS Web Coordinator MS Web Coordinator (2) MS Fitness Club (4) Elementary Walking Club (10) Elementary Badger Singers (5) | MS Jazz Band (2) MS Reading Club (2) MS Cooking Club (2) Elementary Reading Club (5) Elementary Web Coordinator (5) |
| Year 1-2 | Year 3-4 | Year 5+ |
| 2.0% | 2.5% | 3.0% |

| | | |
|-------------|-------------------------------------------------------------------------------------------------------------------------------------------------------------------------------------------------------------------------------------------------------------------------------------------------------|-----------------------------------------------------------------------------------------------------------------------------------------------------------------------------------------------------------------------------------------------------------------------------------------------------------------------------------------|
| VII. Tier 3 | HS Art Club HS French Club HS Math Club/Team* HS Mentor (4) HS Multicultural Club HS National Honor Society HS Science Club/Team MS Art Club (2) MS Chess Club (2) MS Crossing Supervisor (2) MS Game Club (2) MS Mentor (4) MS Math Club/Team* (2) | MS Mentor (4) MS Multicultural Club (2) MS Science Club/Team (2) MS Service Club (2) MS Writing Club (2) Elementary Art Club (5) Elementary Bus Duty* (5) Elementary Chess Club (5) Elementary Drumming Club (5) Elementary Mentor (10) Elementary Science Club (5) Elementary Writing Club (5) |
|-------------|-------------------------------------------------------------------------------------------------------------------------------------------------------------------------------------------------------------------------------------------------------------------------------------------------------|-----------------------------------------------------------------------------------------------------------------------------------------------------------------------------------------------------------------------------------------------------------------------------------------------------------------------------------------|

**If currently assigned and in the first year, bumps to year 3-4 (1.5%) and remains until year 4.*

****If Mentoring - 1 Mentee 1% - 2 Mentees 1.5% - 3 Mentees 2%***

| | | |
|-----------------|-----------------|----------------|
| Year 1-2 | Year 3-4 | Year 5+ |
| 1.0% | 1.5% | 2.0% |

| | | |
|-------------|----------------------------------------|-------|
| VII. Tier 4 | HS Summer Weight Room Hours | 28.0% |
| | HS Seasonal Weight Room Supervisor (3) | 2.3% |
| | Summer Vocal Duty | 10% |
| | Summer Instrumental Duty | 10% |

We are pleased to announce the successful completion of negotiations between the Bennington Board of Education and the Bennington Education Association (BEA). This achievement underscores our shared dedication to fostering a strong partnership that supports our educators and enhances the educational experience for all students.

The negotiation process was marked by open dialogue, mutual respect, and a commitment to addressing the needs of both our staff and the district as a whole. Both teams worked diligently to reach an agreement that reflects our common goal of ensuring Bennington Public Schools remains a supportive and dynamic environment for learning and growth.

We commend the BEA for their steadfast dedication to advocating for educators and their focus on sustaining the high standards that make Bennington a destination for exceptional teaching talent. The cooperative approach throughout this process demonstrates the strength of our shared vision for the future of our schools.

This agreement represents the culmination of collaborative efforts and thoughtful discussions, highlighting the positive relationship between the Board and the BEA. We are excited to continue building on this foundation, working together to advance the success and well-being of our students, staff, and the entire Bennington community.

Sincerely,

Allyson Slobotski, Board President
Bennington Board of Education

Denise Klaus, President
Julie Puck, BEA Chief Negotiator
Bennington Education Association

2025 - BENNINGTON PUBLIC SCHOOLS - 2026

| AUGUST 2025 | | | | |
|-------------|----|----|----|----|
| M | T | W | Th | F |
| | | | | 1 |
| 4 | 5 | 6 | 7 | 8 |
| 11 | 12 | 13 | 14 | 15 |
| 18 | 19 | 20 | 21 | 22 |
| 25 | 26 | 27 | 28 | 29 |

| SEPTEMBER 2025 | | | | |
|----------------|----|----|----|----|
| M | T | W | Th | F |
| 1 | 2 | 3 | 4 | 5 |
| 8 | 9 | 10 | 11 | 12 |
| 15 | 16 | 17 | 18 | 19 |
| 22 | 23 | 24 | 25 | 26 |
| 29 | 30 | | | |

| OCTOBER 2025 | | | | |
|--------------|----|----|----|----|
| M | T | W | Th | F |
| | | 1 | 2 | 3 |
| 6 | 7 | 8 | 9 | 10 |
| 13 | 14 | 15 | 16 | 17 |
| 20 | 21 | 22 | 23 | 24 |
| 27 | 28 | 29 | 30 | 31 |

| NOVEMBER 2025 | | | | |
|---------------|----|----|----|----|
| M | T | W | Th | F |
| 3 | 4 | 5 | 6 | 7 |
| 10 | 11 | 12 | 13 | 14 |
| 17 | 18 | 19 | 20 | 21 |
| 24 | 25 | 26 | 27 | 28 |

| DECEMBER 2025 | | | | |
|---------------|----|----|----|----|
| M | T | W | Th | F |
| 1 | 2 | 3 | 4 | 5 |
| 8 | 9 | 10 | 11 | 12 |
| 15 | 16 | 17 | 18 | 19 |
| 22 | 23 | 24 | 25 | 26 |
| 29 | 30 | 31 | | |

August 2025
 4-6.....New Staff Inservice – As Assigned
 7-12.....Staff Inservice
 13.....First Day of School/Early Staggered Dismissal

September 2025
 1.....Labor Day/No School
 10.....Early Staggered Dismissal/Inservice
 24.....Early Staggered Dismissal/Inservice

October 2025
 8.....Early Staggered Dismissal/Inservice
 13-15.....Parent/Teacher Conferences
 15.....End of 1st Quarter – 45 Days
 16.....Inservice/No School
 17.....No School

November 2025
 12.....Early Staggered Dismissal/Inservice
 26-28.....Thanksgiving Break

December 2025
 10.....Early Staggered Dismissal/Inservice
 19.....End of 1st Semester - 87 days/
 Early Staggered Dismissal
 22-31.....Winter Break

January 2026
 1-2.....Winter Break
 5.....Teacher Inservice/No School
 6.....First day of Second Semester
 14.....Early Staggered Dismissal/Inservice
 19.....Martin L. King Day/No School

February 2026
 4.....Early Staggered Dismissal/Inservice
 9- 11.....Parent/Teacher Conferences
 12.....Teacher Inservice/No School
 13.....No School

March 2026
 4.....Early Staggered Dismissal/Inservice
 12.....End of 3rd Quarter – 45 Days
 13.....Inservice/No School
 24.....ACT/Early Staggered Dismissal/Inservice
 30-31.....No School/ Spring Break

April 2026
 1-3.....No School/Spring Break
 21.....Track Meet/Early Staggered Dismissal/Inservice

May 2026
 1.....Teacher Inservice/No School
 6.....Early Staggered Dismissal/Inservice
 17.....Graduation
 22.....End of 2nd Semester – 89 Days/
 Early Staggered Dismissal
 25.....Memorial Day

| | |
|--------------------------------------------------------------------|---------------------------------------------------------------------------------------------------------------------------------|
| Conferences | Third Snow Day and additional will be made up May 26th & after. |
| No School In-Service | |
| No School | |
| Early Staggered Dismissal Elem: 11:40 Middle: 11:50 High: 12:00 | |

| JANUARY 2026 | | | | |
|--------------|----|----|----|----|
| M | T | W | Th | F |
| | | | 1 | 2 |
| 5 | 6 | 7 | 8 | 9 |
| 12 | 13 | 14 | 15 | 16 |
| 19 | 20 | 21 | 22 | 23 |
| 26 | 27 | 28 | 29 | 30 |

| FEBRUARY 2026 | | | | |
|---------------|----|----|----|----|
| M | T | W | Th | F |
| 2 | 3 | 4 | 5 | 6 |
| 9 | 10 | 11 | 12 | 13 |
| 16 | 17 | 18 | 19 | 20 |
| 23 | 24 | 25 | 26 | 27 |

| MARCH 2026 | | | | |
|------------|----|----|----|----|
| M | T | W | Th | F |
| 2 | 3 | 4 | 5 | 6 |
| 9 | 10 | 11 | 12 | 13 |
| 16 | 17 | 18 | 19 | 20 |
| 23 | 24 | 25 | 26 | 27 |
| 30 | 31 | | | |

| APRIL 2026 | | | | |
|------------|----|----|----|----|
| M | T | W | Th | F |
| | | 1 | 2 | 3 |
| 6 | 7 | 8 | 9 | 10 |
| 13 | 14 | 15 | 16 | 17 |
| 20 | 21 | 22 | 23 | 24 |
| 27 | 28 | 29 | 30 | |

| MAY 2026 | | | | |
|----------|----|----|----|----|
| M | T | W | Th | F |
| | | | | 1 |
| 4 | 5 | 6 | 7 | 8 |
| 11 | 12 | 13 | 14 | 15 |
| 18 | 19 | 20 | 21 | 22 |
| 25 | 26 | 27 | 28 | 29 |

ESTIMATED GENERAL FUND CASH FLOW

2024-25

| | Sept. '24 | Oct. '24 | Nov. '24 | Dec. '24 | Jan. '25 | Feb. '25 | Mar. '25 | Apr. '25 | May '25 | June '25 | July '25 | Aug. '25 |
|-----------------|--------------------|--------------------|--------------------|--------------------|--------------------|--------------------|--------------------|---------------------|--------------------|--------------------|--------------------|--------------------|
| Revenue | | | | | | | | | | | | |
| Property Tax | \$2,351,088 | \$480,905 | \$342,595 | \$309,927 | \$831,094 | \$556,709 | \$1,310,542 | \$7,546,272 | \$3,250,748 | \$505,926 | \$557,958 | \$7,843,600 |
| Interest | \$37,893 | \$33,542 | \$23,921 | \$18,305 | \$14,250 | \$16,300 | \$23,400 | \$18,200 | \$19,800 | \$19,690 | \$28,200 | \$26,500 |
| State Aid | \$1,422,331 | \$1,422,331 | | \$2,844,662 | \$1,422,331 | \$1,422,331 | \$1,422,331 | \$1,422,331 | \$1,422,331 | \$1,422,331 | \$0 | \$0 |
| Other | \$21,368 | \$13,379 | \$770,091 | \$642,324 | \$1,636,163 | \$1,309,780 | \$1,620,258 | \$1,502,295 | \$1,608,533 | \$1,601,411 | \$875,008 | \$790,867 |
| Loans | \$0 | \$0 | \$0 | \$0 | \$0 | \$0 | \$0 | \$0 | \$0 | \$0 | \$0 | \$0 |
| Total | \$3,832,680 | \$1,950,157 | \$1,136,607 | \$3,815,218 | \$3,903,838 | \$3,305,120 | \$4,376,531 | \$10,489,098 | \$6,301,412 | \$3,549,358 | \$1,461,166 | \$8,660,967 |
| Expenses | | | | | | | | | | | | |
| Payroll | \$3,514,461 | \$3,657,477 | \$3,614,736 | \$3,529,464 | \$3,565,400 | \$3,656,500 | \$3,673,400 | \$3,560,300 | \$3,595,600 | \$3,750,700 | \$3,545,400 | \$3,465,991 |
| Other | \$492,347 | \$587,140 | \$578,007 | \$537,771 | \$633,531 | \$2,745,135 | \$605,845 | \$595,128 | \$1,403,480 | \$913,410 | \$599,335 | \$1,940,204 |
| Total | \$4,006,809 | \$4,244,616 | \$4,192,742 | \$4,067,235 | \$4,198,931 | \$6,401,635 | \$4,279,245 | \$4,155,428 | \$4,999,080 | \$4,664,110 | \$4,144,735 | \$5,406,195 |
| Balances | | | | | | | | | | | | |
| Beg. Balance | \$13,244,327 | \$13,070,199 | \$10,775,739 | \$7,719,604 | \$7,467,586 | \$7,172,494 | \$4,075,978 | \$4,173,265 | \$10,506,935 | \$11,809,267 | \$10,694,515 | \$8,010,946 |
| Revenue | \$3,832,680 | \$1,950,157 | \$1,136,607 | \$3,815,218 | \$3,903,838 | \$3,305,120 | \$4,376,531 | \$10,489,098 | \$6,301,412 | \$3,549,358 | \$1,461,166 | \$8,660,967 |
| Expenditures | \$4,006,809 | \$4,244,616 | \$4,192,742 | \$4,067,235 | \$4,198,931 | \$6,401,635 | \$4,279,245 | \$4,155,428 | \$4,999,080 | \$4,664,110 | \$4,144,735 | \$5,406,195 |
| Ending Balance | \$13,070,199 | \$10,775,739 | \$7,719,604 | \$7,467,586 | \$7,172,494 | \$4,075,978 | \$4,173,265 | \$10,506,935 | \$11,809,267 | \$10,694,515 | \$8,010,946 | \$11,265,717 |

Estimated Expenditures \$54,760,760

BPS Housing Count

2024-25

| Subdivision | Available Lots | Occupied | Under Construct | Models | Open | Occupied 1 yr Diff. | Construct 1 yr Diff. | Birth-3 | Pre-K | Elem. Enroll | MS Enroll | HS Enroll | Total Enroll | % Subdiv Filled | % Stud /Home | Complete Projection | Student Diff. |
|--------------------------------|----------------|----------|-----------------|--------|------|---------------------|----------------------|---------|-------|--------------|-----------|-----------|--------------|-----------------|--------------|---------------------|---------------|
| Fawn-Bruhn-SH | 124 | 124 | 0 | 0 | 0 | 0 | 0 | 0 | 0 | 15 | 8 | 9 | 32 | 100.00% | 25.8% | 32 | 0 |
| Newport Hill | 90 | 90 | 0 | 0 | 0 | 0 | 0 | 0 | 0 | 51 | 22 | 19 | 92 | 100.00% | 102.2% | 92 | 0 |
| Shiloh Ranches | 29 | 29 | 0 | 0 | 0 | 0 | 0 | 0 | 0 | 6 | 4 | 14 | 24 | 100.00% | 82.8% | 24 | 0 |
| Meadow Ridge I & II | 327 | 327 | 0 | 0 | 0 | 0 | 0 | 0 | 0 | 100 | 43 | 52 | 195 | 100.00% | 59.6% | 195 | 0 |
| Shadowbrook III | 248 | 248 | 0 | 0 | 0 | 0 | 0 | 0 | 0 | 125 | 54 | 64 | 243 | 100.00% | 98.0% | 243 | 0 |
| Ridgemoor I | 349 | 349 | 0 | 0 | 0 | 0 | 0 | 0 | 0 | 103 | 37 | 38 | 178 | 100.00% | 51.0% | 178 | 0 |
| Wood Valley West II | 96 | 96 | 0 | 0 | 0 | 0 | 0 | 0 | 0 | 21 | 10 | 10 | 41 | 100.00% | 42.7% | 41 | 0 |
| Shadowbrook I & II | 249 | 249 | 0 | 0 | 0 | 0 | 0 | 0 | 0 | 114 | 46 | 60 | 220 | 100.00% | 88.4% | 220 | 0 |
| Stone Creek | 321 | 321 | 0 | 0 | 0 | 0 | 0 | 0 | 0 | 50 | 26 | 37 | 113 | 100.00% | 35.2% | 113 | 0 |
| Hanover Falls | 244 | 244 | 0 | 0 | 0 | 0 | 0 | 0 | 0 | 114 | 59 | 54 | 227 | 100.00% | 93.0% | 227 | 0 |
| Majestic Pointe | 243 | 243 | 0 | 0 | 0 | 0 | 0 | 0 | 0 | 101 | 42 | 36 | 179 | 100.00% | 73.7% | 179 | 0 |
| Highland Hills | 492 | 492 | 0 | 0 | 0 | 0 | 0 | 0 | 0 | 179 | 66 | 51 | 296 | 100.00% | 60.2% | 296 | 0 |
| Rural -Wash. Kenard* NW, NE, | 468 | 468 | 0 | 0 | 0 | 2 | 0 | 0 | 0 | 56 | 33 | 32 | 121 | 100.00% | 25.9% | 121 | 0 |
| Woodlands Crossing | 56 | 56 | 0 | 0 | 0 | 1 | 0 | 0 | 0 | 9 | 14 | 16 | 39 | 100.00% | 69.6% | 39 | 0 |
| Pine Creek | 509 | 508 | 0 | 0 | 1 | 1 | -1 | 0 | 0 | 261 | 136 | 139 | 536 | 99.80% | 105.5% | 537 | -1 |
| Stratford Park | 390 | 386 | 0 | 0 | 4 | 1 | -2 | 0 | 0 | 188 | 99 | 93 | 380 | 98.97% | 98.4% | 384 | -4 |
| Heritage | 191 | 189 | 0 | 0 | 2 | 0 | 0 | 0 | 0 | 80 | 42 | 49 | 171 | 98.95% | 90.5% | 173 | -2 |
| Waterford | 113 | 111 | 0 | 0 | 2 | 0 | 0 | 0 | 0 | 36 | 19 | 26 | 81 | 98.23% | 73.0% | 82 | -1 |
| Anchor Pointe | 301 | 291 | 1 | 1 | 8 | -3 | -5 | 0 | 0 | 152 | 56 | 31 | 239 | 97.34% | 82.1% | 247 | -8 |
| Bennington Park West | 392 | 372 | 1 | 0 | 19 | 1 | 0 | 0 | 0 | 69 | 38 | 54 | 161 | 95.15% | 43.3% | 170 | -9 |
| Bennington East | 264 | 250 | 1 | 0 | 13 | 0 | 0 | 0 | 0 | 59 | 26 | 26 | 111 | 95.08% | 44.4% | 117 | -6 |
| Newport Landing | 265 | 242 | 3 | 0 | 20 | 0 | -2 | 0 | 0 | 45 | 29 | 26 | 100 | 92.45% | 41.3% | 110 | -10 |
| Ridgewood | 186 | 159 | 2 | 0 | 25 | 10 | -2 | 0 | 0 | 58 | 42 | 36 | 136 | 86.56% | 85.5% | 159 | -23 |
| Summer Hill Farm | 164 | 126 | 8 | 0 | 30 | 6 | 2 | 0 | 0 | 33 | 18 | 15 | 66 | 81.71% | 52.4% | 86 | -20 |
| Lakeview 168 | 266 | 179 | 18 | 6 | 63 | 80 | -6 | 0 | 0 | 33 | 8 | 8 | 49 | 76.32% | 27.4% | 73 | -24 |
| Pier 15 | 105 | 71 | 4 | 0 | 30 | 13 | -4 | 0 | 0 | 9 | 2 | 4 | 15 | 71.43% | 21.1% | 22 | -7 |
| Stone Creek Village | 140 | 82 | 0 | 0 | 58 | 0 | 0 | 0 | 0 | 0 | 0 | 0 | 0 | 58.57% | 0.0% | 0 | 0 |
| Newport Vista | 367 | 160 | 25 | 0 | 182 | 37 | 15 | 0 | 0 | 49 | 19 | 21 | 89 | 50.41% | 55.6% | 204 | -115 |
| Majestic Pointe East | 195 | 55 | 9 | 3 | 128 | 47 | -4 | 0 | 0 | 0 | 0 | 0 | 0 | 34.36% | 0.0% | 0 | 0 |
| Kempton Creek 1/2 | 256 | 50 | 22 | 0 | 184 | 40 | -12 | 0 | 0 | 10 | 7 | 4 | 21 | 28.13% | 42.0% | 108 | -87 |
| Chestnut Hills-144 (Benn Side) | 106 | 25 | 3 | 0 | 78 | 0 | 1 | 0 | 0 | 19 | 7 | 4 | 30 | 26.42% | 120.0% | 127 | -97 |
| Majestic 178 | 202 | 18 | 6 | 2 | 176 | 18 | -1 | 0 | 0 | 0 | 0 | 0 | 0 | 12.87% | 0.0% | 0 | 0 |
| The Hill/Woodsonia | 537 | 0 | 19 | 2 | 516 | 0 | 19 | 0 | 0 | 0 | 0 | 0 | 0 | 3.91% | 0.0% | 0 | 0 |
| Copper Creek | 293 | 2 | 3 | 0 | 288 | 2 | 1 | 0 | 0 | 1 | 0 | 0 | 1 | 1.71% | 0.0% | 0 | 1 |

LARGE SCALE RENTAL UNITS

| | | | | | | | | | | | | | | | | | |
|---------------------|-----|-----|---|---|----|-----|---|---|---|---|---|---|----|--------|------|----|----|
| Westline Apartments | 237 | 222 | 0 | 0 | 15 | 44 | 0 | 0 | 0 | 5 | 4 | 2 | 11 | 93.67% | 5.0% | 12 | -1 |
| Hanover Flats | 205 | 187 | 0 | 0 | 18 | 120 | 0 | 0 | 0 | 4 | 2 | 2 | 8 | 91.22% | 4.3% | 9 | -1 |

YET TO BE DEVELOPED

| | | | | | | | | | | | | | | | | | |
|-----------------------|-----|---|---|---|-----|---|---|---|---|---|---|---|---|-------|--|---|---|
| Woodsonia | 75 | 0 | 0 | 0 | 75 | 0 | 0 | 0 | 0 | 0 | 0 | 0 | 0 | 0.00% | | 0 | 0 |
| Water's Edge | 89 | 0 | 0 | 0 | 89 | 0 | 0 | 0 | 0 | 0 | 0 | 0 | 0 | 0.00% | | 0 | 0 |
| Morgan Ridge | 369 | 0 | 0 | 0 | 369 | 0 | 0 | 0 | 0 | 0 | 0 | 0 | 0 | 0.00% | | 0 | 0 |
| Evergreen | 389 | 0 | 0 | 0 | 389 | 0 | 0 | 0 | 0 | 0 | 0 | 0 | 0 | 0.00% | | 0 | 0 |
| Bennington Cottages | 56 | 0 | 0 | 0 | 56 | 0 | 0 | 0 | 0 | 0 | 0 | 0 | 0 | 0.00% | | 0 | 0 |
| Stratford Park - West | 236 | 0 | 0 | 0 | 236 | 0 | 0 | 0 | 0 | 0 | 0 | 0 | 0 | 0.00% | | 0 | 0 |
| Hagen Hills | 89 | 0 | 0 | 0 | 89 | 0 | 0 | 0 | 0 | 0 | 0 | 0 | 0 | 0.00% | | 0 | 0 |
| Prairie Ridge | 30 | 0 | 0 | 0 | 30 | 0 | 0 | 0 | 0 | 0 | 0 | 0 | 0 | 0.00% | | 0 | 0 |
| Majestic 178 Phase 2 | 96 | 0 | 0 | 0 | 96 | 0 | 0 | 0 | 0 | 0 | 0 | 0 | 0 | 0.00% | | 0 | 0 |

Option & Hardship 12 18 42 72

Total Enrollments 0 0 2,167 1,036 1,074 4,277

LOT INFORMATION

| | | | | | | | | | | | | | | | | | |
|--------------------------------|---------------|--------------|------------|-----------|--------------|------------|-----------|--|--|--|--|--|--|---------------|--------------|--------------|-------------|
| Construction Lot Totals | 8,578 | 6,612 | 125 | 14 | 1,827 | 256 | -1 | | | | | | | 82.52% | 55.6% | 4,619 | -414 |
| Large Scale Rentals | 442 | 409 | 0 | 0 | 33 | | | | | | | | | | Pre-K | 49 | |
| Development Lot Totals | 1,429 | 0 | 0 | 0 | 1,429 | | | | | | | | | | | | |
| TOTALS | 10,449 | 7,021 | 125 | 14 | 3,289 | | | | | | | | | | | | |

| | Occupied | Under Construct | Open Lots | Occupied 1 yr Diff. | Construct 1 yr Diff. |
|-----------------|------------|-----------------|------------|---------------------|----------------------|
| 2024 | 6,612 | 125 | 3,289 | 256 | -1 |
| 2023 | 6,423 | 126 | 3,491 | 344 | -52 |
| 2022 | 6,079 | 178 | 3,825 | 356 | -126 |
| 2021 | 5,723 | 302 | 1,021 | 421 | 2 |
| 2020 | 5,301 | 300 | 806 | 378 | 100 |
| 2019 | 4,914 | 200 | 875 | 335 | -70 |
| 2018 | 4,579 | 270 | 1,151 | 318 | 55 |
| 2017 | 4,149 | 215 | 908 | 400 | 4 |
| 2016 | 3,445 | 211 | 1,026 | 276 | 60 |
| 2015 | 3,169 | 151 | 1,125 | 185 | 38 |
| 2014 | 2,984 | 113 | 1,160 | 167 | 9 |
| 2013 | 2,391 | 104 | 1,305 | 139 | 38 |
| 2012 | 2,256 | 66 | 1,480 | 103 | -5 |
| 2011 | 2,153 | 71 | 1,575 | 127 | 9 |
| 2010 | 2,027 | 62 | 1,705 | 155 | -25 |
| 2009 | 1,872 | 87 | 1,693 | 280 | -70 |
| 2008 | 1,592 | 157 | 1,865 | 230 | -13 |
| 2007 | 1,362 | 170 | 2,028 | 205 | 11 |
| 2006 | 1,156 | 159 | 2,140 | 269 | -44 |
| 2005 | 891 | 200 | 1,135 | 296 | 15 |
| Avg. | 163 | 163 | 262 | 262 | |
| 5 Yr Avg | 206 | 206 | 351 | 351 | |

**RESOLUTION CALLING
GENERAL OBLIGATION SCHOOL BUILDING BONDS
SERIES 2019
FOR REDEMPTION PRIOR TO MATURITY**

BE IT RESOLVED by the Board of Education (the “Board”) of Douglas County School District 0059, in the State of Nebraska (aka Bennington Public Schools) (the “District”), as follows:

Section 1. That the following portion of outstanding bonds of the District are hereby called for redemption on **February 14, 2025**, at Par plus accrued interest to the date fixed for redemption:

General Obligation School Building Bonds, Series 2019, date of original issue – March 15, 2019, issued in the original principal amount of Twenty-two Million Nine Hundred Eighty-five Thousand Dollars (\$22,985,000), becoming due and bearing interest as follows:

| <u>Redemption Amount</u> | <u>Maturity – June 15,</u> | <u>Interest Rate</u> | <u>CUSIP</u> |
|------------------------------|--------------------------------|----------------------|--------------|
| \$930,000 | 2029 | 4.000% | 259353 JX9 |
| 560,000 | 2030 | 4.000 | 259353 JY7 |
| 510,000 | 2031 | 4.000 | 259353 JZ4 |

Said bonds are hereinafter referred to as the “Redeemed Bonds.”

The Redeemed Bonds are subject to redemption at any time on or after March 15, 2024, at par plus accrued interest to the date fixed for redemption. Said Redeemed Bonds were issued by said District for the purpose of pay a portion of the costs of constructing, renovating, equipping and furnishing certain educational facilities for use by the District, and to pay certain costs of issuance associated with the Bonds.

Section 2. Said Redeemed Bonds shall be presented for payment at the office of BOKF, N.A., Lincoln, Nebraska, as Paying Agent and Registrar (the “Paying Agent”) of the Redeemed Bonds.

Section 3. A copy of this resolution shall be filed immediately with the Paying Agent, not less than thirty days prior to said date fixed for redemption. The Paying Agent is hereby directed to mail notice to all registered owners of the Bonds to be redeemed not less than thirty days prior to the date fixed for redemption in accordance with their authorizing resolution and to take all other actions deemed necessary in connection therewith.

ADOPTED this 13th day of January, 2025.

DOUGLAS COUNTY SCHOOL DISTRICT 0059,
IN THE STATE OF NEBRASKA

ATTEST:

By: _____
President

Secretary

**ACKNOWLEDGMENT OF RECEIPT OF
NOTICE OF MEETING**

The undersigned Members of the Board of Education of Douglas County School District 0059 (Bennington Public Schools), in the State of Nebraska, hereby acknowledge receipt of advance notice of a meeting of the Board of Education of said District and the agenda for such meeting held at _____ o'clock P.M., on January 13, 2025 at _____, in Bennington, Nebraska.

DATED January 13, 2025

I hereby certify that _____ was absent from the meeting but that, to my personal knowledge, such member(s) received advance notice of the meeting and agenda.

Board Secretary

MINUTES OF MEETING

A meeting of the Board of Education (the "Board") of Douglas County School District 0059 (Bennington Public Schools), in the State of Nebraska (the "District"), was convened in open and public session at _____ o'clock, P.M. on January 13, 2025, at _____, in Bennington, Nebraska. Present were: _____
_____. Absent were: _____.

Notice of the meeting was given in advance thereof by (posting) (publication), one of the District's designated methods for giving notice, a copy of the (certificate of posting) (proof of publication) being attached to these Minutes. Notice of this meeting was given in advance to all members of the Board and a copy of their Acknowledgment of Receipt of Notice is attached to these Minutes. Availability of the Agenda was communicated in the advance notice and in the notice to the members of this meeting. The President publicly stated at the beginning of the meeting to all in attendance that a current copy of the Nebraska Open Meetings Act was available for review and indicated the location of such copy in the room where the meeting was being held. All proceedings of the Board were taken while the convened meeting was open to the attendance of the public.

Member _____ offered the following resolution and moved its passage and adoption:

RESOLUTION

BE IT RESOLVED BY THE BOARD OF EDUCATION (THE "BOARD") OF DOUGLAS COUNTY SCHOOL DISTRICT 0059 (BENNINGTON PUBLIC SCHOOLS), IN THE STATE OF NEBRASKA (THE "DISTRICT") AS FOLLOWS:

Section 1. The Board hereby finds and determines that the District is fully organized as a Class III School District under Chapter 79, Reissue Revised Statutes of Nebraska, 2014, as amended, embracing territory having a population of not more than one hundred fifty thousand inhabitants and maintaining both elementary and high school grades under the direction of a single board of education.

Section 2. The Board further finds and determines that it is necessary that funds be provided for the purpose of paying the costs of constructing, acquiring and improving District facilities, which shall include a new high school building and related facilities, providing for necessary furniture, technology, and apparatus for such building, facilities, and additions; for such purposes it will be necessary to issue bonds of the District in one or more series in the total principal amount not to exceed \$112,000,000; and that a proposition for the issuance of bonds for such purpose has not been submitted to the electors of the District within six months preceding the date of the election called for by this resolution.

Section 3. It is hereby ordered that a special election is hereby called and shall be held within the District on March 11, 2025, at which election there will be submitted to the qualified voters of the District for approval or rejection of the following proposition:

“Shall Douglas County School District 0059 (Bennington Public Schools), in the State of Nebraska, issue the bonds of said District in the principal amount of not to exceed One Hundred Twelve Million Dollars (\$112,000,000) for the purpose of paying the costs of constructing, acquiring and improving District facilities, which shall include a new high school building and related facilities, providing for necessary furniture, technology, and apparatus for such building, facilities, and additions; said bonds to be issued from time to time as may be determined by the Board of Education, to bear interest at a rate or rates to be determined by the Board of Education and to become due at such time or times as may be fixed by the Board of Education; and

“Shall the District cause to be levied and collected annually a special levy of taxes against all the taxable property in said District sufficient in rate and amount to pay the interest and principal of said bonds as the same become due?”

Section 4. The ballots to be voted upon and cast at said election shall have printed thereon the foregoing proposition, followed by the words: “FOR said bonds and tax” and “AGAINST said bonds and tax” following said proposition. Qualified electors voting in favor of said proposition shall blacken completely the oval opposite the words “FOR said bonds and tax” following said proposition, and qualified electors voting against said proposition shall blacken completely the oval opposite the words “AGAINST said bonds and tax” following said proposition.

Section 5. Notice of said election shall be given to the qualified electors of said District at least twenty (20) days prior to such election and copy of the sample ballot shall be published one time not more than ten (10) days nor less than three (3) days prior to the election, such notice and sample ballot to be published in *The Daily Record*, a legal newspaper of general circulation in said District, and each of the Secretary of the District or Superintendent of Schools be and hereby is directed to cause such notice and sample ballot to be published.

Section 6. The form of ballot and form of special notice of said bond election shall be substantially in the form submitted to this meeting (with any changes as may be necessary or advisable based on information provided by the Election Commissioner or bond counsel), a copy of which forms shall be made a part of the minutes. The Secretary of the District or Superintendent of Schools each is hereby authorized and directed, in conjunction with the Election Commissioner conducting the election, to arrange for the printing of the necessary ballots for said election and to do all other things and take all other action appropriate or necessary in order to cause said proposition to be submitted to the qualified electors of the District as provided herein. The Secretary of the District or Superintendent of Schools shall furnish the final form of ballot to the Election Commissioner not less than fifteen (15) days prior to the date of the special election.

Section 7. Said election shall be conducted in accordance with Section 10-701 et seq., R.R.S. 2012, as amended, and the Election Act. Pursuant to Section 32-952 of the Election Act it is determined that such special election is to be conducted by mail and the Election Commissioner shall submit to the Secretary of State of Nebraska a written plan for the conduct of the election on the question of issuing the Bonds in accordance with the Election Act.

Section 8. The Secretary of the District or Superintendent of Schools each is authorized and directed to certify a copy of this Resolution to the Election Commissioner of Douglas County (which County contains the greatest number of electors in the District entitled to vote on the above proposition) no later than January 17, 2025, which Election Commissioner shall conduct the election as provided by law. The District does hereby agree to reimburse said Election Commissioner for the expenses of conducting the election. Ballots for voting by electors in counties other than Douglas County shall be certified across county lines and voted, counted and canvassed as provided by law.

Section 9. The Election Commissioner is authorized and directed to make all necessary arrangements for submitting said proposition at such election and to mail ballots to the registered voters as provided by law.

The foregoing resolution having been read in its entirety, Member _____ seconded the motion for its passage and adoption. After consideration, the roll was called and the following members voted in favor of the passage and adoption of said resolution:

_____. The following members voted against the same: _____.

The passage of said resolution having been consented to by a majority vote of the members of the Board of Education, the President declared the resolution duly passed and adopted.

Secretary

President

**NOTICE OF ELECTION
DOUGLAS COUNTY SCHOOL DISTRICT 0059
(BENNINGTON PUBLIC SCHOOLS)
IN THE STATE OF NEBRASKA**

Public notice is hereby given to the qualified electors of Douglas County School District 0059 (Bennington Public Schools), in the State of Nebraska, that at a special election called and to be held on March 11, 2025, there shall be submitted to the qualified electors of the District the following proposition:

PROPOSITION

“Shall Douglas County School District 0059 (Bennington Public Schools), in the State of Nebraska, issue the bonds of said District in the principal amount of not to exceed One Hundred Twelve Million Dollars (\$112,000,000) for the purpose of paying the costs of constructing, acquiring and improving District facilities, which shall include a new high school building and related facilities, providing for necessary furniture, technology, and apparatus for such building, facilities, and additions; said bonds to be issued from time to time as may be determined by the Board of Education, to bear interest at a rate or rates to be determined by the Board of Education and to become due at such time or times as may be fixed by the Board of Education; and

“Shall the District cause to be levied and collected annually a special levy of taxes against all the taxable property in said District sufficient in rate and amount to pay the interest and principal of said bonds as the same become due?”



FOR said bonds and tax



AGAINST said bonds and tax

Electors voting in favor of said proposition shall blacken completely the oval opposite the words “FOR said bonds and tax” following said proposition, and electors voting against said proposition shall blacken completely the oval opposite the words “AGAINST said bonds and tax” following said proposition.

Election by Mail

This election will be an election by mail. Each registered voter residing within the District will receive a ballot by mail at his/her address as it appears on the voter registration register; and therefore no polling places will be open for voting. Ballots will be mailed by the Douglas County Election Commission and Washington County Clerk between February 17, 2025 and March 1, 2025.

Voter Registration Deadlines

1. Residents within the District and Douglas County must register at the Douglas County Election Commission.
2. Residents within the District and Washington County must register with the Washington County Clerk.
3. February 21, 2025: is the last day for mail-in registrations, registrar registrations, delivered registrations and agency registrations (3rd Friday prior to the election).
4. February 28, 2025: is the last day for in-person voter registration in the office of the Election Commissioner of Douglas County (6:00 p.m.).

Ballot Return Deadline

1. All voted ballots must be received by the respective election office no later than 5:00 p.m. on Tuesday, March 11, 2025.
2. Ballots voted by Douglas County voters must be delivered or mailed to the Douglas County Election Commission at 12220 W Center Road, Omaha, Nebraska 68144 or placed in a Douglas County Election Commission official ballot drop box. Drop box locations available for this election are as follows:
 - City/County Building: 1819 Farnam Street, Omaha
 - South Omaha Library: 2808 Q Street, Omaha
 - Charles B. Washington Branch Library: 2868 Ames Avenue, Omaha
 - Clarkson College Parking Lot 8: 42nd and Farnam Street, Omaha
 - Goodwill: 4805 N 72nd Street, Omaha
 - Ralston Police Department: 7400 Main Street, Ralston
 - Asian Market: 321 N 76th Street, Omaha
 - Milton R. Abrahams Branch Library: 5111 N 90th Street, Omaha
 - Douglas County Election Commission: 12220 W Center Road, Omaha
 - Douglas County Engineer's Office: 15505 W Maple Road, Omaha
 - Millard Public Schools Foundation: 5225 S 159th Avenue, Omaha
 - Spring Ridge Shopping Center: 178th and Pacific Street, Omaha
 - Bess Johnson Elkhorn Branch Library: 2100 Reading Plaza, Elkhorn
3. Ballots voted by Washington County voters must be delivered or mailed to the Washington County Clerk at 1555 Colfax St, Blair, Nebraska 68008 or placed in the Washington County official ballot drop box.

Douglas County Election Commission

Address: 12220 W. Center Road, Omaha, Nebraska 68144

Location: Northwest corner of 120th and Center Streets in Bel Air Plaza

Phone: (402) 444-VOTE (8683)

Fax: (402) 444-4181

Website: www.votedouglascounty.com
Email: early.voting@votedouglascounty-ne.gov
Office Hours: 8:30 a.m. to 5:00 p.m., Monday through Friday, excluding federal holidays

Washington County Clerk

Physical Address: 1555 Colfax Street, Blair, NE 68008
Mailing Address: PO Box 466, Blair, NE 68008
Phone: (402) 426-6822
Fax: (402) 426-6825
Website: www.co.washington.ne.us/clerk.html
Email: clerk@washingtoncountyne.gov
Office Hours: 8:00 a.m. to 4:30 p.m., Monday through Friday, excluding federal holidays
Regular Office Hours: 8:30 a.m. to 5:00 p.m., Monday through Friday, excluding holidays

BY ORDER OF THE BOARD OF EDUCATION OF SAID DISTRICT.

Secretary

President


District - PUBLISH - 4 Times (February 11, February 18, February 25, and March 4, 2025)

SAMPLE BALLOT

The Election Commissioner of Douglas County is conducting a special election for Douglas County School District 0059 (Bennington Public Schools). This is an election by mail; therefore, no polling places will be open for voting. The official date of the election is Tuesday, March 11, 2025. The deadline for receipt of voted ballots in the Douglas County Election Commissioner's office is Tuesday, March 11, 2025 at 5:00 p.m.

INSTRUCTIONS TO VOTER

The following are instructions on how to vote your ballot. Please follow these instructions precisely, otherwise, your ballot may not be counted.

1. Verify that there are initials of an election official at the bottom of the ballot.
 2. Verify that there are no voting marks on the ballot.
 3. Use a blue or black pen to mark the ballot.
 4. Fill in the oval completely () next to either "FOR said bonds and tax" or "AGAINST said bonds and tax". Circling or placing other marks outside of the oval will not suffice.
 5. Do not overvote or your vote will not be counted.
 6. Do not cross out or erase. If you make a mistake, write "VOID" across the face of the ballot and call the Douglas County Election Commissioner for instructions.
 7. After voting, insert the ballot into the *Return Identification Envelope* and then complete, sign and seal the *Return Identification Envelope*.
 8. Any person physically unable to sign the envelope must make his/her "mark" and have a witness write the voter's name and sign on the witness line below.
 9. Failure to complete and sign the *Return Identification Envelope* will cause the ballot to be rejected.
 10. Place postage on the envelope (\$0.73).
 11. Mail or deliver your ballot to the Election Commissioner of Douglas County, 12220 W. Center Road, Omaha, NE 68144 or to one of the Douglas County ballot drop box locations listed on http://votedouglascounty.com/early_voting.aspx#dropboxes. Your ballot must be in the possession of the Douglas County Election Commissioner by 5:00 p.m. on Tuesday, March 11, 2025.
 12. Contact the Election Commissioner of Douglas County at (402-444-8683) if you have any problems or questions.
-

OFFICIAL BALLOT

SCHOOL BOND ELECTION

**DOUGLAS COUNTY SCHOOL DISTRICT 0059
(BENNINGTON PUBLIC SCHOOLS)
IN THE STATE OF NEBRASKA**

TUESDAY, MARCH 11, 2025

“Shall Douglas County School District 0059 (Bennington Public Schools), in the State of Nebraska, issue the bonds of said District in the principal amount of not to exceed One Hundred Twelve Million Dollars (\$112,000,000) for the purpose of paying the costs of constructing, acquiring and improving District facilities, which shall include a new high school building and related facilities, providing for necessary furniture, technology, and apparatus for such building, facilities, and additions; said bonds to be issued from time to time as may be determined by the Board of Education, to bear interest at a rate or rates to be determined by the Board of Education and to become due at such time or times as may be fixed by the Board of Education; and

“Shall the District cause to be levied and collected annually a special levy of taxes against all the taxable property in said District sufficient in rate and amount to pay the interest and principal of said bonds as the same become due?”



FOR said bonds and tax



AGAINST said bonds and tax

Electors voting in favor of said proposition shall blacken completely the oval opposite the words “FOR said bonds and tax” following said proposition, and electors voting against said proposition shall blacken completely the oval opposite the words “AGAINST said bonds and tax” following said proposition.

PUBLISH - 1 Time (Between March 1, 2025, and March 8, 2025)

CERTIFICATION OF RESOLUTION CALLING ELECTION

The undersigned Secretary of the Board of Education (the "Board") of Douglas County School District 0059 (Bennington Public Schools), in the State of Nebraska (the "District") hereby certifies that attached to this certificate is a true, correct and complete copy of a resolution (the "Resolution") adopted by a majority vote of the members of the Board of the District at a meeting of said Board duly called and held on January 13, 2025, pursuant to published notice as required by law and at which a quorum was present. Such Resolution calls for a special election to be held on the question of issuing bonds on March 11, 2025. Such Resolution is in full force and effect and has not been modified.

The undersigned Secretary further certifies that:

1. Douglas County represents the county having the greatest number of electors entitled to vote on the question.
2. The territory of the District also includes electors residing in Washington County.
3. The Resolution designates the form of ballot for the question to be submitted at such election.
4. For information purposes, the form of notice of election and form of sample ballot which the District will publish are attached to the Resolution.

Dated this ___ day of _____, 2025.

Secretary of the Board of Education of
Douglas County School District 0059

RECEIPT OF ELECTION COMMISSIONER

Receipt of the foregoing Certificate and attached Resolution on this ___ day of _____, 2025, is hereby acknowledged.

**ELECTION COMMISSIONER OF
DOUGLAS COUNTY, NEBRASKA**

By: _____
Name/Title: _____




Proposed Bond Issue

High School #2




Final Information First



Bond Issue:

Total Bond Issue: \$112,000,000


Reduction of \$7,000,000 (5.88%)



Project:

Total Project Cost: \$124,645,829


Reduction of \$3,872,289 (3.01%)



Timeline:

Building Open for the 2028-29 School Year

Delayed one year from 2027-28



Levy Impact:

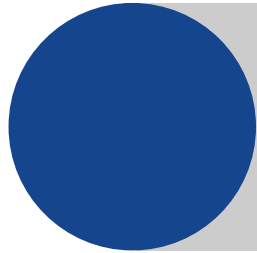
Tax Rate Increase will be 0.0 cents

Reduction of 4.9 cents (12.04% Bond Levy Reduction)

Project Goals

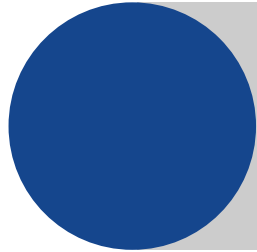


Goals



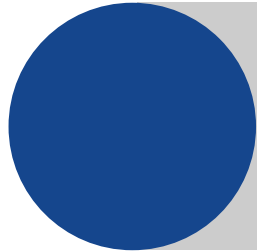
Fairness between buildings

All BPS kids will have the same opportunities and facilities.



Levy impact as low as possible

BPS wants to ensure education remains as affordable as possible.



Long term sustainability of the building

BPS wants to ensure the education is high-quality, and all facilities are meeting the needs of both current and future enrollment.

Why Is This Project Needed?



High School Enrollment



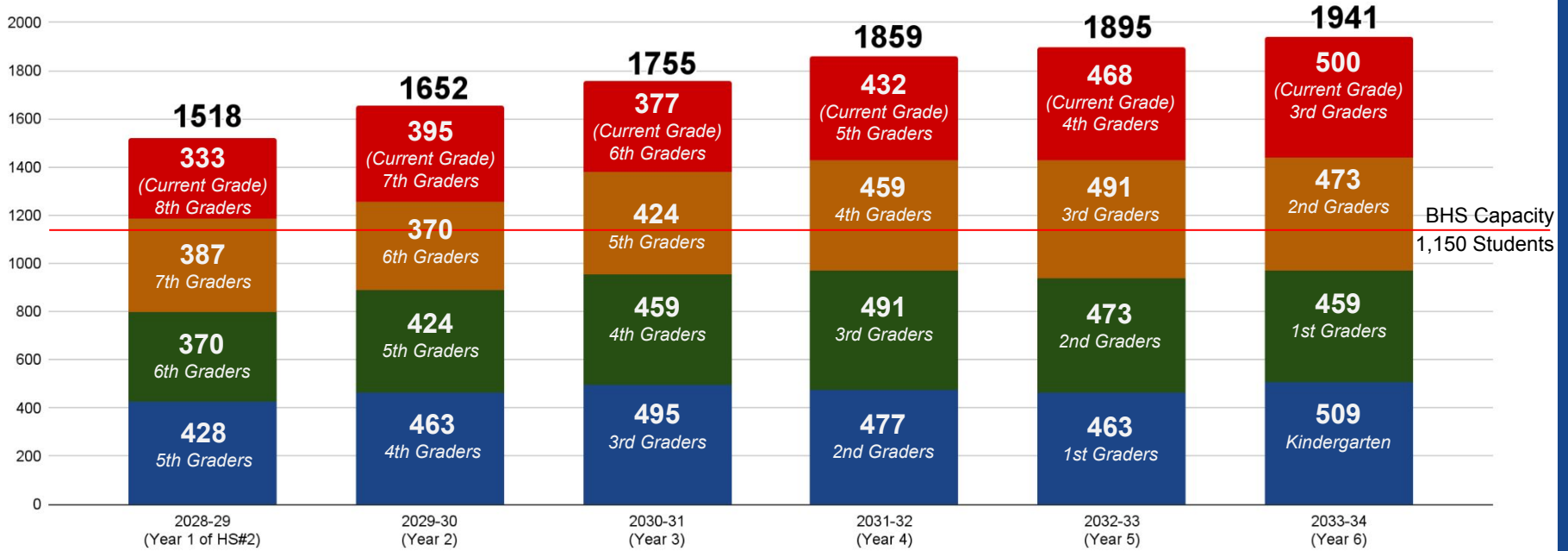
| | No Growth | | | Historical Growth | | |
|---------|---------------|------------|-----------------|-------------------|------------|-----------------|
| | # of Students | % Capacity | # Over Capacity | # of Students | % Capacity | # Over Capacity |
| 2024-25 | 1,081 | 94.00% | -69 | 1,081 | 94.00% | -69 |
| 2025-26 | 1,151 | 100.01% | 1 | 1,164 | 101.22% | 14 |
| 2026-27 | 1,246 | 108.35% | 96 | 1,294 | 112.52% | 144 |
| 2027-28 | 1,307 | 113.65% | 157 | 1,396 | 121.39% | 246 |
| 2028-29 | 1,369 | 119.04% | 219 | 1,518 | 132.00% | 368 |
| 2029-30 | 1,453 | 126.35% | 303 | 1,652 | 143.65% | 502 |



What does this mean for my kids?



High School #2 is Projected to Open for the 2028-29 School Year



This is a decision for the entire community and all parents!

From Feedback to Progress

How Community Feedback
Shaped the New Proposal



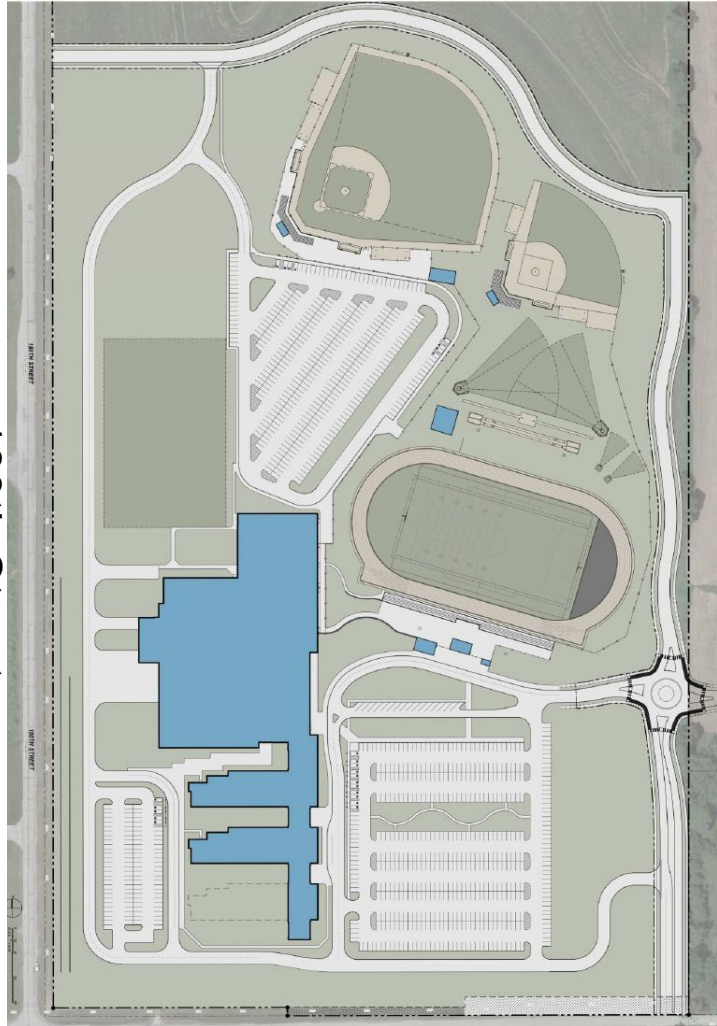
Scope of the Project



High School #2

180th & Military Road

- Infrastructure
 - Paving Gravel on 180th Street
 - North Property Not Developed
- 1,000 Student Capacity
 - Classrooms
 - 700 Parking Stalls
- 1,500 Student Capacity
 - Cafeteria
 - Hallways
 - Bathrooms
 - Collaborative Spaces
 - Offices
 - Locker Rooms
 - Competition Gym
 - Auditorium



180th Street

Military Road

Academic Areas



- 26 Classrooms
 - Core Instruction
- 6 Science Labs
- 2 Flex Labs
- Visual Arts
- Business

Other Spaces include:

- Media Center
- Counseling Center
- Common Teacher Plan Space

1st Floor



2nd Floor



Career & Technical Education

- High School #2
 - Small Engines, Welding
 - Health Sciences Pathway
- Bennington High School
 - Construction Trades, Drafting
 - Education Pathway
- Students will be provided the option to go to either school for CTE courses.
 - More programming partnerships between buildings would continue to be explored
 - These additional offerings will allow us more opportunity to seek public/private partnerships such as with Metro Community College

Fine Arts

- Auditorium
 - Includes storage, scene shop, dressing, and make-up rooms
- Vocal & Instrumental Music Classrooms
 - Includes storage, practice rooms

Other Areas



Physical Education & Extracurricular Activities

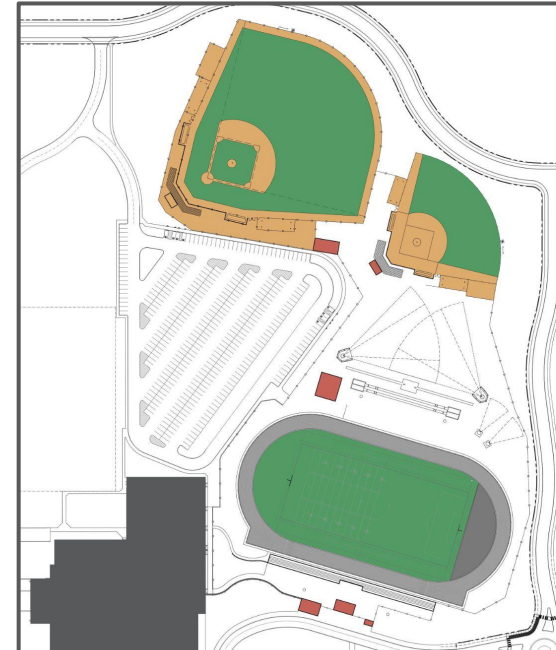
Physical Education

- Competition & Auxiliary Gyms
- Track and Field
- Weight Room
- Locker Rooms

Extracurricular Activities

Provide the same opportunities at both schools:

- Practice/Lower Level Turf Field
 - **Varsity Contests Will Be At the Current High School Stadium**
- Wrestling Rooms
- Baseball Field
- Softball Field
- Tennis Courts



Comparison

Total Square Footage:

- Proposed High School #2

239,500 sq ft

- 2022 Design: 281,372 sq ft
- 2024 Design: 252,500 sq ft



Comparison

Cost Per Square Foot:

- Proposed High School #2

\$407.78/sq ft



Construction Timeline

- Vote on March 11, 2025
- 7 months for Platting and Certification
- 31 Months for Construction
- 3 Months for Winter Conditions
- Open for the 2028-29 School Year



Cost of Project



Cost of the Project



| | |
|-------------------------------------------------------------|----------------------|
| Construction Costs | \$97,664,070 |
| Equipment/Furniture/Technology | \$7,903,500 |
| Architect/Engineering Fee | \$5,134,314 |
| Infrastructure (Internal and Paving Gravel on 180th Street) | \$7,556,220 |
| Jurisdictional/Utilities | \$2,255,109 |
| General Expenses | \$714,373 |
| Design Contingency (3.5%) | \$3,418,242 |
| Total Estimated Costs | \$124,645,829 |

Total Cost of the Bond Issue: \$112,000,000

**Total cost of all projects is \$124,645,829. Bennington Public Schools will be using \$12,645,829 of the District reserves.*

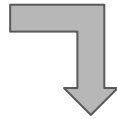
Cost Reductions



How did the construction price go down \$1,914,237?


\$99,578,307

Construction Costs from
2024 Bond Issue



\$106,119,710

New Construction Costs
Due to Inflation &
Updated Bids



\$8,455,640

Cuts made



\$97,664,070

New Construction Costs
2025 Proposed Bond Issue

41 value engineering cuts were made including:

- Reduction of Square Footage
 - 12,000 sq ft
- Material Changes
 - More Cost Effective Materials
- Parking Lot Reduction
 - 300 Stall Reduction
- Activity Facility Reductions
 - Seating, Scope, & Amenities

Bond Information





Bond Issuance Information

- Voter Approved, Tax Exempt General Obligation Bonds
- 21 Year Serial Bonds
- Total amount to be bonded
 - \$112,000,000
- Estimated True Interest Rate
 - 4.15%
- Tax Rate Increase - 0%
 - Levy Reduction Opportunity After 7 Years



Bond Differences



How is this Bond different from the 2024 bond?

| | Bond Amount | Levy Total | Tax Rate Increase | Length | Interest | Principal Payments | Lowest Reserve | District Funds Used |
|------------|---------------|--------------------|-------------------|-------------|----------|--------------------|----------------|---------------------|
| 2024 | \$119,000,000 | 40.7¢ (8 Years) | +4.9¢ | 22 Years | 4.42% | 3-5 Years | \$5,824,979 | \$9,518,118 |
| 2025 Model | \$112,000,000 | 35.8¢ (7 Years) | 0¢ | 21 Years | 4.15% | 3-5 Years | \$5,731,260 | \$12,645,829 |
| Difference | -\$7,000,000 | -4.9¢ (1 Year) | -4.9¢ | -1 Year | -0.27% | Same | -\$93,719 | +\$3,127,711 |

Community Feedback



Community Feedback



BPS sent out multiple surveys in the 2022 & 2024 bond issue process. Throughout all surveys:

68-72% of the community supports the construction of a second high school

There were three areas of improvement that presented themselves:



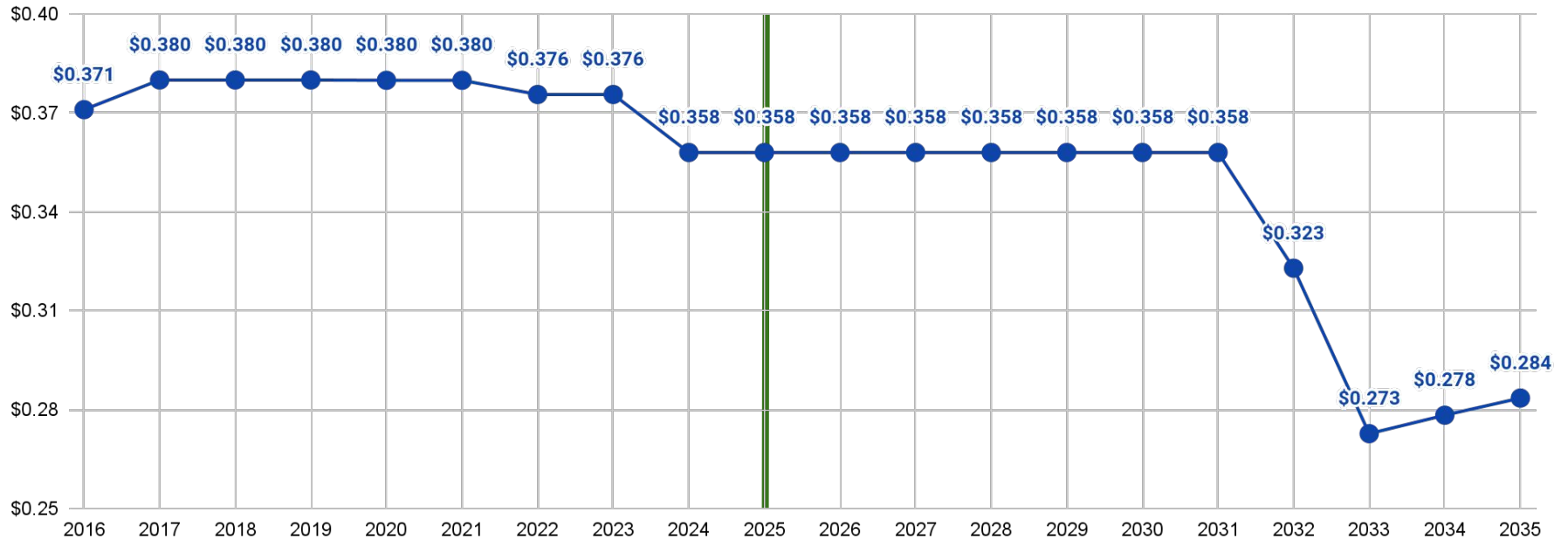
**Lower the
Levy Impact**

**Decrease the
Bond Debt**

**Communicate
More
Effectively**

Lower the Levy Impact

How would this proposal impact the bond tax levy over time?

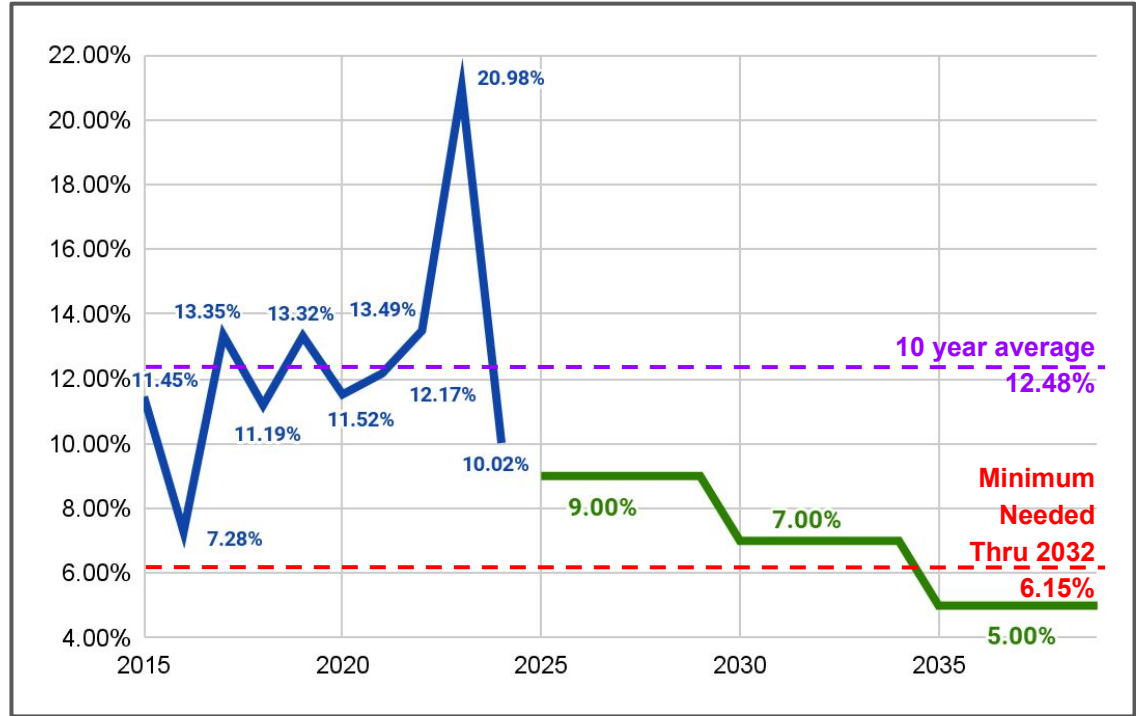


Valuation & Actual Tax Growth



Valuation Estimate of 9% for five years:

- Valuation estimate of 9% does **NOT** mean your individual home valuation or property taxes will go up by 9%
- Actual growth achieved by new homes and modest increases on existing home valuations
- Percentage of growth that was new homes/businesses:
 - 2023 - 8.22%
 - 2024 - 7.50%
 - 2025 - 2.98%



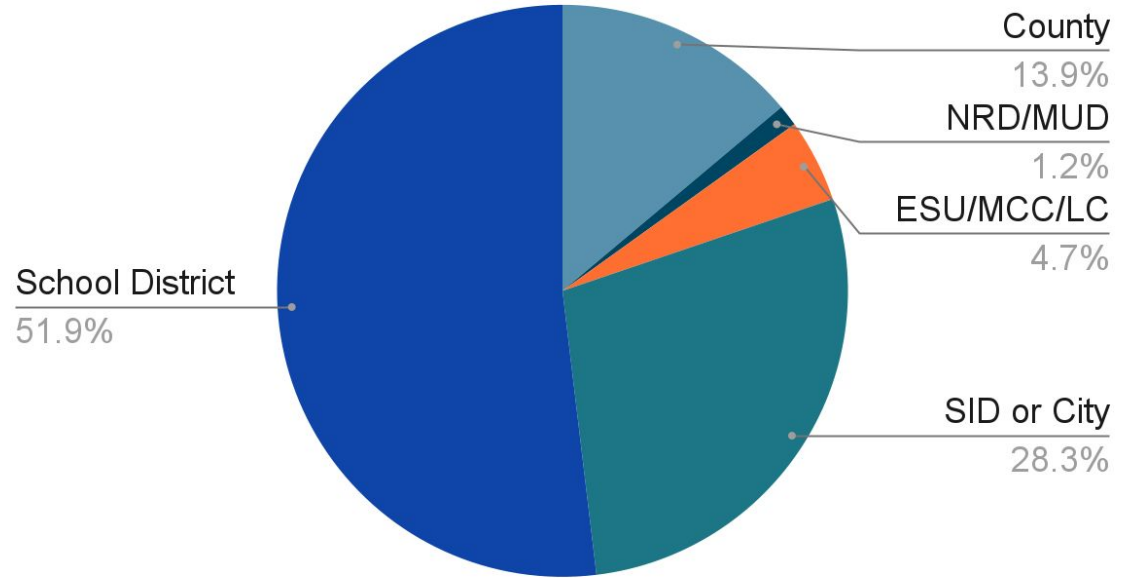
School Property Taxes



Nebraska Property Tax Credit

- Nebraska provides a property tax credit for both school district and community college property taxes paid.
- This will now be **automatically** credited and reduced from your property tax bill starting in January 2025.

Property Tax Levy Breakdown



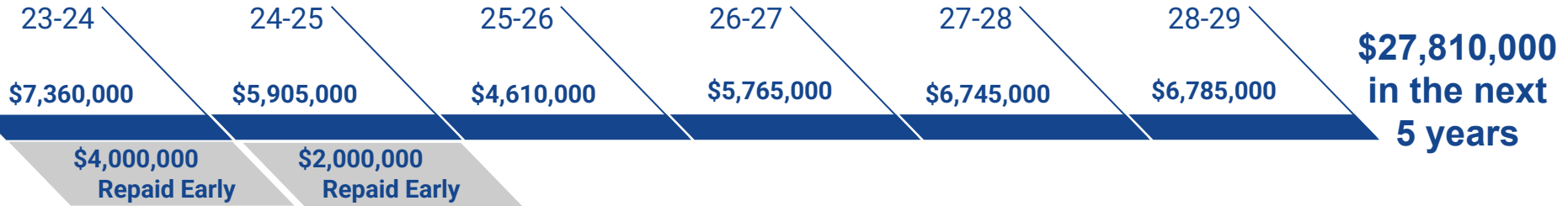
Decrease the Bond Debt



Bond Debt Information

Principal Payments

The District began 2024-25 with \$165,270,000 in outstanding debt



Projected to pay off \$63,900,000 in bond principal over the next 10 years

Opportunities to pay off principal even earlier based on valuation changes over the years.

Projected to pay off \$109,860,000 in bond principal over the next 15 years

\$27,810,000
Next 5 Years

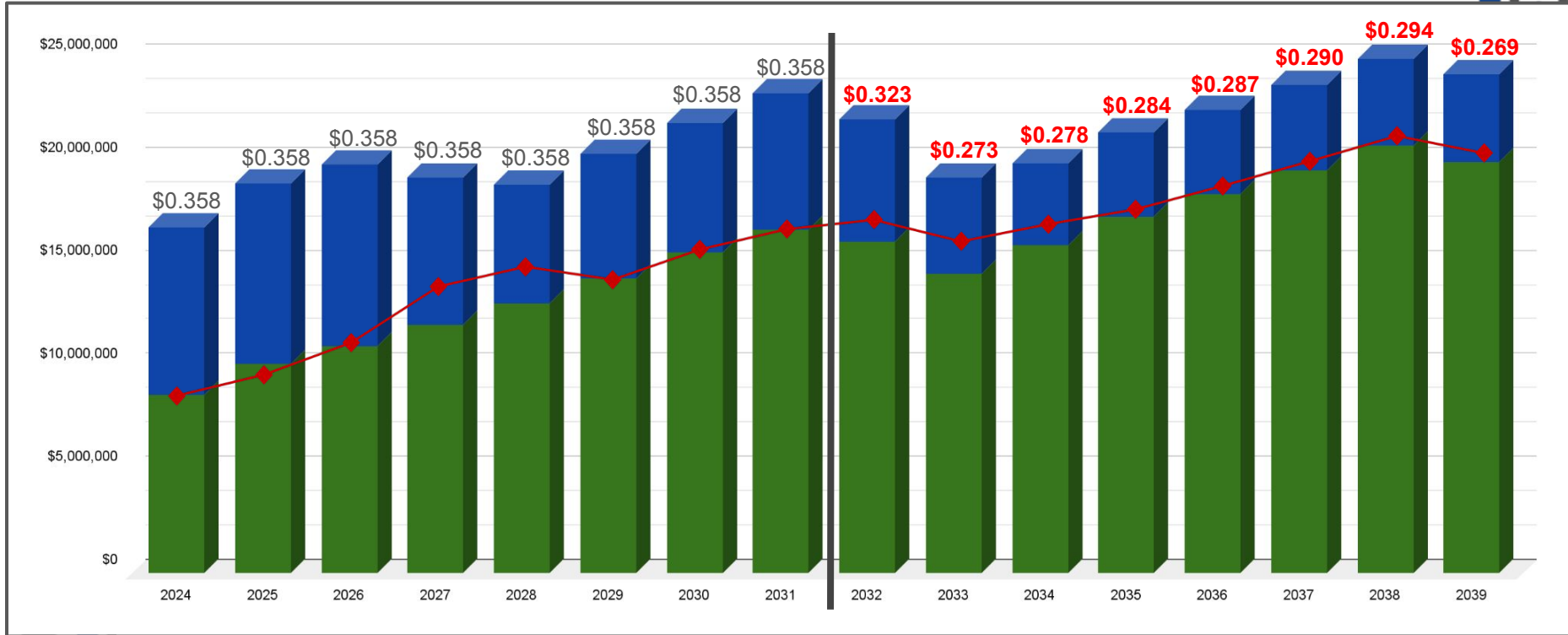
\$36,090,000
Years 6-10

\$45,960,000
Years 11-15

\$55,410,000
Remaining 8 Years

These are scheduled principal payments but could be accelerated

Bond Repayment Information



Revenue

Reserves

Bond Payment



Communicate More Effectively



Communication Plan



Direct Mailing

At least three mailings with information mailed to every home in the district.

Website

Dedicated section created on the District website.

Community Meetings

At least three community meetings will be held. Various meetings with other community PTO's and organizations.

Signs & Flyers

Informational signs and flyers will be posted throughout the community.

Social Media

Information shared to the District Facebook page at least twice a week.

Media

Media stories with the Bennington Herald, Omaha World Herald, & Local News Stations (KETV, WOWT, KMTV)



Community Feedback



BPS sent out multiple surveys in the 2022 & 2024 bond issue process. Throughout all surveys:

68-72% of the community supports the construction of a second high school

There were three areas of improvement that presented themselves:

Lower the Levy Impact

4.9¢ Tax Rate Increase



0.0¢ Tax Rate Increase

Decrease the Bond Debt

\$6 Million Paid Early
in the Last 12 Months



Payments on principal
are accelerating

Communicate More Effectively

- Feedback Survey
- Feedback Meetings
- Community Meetings
- Mailers
- Social Media
- Signs & Flyers
- TV
- Website



Accommodations



Accommodations at BHS



Limited Registration

- Sections of classes are at capacity.
- Electives at risk of being limited or not offered.

Traveling Teachers

Teachers that travel to a different classroom each period of the day.

Parking

- There are a total of 693 parking stalls at BHS.
- There are 89 passes assigned to staff members.
- There 634 passes assigned to students.

Seniors Leaving the Building

Seniors on track to graduate have the option to take early release for up to four periods.

Juniors Leaving the Building

Juniors on track to graduate have the option to take early release for one period.

Participation Rates/Cuts

With the same number of teams, increased tryouts mean more students may be cut and fewer can participate.

Modular Classrooms

Modular classrooms are structures that would be placed on the outside of the school to maintain class size & accommodate enrollment.

Accommodations at BHS



| | 2024-25 | 2025-26 | 2026-27 | 2027-28 | 2028-29 |
|----------------------------------------------------------------|-------------------------------------------------------------------------------------------------------------------------------------------------------------------------------|---------------------------------------------------------------------------------------------------------------------------------------|-------------------------------------------------------------------------------------------------------------------------------------------------------------------------|-------------------------------------------------------------------------------------------------------------------------------------------------------------------|---------------------------------------------------------------------------------------------------------------------------------------------------------------------------------------------------|
| Sections at Capacity | 51 | 55 | 58 | 60 | 60 |
| Elective courses at risk of being limited or not being offered | 1 | 4 (FCS, Woods) | 6 (Art, Weight) | 6 | 8 |
| Traveling Teachers | 4 | 6 | 8 | 10 | 12 |
| Parking | <ul style="list-style-type: none"> 59% of students can have a parking pass 92% of parking stalls utilized Shuttle from BMS and freshman lots | <ul style="list-style-type: none"> 55% of students can have a parking pass Shuttle from BMS and freshman lots | <ul style="list-style-type: none"> 50% of students can have a parking pass Shuttle from BMS and freshman lots Decrease freshmen passes | <ul style="list-style-type: none"> 47% of students can have a parking pass Shuttle from BMS and freshman lots No freshmen passes | <ul style="list-style-type: none"> 45% of students can have a parking pass Shuttle from BMS and freshman lots No freshmen passes Limit sophomore passes |
| Early Release (# of hours they can take release) | Seniors - 4 Juniors - 1 | Seniors - 4 Juniors - 1 | Seniors - 4 Juniors - 2 | Seniors - 4 Juniors - 2 | Potentially Reduce Graduation Requirements |
| Cuts/Limits to Athletics & Activities | <ul style="list-style-type: none"> Band & Choir have multiple classes 6 sports have cuts | <ul style="list-style-type: none"> Limits to drama casts 1 additional sports cut or split practice | <ul style="list-style-type: none"> Potential limits to large sports teams Move to Class A | <ul style="list-style-type: none"> Potential limits to all activities | <ul style="list-style-type: none"> Potential limits to all activities |
| Modulars will need to be utilized | | | Possibly | Possibly | Yes |

Now is the Time...
Vote!



Now is the Time... VOTE!

Are You Registered to Vote on the Bond Issue?

- You will need to register if your address has changed since the last time you voted.
- Ballots will be mailed after your application has been processed.

Register Online

- Visit: https://votedouglascounty.com/voter_registration.aspx
- Must complete online registration by **February 21st**

Register In Person

- Go to the Douglas County Election Commission
 - 12220 W Center Road, Omaha, NE 68144
- Must complete in-person registration by **February 28th**



If you are not registered by February 28th, YOU ARE NOT ELIGIBLE TO VOTE

The Voting Process, It's as Easy as 1, 2, 3!



After voting, put the ballot in the provided envelope and then...

1. Write your driver's license or state ID number on the ballot return envelope or enclose copy of your photo ID in your ballot return envelope.
2. Sign the back of the envelope.
3. Submit your ballot to the Election Office
 - a. Put a stamp on the envelope and mail through the post office
 - i. **March 4th** is the last day to mail ballots
 - b. Drop the envelope off at a drop box or at the Election Office
 - i. Drop Box Locations Near Bennington
 1. Douglas County Election Office (12220 W Center Road)
 2. Douglas County Engineer's Office (15505 W Maple Road)
 3. Omaha Public Library - Elkhorn Branch (2100 Reading Plaza)
 4. Omaha Public Library - Abrahams Branch (5111 N 90th Street)
 - ii. **March 11th at 5pm** is the last day to drop off your ballot



All ballots must be in the hands of the election office by 5:00 PM on March 11th or they will not count!



Summary



Common Questions & Concerns



“Place less emphasis on athletic facilities.”

- Athletic Facilities have been **REDUCED**
- Upgrades to the Current Football Stadium are **NOT INCLUDED**
- New High School Football Stadium is **NOT INCLUDED**
 - Both high schools will share the current stadium for varsity contests.

“Just expand the current high school.”

- The Current High School **CAN'T** be Expanded
 - The core facilities (cafeteria, hallways, etc.) aren't large enough to accommodate.
 - Expansion can't accommodate future growth and would be at capacity immediately.
 - It is not structurally built for additional floors

“We need more commercial and infrastructure growth.”

- This is determined by the City/County and **NOT WITHIN BPS CONTROL**



Common Questions & Concerns



“There are too many schools too close to each other.”

- Bennington High School & High School #2 will be **2.3 MILES** apart.
- Average distance between schools for districts with two or three high schools is **3.6 MILES**.
 - **SIX** high schools are within **3 MILES** of another high school in the Metro.
 - **SIXTY-SEVEN** schools are within **3 MILES** of another school in the Metro.

“Why will it take 3-5 years to start paying principal?”

- The District has structured the bond payments to be **CONSERVATIVE** and **FLEXIBLE**, with slightly lower initial payments to ensure financial stability.
- Principal can be paid **EARLIER** if funds are available, as the District has done in the past two years.
- This may be even **EASIER** starting in 2032, when a potential tax rate decrease could provide additional flexibility.

“Developers need to pay more of the upfront cost on new developments.”

- This is State Statute and **NOT WITHIN BPS CONTROL**



Bond Issue:

Total Bond Issue: **\$112,000,000**

Reduction of \$7,000,000 (5.88%)

Project:

Total Project Cost: **\$124,645,829**

Reduction of \$3,872,289 (3.01%)

Timeline:

Building Open for the **2028-29 School Year**

Delayed one year from 2027-28

Levy Impact:

Tax Rate Increase will be **0.0 cents**

Reduction of 4.9 cents (12.04% Bond Levy Reduction)



Go
Badgers!



Questions?

