

**BENNINGTON PUBLIC SCHOOLS
DOUGLAS COUNTY SCHOOL DISTRICT NO. 59
BOARD OF EDUCATION REGULAR MEETING
Monday, September 8, 2025 6:00 PM**

Mission Statement

"The mission of Bennington Public Schools is to provide educational opportunities in a safe, caring environment that will prepare all students to meet the challenges of the future."

- I. Call Meeting to Order
- II. Public Forum
- III. Consent Agenda (Note: Items on the consent agenda are considered routine and will be enacted under one motion. There will be no separate discussion of these items at the meeting unless a Board Member requests an item removed from the agenda for separate action.)
 - A. Approval of Agenda
 - B. Approval of Minutes of the Monday, August 11, 2025- City/BOE Joint Meeting, Monday, August 11, 2025- Regular Meeting, Monday, August 25, 2025- Special Meeting
 - C. Presentation of September Bills for Approval and Payment
 - D. Personnel: Resignation(s) and Hiring of Personnel
- IV. Items Removed From the Consent Agenda for Separate Action
- V. Reports
 - A. Administrative Reports
 - B. Committee Report(s)
 - C. Coordinator Report
 - D. Spotlight Report
 - E. Lobbyist Report
- VI. Unfinished Business- N/A
- VII. New Business
 - A. Review 2025-26 Budget Projections and Timelines
 - B. Update on High School #2 Architectural and Construction Progress
- VIII. Time and Date of Next Regular Meeting
 - A. September 23rd – Special Meeting to Approve Budget at 5:00PM – Bennington District Office
 - B. October 13th – Regular Meeting at 6:00PM – Bennington District Office
- IX. Adjournment

NOTICE: COPY OF OPEN MEETINGS ACT: The Board of Education makes available at least one current copy of the Open Meetings Act posted in the meeting room at a location accessible to members of the public. The Act is posted on the wall of the Board room.

INSTRUCTIONS FOR THOSE WHO WISH TO SPEAK DURING PUBLIC FORUM: Getting Started: When it is your turn to speak during the public forum portion of the agenda, please come forward to the table situated immediately in front of the Board, sign your name and address on the sign-in sheet and state your name to the Board of Education. Time Limit: You may speak only one time and must limit comments to 5 minutes or less. Personnel or Student Topic: If you are planning to speak about a personnel or student matter involving an individual, please understand that our policies require that such concerns initially be directed to the administration for consideration. Board members will generally not respond to any questions you ask or comments you may make about individual staff members or students. You are cautioned that slanderous comments are not protected just because they are made at the Board meeting. General Rules: Please remember that this is a public meeting for the conduct of business of the Board of Education. Offensive language, personal attacks and hostile conduct will not be tolerated.

BY: BENNINGTON PUBLIC SCHOOLS

**BENNINGTON PUBLIC SCHOOLS
DOUGLAS COUNTY SCHOOL DISTRICT NO. 59
BOARD OF EDUCATION/CITY COUNCIL JOINT MEETING
MONDAY, AUGUST 11, 2025 5:00 PM
BENNINGTON DISTRICT BOARD ROOM**

Posting Information: Notice published in the Daily Record on 08/10/2025. Notice of meeting posted on the District website. Agendas posted at all Bennington Public School buildings three days prior to the meeting date.

Attendance Taken at 6:00 PM. Jeremy Dick: Present, Tim Dreessen: Present, Kara Neuverth: Present, Joe Pick: Present, Steve Shannon: Present, Allyson Slobotski: Present. City Council members in attendance were: Kaye Bridgeford, Rob Hamilton, Adam Lee, Shane Pekny and Mayor Clint Adams.

I. Call Meeting to Order- Board President Allyson Slobotski called the meeting to order at 5:10 PM, noting the meeting is governed by the Open Meetings Act, which is available on the south end of the room.

II. Public Forum- No members of the public were present to speak.

III. Board of Education/City of Bennington Discussion Topics: (Note: Informal meeting for discussion of mutual issues between the Bennington Board of Education and the Bennington City Council. No formal action to be taken)

III.A. Future Facilities, Site Map, Growth Projections- The district shared with city representatives, a map of the district. The district also provided a quick snapshot of the enrollment trends of the school system.

III.B. City Economic Development Plan- City representatives shared with the school district their plan for future commercial and industrial development in and around the City of Bennington.

III.C. City Infrastructure Projects- City representatives shared some insight and information on both current and potential infrastructure projects that may impact the school in the future.

III.D. New City of Bennington Residential, Commercial, and Industrial Developments- City representatives shared some insight and information on both current and potential residential developments within the city's jurisdiction that are in various phases of development.

III.E. Park/Green Space Development Plans – Update and Review of Plan- BPS asked the City of Bennington to share an update on the new park and athletic complex on 156th and Bennington Road, also known as Neumeyer Farm or Onestaff Athletic Complex.

III.F. School Resource Officers- The District thanked the City Council for being a great partner throughout the last year, including the addition of the SRO through Bennington Police

Department and various other discussions on potential development.

III.G. Other- Discussions were held regarding City limits, City comprehensive plan and maintenance of the 168th and Bennington Road intersection.

IV. Adjournment- Motion to adjourn the meeting at 5:41 PM made by Allyson Slobotski, all in favor.

Jodi McCoy- Board of Education Recording Secretary

**BENNINGTON PUBLIC SCHOOLS
DOUGLAS COUNTY SCHOOL DISTRICT NO. 59
BOARD OF EDUCATION REGULAR MEETING
MONDAY, AUGUST 11, 2025 6:00 P.M.
BENNINGTON DISTRICT BOARD ROOM**

Posting Information: Notice published in the Daily Record on 08/08/2025. Notice of meeting posted on the District website. Agendas posted at all Bennington Public School buildings three days prior to the meeting date.

Attendance Taken at 6:00 PM. Jeremy Dick: Present, Tim Dreessen: Present, Kara Neuverth: Present, Joe Pick: Present, Steve Shannon: Present, Allyson Slobotski: Present.

I. Call Meeting to Order- Board President Allyson Slobotski called the meeting to order at 6:00 p.m. noting the meeting is governed by the Open Meetings Act, which is available on the south end of the room.

II. Public Forum- One person from the public was present to speak.

III. Consent Agenda (Note: Items on the consent agenda are considered routine and will be enacted under one motion. There will be no separate discussion of these items at the meeting unless a Board Member requests an item removed from the agenda for separate action.) Approval of Agenda, Approval of Minutes of the Monday, July 14, 2025 - Regular Meeting, Monday, July 14, 2025 -Special Hearing, July 16, 2025 - Board Retreat, Presentation of August Bills for Approval and Payment, Personnel: Resignation(s) and Hiring of Personnel. **MOTION PASSED:** Motion to approve Consent Agenda as presented, passed with a motion by Allyson Slobotski and a second by Jeremy Dick. Jeremy Dick: Yea, Tim Dreessen: Yea, Kara Neuverth: Yea, Joe Pick: Yea, Steve Shannon: Yea, Allyson Slobotski: Yea

August 2025 Personnel Notes: Certified Staff Hire: None. **Classified Staff Hire:** Rhonda Nelson- 6.5 hour cook at Pine Creek, Keely Yates- 6.5 hour cook at Heritage, Caroline Hunzeker- paraprofessional at Pine Creek Elementary, Bryan Gonzalez- ELL paraprofessional, Janet Bricko- part time library paraprofessional at Pine Creek, Paige Pipal- cook at Stratford Elementary, Cole Rininger- life skills paraprofessional at Bennington South, Kayle Morris- paraprofessional at Bennington Middle School, Sarah Moudry- paraprofessional at Anchor Pointe, Ashley Neel- paraprofessional at Heritage Elementary, Heather Sliva- paraprofessional Young Adult Program, Jessica Joppa- paraprofessional for pre-school, McKenzie Limbach- paraprofessional at Bennington Elementary, Michelle Green- paraprofessional at Bennington Middle School, Anne Carson- paraprofessional at Bennington South Middle School, Frishta Qadiri- paraprofessional at Anchor Pointe, Soraya Durrani- paraprofessional at Anchor Pointe, Valerie Barners- paraprofessional at Pine Creek, Amy Poggendorf-Bakhit- paraprofessional at Heritage Elementary. **Certified Staff Resignations:** None. **Classified Staff Resignations:** Chantelle Aubry, Natalie Salt, Archana Pesarekalaya, Jack Johnson.

IV. Items Removed From the Consent Agenda for Separate Action- No items were removed from the Consent Agenda.

V. Reports- Elementary - Alison Dellwo, Middle School - No Report - MS Open House Night, High School - Laura McGrew (Dean of Students), Student Services - Dan Bombeck, CIA Report - Jimmy Feeney, Operations - Matt Blomenkamp, Superintendent - Aaron Plas, Committee Report: Building/Finance, Curriculum, Policy. Coordinator - Transportation - Jeremy Edens. Spotlight - Summer School - Alison Dellwo, Andrew Miner, Larissa Horvath, Erin Holt, Laura McGrew. Lobbyist – None.

VI. Unfinished Business

VI.A. Review Progress on Previously Approved Summer Maintenance/Transportation Purchases- Progress on Previously Approved Summer Maintenance/Transportation Purchases was reviewed.

VII. New Business

VII.A. Discuss, Consider, and Take Action on District Purchases- A 20-year-old district mower that is used throughout all of our fields broke down in June. After review, it was determined the best path forward was to purchase a new one. Total Costs: \$26,167. Multiple bids were acquired on this item. This bid was reviewed by the Building/Finance committee and unanimously recommended the approval of this purchase.

MOTION PASSED: Motion to approve the purchase of a mower as presented, passed with a motion by Allyson Slobotski and a second by Tim Dreessen.

Jeremy Dick: Yea, Tim Dreessen: Yea, Kara Neuverth: Yea, Joe Pick: Yea, Steve Shannon: Yea, Allyson Slobotski: Yea

VII.B. Discussion on 2024-25 Budget- The District's fiscal year ends on August 31st. The Board was updated on where the District expects to end the school year within the General Fund.

VII.C. Review 2025-26 Enrollment Projections- This was an informational item for the Board.

VII.D. Discuss, Consider, and Take Action on Student Information System for 2026-27-

The Board of Education approved the agreement for BPS to switch to a new student information system (SIS). BPS will be transitioning to Synergy by Edupoint, beginning with the 2026–2027 school year. This transition marks a significant step forward in how we manage student data and how families and staff interact with the systems that support learning.

MOTION PASSED: Motion to approve Synergy as the Student Information System vendor for Bennington Public Schools beginning with the 2026-27 school year, passed with a motion by Steve Shannon and a second by Jeremy Dick. Jeremy Dick: Yea, Tim Dreessen: Yea, Kara Neuverth: Yea, Joe Pick: Yea, Steve Shannon: Yea, Allyson Slobotski: Yea

VIII. Time and Date of Next Regular Meeting- September 8th – Regular Board Meeting following Budget Hearing – Bennington District Office.

IX. Adjournment- Motion to adjourn the meeting at 7:12 P.M., passed with a motion by Allyson Slobotski and a second by Joe Pick. Jeremy Dick: Yea, Tim Dreessen: Yea, Kara Neuverth: Yea, Joe Pick: Yea, Steve Shannon: Yea, Allyson Slobotski: Yea

Jodi McCoy- Board of Education Recording Secretary

**BENNINGTON PUBLIC SCHOOLS
DOUGLAS COUNTY SCHOOL DISTRICT NO. 59
BOARD OF EDUCATION SPECIAL MEETING
MONDAY, AUGUST 25, 2025 5:00 PM
BENNINGTON DISTRICT BOARD ROOM**

Posting Information: Notice published in the Daily Record on 08/22/2025. Notice of meeting posted on the District website. Agendas posted at all Bennington Public School buildings three days prior to the meeting date.

Attendance Taken at 5:00 PM. Jeremy Dick: Present, Tim Dreessen: Present, Kara Neuverth: Present, Joe Pick: Present, Steve Shannon: Present, Allyson Slobotski: Present.

I. Call Meeting to Order-Board President Allyson Slobotski called the meeting to order at 5:00 p.m. noting the meeting is governed by the Open Meetings Act, which is available on the south end of the room.

II. Public Forum- No members of the public were present to speak.

III. Approve Final 2024-2025 School Year Bills for Payment- The bills from August 11th to August 25th were presented.

MOTION PASSED: Motion for the approval of transfers and bills for payment as presented, passed with a motion made by Allyson Slobotski and seconded by Tim Dreessen. Jeremy Dick: Yea, Tim Dreessen: Yea, Kara Neuverth: Yea, Joe Pick: Yea, Steve Shannon: Yea, Allyson Slobotski: Yea

IV. Time and Date of Next Regular Meeting

September 8th - Budget Hearing at 6:00PM - Bennington District Office

September 8th - Regular Board Meeting following Budget Hearing - Bennington District Office

V. Adjourn

Motion to adjourn the meeting at 5:05 p.m. made by Allyson Slobotski and seconded by Steve Shannon. All in favor.

Jodi McCoy- Board of Education Recording Secretary

**BENNINGTON PUBLIC SCHOOLS
DOUGLAS COUNTY SCHOOL DISTRICT NO. 59
BOARD OF EDUCATION RETREAT
MONDAY, AUGUST 25, 2025 5:15 PM
BENNINGTON DISTRICT BOARD ROOM**

Posting Information: Notice published in the Daily Record on 08/22/2025. Notice of meeting posted on the District website. Agendas posted at all Bennington Public School buildings three days prior to the meeting date.

Attendance Taken at 5:15 PM. Jeremy Dick: Present, Tim Dreessen: Present, Kara Neuverth: Present, Joe Pick: Present, Steve Shannon: Present, Allyson Slobotski: Present.

I. Call Meeting to Order- Board President Allyson Slobotski called the meeting to order at 5:15 p.m. noting the meeting is governed by the Open Meetings Act, which is available on the south end of the room.

II. Public Forum- No members of the public were present to speak.

III. Board of Education Retreat for Strategic Planning- Annette Eyman from Kordica Communications was present to conduct a focus group with the Board of Education for the Strategic Plan.

IV. Time and Date of Next Regular Meeting

September 8th - Budget Hearing at 6:00PM - Bennington District Office

September 8th - Regular Board Meeting following Budget Hearing - Bennington District Office

V. Adjourn- Motion to adjourn the meeting at 5:50 p.m. made by Allyson Slobitski, seconded by Steve Shannon. All in favor.

Jodi McCoy- Board of Education Recording Secretary

Vendor Name	Vendor Description	Amount
ACTIVITY FUND		
US BANK		\$632.66
Fund Number 21		\$632.66
Checking Account ID ACTIVITY		\$632.66
GENERAL FUND CHECKING		
1-800-STRIPER OF OMAHA		\$1,713.00
ACCESS SYSTEMS LEASING		\$20,896.16
ACCESS SYSTEMS		\$365.53
AM CONTRACTING CONCRETE CONSTRUCTION		\$5,000.00
AMAZON CAPITAL SERVICES		\$11,311.10
APPLE INC		\$3,569.00
ARNOLD MOTOR SUPPLY		\$71.08
Assmann, Kathryn		\$23.87
Austin, Marc		\$25.90
AWARDS UNLIMITED, INC.		\$45.59
BENNINGTON AUTO INC		\$1,648.79
Bombeck, Daniel		\$48.79
BOYS TOWN PRESS		\$279.29
CAPSAN		\$396.10
CDW GOVERNMENT		\$31.00
CERRIS SYSTEMS		\$40,597.25
Christensen, Jamie		\$64.75
Christensen, Jennifer		\$14.07
Christensen, Megan		\$29.40
Christian, Jack		\$33.60
CONTROLLED RAIN		\$375.00
COX BUSINESS		\$1,314.51
CUBBY'S, INC		\$8,858.99
CULLIGAN		\$41.00
DAILY RECORD, THE		\$725.32
Dellwo, Alison		\$30.80
DEMCO, INC		\$181.87
DESIGN 4		\$274.00
DH PACE COMPANY		\$303.75
EDMENTUM, INC		\$7,500.00
Ehlers, Jessica		\$15.40
ELECTRICITY, LLC		\$476.60
ESU 3		\$4,500.00
EVERDAY SPEECH LLC		\$4,559.92
FIELD PAPER COMPANY		\$581.00
FIRESRING		\$513.12
Fitzgerald, Abby		\$67.20
FOLLETT CONTENT SOLUTIONS, LLC		\$2,071.56
Gonzalez, Bryan		\$13.72
Gutz, Stacy		\$97.30
HD SUPPLY FORMERLY HOME DEPOT PRO		\$3,141.41
I3 BANK		\$80.00
Ingram, Zavaire		\$123.83
INTERSTATE POWER SYSTEMS, INC		\$2,320.89
Johanek, Jay		\$145.60
JUST FOR KIDS THERAPY INC		\$15,990.75
Kalina, Gerald		\$26.60
KCAV		\$477.38

Vendor Name	Vendor Description	Amount
Kessell, Christopher		\$267.40
Korbel, Alysha		\$68.88
Kramer, Brittany		\$45.57
LAKESHORE LEARNING MATERIALS		\$61.50
Lamberty, Gregory		\$128.80
LANG DIESEL INC		\$2.31
LESSONPIX INC		\$1,224.00
LIBERTY HARDWOODS, INC		\$1,334.25
LINCOLN PUBLIC SCHOOLS		\$200.00
Loptin, Robbie		\$191.10
Martinez, Jose		\$19.95
Mattson, Tara		\$23.52
MENARDS - OMAHA		\$579.00
METAL DOORS & HARDWARE CO.		\$264.00
METROPOLITAN UTILITIES DISTRICT		\$22,779.00
Moore, Jeffrey		\$833.08
NEBRASKA ASSOCIATION OF TECHNOLOGY ADMINISTRATORS		\$65.00
NEBRASKA CENTRAL EQUIPMENT INC		\$29.01
NEBRASKA NOTARY ASSOCIATION		\$161.00
NEBRASKA PEDIATRIC PRACTICE INC		\$2,500.00
NEBRASKA STATE BANDMASTERS ASSOCIATION		\$200.00
NEBRASKA.GOV		\$631.00
Ohlson, Calena		\$21.00
OMAHA'S HENRY DOORLY ZOO AND AQUARIUM		\$503.50
ONE SOURCE		\$1,589.00
OPPD		\$75,547.00
OTICON INC.		\$639.99
OZO EDU, INC.		\$2,990.00
Panning, Emily		\$123.20
PERRY LAW FIRM		\$5,175.00
PITNEY BOWES		\$723.33
Plas, Aaron		\$273.00
POPCO INC., DBA IDEAL PURE WATER		\$16.00
PORT-A-JOHNS INC		\$150.00
PRESTO-X		\$850.81
PRIME SECURED, INC		\$690.42
Reinwald, Alexander		\$121.80
RISE VISION		\$999.00
RIVERSIDE INSIGHTS		\$17,860.00
Rowley, Pamela		\$28.00
RTG BUILDING SERVICES, INC		\$81,377.08
SCHOOL DISTRICT 145		\$150.00
Sindelar, Kathryn		\$16.24
STERICYCLE, INC		\$417.59
SUMMIT FIRE PROTECTION CO.		\$2,255.75
SWEETWATER		\$184.99
TEACHERS' CURRICULUM INSTITUTE LLC		\$2,866.50
TEACHING STRATEGIES, LLC		\$2,017.50
TK ELEVATOR CORPORATION		\$2,661.62
Townsend, Jake		\$116.90
TURFWERKS		\$1,063.96
TY'S OUTDOOR POWER & SERVICE		\$3,137.93
UNIVERSITY OF NE MEDICAL CENTER		\$6,000.00
UNIVERSITY OF NEBRASKA OMAHA - CEHHS		\$84,000.00
US BANK		\$16,366.06

Vendor Name	Vendor Description	Amount
USIC LOCATING SERVICES, LLC		\$226.59
VENTRIS LEARNING LLC		\$90.00
VERIZON		\$465.17
VIRCO INC		\$5,709.60
VOSS, DOUGLAS		\$705.60
WHITE CASTLE ROOFING		\$695.00
WILDLIFE ENCOUNTERS		\$600.00
WM CORPORATE SERVICES, INC		\$8,346.89
Young, Norise		\$69.58
Fund Number 01		<hr/> \$500,421.76
Checking Account ID GENERAL		<hr/> \$500,421.76
SPECIAL BUILDING FUND - CHECKING		
HAUSMANN CONSTRUCTION, INC		\$559,044.05
OLSSON ASSOCIATES		\$1,650.00
SHORT ELLIOTT HENDRICKSON, INC		\$213.38
Fund Number 13		<hr/> \$560,907.43
Checking Account ID SPECBLDG		<hr/> \$560,907.43
STUDENT FEE FUND		
AMAZON CAPITAL SERVICES		\$833.56
Fund Number 22		<hr/> \$833.56
Checking Account ID STUDENTFEE		<hr/> \$833.56

09/05/2025 02:35 PM

User ID: MDT

Fund Number		Beginning Cash	Revenues	Expenses	Payables Change	Ending Cash
01	GENERAL FUND CHECKING	118,944.29	163,908.96	(6,983,792.56)	0.00	208,433.81
02	NUTRITION SERVICES	852,156.70	176,569.17	(43,448.99)	0.00	985,276.88
03	DEPRECIATION	163,480.31	1,925,119.64	(308,342.39)	0.00	2,075,119.64
04	SPECIAL BUILDING FUND - SAVINGS	106,461.46	127,846.47	0.00	0.00	234,307.93
05	UNEMPLOYMENT - SAVINGS	17,240.33	1.31	(1,180.00)	0.00	16,061.64
06	GENERAL - SAVINGS	705,911.74	7,286,772.46	0.00	0.00	138,439.42
08	BUSINESS ACCT	15,500.00	0.00	0.00	0.00	15,500.00
13	SPECIAL BUILDING FUND - CHECKING	130,455.91	36.44	(1,251,952.16)	0.00	100,036.44
14	BUILDING FUND - NLAf	11,059,252.40	37,742.63	0.00	0.00	11,096,995.03
15	QSC BONDS - NLAf	0.01	0.00	0.00	0.00	0.01
16	QSC BONDS -SAVINGS	30,694.92	2.44	0.00	0.00	30,697.36
18	GENERAL FUND CDARS	12,106,222.16	40,635.75	0.00	0.00	13,091,729.57
19	BUILDING FUND CDARS	1,968,630.43	4,018.67	0.00	0.00	751,152.85
20	DEPRECIATION CDARS	3,521,766.96	10,687.92	0.00	0.00	3,237,592.80
21	ACTIVITY FUND	456,141.19	187,349.50	(48,439.24)	0.00	595,051.45
22	STUDENT FEE FUND	61,425.76	11,230.34	0.00	0.00	72,656.10
24	QSC BONDS CDARS	644,898.27	2,057.05	0.00	0.00	646,955.32
25	BOND FUND	6,322,821.53	3,475,152.74	0.00	0.00	9,797,974.27
27	UNEMPLOYMENT CDARS	290,043.61	925.09	0.00	0.00	290,968.70
Grand Total:		38,572,047.98	13,450,056.58	(8,637,155.34)	0.00	43,384,949.22

Vendor Name	Vendor Description	Amount
NUTRITION SERVICES		
BRENNAR COMPANY		\$1,123.84
DEBBAN, KIM		\$83.45
Fitzgerald, Mary		\$117.95
GREATER OMAHA REFRIGERATION		\$555.87
GYAMFI, SALOMEY		\$32.30
HEARTLAND SCHOOL SOLUTIONS		\$17,848.00
HOBART SERVICE		\$947.92
HOODZ OF OMAHA-LINCOLN		\$4,690.00
JOURNEYED.COM, INC		\$0.00
McCLUSKY, KYLIE		\$18.15
SOLEMBIEWSKI, SONJA		\$42.05
SUMLUT, SAM		\$11.50
US BANK		\$24.78
WALDINGER CORPORATION, THE		\$2,298.60
Fund Number 02		<hr/> \$27,794.41
Checking Account ID HOTLUNCH		<hr/> \$27,794.41

Vendor Name	Vendor Description	Amount
ACTIVITY FUND		
ACTIVE NETWORK, LLC		\$25.00
ALERT SERVICES		\$814.87
AMAZON CAPITAL SERVICES		\$429.32
AVIVE SOLUTIONS, INC.		\$399.98
AWARDS UNLIMITED, INC.		\$78.29
BLAIR COMMUNITY SCHOOLS		\$150.00
BRUNGARDT, RODNEY		\$250.00
BSN SPORTS LLC		\$705.69
CASTILLO, ERIC		\$155.00
CENTER TROPHY COMPANY		\$76.00
CITY OF OMAHA PARKS & RECREATION		\$18.00
COMFORT INN LEXINGTON, NE.		\$990.00
COTTON, ADRIAN		\$100.00
CUSTOM INK		\$717.40
DAVIS, DAVID		\$70.00
DC WEST COMMUNITY SCHOOLS		\$150.00
DEMOULIN BROS. AND CO.		\$2,078.62
DUEKER, AARON		\$125.00
EASTERN MIDLANDS CONFERENCE		\$500.00
ELDRIDGE PLAYS & MUSICAL		\$529.95
ELECTRICITY, LLC		\$2,494.36
ELKHORN SOUTH HIGH SCHOOL		\$175.00
FLOWERAMA		\$70.00
FREMONT HIGH SCHOOL		\$150.00
GLS & ASSOC		\$225.00
GRETNA HIGH SCHOOL		\$510.00
HAUFF MID AMERICA SPORTS		\$12,936.30
HIATT, RICHARD		\$150.00
HOWIES ATHLETIC TAPE		\$1,682.10
HY-VEE INC		\$106.73
INTEGRATED MEDICAL		\$130.00
J.W. PEPPER & SON, INC		\$1,319.99
KANSAS TURNPIKE AUTHORITY		\$8.22
LEXINGTON HIGH SCHOOL		\$100.00
MATBOSS LLC		\$599.00
METRO BASKETBALL COACHES ASSOC		\$375.00
MILLARD NORTH HIGH SCHOOL		\$250.00
NE HIGH SCHOOL SPORTS HALL OF FAME FDTN		\$235.00
NEBRASKA COACHES ASSOC		\$270.00
NORFOLK HIGH SCHOOL		\$225.00
OMAHA COMMUNITY PLAY HOUSE		\$550.00
PRICE, FLORAZELL		\$2,200.00
RIDDELL ALL AMERICAN SPORTS CORP		\$999.95
RILEY, JEFF		\$100.00
ROBOTICS EDUCATION & COMPETITION FOUNDATION		\$400.00
SEWARD HIGH SCHOOL		\$320.00
SEWARD MIDDLE SCHOOL		\$30.00
UNIVERSAL DANCE ASSOCIATION		\$11,289.00
US BANK		\$2,300.47
VEJVODA, JOHN		\$150.00
Fund Number 21		<hr/>
		\$48,714.24
Checking Account ID	ACTIVITY	<hr/>
		\$48,714.24

Vendor Name	Vendor Description	Amount
-------------	--------------------	--------

<u>Chart of Account Number</u>	<u>Chart of Account Description</u>	<u>Beginning Balance</u>	<u>Expenses</u>	<u>Revenues</u>	<u>Balance Change</u>	<u>Balance</u>
21 765 0100	BHS Athletics	19,312.26	2,937.63	91,489.52	0.00	107,864.15
21 765 0101	BMS Athletics	36,971.10	54.97	12,500.00	0.00	49,416.13
21 765 0102	BSMS Athletics	1,094.67	78.70	12,500.00	0.00	13,515.97
21 765 0105	BHS Football	4,833.07	1,457.94	861.00	0.00	4,236.13
21 765 0110	BMS Football	(16,664.21)	0.00	91.00	0.00	(16,573.21)
21 765 0111	BHS Varsity Track	2,588.95	25.00	1,048.00	0.00	3,611.95
21 765 0112	BMS Track	(6,300.36)	0.00	0.00	0.00	(6,300.36)
21 765 0113	BHS Athletic Training	2,313.34	3,026.95	0.00	0.00	(713.61)
21 765 0114	BHS Uniforms	2,335.04	0.00	0.00	0.00	2,335.04
21 765 0115	BHS Volleyball	846.49	2,030.00	0.00	0.00	(1,183.51)
21 765 0116	BHS Lodging/Meals	(157.83)	990.00	0.00	0.00	(1,147.83)
21 765 0117	BHS Dues/Fees	1,250.00	0.00	488.49	0.00	1,738.49
21 765 0118	BHS Cross Country Club	2,671.40	7,931.40	100.00	0.00	(5,160.00)
21 765 0119	BHS Baseball	8,105.25	0.00	155.75	0.00	8,261.00
21 765 0120	BMS Volleyball	6,771.23	0.00	0.00	0.00	6,771.23
21 765 0121	BSMS Football	(1,645.90)	2,340.38	389.00	0.00	(3,597.28)
21 765 0122	BSMS Track	208.62	0.00	0.00	0.00	208.62
21 765 0123	BSMS Volleyball	2,360.67	163.75	0.00	0.00	2,196.92
21 765 0124	BSMS Boys' Basketball	83.84	23.80	0.00	0.00	60.04
21 765 0125	BHS Boys' Basketball	3,511.63	0.00	0.00	0.00	3,511.63
21 765 0130	BMS Boys' Basketball	(1,592.15)	0.00	0.00	0.00	(1,592.15)
21 765 0131	BHS Unified Track & Field	80.00	0.00	0.00	0.00	80.00
21 765 0132	BHS Unified Track & Field Club	74.24	0.00	0.00	0.00	74.24
21 765 0135	BHS Girls' Basketball	5,990.99	75.00	0.00	0.00	5,915.99
21 765 0140	BMS Girls' Basketball	(4,371.13)	0.00	0.00	0.00	(4,371.13)
21 765 0141	BHS Baseball Club	473.17	0.00	0.00	0.00	473.17
21 765 0142	BHS Volleyball Club	16,787.44	0.00	0.00	0.00	16,787.44
21 765 0143	BSMS Girls' Basketball	115.55	0.00	0.00	0.00	115.55
21 765 0145	BHS Cross Country	3,059.79	170.00	0.00	0.00	2,889.79
21 765 0146	BMS Cross Country	(1,731.27)	0.00	0.00	0.00	(1,731.27)
21 765 0147	BSMS Cross Country	35.00	180.00	0.00	0.00	(145.00)
21 765 0150	BHS Boys' Golf	(2,729.35)	0.00	5,514.00	0.00	2,784.65
21 765 0151	BHS Softball Club	(1,341.68)	1,072.30	3,460.00	0.00	1,046.02
21 765 0152	BHS Boys' Soccer	4,010.56	0.00	500.00	0.00	4,510.56
21 765 0153	BHS Boys' Soccer Fundraising	2,932.67	0.00	413.70	0.00	3,346.37
21 765 0155	BHS Girls' Golf	189.53	2,590.21	1,545.00	0.00	(855.68)
21 765 0156	BHS Girls' Tennis	910.13	18.00	0.00	0.00	892.13
21 765 0164	BHS Girls' Soccer	4,450.05	0.00	500.00	0.00	4,950.05

<u>Chart of Account Number</u>	<u>Chart of Account Description</u>	<u>Beginning Balance</u>	<u>Expenses</u>	<u>Revenues</u>	<u>Balance Change</u>	<u>Balance</u>
21 765 0165	BHS Girls' Soccer Fundraising	6,464.91	270.00	0.00	0.00	6,194.91
21 765 0166	BHS Girls' Tennis Club	2,649.79	0.00	0.00	0.00	2,649.79
21 765 0180	BHS Wrestling	(229.15)	599.00	1,000.00	0.00	171.85
21 765 0185	BMS Wrestling	(4,746.32)	0.00	0.00	0.00	(4,746.32)
21 765 0186	BSMS Wrestling	224.24	0.00	0.00	0.00	224.24
21 765 0190	BHS Girls' Softball	4,451.55	1,435.00	1,323.00	0.00	4,339.55
21 765 0191	BHS Unified Bowling	2,307.67	0.00	0.00	0.00	2,307.67
21 765 0192	BHS Boys' Golf Club	437.52	(943.34)	0.00	0.00	1,380.86
21 765 0193	BHS Girls' Golf Club	1,161.94	(943.34)	129.00	0.00	2,234.28
21 765 0194	BHS Unified Bowling Club	900.00	0.00	0.00	0.00	900.00
21 765 0195	BHS Track Club	11,995.17	0.00	552.00	0.00	12,547.17
21 765 0196	BHS Football Club	2,420.02	0.00	1,105.00	0.00	3,525.02
21 765 0197	BHS Wrestling Club	5,288.52	0.00	0.00	0.00	5,288.52
21 765 0200	BHS Band	7,487.60	3,398.61	1,323.00	0.00	5,411.99
21 765 0205	BHS Flag Corp	(2,208.48)	0.00	0.00	0.00	(2,208.48)
21 765 0210	BE Band Resale	73.56	0.00	0.00	0.00	73.56
21 765 0215	PC Band Resale	30.90	0.00	0.00	0.00	30.90
21 765 0220	HE Band Resale	4,011.00	0.00	0.00	0.00	4,011.00
21 765 0221	AP Band Resale	1,308.90	0.00	0.00	0.00	1,308.90
21 765 0300	BHS Dance Team	9,677.38	11,489.00	6,043.36	0.00	4,231.74
21 765 0355	BHS Varsity Cheerleading	(20,292.43)	2,200.00	25,624.05	0.00	3,131.62
21 765 0425	BHS Prom	11,465.83	70.00	0.00	0.00	11,395.83
21 765 0450	BHS Skills USA/VICA	670.27	0.00	0.00	0.00	670.27
21 765 0501	BHS B-Club	222.58	0.00	0.00	0.00	222.58
21 765 0505	PC Student Council	82.86	0.00	0.00	0.00	82.86
21 765 0510	HE Student Council	1,127.97	0.00	0.00	0.00	1,127.97
21 765 0511	AP Student Council	781.29	0.00	0.00	0.00	781.29
21 765 0512	SE Student Council	714.71	0.00	0.00	0.00	714.71
21 765 0550	BE Miscellaneous	14,007.72	0.00	0.00	0.00	14,007.72
21 765 0555	BE Yearbook	1,629.23	0.00	0.00	0.00	1,629.23
21 765 0556	DIST Elementary Spanish	(428.20)	0.00	0.00	0.00	(428.20)
21 765 0557	PC Miscellaneous	16,339.61	0.00	115.00	0.00	16,454.61
21 765 0558	PC Yearbook	50.60	0.00	0.00	0.00	50.60
21 765 0559	DIST Washington DC Trip	(55.03)	0.00	0.00	0.00	(55.03)
21 765 0560	HE Miscellaneous	11,379.35	0.00	0.00	0.00	11,379.35
21 765 0561	AP Miscellaneous	19,785.49	0.00	0.00	0.00	19,785.49
21 765 0566	AP Yearbook	1,420.00	0.00	0.00	0.00	1,420.00
21 765 0567	SE Miscellaneous	6,842.44	0.00	0.00	0.00	6,842.44

<u>Chart of Account Number</u>	<u>Chart of Account Description</u>	<u>Beginning Balance</u>	<u>Expenses</u>	<u>Revenues</u>	<u>Balance Change</u>	<u>Balance</u>
21 765 0568	SE Yearbook	734.30	0.00	0.00	0.00	734.30
21 765 0590	BE Student Council	1,582.50	0.00	0.00	0.00	1,582.50
21 765 0600	BHS FBLA	1,659.54	0.00	0.00	0.00	1,659.54
21 765 0601	BMS FBLA	91.00	0.00	0.00	0.00	91.00
21 765 0650	BHS Fine Arts	0.00	0.00	0.00	0.00	0.00
21 765 0651	BHS Play Production	1,441.24	1,379.95	0.00	0.00	61.29
21 765 0652	BHS Speech	(3,240.42)	0.00	4,200.00	0.00	959.58
21 765 0700	BHS Foreign Language Club (Spanish)	844.08	0.00	0.00	0.00	844.08
21 765 0720	BHS French	369.20	0.00	0.00	0.00	369.20
21 765 0750	BHS Journalism	315.01	0.00	0.00	0.00	315.01
21 765 0800	BHS Miscellaneous	28,419.71	423.98	816.76	0.00	28,812.49
21 765 0801	BHS Robotics	2,676.73	400.00	0.00	0.00	2,276.73
21 765 0802	BHS Quiz Bowl	1,071.34	0.00	0.00	0.00	1,071.34
21 765 0803	BMS Robotics	92.00	0.00	0.00	0.00	92.00
21 765 0804	BHS Multi Cultural Club	3,193.89	0.00	0.00	0.00	3,193.89
21 765 0805	BHS Boys' Youth Basketball	9,118.15	745.47	0.00	0.00	8,372.68
21 765 0806	BHS Outdoor Club	2,273.80	0.00	65.00	0.00	2,338.80
21 765 0807	BHS Key Club	3,992.45	0.00	0.00	0.00	3,992.45
21 765 0809	BHS National Honor Society	555.26	0.00	0.00	0.00	555.26
21 765 0811	BHS Prism Club	47.40	0.00	0.00	0.00	47.40
21 765 0815	DIST Landscaping Fund	314.47	0.00	0.00	0.00	314.47
21 765 0820	BHS Environmental Science	103.33	0.00	0.00	0.00	103.33
21 765 0825	BHS Girls' Youth Basketball	2,382.08	0.00	0.00	0.00	2,382.08
21 765 0830	BHS PSAT/AP	5,686.32	0.00	0.00	0.00	5,686.32
21 765 0835	BHS Drivers' Education	353.00	0.00	0.00	0.00	353.00
21 765 0845	BMS Yearbook	3,561.26	0.00	0.00	0.00	3,561.26
21 765 0846	BSMS Yearbook	4,485.41	0.00	10.00	0.00	4,495.41
21 765 0855	BHS Boys' Youth Golf	0.00	0.00	0.00	0.00	0.00
21 765 0856	BHS Girls' Youth Golf	0.00	0.00	0.00	0.00	0.00
21 765 0860	BMS Engineering	1,343.45	0.00	0.00	0.00	1,343.45
21 765 0865	BHS Engineering	517.92	0.00	0.00	0.00	517.92
21 765 0870	BMS Leadership Group	63.86	0.00	0.00	0.00	63.86
21 765 0871	BSMS Service Club	0.00	0.00	0.00	0.00	0.00
21 765 0872	BMS Service Club	439.27	0.00	0.00	0.00	439.27
21 765 0875	DIST Wellness	2,968.23	0.00	0.00	0.00	2,968.23
21 765 0880	DIST Facilities Use	68,601.18	2,494.36	12,050.00	0.00	78,156.82
21 765 0890	BHS Student Senate	28,783.86	0.00	0.00	0.00	28,783.86
21 765 0891	BMS Student Senate	1,192.82	0.00	0.00	0.00	1,192.82

<u>Chart of Account Number</u>	<u>Chart of Account Description</u>	<u>Beginning Balance</u>	<u>Expenses</u>	<u>Revenues</u>	<u>Balance Change</u>	<u>Balance</u>
21 765 0892	BMS Cooking Club	186.92	0.00	0.00	0.00	186.92
21 765 0893	BMS Miscellaneous	7,500.48	0.00	46.63	0.00	7,547.11
21 765 0894	BSMS Student Senate	352.53	0.00	0.00	0.00	352.53
21 765 0895	BSMS Cooking Club	441.79	0.00	1,380.00	0.00	1,821.79
21 765 0896	BSMS Miscellaneous	7,094.90	0.00	26.47	0.00	7,121.37
21 765 0900	BHS Music	2,188.79	0.00	0.00	0.00	2,188.79
21 765 0910	BHS Musical	9,393.16	0.00	0.00	0.00	9,393.16
21 765 0916	BMS Music Resale	33.19	0.00	0.00	0.00	33.19
21 765 0917	BSMS Music Resale	15.00	0.00	0.00	0.00	15.00
21 765 0950	BHS Vocational	183.96	0.00	0.00	0.00	183.96
21 765 0952	BHS Art Lab	100.00	0.00	60.00	0.00	160.00
21 765 0955	BHS Shop	749.95	0.00	400.00	0.00	1,149.95
21 765 0970	HS Library	1,203.02	0.00	43.61	0.00	1,246.63
21 765 0971	PC Library	6,769.94	0.00	0.00	0.00	6,769.94
21 765 0972	SE Library	2,851.76	0.00	19.12	0.00	2,870.88
21 765 0975	BE Library	1,701.51	0.00	0.00	0.00	1,701.51
21 765 0976	AP Library	5,588.08	254.52	0.00	0.00	5,333.56
21 765 0995	HE Library	4,894.77	0.00	0.00	0.00	4,894.77
21 765 0996	BMS Library	5,865.56	0.00	0.00	0.00	5,865.56
21 765 0997	BSMS Library	1,476.28	0.00	0.00	0.00	1,476.28
21 765 1410	Interest	4,232.15	0.00	(537.96)	0.00	3,694.19
Fund Total: 21		456,141.19	48,439.24	187,349.50	0.00	595,051.45

Regular; Processing Month 08/2025; Accounts to Include Accounts with Activity

Fund: 01 GENERAL FUND CHECKING

<u>Account Number</u>	<u>Description</u>	<u>Revised Budget</u>	<u>During Month</u>	<u>To Date</u>
01 1370	PRESCHOOL TUITION AND FEES	0.00	0.00	48,037.50
01 1410	TRANS REC FROM INDIVIDUALS - REG	0.00	39,650.98	224,575.88
01 1510	INTEREST ON INVESTMENTS	0.00	69.84	1,209.07
01 1910	RENTAL OF SCHOOL EQUIPMENT & FACILITIES	0.00	0.00	10,500.00
01 1911	LOCAL LICENSE FEES	0.00	0.00	1,350.00
01 1990	OTHER LOCAL RECEIPTS	0.00	2,000.00	37,166.40
Subtotal: LOCAL RECIEPTS		0.00	41,720.82	322,838.85
01 3110	STATE AID	0.00	0.00	14,223,314.00
01 3120	SPECIAL ED PROGRAMS SCHOOL AGE	0.00	0.00	4,117,340.00
01 3125	SPECIAL ED TRANSPORTATION SCHOOL AGE	0.00	0.00	334,788.00
01 3400	STATE APPORTIONMENT	0.00	0.00	1,634,130.69
01 3535	PAYMENTS FOR HIGH ABILITY LEARNERS	0.00	0.00	32,629.00
01 3990	OTHER STATE RECEIPTS	0.00	117,632.91	117,632.91
Subtotal: 3000		0.00	117,632.91	20,459,834.60
01 4505	TITLE I, PART A ESSA IMP BASIC PROG	0.00	0.00	220,885.00
01 4509	TITLE II, PART A ESSA EFFECT INSTRUCTION	0.00	0.00	44,308.00
01 4516	IDEA PRESCHOOL(619) BASE ALLOCATION	0.00	0.00	5,058.00
01 4518	IDEA Part B Base & Enrollment Poverty Allocation	0.00	0.00	652,597.00
01 4521	IDEA PART B PROPORTIONATE SHARE PART B L	0.00	0.00	16,983.00
01 4709	MEDICAID ADMINSTRATIVE ACTIVITIES	0.00	4,555.23	20,452.02
01 4969	TITLE IV, PART A	0.00	0.00	10,000.00
Subtotal: 4000		0.00	4,555.23	970,283.02
01 5300	SALE OF PROPERTY	0.00	0.00	275.00
01 5301	INSURANCE ADJUSTMENTS	0.00	0.00	39,866.51
01 5690	OTHER NON-REVENUE RECEIPTS	0.00	0.00	300.00
Subtotal: 5000		0.00	0.00	40,441.51
Fund Total:		0.00	163,908.96	21,793,397.98

Fund: 02 NUTRITION SERVICES

<u>Account Number</u>	<u>Description</u>	<u>Revised Budget</u>	<u>During Month</u>	<u>To Date</u>
02 1510	INTEREST ON INVESTMENTS	0.00	73.30	989.50
02 1620	DAILY SALES - NON-REIMB PROGRAMS	0.00	176,449.86	1,632,998.86
02 1990	MISCELLANEOUS LOCAL RECEIPTS	0.00	46.01	13,197.95
Subtotal: LOCAL RECIEPTS		0.00	176,569.17	1,647,186.31
02 3150	STATE REIMBURSEMENT(OF NUTRITION PROG)	0.00	0.00	10,935.34
Subtotal: 3000		0.00	0.00	10,935.34
02 4210	FEDERAL REIMBURSEMENT(OF NUTRIT PRGMS)	0.00	0.00	516,863.37
Subtotal: 4000		0.00	0.00	516,863.37
Fund Total:		0.00	176,569.17	2,174,985.02

Fund: 03 DEPRECIATION

<u>Account Number</u>	<u>Description</u>	<u>Revised Budget</u>	<u>During Month</u>	<u>To Date</u>
03 1510	INTEREST ON INVESTMENTS	0.00	119.64	1,373.50
Subtotal: LOCAL RECIEPTS		0.00	119.64	1,373.50
03 5200	TRANSFERS FROM FUNDS (INCOMING)	0.00	1,925,000.00	1,925,000.00
Subtotal: 5000		0.00	1,925,000.00	1,925,000.00
Fund Total:		0.00	1,925,119.64	1,926,373.50

Fund: 04 SPECIAL BUILDING FUND - SAVINGS

<u>Account Number</u>	<u>Description</u>	<u>Revised Budget</u>	<u>During Month</u>	<u>To Date</u>
-----------------------	--------------------	-----------------------	---------------------	----------------

Regular; Processing Month 08/2025; Accounts to Include Accounts with Activity

Fund: 04 SPECIAL BUILDING FUND - SAVINGS

<u>Account Number</u>	<u>Description</u>	<u>Revised Budget</u>	<u>During Month</u>	<u>To Date</u>
04 1100	TAXES	0.00	127,693.12	611,500.17
04 1111	LOCAL PROPERTY TAXES - LEARNING COMMUNIT	0.00	83.16	83.16
04 1510	INTEREST ON INVESTMENTS	0.00	70.19	1,322.86
04 1990	OTHER LOCAL RECEIPTS	0.00	0.00	1,217,000.00
Subtotal: LOCAL RECIEPTS		0.00	127,846.47	1,829,906.19
Fund Total:		0.00	127,846.47	1,829,906.19

Fund: 05 UNEMPLOYMENT - SAVINGS

<u>Account Number</u>	<u>Description</u>	<u>Revised Budget</u>	<u>During Month</u>	<u>To Date</u>
05 1510	INTEREST ON INVESTMENTS	0.00	1.31	18.56
Subtotal: LOCAL RECIEPTS		0.00	1.31	18.56
Fund Total:		0.00	1.31	18.56

Fund: 06 GENERAL - SAVINGS

<u>Account Number</u>	<u>Description</u>	<u>Revised Budget</u>	<u>During Month</u>	<u>To Date</u>
06 1100	TAXES	0.00	7,285,691.96	32,086,685.47
06 1510	INTEREST ON INVESTMENTS	0.00	1,080.50	14,962.22
Subtotal: LOCAL RECIEPTS		0.00	7,286,772.46	32,101,647.69
Fund Total:		0.00	7,286,772.46	32,101,647.69

Fund: 13 SPECIAL BUILDING FUND - CHECKING

<u>Account Number</u>	<u>Description</u>	<u>Revised Budget</u>	<u>During Month</u>	<u>To Date</u>
13 1510	INTEREST ON INVESTMENTS	0.00	36.44	113.39
13 1990	OTHER LOCAL RECEIPTS	0.00	0.00	28,903.00
Subtotal: LOCAL RECIEPTS		0.00	36.44	29,016.39
13 5690	OTHER NON-REVENUE RECEIPTS	0.00	0.00	80,423.00
Subtotal: 5000		0.00	0.00	80,423.00
Fund Total:		0.00	36.44	109,439.39

Fund: 14 BUILDING FUND - NLAF

<u>Account Number</u>	<u>Description</u>	<u>Revised Budget</u>	<u>During Month</u>	<u>To Date</u>
14 1510	Interest on Investments	0.00	37,742.63	458,878.68
14 1990	OTHER LOCAL RECEIPTS	0.00	0.00	0.00
Subtotal: LOCAL RECIEPTS		0.00	37,742.63	458,878.68
Fund Total:		0.00	37,742.63	458,878.68

Fund: 16 QSC BONDS -SAVINGS

<u>Account Number</u>	<u>Description</u>	<u>Revised Budget</u>	<u>During Month</u>	<u>To Date</u>
16 1100	TAXES	0.00	0.00	48,827.00
16 1510	Interest on Investments	0.00	2.44	213.25
Subtotal: LOCAL RECIEPTS		0.00	2.44	49,040.25
Fund Total:		0.00	2.44	49,040.25

Fund: 18 GENERAL FUND CDARS

<u>Account Number</u>	<u>Description</u>	<u>Revised Budget</u>	<u>During Month</u>	<u>To Date</u>
18 1510	Interest on Investments	0.00	40,635.75	315,316.38
Subtotal: LOCAL RECIEPTS		0.00	40,635.75	315,316.38
Fund Total:		0.00	40,635.75	315,316.38

Fund: 19 BUILDING FUND CDARS

<u>Account Number</u>	<u>Description</u>	<u>Revised Budget</u>	<u>During Month</u>	<u>To Date</u>
19 1510	Interest on Investments	0.00	4,018.67	65,990.87
Subtotal: LOCAL RECIEPTS		0.00	4,018.67	65,990.87
Fund Total:		0.00	4,018.67	65,990.87

Fund: 20 DEPRECIATION CDARS

Regular; Processing Month 08/2025; Accounts to Include Accounts with Activity

<u>Account Number</u>	<u>Description</u>	<u>Revised Budget</u>	<u>During Month</u>	<u>To Date</u>
20 1510	Interest on Investments	0.00	10,687.92	154,619.92
	Subtotal: LOCAL RECIEPTS	0.00	10,687.92	154,619.92
	Fund Total:	0.00	10,687.92	154,619.92

Fund: 21 ACTIVITY FUND

<u>Account Number</u>	<u>Description</u>	<u>Revised Budget</u>	<u>During Month</u>	<u>To Date</u>
21 1710 1510	Interest on Investments	0.00	(537.96)	582.04
21 1990 0100	BHS Athletics	0.00	91,489.52	49,068.58
21 1990 0101	BMS Athletics	0.00	12,500.00	22,000.00
21 1990 0102	BSMS Athletics	0.00	12,500.00	24,068.00
21 1990 0105	BHS Football	0.00	861.00	70,268.37
21 1990 0110	BMS Football	0.00	91.00	1,119.00
21 1990 0111	BHS Varsity Track	0.00	1,048.00	27,185.10
21 1990 0112	BMS Track	0.00	0.00	1,027.25
21 1990 0113	BHS Athletic Training	0.00	0.00	9,000.00
21 1990 0114	BHS Uniforms	0.00	0.00	18,600.00
21 1990 0115	BHS Volleyball	0.00	0.00	6,099.67
21 1990 0116	BHS Lodging/Meals	0.00	0.00	18,638.00
21 1990 0117	BHS Dues/Fees	0.00	488.49	2,679.16
21 1990 0118	BHS Cross Country Club	0.00	100.00	1,708.40
21 1990 0119	BHS Baseball	0.00	155.75	13,029.85
21 1990 0120	BMS Volleyball	0.00	0.00	1,272.00
21 1990 0121	BSMS Football	0.00	389.00	2,764.00
21 1990 0122	BSMS Track	0.00	0.00	1,136.60
21 1990 0123	BSMS Volleyball	0.00	0.00	2,210.78
21 1990 0124	BSMS Boys' Basketball	0.00	0.00	2,896.00
21 1990 0125	BHS Boys' Basketball	0.00	0.00	12,721.74
21 1990 0130	BMS Boys' Basketball	0.00	0.00	1,628.00
21 1990 0131	BHS Unified Track & Field	0.00	0.00	200.00
21 1990 0132	BHS Unified Track & Field Club	0.00	0.00	74.24
21 1990 0135	BHS Girls' Basketball	0.00	0.00	18,146.10
21 1990 0140	BMS Girls' Basketball	0.00	0.00	1,722.25
21 1990 0141	BHS Baseball Club	0.00	0.00	547.48
21 1990 0142	BHS Volleyball Club	0.00	0.00	7,693.45
21 1990 0143	BSMS Girls' Basketball	0.00	0.00	1,726.00
21 1990 0145	BHS Cross Country	0.00	0.00	2,345.00
21 1990 0146	BMS Cross Country	0.00	0.00	800.00
21 1990 0150	BHS Boys' Golf	0.00	5,514.00	11,791.68
21 1990 0151	BHS Softball Club	0.00	3,460.00	7,042.50
21 1990 0152	BHS Boys' Soccer	0.00	500.00	8,732.44
21 1990 0153	BHS Boys' Soccer Fundraising	0.00	413.70	4,291.90
21 1990 0155	BHS Girls' Golf	0.00	1,545.00	9,980.00
21 1990 0156	BHS Girls' Tennis	0.00	0.00	1,000.00
21 1990 0164	BHS Girls' Soccer	0.00	500.00	5,620.61
21 1990 0165	BHS Girls' Soccer Fundraising	0.00	0.00	6,657.29
21 1990 0166	BHS Girls' Tennis Club	0.00	0.00	895.30
21 1990 0180	BHS Wrestling	0.00	1,000.00	15,345.96
21 1990 0185	BMS Wrestling	0.00	0.00	798.00
21 1990 0186	BSMS Wrestling	0.00	0.00	1,306.75
21 1990 0190	BHS Girls' Softball	0.00	1,323.00	7,087.35
21 1990 0191	BHS Unified Bowling	0.00	0.00	1,500.00
21 1990 0193	BHS Girls' Golf Club	0.00	129.00	129.00
21 1990 0195	BHS Track Club	0.00	552.00	7,710.28
21 1990 0196	BHS Football Club	0.00	1,105.00	10,304.25
21 1990 0197	BHS Wrestling Club	0.00	0.00	3,798.79

Regular; Processing Month 08/2025; Accounts to Include Accounts with Activity

Fund: 21 ACTIVITY FUND				
<u>Account Number</u>	<u>Description</u>	<u>Revised Budget</u>	<u>During Month</u>	<u>To Date</u>
21 1990 0200	BHS Band	0.00	1,323.00	9,656.10
21 1990 0220	HE Band Resale	0.00	0.00	2,940.00
21 1990 0221	AP Band Resale	0.00	0.00	2,452.12
21 1990 0300	BHS Dance Team	0.00	6,043.36	50,103.86
21 1990 0355	BHS Varsity Cheerleading	0.00	25,624.05	77,843.47
21 1990 0425	BHS Prom	0.00	0.00	15,039.50
21 1990 0450	BHS Skills USA/VICA	0.00	0.00	450.00
21 1990 0512	SE Student Council	0.00	0.00	924.90
21 1990 0550	BE Miscellaneous	0.00	0.00	5,368.59
21 1990 0557	PC Miscellaneous	0.00	115.00	6,028.43
21 1990 0559	DIST Washington DC Trip	0.00	0.00	7,130.67
21 1990 0560	HE Miscellaneous	0.00	0.00	3,965.09
21 1990 0561	AP Miscellaneous	0.00	0.00	11,497.89
21 1990 0567	SE Miscellaneous	0.00	0.00	7,985.47
21 1990 0600	BHS FBLA	0.00	0.00	8,839.44
21 1990 0650	BHS Fine Arts	0.00	0.00	180.49
21 1990 0651	BHS Play Production	0.00	0.00	1,173.90
21 1990 0652	BHS Speech	0.00	4,200.00	4,871.72
21 1990 0720	BHS French	0.00	0.00	661.46
21 1990 0750	BHS Journalism	0.00	0.00	125.00
21 1990 0800	BHS Miscellaneous	0.00	816.76	19,025.25
21 1990 0801	BHS Robotics	0.00	0.00	2,707.56
21 1990 0802	BHS Quiz Bowl	0.00	0.00	3,603.38
21 1990 0804	BHS Multi Cultural Club	0.00	0.00	2,681.22
21 1990 0805	BHS Boys' Youth Basketball	0.00	0.00	8,647.90
21 1990 0806	BHS Outdoor Club	0.00	65.00	465.00
21 1990 0807	BHS Key Club	0.00	0.00	363.05
21 1990 0809	BHS National Honor Society	0.00	0.00	611.97
21 1990 0825	BHS Youth Girls' Basketball	0.00	0.00	7,506.34
21 1990 0830	BHS PSAT/AP	0.00	0.00	1,922.00
21 1990 0845	BMS Yearbook	0.00	0.00	620.00
21 1990 0846	BSMS Yearbook	0.00	10.00	2,640.00
21 1990 0856	BHS Girls' Youth Golf	0.00	0.00	618.00
21 1990 0872	BMS Service Club	0.00	0.00	530.41
21 1990 0875	DIST Wellness	0.00	0.00	2,008.00
21 1990 0880	DIST Facilities Use	0.00	12,050.00	75,604.02
21 1990 0890	BHS Student Senate	0.00	0.00	4,556.23
21 1990 0891	BMS Student Senate	0.00	0.00	1,004.54
21 1990 0892	BMS Cooking Club	0.00	0.00	1,225.00
21 1990 0893	BMS Miscellaneous	0.00	46.63	4,382.26
21 1990 0894	BSMS Student Senate	0.00	0.00	455.00
21 1990 0895	BSMS Cooking Club	0.00	1,380.00	2,355.00
21 1990 0896	BSMS Miscellaneous	0.00	26.47	6,775.50
21 1990 0900	BHS Music	0.00	0.00	1,649.00
21 1990 0910	BHS Musical	0.00	0.00	45,381.96
21 1990 0916	BMS Music Resale	0.00	0.00	360.00
21 1990 0917	BSMS Music Resale	0.00	0.00	0.00
21 1990 0952	BHS Art Lab	0.00	60.00	166.91
21 1990 0955	BHS Shop	0.00	400.00	1,944.00
21 1990 0970	BHS Library	0.00	43.61	1,037.93
21 1990 0971	PC Library	0.00	0.00	4,140.97
21 1990 0972	SE Library	0.00	19.12	4,298.85
21 1990 0975	BE Library	0.00	0.00	1,499.21
21 1990 0976	AP Library	0.00	0.00	6,404.43

Regular; Processing Month 08/2025; Accounts to Include Accounts with Activity

Fund: 21 ACTIVITY FUND

<u>Account Number</u>	<u>Description</u>	<u>Revised Budget</u>	<u>During Month</u>	<u>To Date</u>
21 1990 0995	HE Library	0.00	0.00	2,848.20
21 1990 0996	BMS Library	0.00	0.00	1,762.23
21 1990 0997	BSMS Library	0.00	0.00	1,275.90
Subtotal: LOCAL RECIEPTS		0.00	187,349.50	867,264.48
Fund Total:		0.00	187,349.50	867,264.48

Fund: 22 STUDENT FEE FUND

<u>Account Number</u>	<u>Description</u>	<u>Revised Budget</u>	<u>During Month</u>	<u>To Date</u>
22 1741 5100	Cooperative Loss	0.00	11,230.34	28,270.09
Subtotal: LOCAL RECIEPTS		0.00	11,230.34	28,270.09
Fund Total:		0.00	11,230.34	28,270.09

Fund: 24 QSC BONDS CDARS

<u>Account Number</u>	<u>Description</u>	<u>Revised Budget</u>	<u>During Month</u>	<u>To Date</u>
24 1510	Interest on Investments	0.00	2,057.05	22,769.48
Subtotal: LOCAL RECIEPTS		0.00	2,057.05	22,769.48
Fund Total:		0.00	2,057.05	22,769.48

Fund: 25 BOND FUND

<u>Account Number</u>	<u>Description</u>	<u>Revised Budget</u>	<u>During Month</u>	<u>To Date</u>
25 1100	Local Property Taxes	0.00	3,447,093.78	10,139,361.21
25 1510	Interest on Investments	0.00	28,058.96	300,479.31
Subtotal: LOCAL RECIEPTS		0.00	3,475,152.74	10,439,840.52
Fund Total:		0.00	3,475,152.74	10,439,840.52

Fund: 27 UNEMPLOYMENT CDARS

<u>Account Number</u>	<u>Description</u>	<u>Revised Budget</u>	<u>During Month</u>	<u>To Date</u>
27 1510	Interest on Investments	0.00	925.09	10,968.90
Subtotal: LOCAL RECIEPTS		0.00	925.09	10,968.90
Fund Total:		0.00	925.09	10,968.90

	<u>Revised Budget</u>	<u>During Month</u>	<u>To Date</u>
Grand Total:	0.00	13,450,056.58	72,348,727.90

Account Number	Account Description	Revised Budget	Expended During Month	Expenditures to Date	% of Budget	Balance at EOM	P/ O Outstanding	Unencumbered Balance
01	GENERAL FUND CHECKING							
1100	REGULAR INSTRUCTIONAL PROGRAMS							
01 1100 110 000	REG INSTR - SALARIES NON-INSTR DIST	41,947.00	3,801.09	40,602.59	96.79	1,344.41	0.00	1,344.41
01 1100 111 000	REG INSTR - SALARIES TEACHERS DIST	161,762.00	19,828.61	237,943.65	147.09	(76,181.65)	0.00	(76,181.65)
01 1100 111 001	REG INSTR - SALARIES TEACHERS BHS	3,611,341.00	316,345.40	3,663,162.55	101.43	(51,821.55)	0.00	(51,821.55)
01 1100 111 002	REG INSTR - SALARIES TEACHERS BE	1,564,241.00	108,759.80	1,215,231.21	77.69	349,009.79	0.00	349,009.79
01 1100 111 003	REG INSTR - SALARIES TEACHERS PC	2,246,181.00	181,081.91	2,043,079.13	90.96	203,101.87	0.00	203,101.87
01 1100 111 004	REG INSTR - SALARIES TEACHERS HE	1,726,434.00	131,883.34	1,552,519.84	89.93	173,914.16	0.00	173,914.16
01 1100 111 005	REG INSTR - SALARIES TEACHERS BMS	2,015,854.00	170,409.06	2,032,017.65	100.80	(16,163.65)	0.00	(16,163.65)
01 1100 111 006	REG INSTR - SALARIES TEACHERS AP	1,646,211.00	128,487.69	1,517,275.41	92.17	128,935.59	0.00	128,935.59
01 1100 111 007	REG INSTR - SALARIES TEACHERS SE	1,437,692.00	119,190.01	1,489,553.73	103.61	(51,861.73)	0.00	(51,861.73)
01 1100 111 008	REG INSTR - SALARIES TEACHERS BSMS	2,582,636.00	198,246.27	2,418,066.97	93.63	164,569.03	0.00	164,569.03
01 1100 112 001	REG INSTR - SALARIES INSTR AIDES BHS	25,506.00	74.91	20,670.84	81.04	4,835.16	0.00	4,835.16
01 1100 112 002	REG INSTR - SALARIES INSTR AIDES BE	0.00	0.00	0.00	0.00	0.00	0.00	0.00
01 1100 112 003	REG INSTR - SALARIES INSTR AIDES PC	0.00	0.00	0.00	0.00	0.00	0.00	0.00
01 1100 112 004	REG INSTR - SALARIES INSTR AIDES HE	0.00	0.00	0.00	0.00	0.00	0.00	0.00
01 1100 112 005	REG INSTR - SALARIES INSTR AIDES BMS	0.00	0.00	0.00	0.00	0.00	0.00	0.00
01 1100 112 006	REG INSTR - SALARIES INSTR AIDES AP	0.00	0.00	0.00	0.00	0.00	0.00	0.00
01 1100 112 007	REG INSTR - SALARIES INSTR AIDES SE	0.00	0.00	0.00	0.00	0.00	0.00	0.00
01 1100 112 008	REG INSTR - SALARIES INSTR AIDES BSMS	0.00	0.00	0.00	0.00	0.00	0.00	0.00
01 1100 120 001	REG INSTR - SUBS NON-INSTR BHS	54,618.00	0.00	6,164.00	11.29	48,454.00	0.00	48,454.00
01 1100 120 005	REG INSTR - SUBS NON-INSTR BMS	1,912.00	0.00	85.00	4.45	1,827.00	0.00	1,827.00
01 1100 122 001	REG INSTR - SUB AIDES/ASST HS	285.00	0.00	497.47	174.55	(212.47)	0.00	(212.47)
01 1100 122 002	REG INSTR - SUB AIDES/ASST BE	531.00	0.00	216.65	40.80	314.35	0.00	314.35
01 1100 122 003	REG INSTR - SUB AIDES/ASST PC	0.00	0.00	0.00	0.00	0.00	0.00	0.00
01 1100 122 004	REG INSTR - SUB AIDES/ASST HE	0.00	0.00	0.00	0.00	0.00	0.00	0.00
01 1100 122 005	REG INSTR - SUB AIDES/ASST BMS	1,095.00	0.00	1,057.11	96.54	37.89	0.00	37.89
01 1100 122 006	REG INSTR - SUB AIDES/ASST AP	0.00	0.00	118.31	0.00	(118.31)	0.00	(118.31)
01 1100 122 007	REG INSTR - SUB AIDES/ASST SE	0.00	0.00	0.00	0.00	0.00	0.00	0.00
01 1100 122 008	REG INSTR - SUB AIDES/ASST BSMS	1,255.00	0.00	1,513.68	120.61	(258.68)	0.00	(258.68)
01 1100 123 001	REG INSTR - SUB TEACHERS BHS	119,721.00	0.00	105,197.50	87.87	14,523.50	0.00	14,523.50
01 1100 123 002	REG INSTR - SUB TEACHERS BE	68,239.00	0.00	54,807.50	80.32	13,431.50	0.00	13,431.50
01 1100 123 003	REG INSTR - SUB TEACHERS PC	72,582.00	0.00	60,265.00	83.03	12,317.00	0.00	12,317.00
01 1100 123 004	REG INSTR - SUB TEACHERS HE	92,363.00	0.00	50,090.00	54.23	42,273.00	0.00	42,273.00
01 1100 123 005	REG INSTR - SUB TEACHERS BMS	65,697.00	0.00	52,870.00	80.48	12,827.00	0.00	12,827.00
01 1100 123 006	REG INSTR - SUB TEACHERS AP	40,344.00	0.00	54,397.50	134.83	(14,053.50)	0.00	(14,053.50)
01 1100 123 007	REG INSTR - SUB TEACHERS SE	47,137.00	0.00	47,350.00	100.45	(213.00)	0.00	(213.00)
01 1100 123 008	REG INSTR - SUB TEACHERS BSMS	81,496.00	0.00	72,185.00	88.57	9,311.00	0.00	9,311.00
01 1100 130 000	REG INSTR - OT SALARIES NON-INSTR DIST	7,530.00	0.00	7,122.99	94.59	407.01	0.00	407.01
01 1100 130 001	REG INSTR - OT SALARIES NON-INSTR BHS	0.00	0.00	0.00	0.00	0.00	0.00	0.00
01 1100 132 001	REG INSTR - OT SALARIES AIDES BHS	1,078.00	0.00	407.97	37.85	670.03	0.00	670.03
01 1100 132 002	REG INSTR - OT SALARIES INSTR AIDES BE	0.00	0.00	0.00	0.00	0.00	0.00	0.00
01 1100 132 003	REG INSTR - OT SALARIES INSTR AIDES PC	0.00	0.00	0.00	0.00	0.00	0.00	0.00
01 1100 132 004	REG INSTR - OT SALARIES INSTR AIDES HE	0.00	0.00	0.00	0.00	0.00	0.00	0.00
01 1100 132 006	REG INSTR - OT SALARIES INSTR AIDES AP	0.00	0.00	0.00	0.00	0.00	0.00	0.00
01 1100 132 007	REG INSTR - OT SALARIES INSTR AIDES SE	0.00	0.00	0.00	0.00	0.00	0.00	0.00
01 1100 132 008	REG INSTR - OT SALARIES INSTR AIDES BSMS	0.00	0.00	0.00	0.00	0.00	0.00	0.00
01 1100 150 000	REG INSTR - ADD'L COMP NON-INSTR DIST	748.00	6.94	83.72	11.19	664.28	0.00	664.28
01 1100 150 001	REG INSTR - ADD'L COMP NON-INSTR BHS	3,607.00	128.38	5,216.00	144.61	(1,609.00)	0.00	(1,609.00)
01 1100 150 005	REG INSTR - ADD'L COMP NON-INSTR BMS	660.00	0.00	105.00	15.91	555.00	0.00	555.00
01 1100 150 008	REG INSTR - ADD'L COMP NON-INSTR BSMS	6,883.00	0.00	618.84	8.99	6,264.16	0.00	6,264.16
01 1100 151 000	REG INSTR - ADD'L COMP TEACHERS DIST	7,274.00	260.76	3,825.77	52.60	3,448.23	0.00	3,448.23
01 1100 151 001	REG INSTR - ADD'L COMP TEACHERS BHS	464,573.00	55,209.78	542,190.50	116.71	(77,617.50)	0.00	(77,617.50)
01 1100 151 002	REG INSTR - ADD'L COMP TEACHERS BE	23,186.00	1,906.34	25,513.81	110.04	(2,327.81)	0.00	(2,327.81)
01 1100 151 003	REG INSTR - ADD'L COMP TEACHERS PC	44,038.00	2,413.12	38,562.63	87.57	5,475.37	0.00	5,475.37

Regular; Processing Month 08/2025

Account Number	Account Description	Revised Budget	Expended During Month	Expenditures to Date	% of Budget	Balance at EOM	P/ O Outstanding	Unencumbered Balance
01 1100 151 004	REG INSTR - ADD'L COMP TEACHERS HE	40,131.00	2,629.05	27,521.73	68.58	12,609.27	0.00	12,609.27
01 1100 151 005	REG INSTR - ADD'L COMP TEACHERS BMS	114,254.00	7,513.04	100,801.21	88.23	13,452.79	0.00	13,452.79
01 1100 151 006	REG INSTR - ADD'L COMP TEACHERS AP	30,104.00	1,957.14	29,214.28	97.04	889.72	0.00	889.72
01 1100 151 007	REG INSTR - ADD'L COMP TEACHERS SE	25,057.00	1,866.77	26,030.83	103.89	(973.83)	0.00	(973.83)
01 1100 151 008	REG INSTR - ADD'L COMP TEACHERS BSMS	120,259.00	8,039.76	112,743.05	93.75	7,515.95	0.00	7,515.95
01 1100 152 001	REG INSTR - ADD'L COMP AIDES BHS	0.00	0.00	111.12	0.00	(111.12)	0.00	(111.12)
01 1100 152 002	REG INSTR - ADD'L COMP AIDES BE	0.00	0.00	0.00	0.00	0.00	0.00	0.00
01 1100 152 003	REG INSTR - ADD'L COMP AIDES PC	0.00	0.00	0.00	0.00	0.00	0.00	0.00
01 1100 152 004	REG INSTR - ADD'L COMP AIDES HE	0.00	0.00	0.00	0.00	0.00	0.00	0.00
01 1100 152 005	REG INSTR - ADD'L COMP AIDES BMS	0.00	0.00	50.00	0.00	(50.00)	0.00	(50.00)
01 1100 152 006	REG INSTR - ADD'L COMP AIDES AP	0.00	0.00	27.38	0.00	(27.38)	0.00	(27.38)
01 1100 152 007	REG INSTR - ADD'L COMP AIDES SE	0.00	0.00	0.00	0.00	0.00	0.00	0.00
01 1100 152 008	REG INSTR - ADD'L COMP AIDES BSMS	0.00	0.00	25.00	0.00	(25.00)	0.00	(25.00)
01 1100 210 000	REG INSTR - GROUP INS NON-INSTR DIST	62.00	2.10	25.20	40.65	36.80	0.00	36.80
01 1100 211 000	REG INSTR - GROUP INS TEACHERS/PROF DIST	52,914.00	4,944.94	59,550.16	112.54	(6,636.16)	0.00	(6,636.16)
01 1100 211 001	REG INSTR - GROUP INS TEACHERS/PROF BHS	875,592.00	80,048.40	973,108.22	111.14	(97,516.22)	0.00	(97,516.22)
01 1100 211 002	REG INSTR - GROUP INS TEACHERS/PROF BE	478,336.00	31,678.67	336,482.49	70.34	141,853.51	0.00	141,853.51
01 1100 211 003	REG INSTR - GROUP INS TEACHERS/PROF PC	578,824.00	48,529.34	561,109.36	96.94	17,714.64	0.00	17,714.64
01 1100 211 004	REG INSTR - GROUP INS TEACHERS/PROF HE	447,982.00	33,188.33	383,250.41	85.55	64,731.59	0.00	64,731.59
01 1100 211 005	REG INSTR - GROUP INS TEACHERS/PROF BMS	389,448.00	32,731.03	383,140.24	98.38	6,307.76	0.00	6,307.76
01 1100 211 006	REG INSTR - GROUP INS TEACHERS/PROF AP	516,449.00	39,199.23	470,390.76	91.08	46,058.24	0.00	46,058.24
01 1100 211 007	REG INSTR - GROUP INS TEACHERS/PROF SE	422,994.00	36,853.09	413,333.18	97.72	9,660.82	0.00	9,660.82
01 1100 211 008	REG INSTR - GROUP INS TEACHERS/PROF BSMS	600,297.00	48,539.88	582,481.72	97.03	17,815.28	0.00	17,815.28
01 1100 212 001	REG INSTR - GROUP INS AIDES BHS	453.00	32.23	386.66	85.36	66.34	0.00	66.34
01 1100 212 002	REG INSTR - GROUP INS AIDES BE	0.00	0.00	0.00	0.00	0.00	0.00	0.00
01 1100 212 003	REG INSTR - GROUP INS AIDES PC	0.00	0.00	0.00	0.00	0.00	0.00	0.00
01 1100 212 004	REG INSTR - GROUP INS AIDES HE	0.00	0.00	0.00	0.00	0.00	0.00	0.00
01 1100 212 005	REG INSTR - GROUP INS AIDES BMS	0.00	0.00	0.00	0.00	0.00	0.00	0.00
01 1100 212 006	REG INSTR - GROUP INS AIDES AP	0.00	0.00	0.00	0.00	0.00	0.00	0.00
01 1100 212 007	REG INSTR - GROUP INS AIDES SE	0.00	0.00	0.00	0.00	0.00	0.00	0.00
01 1100 212 008	REG INSTR - GROUP INS AIDES BSMS	0.00	0.00	0.00	0.00	0.00	0.00	0.00
01 1100 220 000	REG INSTR - SOC SEC NON-INSTR DIST	4,379.00	327.65	4,093.46	93.48	285.54	0.00	285.54
01 1100 220 001	REG INSTR - SOC SEC NON-INSTR BHS	4,377.00	9.82	870.62	19.89	3,506.38	0.00	3,506.38
01 1100 220 005	REG INSTR - SOC SEC NON-INSTR BMS	194.00	0.00	14.53	7.49	179.47	0.00	179.47
01 1100 220 008	REG INSTR - SOC SEC NON-INSTR BSMS	526.00	0.00	47.33	9.00	478.67	0.00	478.67
01 1100 221 000	REG INSTR - SOC SEC TEACHERS DIST	13,228.00	1,547.35	18,620.27	140.76	(5,392.27)	0.00	(5,392.27)
01 1100 221 001	REG INSTR - SOC SEC TEACHERS BHS	317,035.00	28,324.57	320,303.61	101.03	(3,268.61)	0.00	(3,268.61)
01 1100 221 002	REG INSTR - SOC SEC TEACHERS BE	124,579.00	8,619.48	97,080.43	77.93	27,498.57	0.00	27,498.57
01 1100 221 003	REG INSTR - SOC SEC TEACHERS PC	178,398.00	14,031.82	159,250.89	89.27	19,147.11	0.00	19,147.11
01 1100 221 004	REG INSTR - SOC SEC TEACHERS HE	136,370.00	10,270.78	117,571.62	86.22	18,798.38	0.00	18,798.38
01 1100 221 005	REG INSTR - SOC SEC TEACHERS BMS	167,926.00	13,665.56	164,072.07	97.70	3,853.93	0.00	3,853.93
01 1100 221 006	REG INSTR - SOC SEC TEACHERS AP	124,261.00	9,734.36	115,370.39	92.85	8,890.61	0.00	8,890.61
01 1100 221 007	REG INSTR - SOC SEC TEACHERS SE	110,655.00	9,188.95	112,675.27	101.83	(2,020.27)	0.00	(2,020.27)
01 1100 221 008	REG INSTR - SOC SEC TEACHERS BSMS	210,541.00	15,695.18	192,607.73	91.48	17,933.27	0.00	17,933.27
01 1100 222 001	REG INSTR - SOC SEC AIDES BHS	2,046.00	5.73	1,617.40	79.05	428.60	0.00	428.60
01 1100 222 002	REG INSTR - SOC SEC AIDES BE	39.00	0.00	16.58	42.51	22.42	0.00	22.42
01 1100 222 003	REG INSTR - SOC SEC AIDES PC	0.00	0.00	0.00	0.00	0.00	0.00	0.00
01 1100 222 004	REG INSTR - SOC SEC AIDES HE	0.00	0.00	0.00	0.00	0.00	0.00	0.00
01 1100 222 005	REG INSTR - SOC SEC AIDES BMS	82.00	0.00	84.69	103.28	(2.69)	0.00	(2.69)
01 1100 222 006	REG INSTR - SOC SEC AIDES AP	0.00	0.00	11.16	0.00	(11.16)	0.00	(11.16)
01 1100 222 007	REG INSTR - SOC SEC AIDES SE	0.00	0.00	0.00	0.00	0.00	0.00	0.00
01 1100 222 008	REG INSTR - SOC SEC AIDES BSMS	94.00	0.00	117.72	125.23	(23.72)	0.00	(23.72)
01 1100 223 001	REG INSTR - SOC SEC SUB TEACHERS BHS	8,988.00	0.00	8,047.94	89.54	940.06	0.00	940.06
01 1100 223 002	REG INSTR - SOC SEC SUB TEACHERS BE	5,123.00	0.00	4,192.94	81.85	930.06	0.00	930.06
01 1100 223 003	REG INSTR - SOC SEC SUB TEACHERS PC	5,450.00	0.00	4,610.22	84.59	839.78	0.00	839.78

Regular; Processing Month 08/2025

Account Number	Account Description	Revised Budget	Expended During Month	Expenditures to Date	% of Budget	Balance at EOM	P/ O Outstanding	Unencumbered Balance
01 1100 223 004	REG INSTR - SOC SEC SUB TEACHERS HE	6,935.00	0.00	3,831.71	55.25	3,103.29	0.00	3,103.29
01 1100 223 005	REG INSTR - SOC SEC SUB TEACHERS BMS	4,933.00	0.00	4,044.77	81.99	888.23	0.00	888.23
01 1100 223 006	REG INSTR - SOC SEC SUB TEACHERS AP	3,029.00	0.00	4,161.45	137.39	(1,132.45)	0.00	(1,132.45)
01 1100 223 007	REG INSTR - SOC SEC SUB TEACHERS SE	3,540.00	0.00	3,622.13	102.32	(82.13)	0.00	(82.13)
01 1100 223 008	REG INSTR - SOC SEC SUB TEACHERS BSMS	6,119.00	0.00	5,522.27	90.25	596.73	0.00	596.73
01 1100 230 000	REG INSTR - RETIREMENT NON-INSTR DIST	3,679.00	279.38	3,507.82	95.35	171.18	0.00	171.18
01 1100 230 001	REG INSTR - RETIREMENT NON-INSTR BHS	255.00	9.44	378.26	148.34	(123.26)	0.00	(123.26)
01 1100 230 005	REG INSTR - RETIREMENT NON-INSTR BMS	47.00	0.00	13.97	29.72	33.03	0.00	33.03
01 1100 230 008	REG INSTR - RETIREMENT NON-INSTR BSMS	95.00	0.00	45.48	47.87	49.52	0.00	49.52
01 1100 231 000	REG INSTR - RETIREMENT TEACHERS DIST	12,425.00	1,474.50	17,701.90	142.47	(5,276.90)	0.00	(5,276.90)
01 1100 231 001	REG INSTR - RETIREMENT TEACHERS BHS	297,484.00	26,850.45	302,269.87	101.61	(4,785.87)	0.00	(4,785.87)
01 1100 231 002	REG INSTR - RETIREMENT TEACHERS BE	116,709.00	8,116.26	91,007.55	77.98	25,701.45	0.00	25,701.45
01 1100 231 003	REG INSTR - RETIREMENT TEACHERS PC	167,588.00	13,455.47	152,202.96	90.82	15,385.04	0.00	15,385.04
01 1100 231 004	REG INSTR - RETIREMENT TEACHERS HE	128,920.00	9,821.23	112,767.09	87.47	16,152.91	0.00	16,152.91
01 1100 231 005	REG INSTR - RETIREMENT TEACHERS BMS	156,253.00	13,040.66	155,955.45	99.81	297.55	0.00	297.55
01 1100 231 006	REG INSTR - RETIREMENT TEACHERS AP	119,792.00	9,566.90	113,254.97	94.54	6,537.03	0.00	6,537.03
01 1100 231 007	REG INSTR - RETIREMENT TEACHERS SE	104,082.00	8,877.96	111,354.59	106.99	(7,272.59)	0.00	(7,272.59)
01 1100 231 008	REG INSTR - RETIREMENT TEACHERS BSMS	197,743.00	15,129.74	185,105.01	93.61	12,637.99	0.00	12,637.99
01 1100 232 001	REG INSTR - RETIREMENT AIDES BHS	1,882.00	5.51	1,552.22	82.48	329.78	0.00	329.78
01 1100 232 002	REG INSTR - RETIREMENT AIDES BE	0.00	0.00	0.00	0.00	0.00	0.00	0.00
01 1100 232 003	REG INSTR - RETIREMENT AIDES PC	0.00	0.00	0.00	0.00	0.00	0.00	0.00
01 1100 232 004	REG INSTR - RETIREMENT AIDES HE	0.00	0.00	0.00	0.00	0.00	0.00	0.00
01 1100 232 005	REG INSTR - RETIREMENT AIDES BMS	0.00	0.00	3.68	0.00	(3.68)	0.00	(3.68)
01 1100 232 006	REG INSTR - RETIREMENT AIDES AP	0.00	0.00	0.00	0.00	0.00	0.00	0.00
01 1100 232 007	REG INSTR - RETIREMENT AIDES SE	0.00	0.00	0.00	0.00	0.00	0.00	0.00
01 1100 232 008	REG INSTR - RETIREMENT AIDES BSMS	0.00	0.00	1.84	0.00	(1.84)	0.00	(1.84)
01 1100 233 001	REG INSTR - RETIREMENT SUB TEACHERS BHS	0.00	0.00	143.66	0.00	(143.66)	0.00	(143.66)
01 1100 233 002	REG INSTR - RETIREMENT SUB TEACHERS BE	0.00	0.00	12.50	0.00	(12.50)	0.00	(12.50)
01 1100 233 003	REG INSTR - RETIREMENT SUB TEACHERS PC	328.00	0.00	562.31	171.44	(234.31)	0.00	(234.31)
01 1100 233 004	REG INSTR - RETIREMENT SUB TEACHERS HE	2,229.00	0.00	543.51	24.38	1,685.49	0.00	1,685.49
01 1100 233 005	REG INSTR - RETIREMENT SUB TEACHERS BMS	26.00	0.00	12.49	48.04	13.51	0.00	13.51
01 1100 233 006	REG INSTR - RETIREMENT SUB TEACHERS AP	157.00	0.00	31.25	19.90	125.75	0.00	125.75
01 1100 233 007	REG INSTR - RETIREMENT SUB TEACHERS SE	52.00	0.00	137.48	264.38	(85.48)	0.00	(85.48)
01 1100 233 008	REG INSTR - RETIREMENT SUB TEACHERS BSMS	170.00	0.00	106.26	62.51	63.74	0.00	63.74
01 1100 237 000	REG INSTR - INCR RET CONTR DIST	5,538.00	174.19	6,428.29	116.08	(890.29)	0.00	(890.29)
01 1100 237 001	REG INSTR - INCR RET CONTR BHS	103,038.00	2,668.31	91,930.55	89.22	11,107.45	0.00	11,107.45
01 1100 237 002	REG INSTR - INCR RET CONTR BE	40,138.00	806.11	27,390.75	68.24	12,747.25	0.00	12,747.25
01 1100 237 003	REG INSTR - INCR RET CONTR PC	57,749.00	1,336.39	45,983.73	79.63	11,765.27	0.00	11,765.27
01 1100 237 004	REG INSTR - INCR RET CONTR HE	45,104.00	975.44	34,166.97	75.75	10,937.03	0.00	10,937.03
01 1100 237 005	REG INSTR - INCR RET CONTR BMS	53,634.00	1,295.15	47,214.62	88.03	6,419.38	0.00	6,419.38
01 1100 237 006	REG INSTR - INCR RET CONTR AP	41,253.00	950.20	34,268.42	83.07	6,984.58	0.00	6,984.58
01 1100 237 007	REG INSTR - INCR RET CONTR SE	35,813.00	881.76	32,822.80	91.65	2,990.20	0.00	2,990.20
01 1100 237 008	REG INSTR - INCR RET CONTR BSMS	68,099.00	1,502.71	56,258.16	82.61	11,840.84	0.00	11,840.84
01 1100 260 000	REG INSTR - UNEMPLOY COMP NON-INSTR DIST	2,500.00	0.00	0.00	0.00	2,500.00	0.00	2,500.00
01 1100 271 001	REG INSTR - WORK COMP TEACHERS BHS	0.00	24,107.38	24,107.38	0.00	(24,107.38)	0.00	(24,107.38)
01 1100 271 002	REG INSTR - WORK COMP TEACHERS BE	0.00	24,107.38	24,107.38	0.00	(24,107.38)	0.00	(24,107.38)
01 1100 271 003	REG INSTR - WORK COMP TEACHERS PC	0.00	24,107.38	24,107.38	0.00	(24,107.38)	0.00	(24,107.38)
01 1100 271 004	REG INSTR - WORK COMP TEACHERS HE	0.00	24,107.38	24,107.38	0.00	(24,107.38)	0.00	(24,107.38)
01 1100 271 005	REG INSTR - WORK COMP TEACHERS BMS	0.00	24,107.38	24,107.38	0.00	(24,107.38)	0.00	(24,107.38)
01 1100 271 006	REG INSTR - WORK COMP TEACHERS AP	0.00	24,107.38	24,107.38	0.00	(24,107.38)	0.00	(24,107.38)
01 1100 271 007	REG INSTR - WORK COMP TEACHERS SE	0.00	24,107.38	24,107.38	0.00	(24,107.38)	0.00	(24,107.38)
01 1100 271 008	REG INSTR - WORK COMP TEACHERS BSMS	0.00	24,107.38	24,107.38	0.00	(24,107.38)	0.00	(24,107.38)
01 1100 280 000	REG INSTR - HEALTH BEN NON-INSTR DIST	6,002.00	475.00	5,700.00	94.97	302.00	0.00	302.00
01 1100 281 000	REG INSTR - HEALTH BEN TEACHERS DIST	4,001.00	475.00	5,700.00	142.46	(1,699.00)	0.00	(1,699.00)
01 1100 281 001	REG INSTR - HEALTH BEN TEACHERS BHS	105,796.00	9,246.23	104,525.58	98.80	1,270.42	0.00	1,270.42

Account Number	Account Description	Revised Budget	Expended During Month	Expenditures to Date	% of Budget	Balance at EOM	P/ O Outstanding	Unencumbered Balance
01 1100 580 006	REG INSTR - TRAVEL & MILEAGE AP	1,500.00	0.00	242.04	16.14	1,257.96	0.00	1,257.96
01 1100 580 006 001	REG INSTR - TRAVEL & MILEAGE GRADE 1 AP	0.00	0.00	0.00	0.00	0.00	0.00	0.00
01 1100 580 006 002	REG INSTR - TRAVEL & MILEAGE GRADE 2 AP	0.00	0.00	0.00	0.00	0.00	0.00	0.00
01 1100 580 006 003	REG INSTR - TRAVEL & MILEAGE GRADE 3 AP	0.00	0.00	0.00	0.00	0.00	0.00	0.00
01 1100 580 006 004	REG INSTR - TRAVEL & MILEAGE GRADE 4 AP	0.00	0.00	0.00	0.00	0.00	0.00	0.00
01 1100 580 006 005	REG INSTR - TRAVEL & MILEAGE GRADE 5 AP	0.00	0.00	0.00	0.00	0.00	0.00	0.00
01 1100 580 006 007	REG INSTR - TRAVEL & MILEAGE KDG AP	0.00	0.00	0.00	0.00	0.00	0.00	0.00
01 1100 580 006 060	REG INSTR - TRAVEL & MILEAGE PE AP	0.00	0.00	0.00	0.00	0.00	0.00	0.00
01 1100 580 006 080	REG INSTR - TRAVEL & MILEAGE ART AP	0.00	0.00	0.00	0.00	0.00	0.00	0.00
01 1100 580 006 081	REG INSTR - TRAVEL & MILEAGE VOC MUS AP	100.00	0.00	0.00	0.00	100.00	0.00	100.00
01 1100 580 006 082	REG INSTR - TRAVEL & MILEAGE INST MUS AP	0.00	0.00	0.00	0.00	0.00	0.00	0.00
01 1100 580 007	REG INSTR - TRAVEL & MILEAGE SE	0.00	0.00	45.34	0.00	(45.34)	0.00	(45.34)
01 1100 580 007 001	REG INSTR - TRAVEL & MILEAGE GRADE 1 SE	0.00	0.00	0.00	0.00	0.00	0.00	0.00
01 1100 580 007 002	REG INSTR - TRAVEL & MILEAGE GRADE 2 SE	0.00	0.00	0.00	0.00	0.00	0.00	0.00
01 1100 580 007 003	REG INSTR - TRAVEL & MILEAGE GRADE 3 SE	0.00	0.00	0.00	0.00	0.00	0.00	0.00
01 1100 580 007 004	REG INSTR - TRAVEL & MILEAGE GRADE 4 SE	0.00	0.00	0.00	0.00	0.00	0.00	0.00
01 1100 580 007 005	REG INSTR - TRAVEL & MILEAGE GRADE 5 SE	0.00	0.00	0.00	0.00	0.00	0.00	0.00
01 1100 580 007 007	REG INSTR - TRAVEL & MILEAGE KDG SE	0.00	0.00	0.00	0.00	0.00	0.00	0.00
01 1100 580 007 060	REG INSTR - TRAVEL & MILEAGE PE SE	0.00	0.00	0.00	0.00	0.00	0.00	0.00
01 1100 580 007 080	REG INSTR - TRAVEL & MILEAGE ART SE	100.00	0.00	0.00	0.00	100.00	0.00	100.00
01 1100 580 007 081	REG INSTR - TRAVEL & MILEAGE VOC MUS SE	100.00	0.00	0.00	0.00	100.00	0.00	100.00
01 1100 580 007 082	REG INSTR - TRAVEL & MILEAGE INST MUS SE	0.00	0.00	0.00	0.00	0.00	0.00	0.00
01 1100 580 008	REG INSTR - TRAVEL & MILEAGE BSMS	0.00	0.00	708.76	0.00	(708.76)	0.00	(708.76)
01 1100 580 008 015	REG INSTR - TRAVEL & MILEAGE ENGLISH BSMS	0.00	0.00	0.00	0.00	0.00	0.00	0.00
01 1100 580 008 018	REG INSTR - TRAVEL & MILEAGE READING BSMS	0.00	0.00	0.00	0.00	0.00	0.00	0.00
01 1100 580 008 019	REG INSTR - TRAVEL & MILEAGE SPEECH BSMS	0.00	0.00	0.00	0.00	0.00	0.00	0.00
01 1100 580 008 022	REG INSTR - TRAVEL & MILEAGE LANGUAGE BSMS	0.00	0.00	0.00	0.00	0.00	0.00	0.00
01 1100 580 008 030	REG INSTR - TRAVEL & MILEAGE SOC STUD BSMS	0.00	0.00	0.00	0.00	0.00	0.00	0.00
01 1100 580 008 040	REG INSTR - TRAVEL & MILEAGE MATH BSMS	0.00	0.00	0.00	0.00	0.00	0.00	0.00
01 1100 580 008 050	REG INSTR - TRAVEL & MILEAGE T&L BSMS	0.00	0.00	42.88	0.00	(42.88)	0.00	(42.88)
01 1100 580 008 054	REG INSTR - TRAVEL & MILEAGE COMPUTER BSMS	0.00	0.00	0.00	0.00	0.00	0.00	0.00
01 1100 580 008 060	REG INSTR - TRAVEL & MILEAGE PE BSMS	0.00	0.00	0.00	0.00	0.00	0.00	0.00
01 1100 580 008 070	REG INSTR - TRAVEL & MILEAGE SCIENCE BSMS	0.00	0.00	0.00	0.00	0.00	0.00	0.00
01 1100 580 008 080	REG INSTR - TRAVEL & MILEAGE ART BSMS	0.00	0.00	0.00	0.00	0.00	0.00	0.00
01 1100 580 008 081	REG INSTR - TRAVEL & MILEAGE VOC MUS BSMS	200.00	0.00	116.82	58.41	83.18	0.00	83.18
01 1100 580 008 082	REG INSTR - TRAVEL & MILEAGE INST MUS BSMS	300.00	0.00	118.37	39.46	181.63	0.00	181.63
01 1100 580 008 083	REG INSTR - TRAVEL & MILEAGE GEN MUS BSMS	0.00	0.00	0.00	0.00	0.00	0.00	0.00
01 1100 590 001	REG INSTR - PURCHASED SERVICES BHS	40,000.00	2,500.00	27,500.00	68.75	12,500.00	0.00	12,500.00
01 1100 590 002	REG INSTR - PURCHASED SERVICES BE	0.00	0.00	0.00	0.00	0.00	0.00	0.00
01 1100 590 003	REG INSTR - PURCHASED SERVICES PC	0.00	0.00	0.00	0.00	0.00	0.00	0.00
01 1100 590 004	REG INSTR - PURCHASED SERVICES HE	0.00	0.00	0.00	0.00	0.00	0.00	0.00
01 1100 590 005	REG INSTR - PURCHASED SERVICES BMS	0.00	0.00	0.00	0.00	0.00	0.00	0.00
01 1100 590 006	REG INSTR - PURCHASED SERVICES AP	0.00	0.00	0.00	0.00	0.00	0.00	0.00
01 1100 590 007	REG INSTR - PURCHASED SERVICES SE	0.00	0.00	0.00	0.00	0.00	0.00	0.00
01 1100 590 008	REG INSTR - PURCHASED SERVICES BSMS	0.00	0.00	0.00	0.00	0.00	0.00	0.00
01 1100 610 000	REG INSTR - SUPPLIES DISTRICT	85,000.00	207.70	60,316.28	71.24	24,683.72	241.90	24,441.82
01 1100 610 000 611	REG INSTR - TESTING SUPPLIES DISTRICT	0.00	0.00	16,044.25	0.00	(16,044.25)	0.00	(16,044.25)
01 1100 610 001	REG INSTR - SUPPLIES BHS	20,000.00	3,241.57	9,203.77	58.32	10,796.23	2,460.59	8,335.64
01 1100 610 001 015	REG INSTR - SUPPLIES ENGLISH BHS	6,500.00	105.50	5,137.84	90.93	1,362.16	772.53	589.63
01 1100 610 001 016	REG INSTR - SUPPLIES JOURNALISM BHS	1,000.00	113.41	113.41	11.34	886.59	0.00	886.59
01 1100 610 001 017	REG INSTR - SUPPLIES ONE-ACT BHS	0.00	0.00	0.00	0.00	0.00	0.00	0.00
01 1100 610 001 020	REG INSTR - SUPPLIES SPANISH BHS	2,000.00	636.63	1,534.69	81.30	465.31	91.24	374.07
01 1100 610 001 021	REG INSTR - SUPPLIES FRENCH BHS	1,500.00	0.00	991.43	68.76	508.57	39.99	468.58
01 1100 610 001 030	REG INSTR - SUPPLIES SOC STUD BHS	2,000.00	0.00	1,640.84	82.04	359.16	0.00	359.16
01 1100 610 001 040	REG INSTR - SUPPLIES MATH BHS	5,000.00	342.68	6,977.72	140.83	(1,977.72)	64.00	(2,041.72)

Regular; Processing Month 08/2025

Account Number	Account Description	Revised Budget	Expended During Month	Expenditures to Date	% of Budget	Balance at EOM	P/ O Outstanding	Unencumbered Balance
01 1100 610 001 050	REG INSTR - SUPPLIES VOCATIONAL BHS	0.00	0.00	0.00	0.00	0.00	0.00	0.00
01 1100 610 001 051	REG INSTR - SUPPLIES BUSINESS BHS	1,000.00	11.10	1,690.98	169.10	(690.98)	0.00	(690.98)
01 1100 610 001 052	REG INSTR - SUPPLIES IND TECH BHS	5,000.00	0.00	4,940.56	100.21	59.44	70.00	(10.56)
01 1100 610 001 053	REG INSTR - SUPPLIES FCS BHS	6,000.00	145.11	6,717.79	115.01	(717.79)	183.07	(900.86)
01 1100 610 001 060	REG INSTR - SUPPLIES PE BHS	10,000.00	3,517.12	4,235.39	45.26	5,764.61	290.24	5,474.37
01 1100 610 001 070	REG INSTR - SUPPLIES SCIENCE BHS	17,000.00	6,652.74	13,014.53	78.71	3,985.47	365.54	3,619.93
01 1100 610 001 080	REG INSTR - SUPPLIES ART BHS	20,000.00	6,295.54	6,295.54	33.54	13,704.46	411.46	13,293.00
01 1100 610 001 081	REG INSTR - SUPPLIES VOCAL MUSIC BHS	1,000.00	607.16	1,279.29	127.93	(279.29)	0.00	(279.29)
01 1100 610 001 082	REG INSTR - SUPPLIES INSTR MUSIC BHS	2,000.00	0.00	5,062.25	258.94	(3,062.25)	116.64	(3,178.89)
01 1100 610 001 611	REG INSTR - TESTING SUPPLIES BHS	0.00	0.00	0.00	0.00	0.00	0.00	0.00
01 1100 610 002	REG INSTR - SUPPLIES BE	12,000.00	896.76	5,152.06	45.71	6,847.94	333.53	6,514.41
01 1100 610 002 001	REG INSTR - SUPPLIES 1ST GRADE BE	1,000.00	0.00	917.64	91.76	82.36	0.00	82.36
01 1100 610 002 002	REG INSTR - SUPPLIES 2ND GRADE BE	1,000.00	0.00	1,727.36	172.74	(727.36)	0.00	(727.36)
01 1100 610 002 003	REG INSTR - SUPPLIES 3RD GRADE BE	1,000.00	0.00	781.63	78.16	218.37	0.00	218.37
01 1100 610 002 004	REG INSTR - SUPPLIES 4TH GRADE BE	1,000.00	0.00	728.87	74.85	271.13	19.67	251.46
01 1100 610 002 005	REG INSTR - SUPPLIES 5TH GRADE BE	1,000.00	256.98	682.05	68.39	317.95	1.88	316.07
01 1100 610 002 007	REG INSTR - SUPPLIES KDG BE	1,000.00	92.25	697.29	69.73	302.71	0.00	302.71
01 1100 610 002 020	REG INSTR - SUPPLIES SPANISH BE	0.00	0.00	0.00	0.00	0.00	0.00	0.00
01 1100 610 002 060	REG INSTR - SUPPLIES PE BE	1,000.00	0.00	0.00	0.00	1,000.00	0.00	1,000.00
01 1100 610 002 080	REG INSTR - SUPPLIES ART BE	2,000.00	0.00	1,175.97	84.58	824.03	515.55	308.48
01 1100 610 002 081	REG INSTR - SUPPLIES VOCAL MUSIC BE	1,000.00	0.00	665.96	338.00	334.04	2,714.00	(2,379.96)
01 1100 610 002 082	REG INSTR - SUPPLIES INSTR MUSIC BE	0.00	0.00	0.00	0.00	0.00	0.00	0.00
01 1100 610 002 611	REG INSTR - TESTING SUPPLIES BE	3,000.00	0.00	2,698.80	89.96	301.20	0.00	301.20
01 1100 610 003	REG INSTR - SUPPLIES PC	12,000.00	411.39	6,326.10	55.88	5,673.90	379.92	5,293.98
01 1100 610 003 001	REG INSTR - SUPPLIES 1ST GRADE PC	1,000.00	634.80	634.80	63.48	365.20	0.00	365.20
01 1100 610 003 002	REG INSTR - SUPPLIES 2ND GRADE PC	1,000.00	0.00	677.99	82.94	322.01	151.39	170.62
01 1100 610 003 003	REG INSTR - SUPPLIES 3RD GRADE PC	1,000.00	202.60	1,314.49	157.93	(314.49)	264.76	(579.25)
01 1100 610 003 004	REG INSTR - SUPPLIES 4TH GRADE PC	1,000.00	227.59	964.40	104.44	35.60	79.95	(44.35)
01 1100 610 003 005	REG INSTR - SUPPLIES 5TH GRADE PC	1,000.00	0.00	814.13	81.41	185.87	0.00	185.87
01 1100 610 003 007	REG INSTR - SUPPLIES KDG PC	1,000.00	0.00	1,402.86	141.01	(402.86)	7.20	(410.06)
01 1100 610 003 020	REG INSTR - SUPPLIES SPANISH PC	0.00	0.00	0.00	0.00	0.00	0.00	0.00
01 1100 610 003 060	REG INSTR - SUPPLIES PE PC	1,000.00	0.00	600.00	60.00	400.00	0.00	400.00
01 1100 610 003 080	REG INSTR - SUPPLIES ART PC	2,000.00	0.00	418.60	32.98	1,581.40	241.02	1,340.38
01 1100 610 003 081	REG INSTR - SUPPLIES VOCAL MUSIC PC	1,000.00	0.00	304.87	30.49	695.13	0.00	695.13
01 1100 610 003 082	REG INSTR - SUPPLIES INSTR MUSIC PC	0.00	0.00	0.00	0.00	0.00	0.00	0.00
01 1100 610 003 611	REG INSTR - TESTING SUPPLIES PC	3,000.00	0.00	2,698.80	89.96	301.20	0.00	301.20
01 1100 610 004	REG INSTR - SUPPLIES HE	12,000.00	638.32	4,258.31	45.69	7,741.69	1,224.71	6,516.98
01 1100 610 004 001	REG INSTR - SUPPLIES 1ST GRADE HE	1,000.00	0.00	1,109.97	111.00	(109.97)	0.00	(109.97)
01 1100 610 004 002	REG INSTR - SUPPLIES 2ND GRADE HE	1,000.00	0.00	958.01	95.80	41.99	0.00	41.99
01 1100 610 004 003	REG INSTR - SUPPLIES 3RD GRADE HE	1,000.00	0.00	1,076.06	107.61	(76.06)	0.00	(76.06)
01 1100 610 004 004	REG INSTR - SUPPLIES 4TH GRADE HE	1,000.00	0.00	1,981.98	198.20	(981.98)	0.00	(981.98)
01 1100 610 004 005	REG INSTR - SUPPLIES 5TH GRADE HE	1,000.00	0.00	1,866.38	186.64	(866.38)	0.00	(866.38)
01 1100 610 004 007	REG INSTR - SUPPLIES KDG HE	1,000.00	0.00	1,671.81	167.18	(671.81)	0.00	(671.81)
01 1100 610 004 020	REG INSTR - SUPPLIES SPANISH HE	0.00	0.00	0.00	0.00	0.00	0.00	0.00
01 1100 610 004 060	REG INSTR - SUPPLIES PE HE	1,000.00	98.93	1,751.39	175.14	(751.39)	0.00	(751.39)
01 1100 610 004 080	REG INSTR - SUPPLIES ART HE	3,000.00	212.50	1,947.08	75.80	1,052.92	326.96	725.96
01 1100 610 004 081	REG INSTR - SUPPLIES VOCAL MUSIC HE	1,000.00	0.00	2,024.43	202.44	(1,024.43)	0.00	(1,024.43)
01 1100 610 004 082	REG INSTR - SUPPLIES INSTR MUSIC HE	0.00	0.00	0.00	0.00	0.00	0.00	0.00
01 1100 610 004 611	REG INSTR - TESTING SUPPLIES HE	3,000.00	0.00	2,728.57	90.95	271.43	0.00	271.43
01 1100 610 005	REG INSTR - SUPPLIES BMS	12,000.00	13,057.78	20,429.77	193.85	(8,429.77)	2,832.35	(11,262.12)
01 1100 610 005 015	REG INSTR - SUPPLIES ENGLISH BMS	2,000.00	189.22	1,358.70	89.83	641.30	437.95	203.35
01 1100 610 005 018	REG INSTR - SUPPLIES READING BMS	1,200.00	954.46	1,803.10	205.63	(603.10)	664.46	(1,267.56)
01 1100 610 005 019	REG INSTR - SUPPLIES SPEECH/DRAMA BMS	1,000.00	0.00	423.07	45.86	576.93	35.48	541.45
01 1100 610 005 022	REG INSTR - SUPPLIES WORLD LANG BMS	750.00	339.74	601.93	165.70	148.07	640.84	(492.77)
01 1100 610 005 030	REG INSTR - SUPPLIES SOC STUD BMS	2,000.00	191.57	910.08	63.93	1,089.92	368.56	721.36

Regular; Processing Month 08/2025

Account Number	Account Description	Revised Budget	Expended During Month	Expenditures to Date	% of Budget	Balance at EOM	P/ O Outstanding	Unencumbered Balance
01 1100 610 005 040	REG INSTR - SUPPLIES MATH BMS	3,000.00	233.65	1,553.36	98.85	1,446.64	1,412.15	34.49
01 1100 610 005 050	REG INSTR - SUPPLIES T&L BMS	15,000.00	1,661.19	7,140.85	50.50	7,859.15	433.50	7,425.65
01 1100 610 005 054	REG INSTR - SUPPLIES COMPUTERS BMS	1,000.00	0.00	0.00	0.00	1,000.00	0.00	1,000.00
01 1100 610 005 060	REG INSTR - SUPPLIES PE/HEALTH BMS	5,000.00	0.00	922.41	19.05	4,077.59	30.28	4,047.31
01 1100 610 005 070	REG INSTR - SUPPLIES SCIENCE BMS	4,000.00	0.00	1,643.21	44.40	2,356.79	132.63	2,224.16
01 1100 610 005 080	REG INSTR - SUPPLIES ART BMS	5,000.00	156.91	3,018.55	65.93	1,981.45	277.92	1,703.53
01 1100 610 005 081	REG INSTR - SUPPLIES VOCAL MUSIC BMS	1,000.00	0.00	0.00	0.00	1,000.00	0.00	1,000.00
01 1100 610 005 082	REG INSTR - SUPPLIES INSTR MUSIC BMS	0.00	0.00	0.00	0.00	0.00	0.00	0.00
01 1100 610 005 083	REG INSTR - SUPPLIES GENERAL MUSIC BMS	500.00	82.65	449.79	89.96	50.21	0.00	50.21
01 1100 610 005 611	REG INSTR - TESTING SUPPLIES BMS	0.00	0.00	0.00	0.00	0.00	0.00	0.00
01 1100 610 006	REG INSTR - SUPPLIES AP	12,000.00	7,891.19	18,525.41	200.87	(6,525.41)	5,579.20	(12,104.61)
01 1100 610 006 001	REG INSTR - SUPPLIES 1ST GRADE AP	1,000.00	0.00	779.41	77.94	220.59	0.00	220.59
01 1100 610 006 002	REG INSTR - SUPPLIES 2ND GRADE AP	1,000.00	190.32	987.37	98.74	12.63	0.00	12.63
01 1100 610 006 003	REG INSTR - SUPPLIES 3RD GRADE AP	1,000.00	269.83	868.84	92.11	131.16	52.26	78.90
01 1100 610 006 004	REG INSTR - SUPPLIES 4TH GRADE AP	1,000.00	22.65	824.68	89.34	175.32	68.69	106.63
01 1100 610 006 005	REG INSTR - SUPPLIES 5TH GRADE AP	1,000.00	0.00	373.06	63.83	626.94	265.27	361.67
01 1100 610 006 007	REG INSTR - SUPPLIES KDG AP	1,000.00	30.98	1,220.82	130.44	(220.82)	83.59	(304.41)
01 1100 610 006 020	REG INSTR - SUPPLIES SPANISH AP	0.00	0.00	0.00	0.00	0.00	0.00	0.00
01 1100 610 006 060	REG INSTR - SUPPLIES PE AP	1,000.00	25.00	1,085.96	149.97	(85.96)	413.69	(499.65)
01 1100 610 006 080	REG INSTR - SUPPLIES ART AP	2,000.00	505.43	1,715.08	97.90	284.92	242.91	42.01
01 1100 610 006 081	REG INSTR - SUPPLIES VOCAL MUSIC AP	1,000.00	49.80	638.79	71.87	361.21	79.91	281.30
01 1100 610 006 082	REG INSTR - SUPPLIES INSTR MUSIC AP	0.00	0.00	0.00	0.00	0.00	0.00	0.00
01 1100 610 006 611	REG INSTR - TESTING SUPPLIES AP	3,000.00	0.00	2,698.80	89.96	301.20	0.00	301.20
01 1100 610 007	REG INSTR - SUPPLIES SE	12,000.00	1,945.97	7,480.34	78.57	4,519.66	1,948.40	2,571.26
01 1100 610 007 001	REG INSTR - SUPPLIES 1ST GRADE SE	1,000.00	446.27	516.27	51.63	483.73	0.00	483.73
01 1100 610 007 002	REG INSTR - SUPPLIES 2ND GRADE SE	1,000.00	0.00	772.02	79.54	227.98	23.36	204.62
01 1100 610 007 003	REG INSTR - SUPPLIES 3RD GRADE SE	1,000.00	0.00	443.27	44.33	556.73	0.00	556.73
01 1100 610 007 004	REG INSTR - SUPPLIES 4TH GRADE SE	1,000.00	244.96	497.75	49.78	502.25	0.00	502.25
01 1100 610 007 005	REG INSTR - SUPPLIES 5TH GRADE SE	1,000.00	0.00	371.24	37.22	628.76	1.00	627.76
01 1100 610 007 007	REG INSTR - SUPPLIES KDG SE	1,000.00	0.00	506.70	53.27	493.30	25.98	467.32
01 1100 610 007 020	REG INSTR - SUPPLIES SPANISH SE	0.00	0.00	0.00	0.00	0.00	0.00	0.00
01 1100 610 007 060	REG INSTR - SUPPLIES PE SE	1,000.00	517.71	517.71	51.77	482.29	0.00	482.29
01 1100 610 007 080	REG INSTR - SUPPLIES ART SE	2,000.00	925.90	2,072.68	156.88	(72.68)	1,064.86	(1,137.54)
01 1100 610 007 081	REG INSTR - SUPPLIES VOCAL MUSIC SE	1,000.00	41.83	716.21	71.62	283.79	0.00	283.79
01 1100 610 007 082	REG INSTR - SUPPLIES INSTR MUSIC SE	0.00	0.00	0.00	0.00	0.00	0.00	0.00
01 1100 610 007 611	REG INSTR - TESTING SUPPLIES SE	3,000.00	0.00	2,698.80	89.96	301.20	0.00	301.20
01 1100 610 008	REG INSTR - SUPPLIES BSMS	20,000.00	1,778.15	11,731.02	73.87	8,268.98	3,042.25	5,226.73
01 1100 610 008 015	REG INSTR - SUPPLIES ENGLISH BSMS	2,000.00	0.00	521.37	26.07	1,478.63	0.00	1,478.63
01 1100 610 008 018	REG INSTR - SUPPLIES READING BSMS	1,500.00	0.00	441.29	30.87	1,058.71	21.78	1,036.93
01 1100 610 008 019	REG INSTR - SUPPLIES SPEECH/DRAMA BSMS	1,000.00	0.00	942.58	96.33	57.42	20.71	36.71
01 1100 610 008 022	REG INSTR - SUPPLIES WORLD LANG BSMS	750.00	48.05	278.76	54.42	471.24	129.39	341.85
01 1100 610 008 030	REG INSTR - SUPPLIES SOC STUD BSMS	2,000.00	80.94	921.80	46.09	1,078.20	0.00	1,078.20
01 1100 610 008 040	REG INSTR - SUPPLIES MATH BSMS	3,000.00	0.00	135.29	4.51	2,864.71	0.00	2,864.71
01 1100 610 008 050	REG INSTR - SUPPLIES T&L BSMS	15,000.00	1,872.91	8,520.83	62.92	6,479.17	916.85	5,562.32
01 1100 610 008 054	REG INSTR - SUPPLIES COMPUTERS BSMS	1,000.00	0.00	1,231.22	123.12	(231.22)	0.00	(231.22)
01 1100 610 008 060	REG INSTR - SUPPLIES PE/HEALTH BSMS	5,000.00	23.28	3,612.01	75.18	1,387.99	146.95	1,241.04
01 1100 610 008 070	REG INSTR - SUPPLIES SCIENCE BSMS	4,000.00	10.99	3,984.39	101.87	15.61	90.56	(74.95)
01 1100 610 008 080	REG INSTR - SUPPLIES ART BSMS	5,000.00	231.30	3,747.88	100.16	1,252.12	1,260.14	(8.02)
01 1100 610 008 081	REG INSTR - SUPPLIES VOCAL MUSIC BSMS	1,000.00	0.00	0.00	0.00	1,000.00	0.00	1,000.00
01 1100 610 008 082	REG INSTR - SUPPLIES INSTR MUSIC BSMS	0.00	0.00	3,067.52	0.00	(3,067.52)	0.00	(3,067.52)
01 1100 610 008 083	REG INSTR - SUPPLIES GENERAL MUSIC BSMS	500.00	283.37	1,496.36	325.87	(996.36)	132.98	(1,129.34)
01 1100 610 008 611	REG INSTR - TESTING SUPPLIES BSMS	0.00	0.00	0.00	0.00	0.00	0.00	0.00
01 1100 640 000	REG INSTR - BOOKS & PERIODICALS DISTRICT	0.00	889,145.09	922,114.66	0.00	(922,114.66)	0.00	(922,114.66)
01 1100 640 001	REG INSTR - BOOKS & PERIODICALS BHS	175,000.00	2,712.04	2,831.84	1.62	172,168.16	0.00	172,168.16
01 1100 640 001 015	REG INSTR - BOOKS & PER ENGLISH BHS	40,000.00	2,545.38	8,548.04	22.50	31,451.96	453.30	30,998.66

Account Number	Account Description	Revised Budget	Expended During Month	Expenditures to Date	% of Budget	Balance at EOM	P/ O Outstanding	Unencumbered Balance
01 1100 640 001 016	REG INSTR - BOOKS & PER JOURN BHS	0.00	0.00	0.00	0.00	0.00	0.00	0.00
01 1100 640 001 017	REG INSTR - BOOKS & PER ONE-ACT BHS	1,000.00	0.00	452.00	45.20	548.00	0.00	548.00
01 1100 640 001 020	REG INSTR - BOOKS & PER SPANISH BHS	1,000.00	0.00	3,364.75	356.38	(2,364.75)	199.00	(2,563.75)
01 1100 640 001 021	REG INSTR - BOOKS & PER FRENCH BHS	0.00	0.00	6,430.62	0.00	(6,430.62)	0.00	(6,430.62)
01 1100 640 001 030	REG INSTR - BOOKS & PER SOC STUD BHS	10,000.00	1,164.01	2,812.36	28.12	7,187.64	0.00	7,187.64
01 1100 640 001 040	REG INSTR - BOOKS & PER MATH BHS	20,000.00	0.00	0.00	0.00	20,000.00	0.00	20,000.00
01 1100 640 001 050	REG INSTR - BOOKS & PER VOCATIONAL BHS	0.00	0.00	0.00	0.00	0.00	0.00	0.00
01 1100 640 001 051	REG INSTR - BOOKS & PER BUSINESS BHS	500.00	0.00	188.27	37.65	311.73	0.00	311.73
01 1100 640 001 052	REG INSTR - BOOKS & PER IND TECH BHS	0.00	64.12	64.12	0.00	(64.12)	2.77	(66.89)
01 1100 640 001 053	REG INSTR - BOOKS & PER FCS BHS	15,000.00	0.00	0.00	8.53	15,000.00	1,279.84	13,720.16
01 1100 640 001 060	REG INSTR - BOOKS & PER PE BHS	500.00	0.00	0.00	0.00	500.00	0.00	500.00
01 1100 640 001 070	REG INSTR - BOOKS & PER SCIENCE BHS	2,000.00	0.00	0.00	0.00	2,000.00	0.00	2,000.00
01 1100 640 001 080	REG INSTR - BOOKS & PER ART BHS	250.00	0.00	48.20	19.28	201.80	0.00	201.80
01 1100 640 001 081	REG INSTR - BOOKS & PER VOCAL MUSIC BHS	5,000.00	1,365.76	4,795.17	97.56	204.83	82.80	122.03
01 1100 640 001 082	REG INSTR - INSTR SHEET MUSIC BHS	4,000.00	0.00	1,975.65	49.39	2,024.35	0.00	2,024.35
01 1100 640 002	REG INSTR - BOOKS & PERIODICALS BE	50,000.00	0.00	1,078.20	2.16	48,921.80	0.00	48,921.80
01 1100 640 002 001	REG INSTR - BOOKS & PER 1ST GRADE BE	2,500.00	0.00	0.00	0.00	2,500.00	0.00	2,500.00
01 1100 640 002 002	REG INSTR - BOOKS & PER 2ND GRADE BE	2,500.00	0.00	0.00	0.00	2,500.00	0.00	2,500.00
01 1100 640 002 003	REG INSTR - BOOKS & PER 3RD GRADE BE	2,500.00	0.00	0.00	2.00	2,500.00	49.98	2,450.02
01 1100 640 002 004	REG INSTR - BOOKS & PER 4TH GRADE BE	2,500.00	0.00	0.00	0.00	2,500.00	0.00	2,500.00
01 1100 640 002 005	REG INSTR - BOOKS & PER 5TH GRADE BE	2,500.00	0.00	0.00	0.00	2,500.00	0.00	2,500.00
01 1100 640 002 007	REG INSTR - BOOKS & PER KDG BE	2,500.00	0.00	0.00	0.00	2,500.00	0.00	2,500.00
01 1100 640 002 020	REG INSTR - BOOKS & PER SPANISH BE	0.00	0.00	0.00	0.00	0.00	0.00	0.00
01 1100 640 002 080	REG INSTR - BOOKS & PER ART BE	250.00	0.00	0.00	0.00	250.00	0.00	250.00
01 1100 640 002 081	REG INSTR - BOOKS & PER VOCAL MUSIC BE	0.00	0.00	264.60	0.00	(264.60)	0.00	(264.60)
01 1100 640 002 082	REG INSTR - INSTR SHEET MUSIC BE	500.00	0.00	0.00	0.00	500.00	0.00	500.00
01 1100 640 003	REG INSTR - BOOKS & PERIODICALS PC	50,000.00	0.00	1,078.20	2.16	48,921.80	0.00	48,921.80
01 1100 640 003 001	REG INSTR - BOOKS & PER 1ST GRADE PC	2,500.00	0.00	0.00	0.00	2,500.00	0.00	2,500.00
01 1100 640 003 002	REG INSTR - BOOKS & PER 2ND GRADE PC	2,500.00	0.00	0.00	0.00	2,500.00	0.00	2,500.00
01 1100 640 003 003	REG INSTR - BOOKS & PER 3RD GRADE PC	2,500.00	0.00	0.00	2.00	2,500.00	49.98	2,450.02
01 1100 640 003 004	REG INSTR - BOOKS & PER 4TH GRADE PC	2,500.00	0.00	0.00	0.00	2,500.00	0.00	2,500.00
01 1100 640 003 005	REG INSTR - BOOKS & PER 5TH GRADE PC	2,500.00	0.00	545.00	21.80	1,955.00	0.00	1,955.00
01 1100 640 003 007	REG INSTR - BOOKS & PER KDG PC	2,500.00	0.00	0.00	0.00	2,500.00	0.00	2,500.00
01 1100 640 003 020	REG INSTR - BOOKS & PER SPANISH PC	0.00	0.00	0.00	0.00	0.00	0.00	0.00
01 1100 640 003 080	REG INSTR - BOOKS & PER ART PC	250.00	0.00	0.00	0.00	250.00	0.00	250.00
01 1100 640 003 081	REG INSTR - BOOKS & PER VOCAL MUSIC PC	0.00	0.00	0.00	0.00	0.00	0.00	0.00
01 1100 640 003 082	REG INSTR - INSTR SHEET MUSIC PC	500.00	0.00	0.00	0.00	500.00	0.00	500.00
01 1100 640 004	REG INSTR - BOOKS & PERIODICALS HE	50,000.00	0.00	1,447.09	2.89	48,552.91	0.00	48,552.91
01 1100 640 004 001	REG INSTR - BOOKS & PER 1ST GRADE HE	2,500.00	0.00	0.00	0.00	2,500.00	0.00	2,500.00
01 1100 640 004 002	REG INSTR - BOOKS & PER 2ND GRADE HE	2,500.00	0.00	0.00	0.00	2,500.00	0.00	2,500.00
01 1100 640 004 003	REG INSTR - BOOKS & PER 3RD GRADE HE	2,500.00	0.00	0.00	2.00	2,500.00	49.98	2,450.02
01 1100 640 004 004	REG INSTR - BOOKS & PER 4TH GRADE HE	2,500.00	0.00	0.00	0.00	2,500.00	0.00	2,500.00
01 1100 640 004 005	REG INSTR - BOOKS & PER 5TH GRADE HE	2,500.00	0.00	0.00	0.00	2,500.00	0.00	2,500.00
01 1100 640 004 007	REG INSTR - BOOKS & PER KDG HE	2,500.00	0.00	0.00	0.00	2,500.00	0.00	2,500.00
01 1100 640 004 020	REG INSTR - BOOKS & PER SPANISH HE	0.00	0.00	0.00	0.00	0.00	0.00	0.00
01 1100 640 004 080	REG INSTR - BOOKS & PER ART HE	250.00	0.00	0.00	0.00	250.00	0.00	250.00
01 1100 640 004 081	REG INSTR - BOOKS & PER VOCAL MUSIC HE	0.00	0.00	0.00	0.00	0.00	0.00	0.00
01 1100 640 004 082	REG INSTR - INSTR SHEET MUSIC HE	500.00	0.00	0.00	0.00	500.00	0.00	500.00
01 1100 640 005	REG INSTR - BOOKS & PERIODICALS BMS	100,000.00	0.00	688.85	0.69	99,311.15	0.00	99,311.15
01 1100 640 005 015	REG INSTR - BOOKS & PER ENGLISH BMS	500.00	686.78	706.38	141.28	(206.38)	0.00	(206.38)
01 1100 640 005 018	REG INSTR - BOOKS & PER READING BMS	1,000.00	0.00	1,210.76	121.08	(210.76)	0.00	(210.76)
01 1100 640 005 019	REG INSTR - BOOKS & PER SPEECH/DRAMA BMS	1,000.00	0.00	0.00	0.00	1,000.00	0.00	1,000.00
01 1100 640 005 022	REG INSTR - BOOKS & PER WORLD LANG BMS	0.00	0.00	0.00	0.00	0.00	0.00	0.00
01 1100 640 005 030	REG INSTR - BOOKS & PER SOC STUD BMS	1,000.00	0.00	0.00	0.00	1,000.00	0.00	1,000.00
01 1100 640 005 040	REG INSTR - BOOKS & PER MATH BMS	1,000.00	0.00	34.95	3.50	965.05	0.00	965.05

Account Number	Account Description	Revised Budget	Expended During Month	Expenditures to Date	% of Budget	Balance at EOM	P/ O Outstanding	Unencumbered Balance
01 1100 640 005 050	REG INSTR - BOOKS & PER T&L BMS	0.00	0.00	0.00	0.00	0.00	0.00	0.00
01 1100 640 005 054	REG INSTR - BOOKS & PER COMPUTERS BMS	0.00	0.00	0.00	0.00	0.00	0.00	0.00
01 1100 640 005 060	REG INSTR - BOOKS & PER PE/HEALTH BMS	0.00	0.00	0.00	0.00	0.00	0.00	0.00
01 1100 640 005 070	REG INSTR - BOOKS & PER SCIENCE BMS	500.00	0.00	51.51	10.30	448.49	0.00	448.49
01 1100 640 005 080	REG INSTR - BOOKS & PER ART BMS	250.00	0.00	0.00	0.00	250.00	0.00	250.00
01 1100 640 005 081	REG INSTR - BOOKS & PER VOCAL MUSIC BMS	1,000.00	0.00	1,156.61	115.66	(156.61)	0.00	(156.61)
01 1100 640 005 082	REG INSTR - INSTR SHEET MUSIC BMS	500.00	0.00	465.30	93.06	34.70	0.00	34.70
01 1100 640 005 083	REG INSTR - BOOKS & PER GEN MUSIC BMS	500.00	0.00	0.00	0.00	500.00	0.00	500.00
01 1100 640 006	REG INSTR - BOOKS & PERIODICALS AP	50,000.00	0.00	1,078.20	2.16	48,921.80	0.00	48,921.80
01 1100 640 006 001	REG INSTR - BOOKS & PER 1ST GRADE AP	2,500.00	369.36	369.36	14.77	2,130.64	0.00	2,130.64
01 1100 640 006 002	REG INSTR - BOOKS & PER 2ND GRADE AP	2,500.00	0.00	0.00	0.00	2,500.00	0.00	2,500.00
01 1100 640 006 003	REG INSTR - BOOKS & PER 3RD GRADE AP	2,500.00	0.00	33.96	3.36	2,466.04	49.98	2,416.06
01 1100 640 006 004	REG INSTR - BOOKS & PER 4TH GRADE AP	2,500.00	0.00	0.00	0.00	2,500.00	0.00	2,500.00
01 1100 640 006 005	REG INSTR - BOOKS & PER 5TH GRADE AP	2,500.00	0.00	0.00	0.00	2,500.00	0.00	2,500.00
01 1100 640 006 007	REG INSTR - BOOKS & PER KDG AP	2,500.00	0.00	0.00	0.00	2,500.00	0.00	2,500.00
01 1100 640 006 020	REG INSTR - BOOKS & PER SPANISH AP	0.00	0.00	0.00	0.00	0.00	0.00	0.00
01 1100 640 006 080	REG INSTR - BOOKS & PER ART AP	250.00	0.00	0.00	0.00	250.00	0.00	250.00
01 1100 640 006 081	REG INSTR - BOOKS & PER VOCAL MUSIC AP	0.00	0.00	0.00	0.00	0.00	0.00	0.00
01 1100 640 006 082	REG INSTR - INSTR SHEET MUSIC AP	500.00	0.00	0.00	0.00	500.00	0.00	500.00
01 1100 640 007	REG INSTR - BOOKS & PERIODICALS SE	50,000.00	0.00	1,078.20	2.16	48,921.80	0.00	48,921.80
01 1100 640 007 001	REG INSTR - BOOKS & PER 1ST GRADE SE	2,500.00	0.00	0.00	0.00	2,500.00	0.00	2,500.00
01 1100 640 007 002	REG INSTR - BOOKS & PER 2ND GRADE SE	2,500.00	0.00	0.00	0.00	2,500.00	0.00	2,500.00
01 1100 640 007 003	REG INSTR - BOOKS & PER 3RD GRADE SE	2,500.00	0.00	0.00	2.00	2,500.00	49.98	2,450.02
01 1100 640 007 004	REG INSTR - BOOKS & PER 4TH GRADE SE	2,500.00	0.00	0.00	0.00	2,500.00	0.00	2,500.00
01 1100 640 007 005	REG INSTR - BOOKS & PER 5TH GRADE SE	2,500.00	0.00	109.00	4.36	2,391.00	0.00	2,391.00
01 1100 640 007 007	REG INSTR - BOOKS & PER KDG SE	2,500.00	0.00	0.00	0.00	2,500.00	0.00	2,500.00
01 1100 640 007 020	REG INSTR - BOOKS & PER SPANISH SE	0.00	0.00	0.00	0.00	0.00	0.00	0.00
01 1100 640 007 080	REG INSTR - BOOKS & PER ART SE	250.00	0.00	0.00	0.00	250.00	0.00	250.00
01 1100 640 007 081	REG INSTR - BOOKS & PER VOCAL MUSIC SE	0.00	0.00	0.00	0.00	0.00	0.00	0.00
01 1100 640 007 082	REG INSTR - INSTR SHEET MUSIC SE	500.00	0.00	0.00	0.00	500.00	0.00	500.00
01 1100 640 008	REG INSTR - BOOKS & PERIODICALS BSMS	100,000.00	0.00	688.85	0.69	99,311.15	0.00	99,311.15
01 1100 640 008 015	REG INSTR - BOOKS & PER ENGLISH BSMS	500.00	0.00	0.00	0.00	500.00	0.00	500.00
01 1100 640 008 018	REG INSTR - BOOKS & PER READING BSMS	1,000.00	0.00	732.45	73.25	267.55	0.00	267.55
01 1100 640 008 019	REG INSTR - BOOKS & PER SPEECH/DRAMA BSMS	1,000.00	0.00	260.50	26.05	739.50	0.00	739.50
01 1100 640 008 022	REG INSTR - BOOKS & PER WORLD LANG BSMS	0.00	0.00	0.00	0.00	0.00	0.00	0.00
01 1100 640 008 030	REG INSTR - BOOKS & PER SOC STUD BSMS	1,000.00	0.00	0.00	0.00	1,000.00	0.00	1,000.00
01 1100 640 008 040	REG INSTR - BOOKS & PER MATH BSMS	1,000.00	0.00	0.00	0.00	1,000.00	0.00	1,000.00
01 1100 640 008 050	REG INSTR - BOOKS & PER T&L BSMS	0.00	0.00	0.00	0.00	0.00	0.00	0.00
01 1100 640 008 054	REG INSTR - BOOKS & PER COMPUTERS BSMS	0.00	0.00	0.00	0.00	0.00	0.00	0.00
01 1100 640 008 060	REG INSTR - BOOKS & PER PE/HEALTH BSMS	0.00	0.00	0.00	0.00	0.00	0.00	0.00
01 1100 640 008 070	REG INSTR - BOOKS & PER SCIENCE BSMS	500.00	0.00	0.00	0.00	500.00	0.00	500.00
01 1100 640 008 080	REG INSTR - BOOKS & PER ART BSMS	250.00	0.00	0.00	0.00	250.00	0.00	250.00
01 1100 640 008 081	REG INSTR - BOOKS & PER VOCAL MUSIC BSMS	1,000.00	0.00	1,158.74	115.87	(158.74)	0.00	(158.74)
01 1100 640 008 082	REG INSTR - INSTR SHEET MUSIC BSMS	500.00	0.00	578.30	115.66	(78.30)	0.00	(78.30)
01 1100 640 008 083	REG INSTR - BOOKS & PER GEN MUSIC BSMS	500.00	0.00	0.00	0.00	500.00	0.00	500.00
01 1100 650 000	REG INSTR - SUPPLIES TECH-REL DIST	1,000.00	380.00	1,511.68	151.17	(511.68)	0.00	(511.68)
01 1100 650 001	REG INSTR - SUPPLIES TECH-REL BHS	500.00	0.00	0.00	0.00	500.00	0.00	500.00
01 1100 650 001 016	REG INSTR - SUPPLIES TECH-REL JOURN BHS	500.00	0.00	0.00	0.00	500.00	0.00	500.00
01 1100 650 001 017	REG INSTR - SUPPLIES TECH-REL ONE-ACT BHS	0.00	0.00	0.00	0.00	0.00	0.00	0.00
01 1100 650 001 020	REG INSTR - SUPPLIES TECH-REL SPANISH BHS	0.00	0.00	0.00	0.00	0.00	0.00	0.00
01 1100 650 001 021	REG INSTR - SUPPLIES TECH-REL FRENCH BHS	0.00	0.00	0.00	0.00	0.00	0.00	0.00
01 1100 650 001 030	REG INSTR - SUPPLIES TECH-RELSOC STUD BHS	200.00	0.00	0.00	0.00	200.00	0.00	200.00
01 1100 650 001 040	REG INSTR - SUPPLIES TECH-REL MATH BHS	500.00	0.00	0.00	0.00	500.00	0.00	500.00
01 1100 650 001 050	REG INSTR - SUPPLIES TECH-REL VOCAT BHS	0.00	0.00	0.00	0.00	0.00	0.00	0.00
01 1100 650 001 052	REG INSTR - SUPPLIES TECH-REL IND TCH BHS	500.00	0.00	0.00	0.00	500.00	0.00	500.00

Account Number	Account Description	Revised Budget	Expended During Month	Expenditures to Date	% of Budget	Balance at EOM	P/ O Outstanding	Unencumbered Balance
01 1100 650 001 053	REG INSTR - SUPPLIES TECH-REL FCS BHS	0.00	0.00	27.77	0.00	(27.77)	0.00	(27.77)
01 1100 650 001 070	REG INSTR - SUPPLIES TECH-REL SCIENCE BHS	100.00	0.00	0.00	0.00	100.00	0.00	100.00
01 1100 650 001 080	REG INSTR - SUPPLIES TECH-REL ART BHS	700.00	0.00	0.00	0.00	700.00	0.00	700.00
01 1100 650 001 081	REG INSTR - SUPPLIES TECH-REL VOC MUS BHS	0.00	0.00	428.33	0.00	(428.33)	0.00	(428.33)
01 1100 650 001 082	REG INSTR - SUPPLIES TECH-REL INS MUS BHS	0.00	0.00	153.63	0.00	(153.63)	0.00	(153.63)
01 1100 650 002	REG INSTR - SUPPLIES TECH-REL BE	500.00	0.00	0.00	0.00	500.00	0.00	500.00
01 1100 650 002 001	REG INSTR - SUPPLIES TECH-REL 1 GRADE BE	200.00	0.00	0.00	0.00	200.00	0.00	200.00
01 1100 650 002 002	REG INSTR - SUPPLIES TECH-REL 2 GRADE BE	200.00	0.00	0.00	0.00	200.00	0.00	200.00
01 1100 650 002 003	REG INSTR - SUPPLIES TECH-REL 3 GRADE BE	200.00	0.00	0.00	0.00	200.00	0.00	200.00
01 1100 650 002 004	REG INSTR - SUPPLIES TECH-REL 4 GRADE BE	200.00	0.00	15.20	7.60	184.80	0.00	184.80
01 1100 650 002 005	REG INSTR - SUPPLIES TECH-REL 5 GRADE BE	200.00	0.00	59.98	29.99	140.02	0.00	140.02
01 1100 650 002 080	REG INSTR - SUPPLIES TECH-REL ART BE	100.00	0.00	0.00	0.00	100.00	0.00	100.00
01 1100 650 002 081	REG INSTR - SUPPLIES TECH-REL VOC MUS BE	0.00	0.00	72.59	0.00	(72.59)	0.00	(72.59)
01 1100 650 002 082	REG INSTR - SUPPLIES TECH-REL INS MUS BE	0.00	0.00	0.00	0.00	0.00	0.00	0.00
01 1100 650 003	REG INSTR - SUPPLIES TECH-REL PC	500.00	76.41	76.41	15.28	423.59	0.00	423.59
01 1100 650 003 001	REG INSTR - SUPPLIES TECH-REL 1 GRADE PC	200.00	0.00	0.00	0.00	200.00	0.00	200.00
01 1100 650 003 002	REG INSTR - SUPPLIES TECH-REL 2 GRADE PC	200.00	0.00	0.00	0.00	200.00	0.00	200.00
01 1100 650 003 003	REG INSTR - SUPPLIES TECH-REL 3 GRADE PC	200.00	0.00	0.00	0.00	200.00	0.00	200.00
01 1100 650 003 004	REG INSTR - SUPPLIES TECH-REL 4 GRADE PC	200.00	0.00	0.00	0.00	200.00	0.00	200.00
01 1100 650 003 005	REG INSTR - SUPPLIES TECH-REL 5 GRADE PC	200.00	0.00	0.00	0.00	200.00	0.00	200.00
01 1100 650 003 007	REG INSTR - SUPPLIES TECH-REL KDG PC	200.00	0.00	0.00	0.00	200.00	0.00	200.00
01 1100 650 003 080	REG INSTR - SUPPLIES TECH-REL ART PC	100.00	0.00	0.00	0.00	100.00	0.00	100.00
01 1100 650 003 081	REG INSTR - SUPPLIES TECH-REL VOC MUS PC	0.00	0.00	0.00	0.00	0.00	0.00	0.00
01 1100 650 003 082	REG INSTR - SUPPLIES TECH-REL INS MUS PC	0.00	0.00	0.00	0.00	0.00	0.00	0.00
01 1100 650 004	REG INSTR - SUPPLIES TECH-REL HE	500.00	0.00	0.00	0.00	500.00	0.00	500.00
01 1100 650 004 001	REG INSTR - SUPPLIES TECH-REL 1 GRADE HE	200.00	0.00	0.00	0.00	200.00	0.00	200.00
01 1100 650 004 002	REG INSTR - SUPPLIES TECH-REL 2 GRADE HE	200.00	0.00	0.00	0.00	200.00	0.00	200.00
01 1100 650 004 003	REG INSTR - SUPPLIES TECH-REL 3 GRADE HE	200.00	0.00	0.00	0.00	200.00	0.00	200.00
01 1100 650 004 004	REG INSTR - SUPPLIES TECH-REL 4 GRADE HE	200.00	0.00	0.00	0.00	200.00	0.00	200.00
01 1100 650 004 005	REG INSTR - SUPPLIES TECH-REL 5 GRADE HE	200.00	0.00	0.00	0.00	200.00	0.00	200.00
01 1100 650 004 007	REG INSTR - SUPPLIES TECH-REL KDG HE	200.00	0.00	0.00	0.00	200.00	0.00	200.00
01 1100 650 004 080	REG INSTR - SUPPLIES TECH-REL ART HE	100.00	0.00	0.00	0.00	100.00	0.00	100.00
01 1100 650 004 081	REG INSTR - SUPPLIES TECH-REL VOC MUS HE	0.00	0.00	0.00	0.00	0.00	0.00	0.00
01 1100 650 004 082	REG INSTR - SUPPLIES TECH-REL INS MUS HE	0.00	0.00	0.00	0.00	0.00	0.00	0.00
01 1100 650 005	REG INSTR - SUPPLIES TECH-REL BMS	500.00	0.00	0.00	0.00	500.00	0.00	500.00
01 1100 650 005 015	REG INSTR - SUPPLIES TECH-REL ENG BMS	0.00	0.00	58.47	0.00	(58.47)	0.00	(58.47)
01 1100 650 005 018	REG INSTR - SUPPLIES TECH-REL READ BMS	0.00	0.00	19.48	0.00	(19.48)	0.00	(19.48)
01 1100 650 005 019	REG INSTR - SUPPLIES TECH-REL SP/DR BMS	0.00	0.00	0.00	0.00	0.00	0.00	0.00
01 1100 650 005 022	REG INSTR - SUPPLIES TECH-REL WOR LG BMS	0.00	0.00	0.00	0.00	0.00	0.00	0.00
01 1100 650 005 030	REG INSTR - SUPPLIES TECH-REL SOC ST BMS	200.00	0.00	0.00	0.00	200.00	0.00	200.00
01 1100 650 005 040	REG INSTR - SUPPLIES TECH-REL MATH BMS	500.00	0.00	59.88	11.98	440.12	0.00	440.12
01 1100 650 005 050	REG INSTR - SUPPLIES TECH-REL T&L BMS	0.00	0.00	0.00	0.00	0.00	0.00	0.00
01 1100 650 005 054	REG INSTR - SUPPLIES TECH-REL COMP BMS	0.00	0.00	0.00	0.00	0.00	0.00	0.00
01 1100 650 005 060	REG INSTR - SUPPLIES TECH-REL PE/HLT BMS	0.00	0.00	0.00	0.00	0.00	0.00	0.00
01 1100 650 005 070	REG INSTR - SUPPLIES TECH-REL SCI BMS	0.00	0.00	0.00	0.00	0.00	0.00	0.00
01 1100 650 005 080	REG INSTR - SUPPLIES TECH-REL ART BMS	700.00	0.00	0.00	0.00	700.00	0.00	700.00
01 1100 650 005 081	REG INSTR - SUPPLIES TECH-REL VOCAL BMS	0.00	0.00	0.00	0.00	0.00	0.00	0.00
01 1100 650 005 082	REG INSTR - SUPPLIES TECH-REL INST BMS	0.00	0.00	0.00	0.00	0.00	0.00	0.00
01 1100 650 005 083	REG INSTR - SUPPLIES TECH-REL MUSIC BMS	0.00	0.00	0.00	0.00	0.00	0.00	0.00
01 1100 650 006	REG INSTR - SUPPLIES TECH-REL AP	500.00	0.00	0.00	0.00	500.00	0.00	500.00
01 1100 650 006 001	REG INSTR - SUPPLIES TECH-REL 1 GRADE AP	200.00	0.00	0.00	0.00	200.00	0.00	200.00
01 1100 650 006 002	REG INSTR - SUPPLIES TECH-REL 2 GRADE AP	200.00	0.00	0.00	0.00	200.00	0.00	200.00
01 1100 650 006 003	REG INSTR - SUPPLIES TECH-REL 3 GRADE AP	200.00	0.00	0.00	0.00	200.00	0.00	200.00
01 1100 650 006 004	REG INSTR - SUPPLIES TECH-REL 4 GRADE AP	200.00	0.00	0.00	0.00	200.00	0.00	200.00
01 1100 650 006 005	REG INSTR - SUPPLIES TECH-REL 5 GRADE AP	200.00	39.99	39.99	20.00	160.01	0.00	160.01

Account Number	Account Description	Revised Budget	Expended During Month	Expenditures to Date	% of Budget	Balance at EOM	P/ O Outstanding	Unencumbered Balance
01 1100 650 006 007	REG INSTR - SUPPLIES TECH-REL KDG AP	200.00	0.00	0.00	0.00	200.00	0.00	200.00
01 1100 650 006 080	REG INSTR - SUPPLIES TECH-REL ART AP	100.00	0.00	0.00	0.00	100.00	0.00	100.00
01 1100 650 006 081	REG INSTR - SUPPLIES TECH-REL VOC MUS AP	0.00	0.00	0.00	0.00	0.00	6.97	(6.97)
01 1100 650 006 082	REG INSTR - SUPPLIES TECH-REL INS MUS AP	0.00	0.00	0.00	0.00	0.00	0.00	0.00
01 1100 650 007	REG INSTR - SUPPLIES TECH-REL SE	500.00	0.00	128.52	25.70	371.48	0.00	371.48
01 1100 650 007 001	REG INSTR - SUPPLIES TECH-REL 1 GRADE SE	200.00	0.00	0.00	0.00	200.00	0.00	200.00
01 1100 650 007 002	REG INSTR - SUPPLIES TECH-REL 2 GRADE SE	200.00	0.00	0.00	0.00	200.00	0.00	200.00
01 1100 650 007 003	REG INSTR - SUPPLIES TECH-REL 3 GRADE SE	200.00	0.00	0.00	0.00	200.00	0.00	200.00
01 1100 650 007 004	REG INSTR - SUPPLIES TECH-REL 4 GRADE SE	200.00	0.00	0.00	0.00	200.00	0.00	200.00
01 1100 650 007 005	REG INSTR - SUPPLIES TECH-REL 5 GRADE SE	200.00	0.00	0.00	0.00	200.00	0.00	200.00
01 1100 650 007 007	REG INSTR - SUPPLIES TECH-REL KDG SE	200.00	0.00	0.00	0.00	200.00	0.00	200.00
01 1100 650 007 080	REG INSTR - SUPPLIES TECH-REL ART SE	100.00	0.00	0.00	0.00	100.00	0.00	100.00
01 1100 650 007 081	REG INSTR - SUPPLIES TECH-REL VOC MUS SE	0.00	0.00	0.00	0.00	0.00	0.00	0.00
01 1100 650 007 082	REG INSTR - SUPPLIES TECH-REL INS MUS SE	0.00	0.00	0.00	0.00	0.00	0.00	0.00
01 1100 650 008	REG INSTR - SUPPLIES TECH-REL BSMS	500.00	0.00	213.54	42.71	286.46	0.00	286.46
01 1100 650 008 015	REG INSTR - SUPPLIES TECH-REL ENG BSMS	0.00	0.00	0.00	0.00	0.00	0.00	0.00
01 1100 650 008 018	REG INSTR - SUPPLIES TECH-REL READ BSMS	0.00	0.00	89.97	0.00	(89.97)	0.00	(89.97)
01 1100 650 008 019	REG INSTR - SUPPLIES TECH-REL SP/DR BSMS	0.00	0.00	0.00	0.00	0.00	0.00	0.00
01 1100 650 008 022	REG INSTR - SUPPLIES TECH-REL WR LG BSMS	0.00	0.00	0.00	0.00	0.00	0.00	0.00
01 1100 650 008 030	REG INSTR - SUPPLIES TECH SOC STUD BSMS	200.00	0.00	0.00	0.00	200.00	0.00	200.00
01 1100 650 008 040	REG INSTR - SUPPLIES TECH-REL MATH BSMS	500.00	0.00	0.00	0.00	500.00	0.00	500.00
01 1100 650 008 050	REG INSTR - SUPPLIES TECH-REL T&L BSMS	0.00	0.00	0.00	0.00	0.00	0.00	0.00
01 1100 650 008 054	REG INSTR - SUPPLIES TECH-REL COMP BSMS	0.00	0.00	0.00	0.00	0.00	26.26	(26.26)
01 1100 650 008 060	REG INSTR - SUPPLIES TECH-REL PE/HT BSMS	0.00	0.00	0.00	0.00	0.00	0.00	0.00
01 1100 650 008 070	REG INSTR - SUPPLIES TECH-REL SCI BSMS	0.00	0.00	23.25	0.00	(23.25)	0.00	(23.25)
01 1100 650 008 080	REG INSTR - SUPPLIES TECH-REL ART BSMS	700.00	0.00	0.00	0.00	700.00	0.00	700.00
01 1100 650 008 081	REG INSTR - SUPPLIES TECH-REL VOCAL BSMS	0.00	0.00	0.00	0.00	0.00	0.00	0.00
01 1100 650 008 082	REG INSTR - SUPPLIES TECH-REL INST BSMS	0.00	0.00	0.00	0.00	0.00	0.00	0.00
01 1100 650 008 083	REG INSTR - SUPPLIES TECH-REL MUSIC BSMS	0.00	0.00	0.00	0.00	0.00	0.00	0.00
01 1100 733 000	REG INSTR - FURN & EQUIP DISTRICT	0.00	0.00	0.00	0.00	0.00	0.00	0.00
01 1100 733 001	REG INSTR - FURN & EQUIP BHS	0.00	0.00	516.91	0.00	(516.91)	0.00	(516.91)
01 1100 733 001 015	REG INSTR - FURN & EQUIP ENGLISH BHS	0.00	0.00	0.00	0.00	0.00	0.00	0.00
01 1100 733 001 016	REG INSTR - FURN & EQUIP JOURNALISM BHS	0.00	0.00	0.00	0.00	0.00	0.00	0.00
01 1100 733 001 017	REG INSTR - FURN & EQUIP ONE-ACT BHS	0.00	0.00	0.00	0.00	0.00	0.00	0.00
01 1100 733 001 020	REG INSTR - FURN & EQUIP SPANISH BHS	0.00	0.00	299.91	0.00	(299.91)	0.00	(299.91)
01 1100 733 001 021	REG INSTR - FURN & EQUIP FRENCH BHS	0.00	0.00	0.00	0.00	0.00	0.00	0.00
01 1100 733 001 030	REG INSTR - FURN & EQUIP SOC STUD BHS	0.00	569.25	1,027.91	0.00	(1,027.91)	991.23	(2,019.14)
01 1100 733 001 040	REG INSTR - FURN & EQUIP MATH BHS	0.00	0.00	232.68	0.00	(232.68)	0.00	(232.68)
01 1100 733 001 050	REG INSTR - FURN & EQUIP T&L BHS	0.00	0.00	0.00	0.00	0.00	0.00	0.00
01 1100 733 001 052	REG INSTR - FURN & EQUIP IND TECH BHS	0.00	0.00	491.59	0.00	(491.59)	0.00	(491.59)
01 1100 733 001 060	REG INSTR - FURN & EQUIP PE BHS	0.00	0.00	0.00	0.00	0.00	0.00	0.00
01 1100 733 001 070	REG INSTR - FURN & EQUIP SCIENCE BHS	0.00	0.00	0.00	0.00	0.00	0.00	0.00
01 1100 733 001 080	REG INSTR - FURN & EQUIP ART BHS	0.00	0.00	0.00	0.00	0.00	0.00	0.00
01 1100 733 001 081	REG INSTR - FURN & EQUIP VOCAL MUSIC BHS	0.00	0.00	867.78	0.00	(867.78)	0.00	(867.78)
01 1100 733 001 082	REG INSTR - FURN & EQUIP INSTR MUSIC BHS	0.00	0.00	2,509.01	0.00	(2,509.01)	0.00	(2,509.01)
01 1100 733 002	REG INSTR - FURN & EQUIP BE	0.00	0.00	1,196.00	0.00	(1,196.00)	0.00	(1,196.00)
01 1100 733 002 001	REG INSTR - FURN & EQUIP 1ST GRADE BE	0.00	0.00	362.37	0.00	(362.37)	0.00	(362.37)
01 1100 733 002 002	REG INSTR - FURN & EQUIP 2ND GRADE BE	0.00	0.00	0.00	0.00	0.00	0.00	0.00
01 1100 733 002 003	REG INSTR - FURN & EQUIP 3RD GRADE BE	0.00	0.00	329.97	0.00	(329.97)	0.00	(329.97)
01 1100 733 002 004	REG INSTR - FURN & EQUIP 4TH GRADE BE	0.00	0.00	569.99	0.00	(569.99)	0.00	(569.99)
01 1100 733 002 005	REG INSTR - FURN & EQUIP 5TH GRADE BE	0.00	0.00	0.00	0.00	0.00	0.00	0.00
01 1100 733 002 007	REG INSTR - FURN & EQUIP KDG BE	0.00	0.00	0.00	0.00	0.00	0.00	0.00
01 1100 733 002 060	REG INSTR - FURN & EQUIP PE BE	0.00	0.00	0.00	0.00	0.00	0.00	0.00
01 1100 733 002 080	REG INSTR - FURN & EQUIP ART BE	0.00	0.00	0.00	0.00	0.00	0.00	0.00
01 1100 733 002 081	REG INSTR - FURN & EQUIP VOCAL MUSIC BE	0.00	0.00	1,540.46	0.00	(1,540.46)	0.00	(1,540.46)

Account Number	Account Description	Revised Budget	Expended During Month	Expenditures to Date	% of Budget	Balance at EOM	P/ O Outstanding	Unencumbered Balance
01 1100 735 003 082	REG INSTR - SOFTWARE INSTR MUSIC PC	0.00	0.00	0.00	0.00	0.00	0.00	0.00
01 1100 735 004	REG INSTR - SOFTWARE HE	2,000.00	1,139.70	7,826.14	391.31	(5,826.14)	0.00	(5,826.14)
01 1100 735 004 001	REG INSTR - SOFTWARE 1ST GRADE HE	0.00	0.00	0.00	0.00	0.00	0.00	0.00
01 1100 735 004 002	REG INSTR - SOFTWARE 2ND GRADE HE	0.00	0.00	0.00	0.00	0.00	0.00	0.00
01 1100 735 004 003	REG INSTR - SOFTWARE 3RD GRADE HE	0.00	0.00	0.00	0.00	0.00	0.00	0.00
01 1100 735 004 004	REG INSTR - SOFTWARE 4TH GRADE HE	0.00	0.00	0.00	0.00	0.00	0.00	0.00
01 1100 735 004 005	REG INSTR - SOFTWARE 5TH GRADE HE	0.00	0.00	0.00	0.00	0.00	0.00	0.00
01 1100 735 004 007	REG INSTR - SOFTWARE KDG HE	0.00	0.00	0.00	0.00	0.00	0.00	0.00
01 1100 735 004 060	REG INSTR - SOFTWARE PE HE	0.00	0.00	0.00	0.00	0.00	0.00	0.00
01 1100 735 004 080	REG INSTR - SOFTWARE ART HE	0.00	0.00	0.00	0.00	0.00	0.00	0.00
01 1100 735 004 081	REG INSTR - SOFTWARE VOCAL MUSIC HE	0.00	0.00	0.00	0.00	0.00	0.00	0.00
01 1100 735 004 082	REG INSTR - SOFTWARE INSTR MUSIC HE	0.00	0.00	0.00	0.00	0.00	0.00	0.00
01 1100 735 005	REG INSTR - SOFTWARE BMS	2,000.00	0.00	8,987.50	449.38	(6,987.50)	0.00	(6,987.50)
01 1100 735 005 015	REG INSTR - SOFTWARE ENGLISH BMS	0.00	0.00	0.00	0.00	0.00	0.00	0.00
01 1100 735 005 018	REG INSTR - SOFTWARE READING BMS	7,000.00	0.00	6,817.48	97.39	182.52	0.00	182.52
01 1100 735 005 019	REG INSTR - SOFTWARE SPEECH/DRAMA BMS	0.00	0.00	0.00	0.00	0.00	0.00	0.00
01 1100 735 005 022	REG INSTR - SOFTWARE WORLD LANG BMS	0.00	0.00	0.00	0.00	0.00	0.00	0.00
01 1100 735 005 030	REG INSTR - SOFTWARE SOC STUD BMS	0.00	0.00	0.00	0.00	0.00	0.00	0.00
01 1100 735 005 040	REG INSTR - SOFTWARE MATH BMS	0.00	0.00	119.76	0.00	(119.76)	0.00	(119.76)
01 1100 735 005 050	REG INSTR - SOFTWARE T&L BMS	0.00	0.00	0.00	0.00	0.00	0.00	0.00
01 1100 735 005 054	REG INSTR - SOFTWARE COMPUTERS BMS	700.00	0.00	0.00	0.00	700.00	0.00	700.00
01 1100 735 005 060	REG INSTR - SOFTWARE PE/HEALTH BMS	0.00	0.00	0.00	0.00	0.00	0.00	0.00
01 1100 735 005 070	REG INSTR - SOFTWARE SCIENCE BMS	0.00	0.00	0.00	0.00	0.00	0.00	0.00
01 1100 735 005 080	REG INSTR - SOFTWARE ART BMS	0.00	0.00	0.00	0.00	0.00	0.00	0.00
01 1100 735 005 081	REG INSTR - SOFTWARE VOCAL MUSIC BMS	0.00	0.00	0.00	0.00	0.00	0.00	0.00
01 1100 735 005 082	REG INSTR - SOFTWARE INSTR MUSIC BMS	0.00	0.00	0.00	0.00	0.00	0.00	0.00
01 1100 735 005 083	REG INSTR - SOFTWARE GENERAL MUSIC BMS	200.00	0.00	0.00	0.00	200.00	0.00	200.00
01 1100 735 006	REG INSTR - SOFTWARE AP	2,000.00	1,139.70	7,826.14	391.31	(5,826.14)	0.00	(5,826.14)
01 1100 735 006 001	REG INSTR - SOFTWARE 1ST GRADE AP	0.00	0.00	0.00	0.00	0.00	0.00	0.00
01 1100 735 006 002	REG INSTR - SOFTWARE 2ND GRADE AP	0.00	0.00	0.00	0.00	0.00	0.00	0.00
01 1100 735 006 003	REG INSTR - SOFTWARE 3RD GRADE AP	0.00	0.00	0.00	0.00	0.00	0.00	0.00
01 1100 735 006 004	REG INSTR - SOFTWARE 4TH GRADE AP	0.00	0.00	0.00	0.00	0.00	0.00	0.00
01 1100 735 006 005	REG INSTR - SOFTWARE 5TH GRADE AP	0.00	0.00	0.00	0.00	0.00	0.00	0.00
01 1100 735 006 007	REG INSTR - SOFTWARE KDG AP	0.00	0.00	0.00	0.00	0.00	0.00	0.00
01 1100 735 006 060	REG INSTR - SOFTWARE PE AP	0.00	0.00	0.00	0.00	0.00	0.00	0.00
01 1100 735 006 080	REG INSTR - SOFTWARE ART AP	0.00	0.00	0.00	0.00	0.00	0.00	0.00
01 1100 735 006 081	REG INSTR - SOFTWARE VOCAL MUSIC AP	0.00	0.00	0.00	0.00	0.00	0.00	0.00
01 1100 735 006 082	REG INSTR - SOFTWARE INSTR MUSIC AP	0.00	0.00	0.00	0.00	0.00	0.00	0.00
01 1100 735 007	REG INSTR - SOFTWARE SE	2,000.00	1,139.70	7,826.14	391.31	(5,826.14)	0.00	(5,826.14)
01 1100 735 007 001	REG INSTR - SOFTWARE 1ST GRADE SE	0.00	0.00	0.00	0.00	0.00	0.00	0.00
01 1100 735 007 002	REG INSTR - SOFTWARE 2ND GRADE SE	0.00	0.00	0.00	0.00	0.00	0.00	0.00
01 1100 735 007 003	REG INSTR - SOFTWARE 3RD GRADE SE	0.00	0.00	0.00	0.00	0.00	0.00	0.00
01 1100 735 007 004	REG INSTR - SOFTWARE 4TH GRADE SE	0.00	0.00	0.00	0.00	0.00	0.00	0.00
01 1100 735 007 005	REG INSTR - SOFTWARE 5TH GRADE SE	0.00	0.00	0.00	0.00	0.00	0.00	0.00
01 1100 735 007 007	REG INSTR - SOFTWARE KDG SE	0.00	0.00	0.00	0.00	0.00	0.00	0.00
01 1100 735 007 060	REG INSTR - SOFTWARE PE SE	0.00	0.00	0.00	0.00	0.00	0.00	0.00
01 1100 735 007 080	REG INSTR - SOFTWARE ART SE	0.00	0.00	0.00	0.00	0.00	0.00	0.00
01 1100 735 007 081	REG INSTR - SOFTWARE VOCAL MUSIC SE	0.00	0.00	0.00	0.00	0.00	0.00	0.00
01 1100 735 007 082	REG INSTR - SOFTWARE INSTR MUSIC SE	0.00	0.00	0.00	0.00	0.00	0.00	0.00
01 1100 735 008	REG INSTR - SOFTWARE BSMS	2,000.00	0.00	8,987.50	449.38	(6,987.50)	0.00	(6,987.50)
01 1100 735 008 015	REG INSTR - SOFTWARE ENGLISH BSMS	0.00	0.00	0.00	0.00	0.00	0.00	0.00
01 1100 735 008 018	REG INSTR - SOFTWARE READING BSMS	9,000.00	0.00	8,847.20	98.30	152.80	0.00	152.80
01 1100 735 008 019	REG INSTR - SOFTWARE SPEECH/DRAMA BSMS	0.00	0.00	0.00	0.00	0.00	0.00	0.00
01 1100 735 008 022	REG INSTR - SOFTWARE WORLD LANG BSMS	0.00	0.00	0.00	0.00	0.00	0.00	0.00
01 1100 735 008 030	REG INSTR - SOFTWARE SOC STUD BSMS	0.00	0.00	130.00	0.00	(130.00)	0.00	(130.00)

Account Number	Account Description	Revised Budget	Expended During Month	Expenditures to Date	% of Budget	Balance at EOM	P/ O Outstanding	Unencumbered Balance
01 1100 735 008 040	REG INSTR - SOFTWARE MATH BSMS	200.00	0.00	239.52	119.76	(39.52)	0.00	(39.52)
01 1100 735 008 050	REG INSTR - SOFTWARE T&L BSMS	0.00	0.00	0.00	0.00	0.00	0.00	0.00
01 1100 735 008 054	REG INSTR - SOFTWARE COMPUTERS BSMS	700.00	0.00	59.88	8.55	640.12	0.00	640.12
01 1100 735 008 060	REG INSTR - SOFTWARE PE/HEALTH BSMS	0.00	0.00	0.00	0.00	0.00	0.00	0.00
01 1100 735 008 070	REG INSTR - SOFTWARE SCIENCE BSMS	0.00	0.00	0.00	0.00	0.00	0.00	0.00
01 1100 735 008 080	REG INSTR - SOFTWARE ART BSMS	0.00	0.00	0.00	0.00	0.00	0.00	0.00
01 1100 735 008 081	REG INSTR - SOFTWARE VOCAL MUSIC BSMS	0.00	0.00	0.00	0.00	0.00	0.00	0.00
01 1100 735 008 082	REG INSTR - SOFTWARE INSTR MUSIC BSMS	0.00	0.00	0.00	0.00	0.00	0.00	0.00
01 1100 735 008 083	REG INSTR - SOFTWARE GENERAL MUSIC BSMS	250.00	0.00	0.00	0.00	250.00	0.00	250.00
01 1100 810 000	REG INSTR - DUES & FEES DISTRICT	10,000.00	23.67	6,712.67	67.13	3,287.33	0.00	3,287.33
01 1100 810 001	REG INSTR - DUES & FEES BHS	10,000.00	0.00	13,070.00	133.55	(3,070.00)	285.00	(3,355.00)
01 1100 810 001 015	REG INSTR - DUES & FEES ENGLISH BHS	1,000.00	0.00	430.08	264.56	569.92	2,215.48	(1,645.56)
01 1100 810 001 016	REG INSTR - DUES & FEES JOURNALISM BHS	500.00	0.00	360.00	179.00	140.00	535.00	(395.00)
01 1100 810 001 017	REG INSTR - DUES & FEES ONE-ACT BHS	500.00	0.00	(65.00)	(13.00)	565.00	0.00	565.00
01 1100 810 001 020	REG INSTR - DUES & FEES SPANISH BHS	0.00	0.00	404.69	0.00	(404.69)	36.00	(440.69)
01 1100 810 001 021	REG INSTR - DUES & FEES FRENCH BHS	0.00	0.00	0.00	0.00	0.00	36.00	(36.00)
01 1100 810 001 030	REG INSTR - DUES & FEES SOC STUD BHS	500.00	0.00	0.00	106.19	500.00	530.93	(30.93)
01 1100 810 001 040	REG INSTR - DUES & FEES MATH BHS	1,000.00	0.00	0.00	0.00	1,000.00	0.00	1,000.00
01 1100 810 001 050	REG INSTR - DUES & FEES T&L BHS	0.00	0.00	0.00	0.00	0.00	0.00	0.00
01 1100 810 001 051	REG INSTR - DUES & FEES BUSINESS BHS	0.00	0.00	0.00	0.00	0.00	0.00	0.00
01 1100 810 001 052	REG INSTR - DUES & FEES IND TECH BHS	0.00	0.00	0.00	0.00	0.00	0.00	0.00
01 1100 810 001 053	REG INSTR - DUES & FEES FCS BHS	0.00	0.00	0.00	0.00	0.00	103.00	(103.00)
01 1100 810 001 060	REG INSTR - DUES & FEES PE BHS	500.00	0.00	599.88	119.98	(99.88)	0.00	(99.88)
01 1100 810 001 070	REG INSTR - DUES & FEES SCIENCE BHS	0.00	0.00	0.00	0.00	0.00	0.00	0.00
01 1100 810 001 080	REG INSTR - DUES & FEES ART BHS	500.00	0.00	0.00	0.00	500.00	0.00	500.00
01 1100 810 001 081	REG INSTR - DUES & FEES VOCAL MUSIC BHS	3,000.00	290.00	3,157.52	105.25	(157.52)	0.00	(157.52)
01 1100 810 001 082	REG INSTR - DUES & FEES INSTR MUSIC BHS	4,500.00	0.00	3,463.50	76.97	1,036.50	0.00	1,036.50
01 1100 810 002	REG INSTR - DUES & FEES BE	2,000.00	0.00	345.00	22.25	1,655.00	100.00	1,555.00
01 1100 810 002 001	REG INSTR - DUES & FEES 1ST GRADE BE	1,000.00	0.00	494.00	49.40	506.00	0.00	506.00
01 1100 810 002 002	REG INSTR - DUES & FEES 2ND GRADE BE	1,000.00	0.00	560.00	56.00	440.00	0.00	440.00
01 1100 810 002 003	REG INSTR - DUES & FEES 3RD GRADE BE	1,000.00	0.00	800.00	80.00	200.00	0.00	200.00
01 1100 810 002 004	REG INSTR - DUES & FEES 4TH GRADE BE	1,000.00	0.00	0.00	0.00	1,000.00	0.00	1,000.00
01 1100 810 002 005	REG INSTR - DUES & FEES 5TH GRADE BE	1,000.00	0.00	0.00	0.00	1,000.00	0.00	1,000.00
01 1100 810 002 007	REG INSTR - DUES & FEES KDG BE	1,000.00	0.00	0.00	0.00	1,000.00	0.00	1,000.00
01 1100 810 002 060	REG INSTR - DUES & FEES PE BE	0.00	0.00	0.00	0.00	0.00	0.00	0.00
01 1100 810 002 080	REG INSTR - DUES & FEES ART BE	0.00	0.00	0.00	0.00	0.00	0.00	0.00
01 1100 810 002 081	REG INSTR - DUES & FEES VOCAL MUSIC BE	500.00	0.00	410.00	82.00	90.00	0.00	90.00
01 1100 810 002 082	REG INSTR - DUES & FEES INSTR MUSIC BE	0.00	0.00	0.00	0.00	0.00	0.00	0.00
01 1100 810 003	REG INSTR - DUES & FEES PC	2,000.00	0.00	185.00	9.25	1,815.00	0.00	1,815.00
01 1100 810 003 001	REG INSTR - DUES & FEES 1ST GRADE PC	1,000.00	0.00	646.00	64.60	354.00	0.00	354.00
01 1100 810 003 002	REG INSTR - DUES & FEES 2ND GRADE PC	1,000.00	0.00	510.00	51.00	490.00	0.00	490.00
01 1100 810 003 003	REG INSTR - DUES & FEES 3RD GRADE PC	1,000.00	0.00	490.00	49.00	510.00	0.00	510.00
01 1100 810 003 004	REG INSTR - DUES & FEES 4TH GRADE PC	1,000.00	0.00	115.00	11.50	885.00	0.00	885.00
01 1100 810 003 005	REG INSTR - DUES & FEES 5TH GRADE PC	1,000.00	0.00	439.32	43.93	560.68	0.00	560.68
01 1100 810 003 007	REG INSTR - DUES & FEES KDG PC	1,000.00	0.00	1,284.77	128.48	(284.77)	0.00	(284.77)
01 1100 810 003 060	REG INSTR - DUES & FEES PE PC	0.00	0.00	0.00	0.00	0.00	0.00	0.00
01 1100 810 003 080	REG INSTR - DUES & FEES ART PC	0.00	0.00	0.00	0.00	0.00	0.00	0.00
01 1100 810 003 081	REG INSTR - DUES & FEES VOCAL MUSIC PC	500.00	0.00	0.00	28.60	500.00	143.00	357.00
01 1100 810 003 082	REG INSTR - DUES & FEES INSTR MUSIC PC	0.00	0.00	0.00	0.00	0.00	0.00	0.00
01 1100 810 004	REG INSTR - DUES & FEES HE	2,000.00	0.00	1,152.71	57.64	847.29	0.00	847.29
01 1100 810 004 001	REG INSTR - DUES & FEES 1ST GRADE HE	1,000.00	0.00	976.50	97.65	23.50	0.00	23.50
01 1100 810 004 002	REG INSTR - DUES & FEES 2ND GRADE HE	1,000.00	0.00	790.00	79.00	210.00	0.00	210.00
01 1100 810 004 003	REG INSTR - DUES & FEES 3RD GRADE HE	1,000.00	0.00	770.00	77.00	230.00	0.00	230.00
01 1100 810 004 004	REG INSTR - DUES & FEES 4TH GRADE HE	1,000.00	0.00	0.00	0.00	1,000.00	0.00	1,000.00
01 1100 810 004 005	REG INSTR - DUES & FEES 5TH GRADE HE	1,000.00	0.00	770.00	77.00	230.00	0.00	230.00

Account Number	Account Description	Revised Budget	Expended During Month	Expenditures to Date	% of Budget	Balance at EOM	P/ O Outstanding	Unencumbered Balance
01 1100 810 004 007	REG INSTR - DUES & FEES KDG HE	1,000.00	0.00	329.45	32.95	670.55	0.00	670.55
01 1100 810 004 060	REG INSTR - DUES & FEES PE HE	0.00	0.00	0.00	0.00	0.00	0.00	0.00
01 1100 810 004 080	REG INSTR - DUES & FEES ART HE	0.00	0.00	0.00	0.00	0.00	0.00	0.00
01 1100 810 004 081	REG INSTR - DUES & FEES VOCAL MUSIC HE	500.00	0.00	0.00	0.00	500.00	0.00	500.00
01 1100 810 004 082	REG INSTR - DUES & FEES INSTR MUSIC HE	0.00	0.00	0.00	0.00	0.00	0.00	0.00
01 1100 810 005	REG INSTR - DUES & FEES BMS	2,000.00	0.00	245.00	46.50	1,755.00	685.00	1,070.00
01 1100 810 005 015	REG INSTR - DUES & FEES ENGLISH BMS	0.00	0.00	0.00	0.00	0.00	0.00	0.00
01 1100 810 005 018	REG INSTR - DUES & FEES READING BMS	0.00	0.00	0.00	0.00	0.00	0.00	0.00
01 1100 810 005 019	REG INSTR - DUES & FEES SPEECH/DRAMA BMS	0.00	0.00	0.00	0.00	0.00	0.00	0.00
01 1100 810 005 022	REG INSTR - DUES & FEES WORLD LANG BMS	0.00	0.00	0.00	0.00	0.00	0.00	0.00
01 1100 810 005 030	REG INSTR - DUES & FEES SOC STUD BMS	500.00	0.00	0.00	0.00	500.00	0.00	500.00
01 1100 810 005 040	REG INSTR - DUES & FEES MATH BMS	0.00	0.00	59.88	0.00	(59.88)	60.00	(119.88)
01 1100 810 005 050	REG INSTR - DUES & FEES T&L BMS	0.00	0.00	0.00	0.00	0.00	0.00	0.00
01 1100 810 005 054	REG INSTR - DUES & FEES COMPUTERS BMS	0.00	0.00	0.00	0.00	0.00	0.00	0.00
01 1100 810 005 060	REG INSTR - DUES & FEES PE/HEALTH BMS	0.00	0.00	0.00	0.00	0.00	0.00	0.00
01 1100 810 005 070	REG INSTR - DUES & FEES SCIENCE BMS	0.00	0.00	0.00	0.00	0.00	0.00	0.00
01 1100 810 005 080	REG INSTR - DUES & FEES ART BMS	375.00	0.00	200.00	53.33	175.00	0.00	175.00
01 1100 810 005 081	REG INSTR - DUES & FEES VOCAL MUSIC BMS	500.00	0.00	266.00	53.20	234.00	0.00	234.00
01 1100 810 005 082	REG INSTR - DUES & FEES INSTR MUSIC BMS	1,000.00	0.00	752.00	75.20	248.00	0.00	248.00
01 1100 810 005 083	REG INSTR - DUES & FEES GENERAL MUSIC BMS	0.00	0.00	247.00	0.00	(247.00)	0.00	(247.00)
01 1100 810 006	REG INSTR - DUES & FEES AP	2,000.00	0.00	285.00	14.25	1,715.00	0.00	1,715.00
01 1100 810 006 001	REG INSTR - DUES & FEES 1ST GRADE AP	1,000.00	0.00	740.00	74.00	260.00	0.00	260.00
01 1100 810 006 002	REG INSTR - DUES & FEES 2ND GRADE AP	1,000.00	0.00	810.00	81.00	190.00	0.00	190.00
01 1100 810 006 003	REG INSTR - DUES & FEES 3RD GRADE AP	1,000.00	0.00	640.00	64.00	360.00	0.00	360.00
01 1100 810 006 004	REG INSTR - DUES & FEES 4TH GRADE AP	1,000.00	0.00	81.00	8.10	919.00	0.00	919.00
01 1100 810 006 005	REG INSTR - DUES & FEES 5TH GRADE AP	1,000.00	0.00	0.00	0.00	1,000.00	0.00	1,000.00
01 1100 810 006 007	REG INSTR - DUES & FEES KDG AP	1,000.00	0.00	479.20	47.92	520.80	0.00	520.80
01 1100 810 006 060	REG INSTR - DUES & FEES PE AP	0.00	0.00	0.00	0.00	0.00	0.00	0.00
01 1100 810 006 080	REG INSTR - DUES & FEES ART AP	0.00	0.00	0.00	0.00	0.00	0.00	0.00
01 1100 810 006 081	REG INSTR - DUES & FEES VOCAL MUSIC AP	500.00	0.00	0.00	0.00	500.00	0.00	500.00
01 1100 810 006 082	REG INSTR - DUES & FEES INSTR MUSIC AP	0.00	0.00	0.00	0.00	0.00	0.00	0.00
01 1100 810 007	REG INSTR - DUES & FEES SE	2,000.00	0.00	285.00	14.25	1,715.00	0.00	1,715.00
01 1100 810 007 001	REG INSTR - DUES & FEES 1ST GRADE SE	1,000.00	0.00	335.44	33.54	664.56	0.00	664.56
01 1100 810 007 002	REG INSTR - DUES & FEES 2ND GRADE SE	1,000.00	0.00	0.00	0.00	1,000.00	0.00	1,000.00
01 1100 810 007 003	REG INSTR - DUES & FEES 3RD GRADE SE	1,000.00	0.00	360.25	36.03	639.75	0.00	639.75
01 1100 810 007 004	REG INSTR - DUES & FEES 4TH GRADE SE	1,000.00	0.00	800.00	80.00	200.00	0.00	200.00
01 1100 810 007 005	REG INSTR - DUES & FEES 5TH GRADE SE	1,000.00	0.00	463.00	46.30	537.00	0.00	537.00
01 1100 810 007 007	REG INSTR - DUES & FEES KDG SE	1,000.00	0.00	359.40	35.94	640.60	0.00	640.60
01 1100 810 007 060	REG INSTR - DUES & FEES PE SE	0.00	0.00	0.00	0.00	0.00	0.00	0.00
01 1100 810 007 080	REG INSTR - DUES & FEES ART SE	0.00	0.00	0.00	0.00	0.00	0.00	0.00
01 1100 810 007 081	REG INSTR - DUES & FEES VOCAL MUSIC SE	500.00	0.00	0.00	0.00	500.00	0.00	500.00
01 1100 810 007 082	REG INSTR - DUES & FEES INSTR MUSIC SE	0.00	0.00	0.00	0.00	0.00	0.00	0.00
01 1100 810 008	REG INSTR - DUES & FEES BSMS	2,000.00	0.00	245.00	55.75	1,755.00	870.00	885.00
01 1100 810 008 015	REG INSTR - DUES & FEES ENGLISH BSMS	0.00	0.00	0.00	0.00	0.00	0.00	0.00
01 1100 810 008 018	REG INSTR - DUES & FEES READING BSMS	0.00	0.00	0.00	0.00	0.00	0.00	0.00
01 1100 810 008 019	REG INSTR - DUES & FEES SPEECH/DRAMA BSMS	0.00	0.00	444.00	0.00	(444.00)	0.00	(444.00)
01 1100 810 008 022	REG INSTR - DUES & FEES WORLD LANG BSMS	0.00	0.00	0.00	0.00	0.00	0.00	0.00
01 1100 810 008 030	REG INSTR - DUES & FEES SOC STUD BSMS	500.00	0.00	0.00	0.00	500.00	0.00	500.00
01 1100 810 008 040	REG INSTR - DUES & FEES MATH BSMS	0.00	0.00	0.00	0.00	0.00	0.00	0.00
01 1100 810 008 050	REG INSTR - DUES & FEES T&L BSMS	0.00	0.00	0.00	0.00	0.00	0.00	0.00
01 1100 810 008 054	REG INSTR - DUES & FEES COMPUTERS BSMS	0.00	0.00	0.00	0.00	0.00	0.00	0.00
01 1100 810 008 060	REG INSTR - DUES & FEES PE/HEALTH BSMS	0.00	0.00	0.00	0.00	0.00	0.00	0.00
01 1100 810 008 070	REG INSTR - DUES & FEES SCIENCE BSMS	0.00	0.00	0.00	0.00	0.00	0.00	0.00
01 1100 810 008 080	REG INSTR - DUES & FEES ART BSMS	375.00	0.00	0.00	0.00	375.00	0.00	375.00
01 1100 810 008 081	REG INSTR - DUES & FEES VOCAL MUSIC BSMS	500.00	0.00	921.00	184.20	(421.00)	0.00	(421.00)

Account Number	Account Description	Revised Budget	Expended During Month	Expenditures to Date	% of Budget	Balance at EOM	P/ O Outstanding	Unencumbered Balance
01 1100 890 005 019	REG INSTR - OTHER MISC SPEECH/DRAMA BMS	0.00	0.00	0.00	0.00	0.00	0.00	0.00
01 1100 890 005 022	REG INSTR - OTHER MISC WORLD LANG BMS	0.00	0.00	0.00	0.00	0.00	0.00	0.00
01 1100 890 005 030	REG INSTR - OTHER MISC SOC STUD BMS	50.00	0.00	0.00	0.00	50.00	0.00	50.00
01 1100 890 005 040	REG INSTR - OTHER MISC MATH BMS	0.00	0.00	0.00	0.00	0.00	0.00	0.00
01 1100 890 005 050	REG INSTR - OTHER MISC T&L BMS	0.00	0.00	0.00	0.00	0.00	0.00	0.00
01 1100 890 005 054	REG INSTR - OTHER MISC COMPUTERS BMS	0.00	0.00	0.00	0.00	0.00	0.00	0.00
01 1100 890 005 060	REG INSTR - OTHER MISC PE/HEALTH BMS	0.00	0.00	0.00	0.00	0.00	0.00	0.00
01 1100 890 005 070	REG INSTR - OTHER MISC SCIENCE BMS	200.00	0.00	392.67	196.34	(192.67)	0.00	(192.67)
01 1100 890 005 080	REG INSTR - OTHER MISC ART BMS	0.00	0.00	0.00	0.00	0.00	0.00	0.00
01 1100 890 005 081	REG INSTR - OTHER MISC VOCAL MUSIC BMS	0.00	0.00	0.00	0.00	0.00	0.00	0.00
01 1100 890 005 082	REG INSTR - OTHER MISC INSTR MUSIC BMS	1,900.00	0.00	285.24	15.01	1,614.76	0.00	1,614.76
01 1100 890 005 083	REG INSTR - OTHER MISC GENERAL MUSIC BMS	0.00	0.00	125.00	0.00	(125.00)	0.00	(125.00)
01 1100 890 006	REG INSTR - OTHER MISC AP	0.00	0.00	0.00	0.00	0.00	0.00	0.00
01 1100 890 006 001	REG INSTR - OTHER MISC 1ST GRADE AP	0.00	0.00	0.00	0.00	0.00	0.00	0.00
01 1100 890 006 002	REG INSTR - OTHER MISC 2ND GRADE AP	500.00	0.00	0.00	0.00	500.00	0.00	500.00
01 1100 890 006 003	REG INSTR - OTHER MISC 3RD GRADE AP	0.00	0.00	288.00	0.00	(288.00)	0.00	(288.00)
01 1100 890 006 004	REG INSTR - OTHER MISC 4TH GRADE AP	0.00	0.00	0.00	0.00	0.00	0.00	0.00
01 1100 890 006 005	REG INSTR - OTHER MISC 5TH GRADE AP	0.00	0.00	450.00	0.00	(450.00)	0.00	(450.00)
01 1100 890 006 007	REG INSTR - OTHER MISC KDG AP	1,000.00	0.00	0.00	0.00	1,000.00	0.00	1,000.00
01 1100 890 006 060	REG INSTR - OTHER MISC PE AP	0.00	0.00	0.00	0.00	0.00	0.00	0.00
01 1100 890 006 080	REG INSTR - OTHER MISC ART AP	50.00	0.00	0.00	0.00	50.00	0.00	50.00
01 1100 890 006 081	REG INSTR - OTHER MISC VOCAL MUSIC AP	100.00	0.00	0.00	0.00	100.00	0.00	100.00
01 1100 890 006 082	REG INSTR - OTHER MISC INSTR MUSIC AP	0.00	0.00	0.00	0.00	0.00	0.00	0.00
01 1100 890 007	REG INSTR - OTHER MISC SE	0.00	0.00	0.00	0.00	0.00	0.00	0.00
01 1100 890 007 001	REG INSTR - OTHER MISC 1ST GRADE SE	0.00	0.00	196.33	0.00	(196.33)	0.00	(196.33)
01 1100 890 007 002	REG INSTR - OTHER MISC 2ND GRADE SE	100.00	0.00	0.00	0.00	100.00	0.00	100.00
01 1100 890 007 003	REG INSTR - OTHER MISC 3RD GRADE SE	0.00	0.00	0.00	0.00	0.00	0.00	0.00
01 1100 890 007 004	REG INSTR - OTHER MISC 4TH GRADE SE	0.00	0.00	0.00	0.00	0.00	0.00	0.00
01 1100 890 007 005	REG INSTR - OTHER MISC 5TH GRADE SE	150.00	0.00	240.00	160.00	(90.00)	0.00	(90.00)
01 1100 890 007 007	REG INSTR - OTHER MISC KDG SE	0.00	0.00	0.00	0.00	0.00	0.00	0.00
01 1100 890 007 060	REG INSTR - OTHER MISC PE SE	0.00	0.00	0.00	0.00	0.00	0.00	0.00
01 1100 890 007 080	REG INSTR - OTHER MISC ART SE	0.00	0.00	0.00	0.00	0.00	0.00	0.00
01 1100 890 007 081	REG INSTR - OTHER MISC VOCAL MUSIC SE	0.00	0.00	0.00	0.00	0.00	0.00	0.00
01 1100 890 007 082	REG INSTR - OTHER MISC INSTR MUSIC SE	0.00	0.00	0.00	0.00	0.00	0.00	0.00
01 1100 890 008	REG INSTR - OTHER MISC BSMS	3,000.00	0.00	983.43	32.78	2,016.57	0.00	2,016.57
01 1100 890 008 015	REG INSTR - OTHER MISC ENGLISH BSMS	0.00	0.00	0.00	0.00	0.00	0.00	0.00
01 1100 890 008 018	REG INSTR - OTHER MISC READING BSMS	50.00	0.00	0.00	0.00	50.00	0.00	50.00
01 1100 890 008 019	REG INSTR - OTHER MISC SPEECH/DRAMA BSMS	0.00	0.00	0.00	0.00	0.00	0.00	0.00
01 1100 890 008 022	REG INSTR - OTHER MISC WORLD LANG BSMS	0.00	0.00	0.00	0.00	0.00	0.00	0.00
01 1100 890 008 030	REG INSTR - OTHER MISC SOC STUD BSMS	0.00	0.00	0.00	0.00	0.00	0.00	0.00
01 1100 890 008 040	REG INSTR - OTHER MISC MATH BSMS	50.00	0.00	0.00	0.00	50.00	0.00	50.00
01 1100 890 008 050	REG INSTR - OTHER MISC T&L BSMS	0.00	0.00	0.00	0.00	0.00	0.00	0.00
01 1100 890 008 054	REG INSTR - OTHER MISC COMPUTERS BSMS	0.00	0.00	0.00	0.00	0.00	0.00	0.00
01 1100 890 008 060	REG INSTR - OTHER MISC PE/HEALTH BSMS	0.00	0.00	0.00	0.00	0.00	0.00	0.00
01 1100 890 008 070	REG INSTR - OTHER MISC SCIENCE BSMS	100.00	0.00	42.33	42.33	57.67	0.00	57.67
01 1100 890 008 080	REG INSTR - OTHER MISC ART BSMS	0.00	0.00	0.00	0.00	0.00	0.00	0.00
01 1100 890 008 081	REG INSTR - OTHER MISC VOCAL MUSIC BSMS	50.00	0.00	0.00	0.00	50.00	0.00	50.00
01 1100 890 008 082	REG INSTR - OTHER MISC INSTR MUSIC BSMS	1,500.00	0.00	508.36	33.89	991.64	0.00	991.64
01 1100 890 008 083	REG INSTR - OTHER MISC GENERAL MUSIC BSMS	0.00	0.00	0.00	0.00	0.00	0.00	0.00
1100	REGULAR INSTRUCTIONAL PROGRAMS	28,735,437.00	4,379,910.33	28,421,314.48	99.12	314,122.52	60,320.60	253,801.92
1125	Regular Instructional Programs School Age Flex							
01 1125 111 002	SALARIES TEACHERS BE	0.00	0.00	53,316.40	0.00	(53,316.40)	0.00	(53,316.40)
01 1125 111 003	SALARIES TEACHERS PC	0.00	0.00	58,201.50	0.00	(58,201.50)	0.00	(58,201.50)
01 1125 111 004	SALARIES TEACHERS HE	0.00	0.00	55,481.50	0.00	(55,481.50)	0.00	(55,481.50)
01 1125 211 002	GROUP INS TEACHERS/PROF BE	0.00	0.00	18,633.10	0.00	(18,633.10)	0.00	(18,633.10)

Account Number	Account Description	Revised Budget	Expended During Month	Expenditures to Date	% of Budget	Balance at EOM	P/ O Outstanding	Unencumbered Balance
01 1160 211 006	POVERTY - GROUP INS TEACHERS AP	0.00	80.76	969.12	0.00	(969.12)	0.00	(969.12)
01 1160 211 007	POVERTY - GROUP INS TEACHERS SE	0.00	0.00	0.00	0.00	0.00	0.00	0.00
01 1160 211 008	POVERTY - GROUP INS TEACHERS BSMS	0.00	0.00	0.00	0.00	0.00	0.00	0.00
01 1160 221 001	POVERTY - SOC SEC TEACHERS BHS	0.00	0.00	0.00	0.00	0.00	0.00	0.00
01 1160 221 002	POVERTY - SOC SEC TEACHERS BE	0.00	103.48	1,138.28	0.00	(1,138.28)	0.00	(1,138.28)
01 1160 221 003	POVERTY - SOC SEC TEACHERS PC	0.00	17.70	212.40	0.00	(212.40)	0.00	(212.40)
01 1160 221 004	POVERTY - SOC SEC TEACHERS HE	0.00	102.87	1,146.76	0.00	(1,146.76)	0.00	(1,146.76)
01 1160 221 005	POVERTY - SOC SEC TEACHERS BMS	0.00	0.00	0.00	0.00	0.00	0.00	0.00
01 1160 221 006	POVERTY - SOC SEC TEACHERS AP	0.00	30.86	370.32	0.00	(370.32)	0.00	(370.32)
01 1160 221 007	POVERTY - SOC SEC TEACHERS SE	0.00	0.00	0.00	0.00	0.00	0.00	0.00
01 1160 221 008	POVERTY - SOC SEC TEACHERS BSMS	0.00	0.00	0.00	0.00	0.00	0.00	0.00
01 1160 231 001	POVERTY - RETIREMENT TEACHERS BHS	0.00	0.00	0.00	0.00	0.00	0.00	0.00
01 1160 231 002	POVERTY - RETIREMENT TEACHERS BE	0.00	101.22	1,113.52	0.00	(1,113.52)	0.00	(1,113.52)
01 1160 231 003	POVERTY - RETIREMENT TEACHERS PC	0.00	15.58	186.96	0.00	(186.96)	0.00	(186.96)
01 1160 231 004	POVERTY - RETIREMENT TEACHRES HE	0.00	100.66	1,107.24	0.00	(1,107.24)	0.00	(1,107.24)
01 1160 231 005	POVERTY - RETIREMENT TEACHERS BMS	0.00	0.00	0.00	0.00	0.00	0.00	0.00
01 1160 231 006	POVERTY - RETIREMENT TEACHERS AP	0.00	29.69	356.41	0.00	(356.41)	0.00	(356.41)
01 1160 231 007	POVERTY - RETIREMENT TEACHERS SE	0.00	0.00	0.00	0.00	0.00	0.00	0.00
01 1160 231 008	POVERTY - RETIREMENT TEACHERS BSMS	0.00	0.00	0.00	0.00	0.00	0.00	0.00
01 1160 237 001	POVERTY - INCR RET CONTR BHS	0.00	0.00	0.00	0.00	0.00	0.00	0.00
01 1160 237 002	POVERTY - INCR RET CONTR BE	0.00	10.05	333.39	0.00	(333.39)	0.00	(333.39)
01 1160 237 003	POVERTY - INCR RET CONTR PC	0.00	1.55	56.70	0.00	(56.70)	0.00	(56.70)
01 1160 237 004	POVERTY - INCR RET CONTR HE	0.00	10.00	331.58	0.00	(331.58)	0.00	(331.58)
01 1160 237 005	POVERTY - INCR RET CONTR BMS	0.00	0.00	0.00	0.00	0.00	0.00	0.00
01 1160 237 006	POVERTY - INCR RET CONTR AP	0.00	2.95	107.92	0.00	(107.92)	0.00	(107.92)
01 1160 237 007	POVERTY - INCR RET CONTR SE	0.00	0.00	0.00	0.00	0.00	0.00	0.00
01 1160 237 008	POVERTY - INCR RET CONTR BSMS	0.00	0.00	0.00	0.00	0.00	0.00	0.00
01 1160 281 001	POVERTY - HEALTH BEN TEACHERS BHS	0.00	0.00	0.00	0.00	0.00	0.00	0.00
01 1160 281 002	POVERTY - HEALTH BEN TEACHERS BE	0.00	0.00	0.00	0.00	0.00	0.00	0.00
01 1160 281 003	POVERTY - HEALTH BEN TEACHERS PC	0.00	19.58	234.96	0.00	(234.96)	0.00	(234.96)
01 1160 281 004	POVERTY - HEALTH BEN TEACHERS HE	0.00	0.00	0.00	0.00	0.00	0.00	0.00
01 1160 281 005	POVERTY - HEALTH BEN TEACHERS BMS	0.00	0.00	0.00	0.00	0.00	0.00	0.00
01 1160 281 006	POVERTY - HEALTH TEACHERS AP	0.00	0.00	0.00	0.00	0.00	0.00	0.00
01 1160 281 007	POVERTY - HEALTH TEACHERS SE	0.00	0.00	0.00	0.00	0.00	0.00	0.00
01 1160 281 008	POVERTY - HEALTH BEN TEACHERS BSMS	0.00	0.00	0.00	0.00	0.00	0.00	0.00
01 1160 340 002	POVERTY - OTHER PROF SERVICES BE	0.00	0.00	0.00	0.00	0.00	0.00	0.00
01 1160 340 006	POVERTY - OTHER PROF SERVICES AP	0.00	0.00	0.00	0.00	0.00	0.00	0.00
01 1160 610 002	POVERTY - SUPPLIES BE	0.00	0.00	0.00	0.00	0.00	0.00	0.00
01 1160 610 006	POVERTY - SUPPLIES AP	0.00	0.00	0.00	0.00	0.00	0.00	0.00
1160	PROVERTY PROGRAMS	0.00	5,061.15	57,057.95	0.00	(57,057.95)	0.00	(57,057.95)
1200	SPECIAL EDUCATION INSTRUCTIONAL PROGRAMS							
01 1200 110 000	SPED - SALARIES NON-INSTR DIST	143,190.00	11,804.86	135,807.31	94.84	7,382.69	0.00	7,382.69
01 1200 111 000	SPED - SALARIES TEACHERS DIST	213,105.00	18,002.97	211,680.01	99.33	1,424.99	0.00	1,424.99
01 1200 111 001	SPED - SALARIES TEACHERS BHS	409,878.00	40,515.44	504,124.20	122.99	(94,246.20)	0.00	(94,246.20)
01 1200 111 002	SPED - SALARIES TEACHERS BE	124,370.00	15,907.44	173,057.29	139.15	(48,687.29)	0.00	(48,687.29)
01 1200 111 003	SPED - SALARIES TEACHERS PC	169,831.00	16,597.79	192,540.04	113.37	(22,709.04)	0.00	(22,709.04)
01 1200 111 004	SPED - SALARIES TEACHERS HE	192,768.00	22,986.62	267,161.31	138.59	(74,393.31)	0.00	(74,393.31)
01 1200 111 005	SPED - SALARIES TEACHERS BMS	238,183.00	17,560.97	207,799.50	87.24	30,383.50	0.00	30,383.50
01 1200 111 006	SPED - SALARIES TEACHERS AP	189,075.00	19,185.84	189,446.22	100.20	(371.22)	0.00	(371.22)
01 1200 111 007	SPED - SALARIES TEACHERS SE	110,460.00	6,512.00	100,016.00	90.54	10,444.00	0.00	10,444.00
01 1200 111 008	SPED - SALARIES TEACHERS BSMS	230,617.00	25,346.12	282,069.54	122.31	(51,452.54)	0.00	(51,452.54)
01 1200 112 000	SPED - SALARIES INSTR AIDES	18,603.00	0.00	18,818.62	101.16	(215.62)	0.00	(215.62)
01 1200 112 001	SPED - SALARIES INSTR AIDES BHS	64,658.00	0.00	68,790.09	106.39	(4,132.09)	0.00	(4,132.09)
01 1200 112 002	SPED - SALARIES INSTR AIDES BE	142,302.00	0.00	159,086.39	111.79	(16,784.39)	0.00	(16,784.39)
01 1200 112 003	SPED - SALARIES INSTR AIDES PC	131,796.00	0.00	139,006.37	105.47	(7,210.37)	0.00	(7,210.37)

Account Number	Account Description	Revised Budget	Expended During Month	Expenditures to Date	% of Budget	Balance at EOM	P/ O Outstanding	Unencumbered Balance
01 1200 112 004	SPED - SALARIES INSTR AIDES HE	129,206.00	0.00	176,849.46	136.87	(47,643.46)	0.00	(47,643.46)
01 1200 112 005	SPED - SALARIES INSTR AIDES BMS	86,378.00	0.00	59,729.55	69.15	26,648.45	0.00	26,648.45
01 1200 112 006	SPED - SALARIES INSTR AIDES AP	124,873.00	25.32	130,579.53	104.57	(5,706.53)	0.00	(5,706.53)
01 1200 112 007	SPED - SALARIES INSTR AIDES SE	57,333.00	0.00	55,690.92	97.14	1,642.08	0.00	1,642.08
01 1200 112 008	SPED - SALARIES INSTR AIDES BSMS	121,543.00	0.00	96,528.87	79.42	25,014.13	0.00	25,014.13
01 1200 122 001	SPED - SUB AIDES BHS	2,907.00	0.00	1,715.04	59.00	1,191.96	0.00	1,191.96
01 1200 122 002	SPED - SUB AIDES BE	6,555.00	0.00	2,183.31	33.31	4,371.69	0.00	4,371.69
01 1200 122 003	SPED - SUB AIDES PC	5,911.00	0.00	6,701.35	113.37	(790.35)	0.00	(790.35)
01 1200 122 004	SPED - SUB AIDES HE	1,896.00	0.00	9,789.15	516.31	(7,893.15)	0.00	(7,893.15)
01 1200 122 005	SPED - SUB AIDES BMS	1,823.00	0.00	6,290.82	345.08	(4,467.82)	0.00	(4,467.82)
01 1200 122 006	SPED - SUB AIDES AP	1,916.00	0.00	11,862.30	619.12	(9,946.30)	0.00	(9,946.30)
01 1200 122 007	SPED - SUB AIDES SE	6,207.00	0.00	12,857.28	207.14	(6,650.28)	0.00	(6,650.28)
01 1200 122 008	SPED - SUB AIDES BSMS	119.00	0.00	338.42	284.39	(219.42)	0.00	(219.42)
01 1200 123 001	SPED - SUB TEACHERS BHS	26,556.00	0.00	11,815.00	44.49	14,741.00	0.00	14,741.00
01 1200 123 002	SPED - SUB TEACHERS BE	2,129.00	0.00	1,870.00	87.83	259.00	0.00	259.00
01 1200 123 003	SPED - SUB TEACHERS PC	20,257.00	0.00	12,793.27	63.15	7,463.73	0.00	7,463.73
01 1200 123 004	SPED - SUB TEACHERS HE	9,621.00	0.00	12,345.00	128.31	(2,724.00)	0.00	(2,724.00)
01 1200 123 005	SPED - SUB TEACHERS BMS	6,705.00	0.00	10,035.28	149.67	(3,330.28)	0.00	(3,330.28)
01 1200 123 006	SPED - SUB TEACHERS AP	5,141.00	0.00	8,003.31	155.68	(2,862.31)	0.00	(2,862.31)
01 1200 123 007	SPED - SUB TEACHERS SE	1,574.00	0.00	10,067.50	639.61	(8,493.50)	0.00	(8,493.50)
01 1200 123 008	SPED - SUB TEACHERS BSMS	4,629.00	0.00	7,820.00	168.93	(3,191.00)	0.00	(3,191.00)
01 1200 130 000	SPED - OT SALARIES NON-INSTR DIST	1,315.00	0.00	258.01	19.62	1,056.99	0.00	1,056.99
01 1200 132 004	SPED - OT SALARIES NON-INSTR HE	25.00	0.00	15.53	62.12	9.47	0.00	9.47
01 1200 132 006	SPED - OT SALARIES NON- INSTR AP	296.00	0.00	506.64	171.16	(210.64)	0.00	(210.64)
01 1200 132 008	SPED - OT SALARIES NON- INSTR BSMS	0.00	0.00	5.53	0.00	(5.53)	0.00	(5.53)
01 1200 150 000	SPED - ADD'L COMP NON-INSTR DIST	2,326.00	24.89	298.79	12.85	2,027.21	0.00	2,027.21
01 1200 151 000	SPED - ADD'L COMP TEACHERS DIST	1,909.00	94.72	1,583.23	82.94	325.77	0.00	325.77
01 1200 151 001	SPED - ADD'L COMP TEACHERS BHS	5,123.00	1,378.60	4,914.32	95.93	208.68	0.00	208.68
01 1200 151 002	SPED - ADD'L COMP TEACHERS BE	420.00	1,040.01	4,238.19	1,009.09	(3,818.19)	0.00	(3,818.19)
01 1200 151 003	SPED - ADD'L COMP TEACHERS PC	5,070.00	3,166.07	7,499.32	147.92	(2,429.32)	0.00	(2,429.32)
01 1200 151 004	SPED - ADD'L COMP TEACHERS HE	3,080.00	475.78	2,416.64	78.46	663.36	0.00	663.36
01 1200 151 005	SPED - ADD'L COMP TEACHERS BMS	3,307.00	2,730.90	5,930.91	179.34	(2,623.91)	0.00	(2,623.91)
01 1200 151 006	SPED - ADD'L COMP TEACHERS AP	3,912.00	1,235.67	5,270.77	134.73	(1,358.77)	0.00	(1,358.77)
01 1200 151 007	SPED - ADD'L COMP TEACHERS SE	1,005.00	23.62	1,840.60	183.14	(835.60)	0.00	(835.60)
01 1200 151 008	SPED - ADD'L COMP TEACHERS BSMS	1,687.00	585.20	1,728.61	102.47	(41.61)	0.00	(41.61)
01 1200 152 000	SPED - ADD'L COMP AIDES	83.00	0.00	4,826.23	5,814.73	(4,743.23)	0.00	(4,743.23)
01 1200 152 001	SPED - ADD'L COMP AIDES BHS	168.00	0.00	195.26	116.23	(27.26)	0.00	(27.26)
01 1200 152 002	SPED - ADD'L COMP AIDES BE	405.00	0.00	337.96	83.45	67.04	0.00	67.04
01 1200 152 003	SPED - ADD'L COMP AIDES PC	396.00	0.00	281.74	71.15	114.26	0.00	114.26
01 1200 152 004	SPED - ADD'L COMP AIDES HE	336.00	0.00	435.94	129.74	(99.94)	0.00	(99.94)
01 1200 152 005	SPED - ADD'L COMP AIDES BMS	162.00	0.00	89.22	55.07	72.78	0.00	72.78
01 1200 152 006	SPED - ADD'L COMP AIDES AP	144.00	0.00	130.31	90.49	13.69	0.00	13.69
01 1200 152 007	SPED - ADD'L COMP AIDES SE	107.00	0.00	112.07	104.74	(5.07)	0.00	(5.07)
01 1200 152 008	SPED - ADD'L COMP AIDES BSMS	418.00	0.00	251.93	60.27	166.07	0.00	166.07
01 1200 210 000	SPED - GROUP INS NON-INSTR DIST	41,454.00	3,194.70	38,336.40	92.48	3,117.60	0.00	3,117.60
01 1200 211 000	SPED - GROUP INS TEACHERS/PROF DIST	11,311.00	865.29	10,409.55	92.03	901.45	0.00	901.45
01 1200 211 001	SPED - GROUP INS TEACHERS BHS	100,068.00	9,648.39	116,960.53	116.88	(16,892.53)	0.00	(16,892.53)
01 1200 211 002	SPED - GROUP INS TEACHERS BE	41,454.00	3,196.80	38,361.60	92.54	3,092.40	0.00	3,092.40
01 1200 211 003	SPED - GROUP INS TEACHERS PC	53,012.00	6,410.62	67,619.28	127.55	(14,607.28)	0.00	(14,607.28)
01 1200 211 004	SPED - GROUP INS TEACHERS HE	70,953.00	8,737.66	101,696.78	143.33	(30,743.78)	0.00	(30,743.78)
01 1200 211 005	SPED - GROUP INS TEACHERS BMS	94,404.00	8,673.90	100,034.50	105.96	(5,630.50)	0.00	(5,630.50)
01 1200 211 006	SPED - GROUP INS TEACHERS AP	70,747.00	6,318.82	75,792.06	107.13	(5,045.06)	0.00	(5,045.06)
01 1200 211 007	SPED - GROUP INS TEACHERS SE	11,311.00	867.66	12,738.96	112.62	(1,427.96)	0.00	(1,427.96)
01 1200 211 008	SPED - GROUP INS TEACHERS BSMS	33,807.00	4,927.92	59,135.04	174.92	(25,328.04)	0.00	(25,328.04)
01 1200 212 000	SPED - GROUP INS INSTR AIDES	62.00	4.20	35.70	57.58	26.30	0.00	26.30

Account Number	Account Description	Revised Budget	Expended During Month	Expenditures to Date	% of Budget	Balance at EOM	P/ O Outstanding	Unencumbered Balance
01 1200 212 001	SPED - GROUP INS AIDES BHS	428.00	647.95	2,209.90	516.33	(1,781.90)	0.00	(1,781.90)
01 1200 212 002	SPED - GROUP INS AIDES BE	440.00	14.70	184.80	42.00	255.20	0.00	255.20
01 1200 212 003	SPED - GROUP INS AIDES PC	417.00	6.30	147.00	35.25	270.00	0.00	270.00
01 1200 212 004	SPED - GROUP INS AIDES HE	8,682.00	658.45	7,955.90	91.64	726.10	0.00	726.10
01 1200 212 005	SPED - GROUP INS AIDES BMS	240.00	4.20	69.30	28.88	170.70	0.00	170.70
01 1200 212 006	SPED - GROUP INS AIDES AP	4,391.00	331.32	4,020.93	91.57	370.07	0.00	370.07
01 1200 212 007	SPED - GROUP INS AIDES SE	169.00	8.40	80.85	47.84	88.15	0.00	88.15
01 1200 212 008	SPED - GROUP INS AIDES BSMS	314.00	6.30	111.30	35.45	202.70	0.00	202.70
01 1200 220 000	SPED - SOC SEC NON-INSTR DIST	11,796.00	918.89	10,598.82	89.85	1,197.18	0.00	1,197.18
01 1200 221 000	SPED - SOC SEC TEACHERS DIST	16,761.00	1,384.47	16,314.65	97.34	446.35	0.00	446.35
01 1200 221 001	SPED - SOC SEC TEACHERS BHS	33,142.00	3,200.36	38,881.21	117.32	(5,739.21)	0.00	(5,739.21)
01 1200 221 002	SPED - SOC SEC TEACHERS BE	9,339.00	1,265.89	13,196.07	141.30	(3,857.07)	0.00	(3,857.07)
01 1200 221 003	SPED - SOC SEC TEACHERS PC	14,136.00	1,529.25	15,691.17	111.00	(1,555.17)	0.00	(1,555.17)
01 1200 221 004	SPED - SOC SEC TEACHERS HE	15,102.00	1,771.85	20,362.65	134.83	(5,260.65)	0.00	(5,260.65)
01 1200 221 005	SPED - SOC SEC TEACHERS BMS	18,508.00	1,535.71	16,151.22	87.27	2,356.78	0.00	2,356.78
01 1200 221 006	SPED - SOC SEC TEACHERS AP	14,859.00	1,501.92	14,172.10	95.38	686.90	0.00	686.90
01 1200 221 007	SPED - SOC SEC TEACHERS SE	9,163.00	535.81	8,179.96	89.27	983.04	0.00	983.04
01 1200 221 008	SPED - SOC SEC TEACHERS BSMS	18,486.00	1,986.64	21,744.85	117.63	(3,258.85)	0.00	(3,258.85)
01 1200 222 000	SPED - SOC SEC INSTR AIDES	1,456.00	0.00	1,808.83	124.23	(352.83)	0.00	(352.83)
01 1200 222 001	SPED - SOC SEC AIDES BHS	5,267.00	0.00	5,408.39	102.68	(141.39)	0.00	(141.39)
01 1200 222 002	SPED - SOC SEC AIDES BE	11,611.00	0.00	12,362.98	106.48	(751.98)	0.00	(751.98)
01 1200 222 003	SPED - SOC SEC AIDES PC	10,750.00	0.00	11,168.17	103.89	(418.17)	0.00	(418.17)
01 1200 222 004	SPED - SOC SEC AIDES HE	10,237.00	0.00	14,283.68	139.53	(4,046.68)	0.00	(4,046.68)
01 1200 222 005	SPED - SOC SEC AIDES BMS	6,858.00	0.00	5,042.99	73.53	1,815.01	0.00	1,815.01
01 1200 222 006	SPED - SOC SEC AIDES AP	9,910.00	1.94	10,945.56	110.45	(1,035.56)	0.00	(1,035.56)
01 1200 222 007	SPED - SOC SEC AIDES SE	4,944.00	0.00	5,252.52	106.24	(308.52)	0.00	(308.52)
01 1200 222 008	SPED - SOC SEC AIDES BSMS	9,508.00	0.00	7,430.12	78.15	2,077.88	0.00	2,077.88
01 1200 223 001	SPED - SOC SEC SUB TEACHERS BHS	1,994.00	0.00	903.81	45.33	1,090.19	0.00	1,090.19
01 1200 223 002	SPED - SOC SEC SUB TEACHERS BE	159.00	0.00	143.03	89.96	15.97	0.00	15.97
01 1200 223 003	SPED - SOC SEC SUB TEACHERS PC	1,521.00	0.00	978.66	64.34	542.34	0.00	542.34
01 1200 223 004	SPED - SOC SEC SUB TEACHERS HE	722.00	0.00	944.34	130.80	(222.34)	0.00	(222.34)
01 1200 223 005	SPED - SOC SEC SUB TEACHERS BMS	503.00	0.00	767.72	152.63	(264.72)	0.00	(264.72)
01 1200 223 006	SPED - SOC SEC SUB TEACHERS AP	386.00	0.00	612.23	158.61	(226.23)	0.00	(226.23)
01 1200 223 007	SPED - SOC SEC SUB TEACHERS SE	118.00	0.00	770.16	652.68	(652.16)	0.00	(652.16)
01 1200 223 008	SPED - SOC SEC SUB TEACHERS BSMS	347.00	0.00	598.33	172.43	(251.33)	0.00	(251.33)
01 1200 230 000	SPED - RETIREMENT NON-INSTR DIST	10,810.00	867.66	10,000.83	92.51	809.17	0.00	809.17
01 1200 231 000	SPED - RETIREMENT TEACHERS DIST	15,789.00	1,327.33	15,616.12	98.91	172.88	0.00	172.88
01 1200 231 001	SPED - RETIREMENT TEACHERS BHS	30,507.00	3,072.42	37,342.31	122.41	(6,835.31)	0.00	(6,835.31)
01 1200 231 002	SPED - RETIREMENT TEACHERS BE	9,175.00	1,243.08	13,000.47	141.69	(3,825.47)	0.00	(3,825.47)
01 1200 231 003	SPED - RETIREMENT TEACHERS PC	12,805.00	1,337.23	14,441.94	112.78	(1,636.94)	0.00	(1,636.94)
01 1200 231 004	SPED - RETIREMENT TEACHERS HE	14,376.00	1,689.51	19,749.54	137.38	(5,373.54)	0.00	(5,373.54)
01 1200 231 005	SPED - RETIREMENT TEACHERS BMS	17,740.00	1,488.65	15,676.96	88.37	2,063.04	0.00	2,063.04
01 1200 231 006	SPED - RETIREMENT TEACHERS AP	14,185.00	1,498.33	14,228.02	100.30	(43.02)	0.00	(43.02)
01 1200 231 007	SPED - RETIREMENT TEACHERS SE	8,195.00	478.64	7,469.09	91.14	725.91	0.00	725.91
01 1200 231 008	SPED - RETIREMENT TEACHERS BSMS	17,066.00	1,902.03	20,825.67	122.03	(3,759.67)	0.00	(3,759.67)
01 1200 232 000	SPED - RETIREMENT INSTR AIDES	1,371.00	0.00	1,733.06	126.41	(362.06)	0.00	(362.06)
01 1200 232 001	SPED - RETIREMENT AIDES BHS	4,757.00	0.00	5,065.86	106.49	(308.86)	0.00	(308.86)
01 1200 232 002	SPED - RETIREMENT AIDES BE	10,490.00	0.00	11,489.93	109.53	(999.93)	0.00	(999.93)
01 1200 232 003	SPED - RETIREMENT AIDES PC	9,716.00	0.00	10,216.97	105.16	(500.97)	0.00	(500.97)
01 1200 232 004	SPED - RETIREMENT AIDES HE	9,527.00	0.00	13,011.46	136.57	(3,484.46)	0.00	(3,484.46)
01 1200 232 005	SPED - RETIREMENT AIDES BMS	6,366.00	0.00	4,040.17	63.46	2,325.83	0.00	2,325.83
01 1200 232 006	SPED - RETIREMENT AIDES AP	7,008.00	1.86	9,335.79	133.22	(2,327.79)	0.00	(2,327.79)
01 1200 232 007	SPED - RETIREMENT AIDES SE	4,226.00	0.00	4,041.42	95.63	184.58	0.00	184.58
01 1200 232 008	SPED - RETIREMENT AIDES BSMS	8,943.00	0.00	7,097.56	79.36	1,845.44	0.00	1,845.44
01 1200 233 001	SPED - RETIREMENT SUB TEACHERS BHS	118.00	0.00	56.24	47.66	61.76	0.00	61.76

Account Number	Account Description	Revised Budget	Expended During Month	Expenditures to Date	% of Budget	Balance at EOM	P/ O Outstanding	Unencumbered Balance
01 1200 233 002	SPED - RETIREMENT SUB TEACHERS BE	0.00	0.00	0.00	0.00	0.00	0.00	0.00
01 1200 233 003	SPED - RETIREMENT SUB TEACHERS PC	711.00	0.00	0.00	0.00	711.00	0.00	711.00
01 1200 233 004	SPED - RETIREMENT SUB TEACHERS HE	308.00	0.00	106.24	34.49	201.76	0.00	201.76
01 1200 233 005	SPED - RETIREMENT SUB TEACHERS BMS	13.00	0.00	0.00	0.00	13.00	0.00	13.00
01 1200 233 006	SPED - RETIREMENT SUB TEACHERS AP	0.00	0.00	0.00	0.00	0.00	0.00	0.00
01 1200 233 007	SPED - RETIREMENT SUB TEACHERS SE	0.00	0.00	0.00	0.00	0.00	0.00	0.00
01 1200 233 008	SPED - RETIREMENT SUB TEACHERS BSMS	0.00	0.00	0.00	0.00	0.00	0.00	0.00
01 1200 237 000	SPED - INCR RET CONTR DIST	9,619.00	218.01	8,340.01	86.70	1,278.99	0.00	1,278.99
01 1200 237 001	SPED - INCR RET CONTR BHS	12,169.00	305.15	13,077.86	107.47	(908.86)	0.00	(908.86)
01 1200 237 002	SPED - INCR RET CONTR BE	6,763.00	123.45	7,837.03	115.88	(1,074.03)	0.00	(1,074.03)
01 1200 237 003	SPED - INCR RET CONTR PC	7,990.00	132.82	7,814.79	97.81	175.21	0.00	175.21
01 1200 237 004	SPED - INCR RET CONTR HE	8,326.00	167.81	10,448.99	125.50	(2,122.99)	0.00	(2,122.99)
01 1200 237 005	SPED - INCR RET CONTR BMS	8,295.00	147.84	6,099.49	73.53	2,195.51	0.00	2,195.51
01 1200 237 006	SPED - INCR RET CONTR AP	7,289.00	148.98	7,416.78	101.75	(127.78)	0.00	(127.78)
01 1200 237 007	SPED - INCR RET CONTR SE	4,272.00	47.54	3,714.36	86.95	557.64	0.00	557.64
01 1200 237 008	SPED - INCR RET CONTR BSMS	8,945.00	188.90	8,680.97	97.05	264.03	0.00	264.03
01 1200 280 000	SPED - HEALTH BEN NON-INSTR DIST	6,002.00	475.00	5,700.00	94.97	302.00	0.00	302.00
01 1200 281 001	SPED - HEALTH BEN TEACHERS BHS	18,772.00	1,592.66	19,111.92	101.81	(339.92)	0.00	(339.92)
01 1200 281 002	SPED - HEALTH BEN TEACHERS BE	0.00	0.00	0.00	0.00	0.00	0.00	0.00
01 1200 281 003	SPED - HEALTH BEN TEACHERS PC	9,503.00	475.00	7,600.00	79.97	1,903.00	0.00	1,903.00
01 1200 281 004	SPED - HEALTH BEN TEACHERS HE	2,576.00	0.00	227.98	8.85	2,348.02	0.00	2,348.02
01 1200 281 005	SPED - HEALTH BEN TEACHERS BMS	10,927.00	642.66	7,711.92	70.58	3,215.08	0.00	3,215.08
01 1200 281 006	SPED - HEALTH BEN TEACHERS AP	0.00	321.33	3,855.96	0.00	(3,855.96)	0.00	(3,855.96)
01 1200 281 007	SPED - HEALTH BEN TEACHERS SE	6,002.00	475.00	5,225.00	87.05	777.00	0.00	777.00
01 1200 281 008	SPED - HEALTH BEN TEACHERS BSMS	6,002.00	475.00	5,700.00	94.97	302.00	0.00	302.00
01 1200 320 001	SPED - PROF EDUCATIONAL SERVICES BHS	0.00	0.00	750.00	0.00	(750.00)	0.00	(750.00)
01 1200 320 002	SPED - PROF EDUCATIONAL SERVICES BE	0.00	0.00	0.00	0.00	0.00	0.00	0.00
01 1200 320 003	SPED - PROF EDUCATIONAL SERVICES PC	0.00	0.00	0.00	0.00	0.00	0.00	0.00
01 1200 320 004	SPED - PROF EDUCATIONAL SERVICES HE	0.00	0.00	0.00	0.00	0.00	0.00	0.00
01 1200 320 005	SPED - PROF EDUCATIONAL SERVICES BMS	0.00	0.00	0.00	0.00	0.00	75.00	(75.00)
01 1200 320 006	SPED - PROF EDUCATIONAL SERVICES AP	0.00	0.00	8.10	0.00	(8.10)	0.00	(8.10)
01 1200 320 007	SPED - PROF EDUCATIONAL SERVICES SE	0.00	0.00	0.00	0.00	0.00	0.00	0.00
01 1200 320 008	SPED - PROF EDUCATIONAL SERVICES BSMS	0.00	0.00	0.00	0.00	0.00	0.00	0.00
01 1200 332 001	SPED - MILEAGE TO PARENTS BHS	0.00	0.00	0.00	0.00	0.00	0.00	0.00
01 1200 334 000	SPED - MILEAGE TO PARENTS DIST	13,355.00	539.00	10,060.76	75.33	3,294.24	0.00	3,294.24
01 1200 334 001	SPED - MILEAGE TO PARENTS BHS	0.00	0.00	0.00	0.00	0.00	0.00	0.00
01 1200 561 000 098	SPED - TUIT PD TO OTHER DIST DIST	35,000.00	0.00	22,760.00	65.03	12,240.00	0.00	12,240.00
01 1200 561 001 098	SPED - TUIT PD TO OTHER DIST BHS	400,000.00	0.00	223,062.38	55.78	176,937.62	40.00	176,897.62
01 1200 561 001 099	SPED - TUIT PD TO ESU BHS	0.00	0.00	25,777.75	0.00	(25,777.75)	0.00	(25,777.75)
01 1200 561 002 098	SPED - TUIT PD TO OTHER DIST BE	0.00	0.00	11,250.00	0.00	(11,250.00)	0.00	(11,250.00)
01 1200 561 002 099	SPED - TUIT PD TO ESU BE	0.00	0.00	0.00	0.00	0.00	0.00	0.00
01 1200 561 003 098	SPED - TUIT PD TO OTHER DIST PC	30,000.00	0.00	29,100.00	97.00	900.00	0.00	900.00
01 1200 561 003 099	SPED - TUIT PD TO ESU PC	0.00	0.00	0.00	0.00	0.00	450.00	(450.00)
01 1200 561 004 098	SPED - TUIT PD TO OTHER DIST HE	150,000.00	0.00	0.00	0.00	150,000.00	0.00	150,000.00
01 1200 561 004 099	SPED - TUIT PD TO ESU HE	0.00	0.00	0.00	0.00	0.00	0.00	0.00
01 1200 561 005 098	SPED - TUIT PD TO OTHER DIST BMS	130,000.00	0.00	47,500.00	36.54	82,500.00	0.00	82,500.00
01 1200 561 005 099	SPED - TUIT PD TO ESU BMS	0.00	0.00	0.00	0.00	0.00	0.00	0.00
01 1200 561 006 098	SPED - TUITION TO OTHER DIST AP	75,000.00	0.00	0.00	0.00	75,000.00	0.00	75,000.00
01 1200 561 006 099	SPED - TUIT PD TO ESU AP	0.00	0.00	0.00	0.00	0.00	0.00	0.00
01 1200 561 007 098	SPED - TUITION TO OTHER DIST SE	0.00	0.00	0.00	0.00	0.00	0.00	0.00
01 1200 561 007 099	SPED - TUIT PD TO ESU SE	0.00	0.00	0.00	0.00	0.00	0.00	0.00
01 1200 561 008 098	SPED - TUIT PD TO OTHER DIST BSMS	0.00	0.00	108,570.00	0.00	(108,570.00)	0.00	(108,570.00)
01 1200 561 008 099	SPED - TUIT PD TO ESU BSMS	0.00	0.00	0.00	0.00	0.00	0.00	0.00
01 1200 580 000	SPED - TRAVEL & MILEAGE DIST	8,000.00	201.61	4,998.60	81.78	3,001.40	1,543.50	1,457.90
01 1200 580 001	SPED - TRAVEL & MILEAGE BHS	200.00	0.00	40.60	20.30	159.40	0.00	159.40

Account Number	Account Description	Revised Budget	Expended During Month	Expenditures to Date	% of Budget	Balance at EOM	P/ O Outstanding	Unencumbered Balance
01 1291 320 006	SPED 3-5 - PROF EDUCATIONAL SERVICES AP	60,000.00	90.00	58,352.78	97.25	1,647.22	0.00	1,647.22
01 1291 334 000	SPED 3-5 - MILEAGE TO PARENTS DIST	5,500.00	0.00	0.00	0.00	5,500.00	0.00	5,500.00
01 1291 590 000	SPED 3-5 - PURCHASED SERVICES DIST	0.00	0.00	35,383.41	0.00	(35,383.41)	0.00	(35,383.41)
01 1291 610 006	SPED 3-5 - SUPPLIES AP	70,000.00	88.66	12,647.86	18.26	57,352.14	132.69	57,219.45
01 1291 733 006	SPED 3-5 - FURN & EQUIP AP	0.00	0.00	0.00	0.00	0.00	0.00	0.00
01 1291 810 006	SPED 3-5 - DUES & FEES AP	1,000.00	0.00	1,950.00	195.00	(950.00)	0.00	(950.00)
1291	Special Education Instructional Programs 3-5	291,850.00	193.36	259,940.05	89.11	31,909.95	132.69	31,777.26
1292	SPECIAL EDUCATION INSTRUCTIONAL PROGRAM							
01 1292 111 006	SPED 0-2 - SALARIES TEACHERS AP	90,189.00	7,077.36	84,928.98	94.17	5,260.02	0.00	5,260.02
01 1292 151 006	SPED 0-2 - ADD'L COMP TEACHERS AP	360.00	71.75	724.40	201.22	(364.40)	0.00	(364.40)
01 1292 211 006	SPED 0-2 - GROUP INS TEACHERS/PROF AP	62.00	2.10	25.20	40.65	36.80	0.00	36.80
01 1292 221 006	SPED 0-2 - SOC SEC TEACHERS/PROF AP	7,539.00	583.24	6,988.61	92.70	550.39	0.00	550.39
01 1292 231 006	SPED 0-2 - RETIREMENT TEACHERS/PROF AP	6,657.00	524.32	6,250.54	93.89	406.46	0.00	406.46
01 1292 237 006	SPED 0-2 - INCR RET CONTR AP	0.00	52.07	1,893.15	0.00	(1,893.15)	0.00	(1,893.15)
01 1292 281 006	SPED 0-2 - HEALTH BEN TEACHERS/PROF AP	6,002.00	475.00	5,700.00	94.97	302.00	0.00	302.00
01 1292 580 000	SPED 0-2 - TRAVEL & MILEAGE DIST	2,000.00	105.52	971.17	48.56	1,028.83	0.00	1,028.83
01 1292 590 000	SPED 0-2 - PURCHASED SERVICES DIST	0.00	0.00	35,383.41	0.00	(35,383.41)	0.00	(35,383.41)
01 1292 610 006	SPED 0-2 - SUPPLIES AP	1,000.00	0.00	598.14	59.81	401.86	0.00	401.86
01 1292 650 006	SPED 0-2 - SUPPLIES-TECHN RELATED AP	1,000.00	0.00	0.00	0.00	1,000.00	0.00	1,000.00
1292	SPECIAL EDUCATION INSTRUCTIONAL PROGRAM	114,809.00	8,891.36	143,463.60	124.96	(28,654.60)	0.00	(28,654.60)
1300	SUMMER SCHOOL							
01 1300 111 001	SUMM SCHOOL - SALARIES TEACHERS BHS	24,876.00	0.00	18,227.00	73.27	6,649.00	0.00	6,649.00
01 1300 111 002	SUMM SCHOOL - SALARIES TEACHERS BE	0.00	2,336.37	33,090.29	0.00	(33,090.29)	0.00	(33,090.29)
01 1300 111 003	SUMM SCHOOL - SALARIES TEACHERS PC	50,391.00	0.00	0.00	0.00	50,391.00	0.00	50,391.00
01 1300 111 004	SUMM SCHOOL - SALARIES TEACHERS HE	39,110.00	0.00	0.00	0.00	39,110.00	0.00	39,110.00
01 1300 111 005	SUMM SCHOOL - SALARIES TEACHERS BMS	18,142.00	0.00	17,630.48	97.18	511.52	0.00	511.52
01 1300 111 006	SUMM SCHOOL - SALARIES TEACHERS AP	0.00	0.00	0.00	0.00	0.00	0.00	0.00
01 1300 111 007	SUMM SCHOOL - SALARIES TEACHERS SE	0.00	397.68	43,545.96	0.00	(43,545.96)	0.00	(43,545.96)
01 1300 111 008	SUMM SCHOOL - SALARIES TEACHERS BSMS	0.00	0.00	0.00	0.00	0.00	0.00	0.00
01 1300 112 001	SUMM SCHOOL - SALARIES INSTR AIDES BHS	1,778.00	0.00	3,020.05	169.86	(1,242.05)	0.00	(1,242.05)
01 1300 112 002	SUMM SCHOOL - SALARIES INSTR AIDES BE	0.00	0.00	6,667.40	0.00	(6,667.40)	0.00	(6,667.40)
01 1300 112 003	SUMM SCHOOL - SALARIES INSTR AIDES PC	8,127.00	0.00	0.00	0.00	8,127.00	0.00	8,127.00
01 1300 112 004	SUMM SCHOOL - SALARIES INSTR AIDES HE	5,365.00	0.00	743.17	13.85	4,621.83	0.00	4,621.83
01 1300 112 005	SUMM SCHOOL - SALARIES INSTR AIDES BMS	0.00	0.00	0.00	0.00	0.00	0.00	0.00
01 1300 112 006	SUMM SCHOOL - SALARIES INSTR AIDES AP	836.00	0.00	0.00	0.00	836.00	0.00	836.00
01 1300 112 007	SUMM SCHOOL - SALARIES INSTR AIDES SE	0.00	0.00	8,184.82	0.00	(8,184.82)	0.00	(8,184.82)
01 1300 112 008	SUMM SCHOOL - SALARIES INSTR AIDES BSMS	0.00	0.00	0.00	0.00	0.00	0.00	0.00
01 1300 221 001	SUMM SCHOOL - SOC SEC TEACHERS BHS	1,939.00	0.00	1,394.32	71.91	544.68	0.00	544.68
01 1300 221 002	SUMM SCHOOL - SOC SEC TEACHERS BE	0.00	178.73	2,531.41	0.00	(2,531.41)	0.00	(2,531.41)
01 1300 221 003	SUMM SCHOOL - SOC SEC TEACHERS PC	3,929.00	0.00	0.00	0.00	3,929.00	0.00	3,929.00
01 1300 221 004	SUMM SCHOOL - SOC SEC TEACHERS HE	3,049.00	0.00	0.00	0.00	3,049.00	0.00	3,049.00
01 1300 221 005	SUMM SCHOOL - SOC SEC TEACHERS BMS	1,414.00	0.00	1,348.71	95.38	65.29	0.00	65.29
01 1300 221 006	SUMM SCHOOL - SOC SEC TEACHERS AP	0.00	0.00	0.00	0.00	0.00	0.00	0.00
01 1300 221 007	SUMM SCHOOL - SOC SEC TEACHERS SE	0.00	30.41	3,331.20	0.00	(3,331.20)	0.00	(3,331.20)
01 1300 221 008	SUMM SCHOOL - SOC SEC TEACHERS BSMS	0.00	0.00	0.00	0.00	0.00	0.00	0.00
01 1300 222 001	SUMM SCHOOL - SOC SEC AIDES BHS	138.00	0.00	231.03	167.41	(93.03)	0.00	(93.03)
01 1300 222 002	SUMM SCHOOL - SOC SEC AIDES BE	0.00	0.00	510.06	0.00	(510.06)	0.00	(510.06)
01 1300 222 003	SUMM SCHOOL - SOC SEC AIDES PC	633.00	0.00	0.00	0.00	633.00	0.00	633.00
01 1300 222 004	SUMM SCHOOL - SOC SEC AIDES HE	418.00	0.00	56.86	13.60	361.14	0.00	361.14
01 1300 222 005	SUMM SCHOOL - SOC SEC AIDES BMS	0.00	0.00	0.00	0.00	0.00	0.00	0.00
01 1300 222 006	SUMM SCHOOL - SOC SEC AIDES AP	65.00	0.00	0.00	0.00	65.00	0.00	65.00
01 1300 222 007	SUMM SCHOOL - SOC SEC AIDES SE	0.00	0.00	626.13	0.00	(626.13)	0.00	(626.13)
01 1300 222 008	SUMM SCHOOL - SOC SEC AIDES BSMS	0.00	0.00	0.00	0.00	0.00	0.00	0.00
01 1300 231 001	SUMM SCHOOL - RETIREMENT TEACHERS BHS	1,759.00	0.00	1,164.30	66.19	594.70	0.00	594.70

Account Number	Account Description	Revised Budget	Expended During Month	Expenditures to Date	% of Budget	Balance at EOM	P/ O Outstanding	Unencumbered Balance
01 1300 231 002	SUMM SCHOOL - RETIREMENT TEACHERS BE	0.00	171.73	2,432.11	0.00	(2,432.11)	0.00	(2,432.11)
01 1300 231 003	SUMM SCHOOL - RETIREMENT TEACHERS PC	3,356.00	0.00	0.00	0.00	3,356.00	0.00	3,356.00
01 1300 231 004	SUMM SCHOOL - RETIREMENT TEACHERS HE	2,883.00	0.00	0.00	0.00	2,883.00	0.00	2,883.00
01 1300 231 005	SUMM SCHOOL - RETIREMENT TEACHERS BMS	1,306.00	0.00	1,295.86	99.22	10.14	0.00	10.14
01 1300 231 006	SUMM SCHOOL - RETIREMENT TEACHERS AP	0.00	0.00	0.00	0.00	0.00	0.00	0.00
01 1300 231 007	SUMM SCHOOL - RETIREMENT TEACHERS SE	0.00	29.22	3,181.08	0.00	(3,181.08)	0.00	(3,181.08)
01 1300 231 008	SUMM SCHOOL - RETIREMENT TEACHERS BSMS	0.00	0.00	0.00	0.00	0.00	0.00	0.00
01 1300 232 001	SUMM SCHOOL - RETIREMENT AIDES BHS	131.00	0.00	221.98	169.45	(90.98)	0.00	(90.98)
01 1300 232 002	SUMM SCHOOL - RETIREMENT AIDES BE	0.00	0.00	490.05	0.00	(490.05)	0.00	(490.05)
01 1300 232 003	SUMM SCHOOL - RETIREMENT AIDES PC	599.00	0.00	0.00	0.00	599.00	0.00	599.00
01 1300 232 004	SUMM SCHOOL - RETIREMENT AIDES HE	395.00	0.00	54.62	13.83	340.38	0.00	340.38
01 1300 232 005	SUMM SCHOOL - RETIREMENT AIDES BMS	0.00	0.00	0.00	0.00	0.00	0.00	0.00
01 1300 232 006	SUMM SCHOOL - RETIREMENT AIDES AP	0.00	0.00	0.00	0.00	0.00	0.00	0.00
01 1300 232 007	SUMM SCHOOL - RETIREMENT AIDES SE	0.00	0.00	504.18	0.00	(504.18)	0.00	(504.18)
01 1300 232 008	SUMM SCHOOL - RETIREMENT AIDES BSMS	0.00	0.00	0.00	0.00	0.00	0.00	0.00
01 1300 237 001	SUMM SCHOOL - INCR RET CONTR BHS	650.00	0.00	137.71	21.19	512.29	0.00	512.29
01 1300 237 002	SUMM SCHOOL - INCR RET CONTR BE	0.00	17.06	304.55	0.00	(304.55)	0.00	(304.55)
01 1300 237 003	SUMM SCHOOL - INCR RET CONTR PC	1,360.00	0.00	0.00	0.00	1,360.00	0.00	1,360.00
01 1300 237 004	SUMM SCHOOL - INCR RET CONTR HE	1,127.00	0.00	5.43	0.48	1,121.57	0.00	1,121.57
01 1300 237 005	SUMM SCHOOL - INCR RET CONTR BMS	449.00	0.00	156.11	34.77	292.89	0.00	292.89
01 1300 237 006	SUMM SCHOOL - INCR RET CONTR AP	0.00	0.00	0.00	0.00	0.00	0.00	0.00
01 1300 237 007	SUMM SCHOOL - INCR RET CONTR SE	0.00	2.91	384.49	0.00	(384.49)	0.00	(384.49)
01 1300 237 008	SUMM SCHOOL - INCR RET CONTR BSMS	0.00	0.00	0.00	0.00	0.00	0.00	0.00
01 1300 580 001	SUMM SCHOOL - TRAVEL & MILEAGE BHS	0.00	0.00	0.00	0.00	0.00	0.00	0.00
01 1300 610 001	SUMM SCHOOL - SUPPLIES BHS	0.00	0.00	0.00	0.00	0.00	0.00	0.00
01 1300 610 002	SUMM SCHOOL - SUPPLIES BE	0.00	0.00	350.17	0.00	(350.17)	35.00	(385.17)
01 1300 610 003	SUMM SCHOOL - SUPPLIES PC	1,500.00	0.00	2,134.50	142.30	(634.50)	0.00	(634.50)
01 1300 610 004	SUMM SCHOOL - SUPPLIES HE	500.00	0.00	99.06	19.81	400.94	0.00	400.94
01 1300 610 005	SUMM SCHOOL - SUPPLIES BMS	0.00	0.00	0.00	0.00	0.00	0.00	0.00
01 1300 610 006	SUMM SCHOOL - SUPPLIES AP	0.00	0.00	0.00	0.00	0.00	0.00	0.00
01 1300 610 007	SUMM SCHOOL - SUPPLIES SE	0.00	0.00	553.35	0.00	(553.35)	5.98	(559.33)
01 1300 610 008	SUMM SCHOOL - SUPPLIES BSMS	1,000.00	0.00	1,307.95	134.29	(307.95)	34.99	(342.94)
01 1300 640 001	SUMM SCHOOL - BOOKS & PER BHS	500.00	0.00	0.00	0.00	500.00	0.00	500.00
01 1300 640 002	SUMM SCHOOL - BOOKS & PER BE	500.00	0.00	0.00	0.00	500.00	0.00	500.00
01 1300 640 003	SUMM SCHOOL - BOOKS & PER PC	500.00	0.00	0.00	0.00	500.00	0.00	500.00
01 1300 640 004	SUMM SCHOOL - BOOKS & PER HE	500.00	0.00	0.00	0.00	500.00	0.00	500.00
01 1300 640 005	SUMM SCHOOL - BOOKS & PER BMS	500.00	0.00	0.00	0.00	500.00	0.00	500.00
01 1300 640 006	SUMM SCHOOL - BOOKS & PER AP	500.00	0.00	0.00	0.00	500.00	0.00	500.00
01 1300 640 007	SUMM SCHOOL - BOOKS & PER SE	500.00	0.00	0.00	0.00	500.00	0.00	500.00
01 1300 640 008	SUMM SCHOOL - BOOKS & PER BSMS	500.00	0.00	0.00	0.00	500.00	0.00	500.00
01 1300 810 001	SUMM SCHOOL - DUES & FEES BHS	0.00	0.00	0.00	0.00	0.00	0.00	0.00
01 1300 810 002	SUMM SCHOOL - DUES & FEES BE	0.00	0.00	0.00	0.00	0.00	0.00	0.00
01 1300 810 003	SUMM SCHOOL - DUES & FEES PC	0.00	0.00	0.00	0.00	0.00	0.00	0.00
01 1300 810 004	SUMM SCHOOL - DUES & FEES HE	0.00	0.00	0.00	0.00	0.00	0.00	0.00
01 1300 810 005	SUMM SCHOOL - DUES & FEES BMS	0.00	0.00	0.00	0.00	0.00	0.00	0.00
01 1300 810 006	SUMM SCHOOL - DUES & FEES AP	0.00	0.00	0.00	0.00	0.00	0.00	0.00
01 1300 810 007	SUMM SCHOOL - DUES & FEES SE	0.00	0.00	0.00	0.00	0.00	0.00	0.00
01 1300 810 008	SUMM SCHOOL - DUES & FEES BSMS	0.00	0.00	15.28	0.00	(15.28)	0.00	(15.28)
1300	SUMMER SCHOOL	181,225.00	3,164.11	155,931.67	86.09	25,293.33	75.97	25,217.36
2120	GUIDANCE SERVICES							
01 2120 110 001	GUIDANCE - SALARIES NON-INSTR BHS	26,280.00	1,273.46	33,434.11	127.22	(7,154.11)	0.00	(7,154.11)
01 2120 110 005	GUIDANCE - SALARIES NON-INSTR BMS	0.00	0.00	0.00	0.00	0.00	0.00	0.00
01 2120 111 001	GUIDANCE - SALARIES TEACHERS BHS	173,985.00	27,144.55	249,045.93	143.14	(75,060.93)	0.00	(75,060.93)
01 2120 111 002	GUIDANCE - SALARIES TEACHERS BE	74,581.00	4,610.68	56,705.83	76.03	17,875.17	0.00	17,875.17
01 2120 111 003	GUIDANCE - SALARIES TEACHERS PC	202,076.00	9,429.61	113,155.87	56.00	88,920.13	0.00	88,920.13

Account Number	Account Description	Revised Budget	Expended During Month	Expenditures to Date	% of Budget	Balance at EOM	P/ O Outstanding	Unencumbered Balance
01 2120 111 004	GUIDANCE - SALARIES TEACHERS HE	74,150.00	4,584.70	56,385.42	76.04	17,764.58	0.00	17,764.58
01 2120 111 005	GUIDANCE - SALARIES TEACHERS BMS	94,698.00	7,431.27	89,175.02	94.17	5,522.98	0.00	5,522.98
01 2120 111 006	GUIDANCE - SALARIES TEACHERS AP	55,181.00	3,926.20	47,115.06	85.38	8,065.94	0.00	8,065.94
01 2120 111 007	GUIDANCE - SALARIES TEACHERS SE	62,079.00	5,006.86	60,082.43	96.78	1,996.57	0.00	1,996.57
01 2120 111 008	GUIDANCE - SALARIES TEACHERS BSMS	183,054.00	14,862.54	165,659.36	90.50	17,394.64	0.00	17,394.64
01 2120 130 001	GUIDANCE - OT SALARIES NON-INSTR BHS	214.00	0.00	157.93	73.80	56.07	0.00	56.07
01 2120 130 005	GUIDANCE - OT SALARIES NON-INSTR BMS	0.00	0.00	0.00	0.00	0.00	0.00	0.00
01 2120 150 001	GUIDANCE - ADD'L COMP NON-INSTR BHS	0.00	0.00	72.73	0.00	(72.73)	0.00	(72.73)
01 2120 150 005	GUIDANCE - ADD'L COMP NON-INSTR BMS	0.00	0.00	0.00	0.00	0.00	0.00	0.00
01 2120 151 001	GUIDANCE - ADD'L COMP TEACHERS BHS	645.00	44.34	533.18	82.66	111.82	0.00	111.82
01 2120 151 002	GUIDANCE - ADD'L COMP TEACHERS BE	196.00	13.21	158.08	80.65	37.92	0.00	37.92
01 2120 151 003	GUIDANCE - ADD'L COMP TEACHERS PC	226.00	15.50	504.62	223.28	(278.62)	0.00	(278.62)
01 2120 151 004	GUIDANCE - ADD'L COMP TEACHERS HE	195.00	13.09	157.19	80.61	37.81	0.00	37.81
01 2120 151 005	GUIDANCE - ADD'L COMP TEACHERS BMS	251.00	16.34	196.19	78.16	54.81	0.00	54.81
01 2120 151 006	GUIDANCE - ADD'L COMP TEACHERS AP	145.00	9.49	114.32	78.84	30.68	0.00	30.68
01 2120 151 007	GUIDANCE - ADD'L COMP TEACHERS SE	436.00	10.96	287.17	65.86	148.83	0.00	148.83
01 2120 151 008	GUIDANCE - ADD'L COMP TEACHERS BSMS	2,384.00	32.68	392.38	16.46	1,991.62	0.00	1,991.62
01 2120 152 001	GUIDANCE - ADD'L COMP AIDES BHS	0.00	0.00	0.00	0.00	0.00	0.00	0.00
01 2120 152 005	GUIDANCE - ADD'L COMP AIDES BMS	0.00	0.00	0.00	0.00	0.00	0.00	0.00
01 2120 210 001	GUIDANCE - GROUP INS NON-INSTR BHS	3,557.00	865.56	10,386.72	292.01	(6,829.72)	0.00	(6,829.72)
01 2120 210 005	GUIDANCE - GROUP INS NON-INSTR BMS	0.00	0.00	0.00	0.00	0.00	0.00	0.00
01 2120 211 001	GUIDANCE - GROUP INS TEACHERS BHS	50,310.00	3,880.43	46,565.16	92.56	3,744.84	0.00	3,744.84
01 2120 211 002	GUIDANCE - GROUP INS TEACHERS BE	30,206.00	1,793.44	22,057.00	73.02	8,149.00	0.00	8,149.00
01 2120 211 003	GUIDANCE - GROUP INS TEACHERS PC	30,332.00	2,331.07	27,972.84	92.22	2,359.16	0.00	2,359.16
01 2120 211 004	GUIDANCE - GROUP INS TEACHERS HE	30,206.00	1,793.44	22,057.00	73.02	8,149.00	0.00	8,149.00
01 2120 211 005	GUIDANCE - GROUP INS TEACHERS BMS	30,206.00	2,329.14	27,949.68	92.53	2,256.32	0.00	2,256.32
01 2120 211 006	GUIDANCE - GROUP INS TEACHERS AP	1,927.00	784.80	9,417.60	488.72	(7,490.60)	0.00	(7,490.60)
01 2120 211 007	GUIDANCE - GROUP INS TEACHERS SE	11,248.00	865.56	10,386.72	92.34	861.28	0.00	861.28
01 2120 211 008	GUIDANCE - GROUP INS TEACHERS BSMS	30,269.00	1,752.34	21,028.08	69.47	9,240.92	0.00	9,240.92
01 2120 220 001	GUIDANCE - SOC SEC NON-INSTR BHS	2,247.00	97.42	2,569.45	114.35	(322.45)	0.00	(322.45)
01 2120 220 005	GUIDANCE - SOC SEC NON-INSTR BMS	0.00	0.00	0.00	0.00	0.00	0.00	0.00
01 2120 221 001	GUIDANCE - SOC SEC TEACHERS BHS	13,175.00	2,046.47	18,691.17	141.87	(5,516.17)	0.00	(5,516.17)
01 2120 221 002	GUIDANCE - SOC SEC TEACHERS BE	5,723.00	347.42	4,272.74	74.66	1,450.26	0.00	1,450.26
01 2120 221 003	GUIDANCE - SOC SEC TEACHERS PC	16,339.00	763.90	9,191.14	56.25	7,147.86	0.00	7,147.86
01 2120 221 004	GUIDANCE - SOC SEC TEACHERS HE	5,796.00	345.38	4,306.33	74.30	1,489.67	0.00	1,489.67
01 2120 221 005	GUIDANCE - SOC SEC TEACHERS BMS	7,296.00	561.50	6,737.99	92.35	558.01	0.00	558.01
01 2120 221 006	GUIDANCE - SOC SEC TEACHERS AP	4,714.00	300.63	3,607.67	76.53	1,106.33	0.00	1,106.33
01 2120 221 007	GUIDANCE - SOC SEC TEACHERS SE	4,867.00	383.38	4,612.40	94.77	254.60	0.00	254.60
01 2120 221 008	GUIDANCE - SOC SEC TEACHERS BSMS	14,828.00	1,169.90	13,067.94	88.13	1,760.06	0.00	1,760.06
01 2120 230 001	GUIDANCE - RETIREMENT NON-INSTR BHS	1,952.00	93.60	2,469.00	126.49	(517.00)	0.00	(517.00)
01 2120 230 005	GUIDANCE - RETIREMENT NON-INSTR BMS	0.00	0.00	0.00	0.00	0.00	0.00	0.00
01 2120 231 001	GUIDANCE - RETIREMENT TEACHERS BHS	12,826.00	1,995.12	18,311.50	142.77	(5,485.50)	0.00	(5,485.50)
01 2120 231 002	GUIDANCE - RETIREMENT TEACHERS BE	5,498.00	338.88	4,167.79	75.81	1,330.21	0.00	1,330.21
01 2120 231 003	GUIDANCE - RETIREMENT TEACHERS PC	14,897.00	693.07	8,340.31	55.99	6,556.69	0.00	6,556.69
01 2120 231 004	GUIDANCE - RETIREMENT TEACHERS HE	5,466.00	336.98	4,144.31	75.82	1,321.69	0.00	1,321.69
01 2120 231 005	GUIDANCE - RETIREMENT TEACHERS BMS	6,981.00	546.20	6,557.77	93.94	423.23	0.00	423.23
01 2120 231 006	GUIDANCE - RETIREMENT TEACHERS AP	4,068.00	288.58	3,463.68	85.14	604.32	0.00	604.32
01 2120 231 007	GUIDANCE - RETIREMENT TEACHERS SE	4,576.00	368.00	4,416.85	96.52	159.15	0.00	159.15
01 2120 231 008	GUIDANCE - RETIREMENT TEACHERS BSMS	13,495.00	1,092.40	12,176.00	90.23	1,319.00	0.00	1,319.00
01 2120 237 001	GUIDANCE - INCR RET CONTR BHS	5,082.00	207.46	6,234.86	122.69	(1,152.86)	0.00	(1,152.86)
01 2120 237 002	GUIDANCE - INCR RET CONTR BE	1,890.00	33.65	1,267.62	67.07	622.38	0.00	622.38
01 2120 237 003	GUIDANCE - INCR RET CONTR PC	5,123.00	68.84	2,529.33	49.37	2,593.67	0.00	2,593.67
01 2120 237 004	GUIDANCE - INCR RET CONTR HE	1,880.00	33.47	1,260.46	67.05	619.54	0.00	619.54
01 2120 237 005	GUIDANCE - INCR RET CONTR BMS	2,401.00	54.25	1,983.63	82.62	417.37	0.00	417.37
01 2120 237 006	GUIDANCE - INCR RET CONTR AP	1,399.00	28.66	1,049.10	74.99	349.90	0.00	349.90

Account Number	Account Description	Revised Budget	Expended During Month	Expenditures to Date	% of Budget	Balance at EOM	P/ O Outstanding	Unencumbered Balance
01 2120 237 007	GUIDANCE - INCR RET CONTR SE	1,574.00	36.55	1,337.99	85.01	236.01	0.00	236.01
01 2120 237 008	GUIDANCE - INCR RET CONTR BSMS	4,641.00	108.50	3,653.17	78.72	987.83	0.00	987.83
01 2120 280 001	GUIDANCE - HEALTH BEN NON-INSTR BHS	2,303.00	0.00	0.00	0.00	2,303.00	0.00	2,303.00
01 2120 280 005	GUIDANCE - HEALTH BEN NON-INSTR BMS	0.00	0.00	0.00	0.00	0.00	0.00	0.00
01 2120 281 001	GUIDANCE - HEALTH BEN TEACHERS BHS	0.00	0.00	0.00	0.00	0.00	0.00	0.00
01 2120 281 002	GUIDANCE - HEALTH BEN TEACHERS BE	0.00	0.00	0.00	0.00	0.00	0.00	0.00
01 2120 281 003	GUIDANCE - HEALTH BEN TEACHERS PC	9,003.00	692.92	8,315.04	92.36	687.96	0.00	687.96
01 2120 281 004	GUIDANCE - HEALTH BEN TEACHERS HE	0.00	0.00	0.00	0.00	0.00	0.00	0.00
01 2120 281 005	GUIDANCE - HEALTH BEN TEACHERS BMS	0.00	0.00	0.00	0.00	0.00	0.00	0.00
01 2120 281 006	GUIDANCE - HEALTH BEN TEACHERS AP	5,002.00	0.00	0.00	0.00	5,002.00	0.00	5,002.00
01 2120 281 007	GUIDANCE - HEALTH BEN TEACHERS SE	0.00	0.00	0.00	0.00	0.00	0.00	0.00
01 2120 281 008	GUIDANCE - HEALTH BEN TEACHERS BSMS	6,002.00	475.00	5,700.00	94.97	302.00	0.00	302.00
01 2120 580 001	GUIDANCE - TRAVEL & MILEAGE BHS	200.00	0.00	200.00	100.00	0.00	0.00	0.00
01 2120 580 002	GUIDANCE - TRAVEL & MILEAGE BE	200.00	0.00	184.16	92.08	15.84	0.00	15.84
01 2120 580 003	GUIDANCE - TRAVEL & MILEAGE PC	0.00	0.00	0.00	0.00	0.00	0.00	0.00
01 2120 580 004	GUIDANCE - TRAVEL & MILEAGE HE	100.00	0.00	0.00	0.00	100.00	0.00	100.00
01 2120 580 005	GUIDANCE - TRAVEL & MILEAGE BMS	0.00	0.00	0.00	0.00	0.00	0.00	0.00
01 2120 580 006	GUIDANCE - TRAVEL & MILEAGE AP	0.00	0.00	0.00	0.00	0.00	0.00	0.00
01 2120 580 007	GUIDANCE - TRAVEL & MILEAGE SE	0.00	0.00	0.00	0.00	0.00	0.00	0.00
01 2120 580 008	GUIDANCE - TRAVEL & MILEAGE BSMS	0.00	0.00	0.00	0.00	0.00	0.00	0.00
01 2120 590 001	GUIDANCE - PURCHASED SERVICES BHS	40,000.00	1,897.87	22,898.50	57.25	17,101.50	0.00	17,101.50
01 2120 590 002	GUIDANCE - PURCHASED SERVICES BE	20,000.00	1,897.87	14,740.18	73.70	5,259.82	0.00	5,259.82
01 2120 590 003	GUIDANCE - PURCHASED SERVICES PC	15,000.00	1,897.87	15,910.18	106.07	(910.18)	0.00	(910.18)
01 2120 590 004	GUIDANCE - PURCHASED SERVICES HE	15,000.00	1,897.87	15,350.18	102.33	(350.18)	0.00	(350.18)
01 2120 590 005	GUIDANCE - PURCHASED SERVICES BMS	15,000.00	1,897.87	16,367.51	109.12	(1,367.51)	0.00	(1,367.51)
01 2120 590 006	GUIDANCE - PURCHASED SERVICES AP	15,000.00	1,897.87	17,887.69	119.25	(2,887.69)	0.00	(2,887.69)
01 2120 590 007	GUIDANCE - PURCHASED SERVICES SE	15,000.00	1,897.88	18,173.55	121.16	(3,173.55)	0.00	(3,173.55)
01 2120 590 008	GUIDANCE - PURCHASED SERVICES BSMS	15,000.00	1,897.88	12,332.71	82.22	2,667.29	0.00	2,667.29
01 2120 610 001	GUIDANCE - SUPPLIES BHS	2,000.00	135.45	260.73	25.13	1,739.27	241.89	1,497.38
01 2120 610 001 611	GUIDANCE - TESTING SUPPLIES SUPPLIES BHS	10,000.00	0.00	12,704.95	127.05	(2,704.95)	0.00	(2,704.95)
01 2120 610 002	GUIDANCE - SUPPLIES BE	2,000.00	180.29	2,833.46	141.67	(833.46)	0.00	(833.46)
01 2120 610 002 611	GUIDANCE - TESTING SUPPLIES BE	0.00	0.00	0.00	0.00	0.00	0.00	0.00
01 2120 610 003	GUIDANCE - SUPPLIES PC	2,000.00	0.00	353.11	17.66	1,646.89	0.00	1,646.89
01 2120 610 003 611	GUIDANCE - TESTING SUPPLIES PC	0.00	0.00	484.62	0.00	(484.62)	0.00	(484.62)
01 2120 610 004	GUIDANCE - SUPPLIES HE	2,000.00	78.72	2,569.56	128.53	(569.56)	1.01	(570.57)
01 2120 610 004 611	GUIDANCE - TESTING SUPPLIES HE	0.00	0.00	0.00	0.00	0.00	0.00	0.00
01 2120 610 005	GUIDANCE - SUPPLIES BMS	2,000.00	186.54	2,680.77	134.04	(680.77)	0.00	(680.77)
01 2120 610 005 611	GUIDANCE - TESTING SUPPLIES BMS	0.00	0.00	0.00	0.00	0.00	0.00	0.00
01 2120 610 006	GUIDANCE - SUPPLIES AP	2,000.00	91.52	1,653.83	82.69	346.17	0.00	346.17
01 2120 610 006 611	GUIDANCE - TESTING SUPPLIES AP	0.00	0.00	0.00	0.00	0.00	0.00	0.00
01 2120 610 007	GUIDANCE - SUPPLIES SE	2,000.00	250.41	1,462.09	73.10	537.91	0.00	537.91
01 2120 610 007 611	GUIDANCE - TESTING SUPPLIES SE	0.00	0.00	0.00	0.00	0.00	0.00	0.00
01 2120 610 008	GUIDANCE - SUPPLIES BSMS	2,000.00	29.99	7,057.11	352.86	(5,057.11)	0.00	(5,057.11)
01 2120 610 008 611	GUIDANCE - TESTING SUPPLIES BSMS	0.00	0.00	0.00	0.00	0.00	0.00	0.00
01 2120 733 001	GUIDANCE - FURN & EQUIP BHS	0.00	0.00	0.00	0.00	0.00	0.00	0.00
01 2120 733 002	GUIDANCE - FURN & EQUIP BE	0.00	0.00	0.00	0.00	0.00	0.00	0.00
01 2120 733 003	GUIDANCE - FURN & EQUIP PC	0.00	0.00	0.00	0.00	0.00	0.00	0.00
01 2120 733 004	GUIDANCE - FURN & EQUIP HE	0.00	78.74	78.74	0.00	(78.74)	44.45	(123.19)
01 2120 733 005	GUIDANCE - FURN & EQUIP BMS	0.00	0.00	0.00	0.00	0.00	0.00	0.00
01 2120 733 006	GUIDANCE - FURN & EQUIP AP	0.00	0.00	0.00	0.00	0.00	0.00	0.00
01 2120 733 007	GUIDANCE - FURN & EQUIP SE	0.00	0.00	0.00	0.00	0.00	0.00	0.00
01 2120 733 008	GUIDANCE - FURN & EQUIP BSMS	0.00	0.00	54.00	0.00	(54.00)	0.00	(54.00)
01 2120 734 001	GUIDANCE - HARDWARE BHS	0.00	0.00	0.00	0.00	0.00	0.00	0.00
01 2120 734 005	GUIDANCE - HARDWARE BMS	0.00	0.00	0.00	0.00	0.00	0.00	0.00
01 2120 810 001	GUIDANCE - DUES & FEES HS	2,500.00	0.00	3,200.00	128.00	(700.00)	0.00	(700.00)

Regular; Processing Month 08/2025

Account Number	Account Description	Revised Budget	Expended During Month	Expenditures to Date	% of Budget	Balance at EOM	P/ O Outstanding	Unencumbered Balance
01 2120 810 002	GUIDANCE - DUES & FEES BE	250.00	0.00	344.00	189.20	(94.00)	129.00	(223.00)
01 2120 810 003	GUIDANCE - DUES & FEES PC	250.00	0.00	210.00	84.00	40.00	0.00	40.00
01 2120 810 004	GUIDANCE - DUES & FEES HE	250.00	0.00	164.00	65.60	86.00	0.00	86.00
01 2120 810 005	GUIDANCE - DUES & FEES BMS	250.00	0.00	0.00	0.00	250.00	0.00	250.00
01 2120 810 006	GUIDANCE - DUES & FEES AP	250.00	0.00	129.00	51.60	121.00	0.00	121.00
01 2120 810 007	GUIDANCE - DUES & FEES SE	250.00	0.00	388.00	155.20	(138.00)	0.00	(138.00)
01 2120 810 008	GUIDANCE - DUES & FEES BSMS	250.00	0.00	0.00	0.00	250.00	0.00	250.00
01 2120 890 005	GUIDANCE - OTHER MISC BMS	1,500.00	0.00	340.60	22.71	1,159.40	0.00	1,159.40
01 2120 890 008	GUIDANCE - OTHER MISC BSMS	0.00	0.00	29.99	0.00	(29.99)	0.00	(29.99)
2120	GUIDANCE SERVICES	1,542,331.00	124,544.03	1,406,632.08	91.23	135,698.92	416.35	135,282.57
2130	HEALTH SERVICES							
01 2130 110 002	HEALTH SERV - SALARIES NON-INSTR BE	21,421.00	130.90	20,376.32	95.12	1,044.68	0.00	1,044.68
01 2130 110 003	HEALTH SERV - SALARIES NON-INSTR PC	0.00	0.00	0.00	0.00	0.00	0.00	0.00
01 2130 110 004	HEALTH SERV - SALARIES NON-INSTR HE	22,699.00	412.27	20,786.80	91.58	1,912.20	0.00	1,912.20
01 2130 110 006	HEALTH SERV - SALARIES NON-INSTR AP	381.00	0.00	457.07	119.97	(76.07)	0.00	(76.07)
01 2130 110 007	HEALTH SERV - SALARIES NON-INSTR SE	23,136.00	356.95	21,865.17	94.51	1,270.83	0.00	1,270.83
01 2130 130 003	HEALTH SERV - OT SALARIES NON-INSTR PC	0.00	0.00	0.00	0.00	0.00	0.00	0.00
01 2130 130 006	HEALTH SERV - OT SALARIES NON-INSTR AP	0.00	0.00	0.00	0.00	0.00	0.00	0.00
01 2130 130 007	HEALTH SERV - OT SALARIES NON-INSTR SE	40.00	0.00	0.00	0.00	40.00	0.00	40.00
01 2130 150 002	HEALTH SERV - ADD'L COMP NON-INSTR BE	55.00	0.00	44.29	80.53	10.71	0.00	10.71
01 2130 150 003	HEALTH SERV - ADD'L COMP NON-INSTR PC	0.00	0.00	0.00	0.00	0.00	0.00	0.00
01 2130 150 004	HEALTH SERV - ADD'L COMP NON-INSTR HE	57.00	0.00	46.19	81.04	10.81	0.00	10.81
01 2130 150 006	HEALTH SERV - ADD'L COMP NON-INSTR AP	56.00	0.00	45.56	81.36	10.44	0.00	10.44
01 2130 150 007	HEALTH SERV - ADD'L COMP NON-INSTR SE	56.00	0.00	44.93	80.23	11.07	0.00	11.07
01 2130 210 002	HEALTH SERV - GROUP INS NON-INSTR BE	62.00	2.10	25.20	40.65	36.80	0.00	36.80
01 2130 210 003	HEALTH SERV - GROUP INS NON-INSTR PC	0.00	0.00	0.00	0.00	0.00	0.00	0.00
01 2130 210 004	HEALTH SERV - GROUP INS NON-INSTR HE	62.00	2.10	25.20	40.65	36.80	0.00	36.80
01 2130 210 006	HEALTH SERV - GROUP INS NON-INSTR AP	0.00	0.00	0.25	0.00	(0.25)	0.00	(0.25)
01 2130 210 007	HEALTH SERV - GROUP INS NON-INSTR SE	62.00	2.10	24.95	40.24	37.05	0.00	37.05
01 2130 220 002	HEALTH SERV - SOC SEC NON-INSTR BE	1,667.00	10.02	1,562.18	93.71	104.82	0.00	104.82
01 2130 220 003	HEALTH SERV - SOC SEC NON-INSTR PC	0.00	0.00	0.00	0.00	0.00	0.00	0.00
01 2130 220 004	HEALTH SERV - SOC SEC NON-INSTR HE	1,774.00	31.54	1,593.71	89.84	180.29	0.00	180.29
01 2130 220 006	HEALTH SERV - SOC SEC NON-INSTR AP	34.00	0.00	38.45	113.09	(4.45)	0.00	(4.45)
01 2130 220 007	HEALTH SERV - SOC SEC NON-INSTR SE	1,811.00	27.31	1,676.13	92.55	134.87	0.00	134.87
01 2130 230 002	HEALTH SERV - RETIREMENT NON-INSTR BE	1,579.00	9.62	1,497.66	94.85	81.34	0.00	81.34
01 2130 230 003	HEALTH SERV - RETIREMENT NON-INSTR PC	0.00	0.00	0.00	0.00	0.00	0.00	0.00
01 2130 230 004	HEALTH SERV - RETIREMENT NON-INSTR HE	1,673.00	30.30	1,527.84	91.32	145.16	0.00	145.16
01 2130 230 006	HEALTH SERV - RETIREMENT NON-INSTR AP	28.00	0.00	33.37	119.18	(5.37)	0.00	(5.37)
01 2130 230 007	HEALTH SERV - RETIREMENT NON-INSTR SE	1,708.00	26.24	1,610.73	94.31	97.27	0.00	97.27
01 2130 237 002	HEALTH SERV - INCR RET CONTR BE	543.00	0.96	512.73	94.43	30.27	0.00	30.27
01 2130 237 003	HEALTH SERV - INCR RET CONTR PC	0.00	0.00	0.00	0.00	0.00	0.00	0.00
01 2130 237 004	HEALTH SERV - INCR RET CONTR HE	575.00	3.01	517.36	89.98	57.64	0.00	57.64
01 2130 237 006	HEALTH SERV - INCR RET CONTR AP	9.00	0.00	11.48	127.56	(2.48)	0.00	(2.48)
01 2130 237 007	HEALTH SERV - INCR RET CONTR SE	587.00	2.61	536.36	91.37	50.64	0.00	50.64
01 2130 320 006	HEALTH SERV - PROF ED SERVICES AP	0.00	0.00	0.00	0.00	0.00	0.00	0.00
01 2130 340 000	HEALTH SERV - OTHER PROF SERVICES DIST	2,500.00	440.00	1,443.75	57.75	1,056.25	0.00	1,056.25
01 2130 340 001	HEALTH SERV - OTHER PROF SERVICES BHS	10,500.00	161.39	11,752.64	111.93	(1,252.64)	0.00	(1,252.64)
01 2130 340 002	HEALTH SERV - OTHER PROF SERVICES BE	9,500.00	0.00	9,088.75	95.67	411.25	0.00	411.25
01 2130 340 003	HEALTH SERV - OTHER PROF SERVICES PC	8,000.00	110.00	9,377.50	117.22	(1,377.50)	0.00	(1,377.50)
01 2130 340 004	HEALTH SERV - OTHER PROF SERVICES HE	10,500.00	110.00	9,913.75	94.42	586.25	0.00	586.25
01 2130 340 005	HEALTH SERV - OTHER PROF SERVICES BMS	9,500.00	0.00	8,153.75	85.83	1,346.25	0.00	1,346.25
01 2130 340 006	HEALTH SERV - OTHER PROF SERVICES AP	8,000.00	0.00	9,982.50	124.78	(1,982.50)	0.00	(1,982.50)
01 2130 340 007	HEALTH SERV - OTHER PROF SERVICES SE	8,500.00	0.00	7,411.25	87.19	1,088.75	0.00	1,088.75
01 2130 340 008	HEALTH SERV - OTHER PROF SERVICES BSMS	15,000.00	0.00	9,267.50	61.78	5,732.50	0.00	5,732.50
01 2130 610 000	HEALTH SERV - SUPPLIES DIST	2,000.00	0.00	547.00	27.35	1,453.00	0.00	1,453.00

Account Number	Account Description	Revised Budget	Expended During Month	Expenditures to Date	% of Budget	Balance at EOM	P/ O Outstanding	Unencumbered Balance
01 2151 640 007	SPEECH SPED SA - BOOKS & PER SE	0.00	0.00	0.00	0.00	0.00	0.00	0.00
01 2151 640 008	SPEECH SPED SA - BOOKS & PER BSMS	0.00	0.00	0.00	0.00	0.00	0.00	0.00
01 2151 650 001	SPEECH SPED SA - SUPPLIES TECH-REL BHS	0.00	0.00	0.00	0.00	0.00	0.00	0.00
01 2151 650 002	SPEECH SPED SA - SUPPLIES TECH-REL BE	0.00	0.00	0.00	0.00	0.00	0.00	0.00
01 2151 650 003	SPEECH SPED SA - SUPPLIES TECH-REL PC	0.00	0.00	0.00	0.00	0.00	0.00	0.00
01 2151 650 004	SPEECH SPED SA - SUPPLIES TECH-REL HE	0.00	0.00	0.00	0.00	0.00	0.00	0.00
01 2151 650 005	SPEECH SPED SA - SUPPLIES TECH-REL BMS	0.00	0.00	0.00	0.00	0.00	0.00	0.00
01 2151 650 006	SPEECH SPED SA - SUPPLIES TECH-REL AP	0.00	0.00	0.00	0.00	0.00	0.00	0.00
01 2151 650 007	SPEECH SPED SA - SUPPLIES TECH-REL SE	0.00	0.00	0.00	0.00	0.00	0.00	0.00
01 2151 650 008	SPEECH SPED SA - SUPPLIES TECH-REL BSMS	0.00	0.00	0.00	0.00	0.00	0.00	0.00
01 2151 733 001	SPEECH SPED SA - FURN & EQUIP BHS	0.00	0.00	0.00	0.00	0.00	0.00	0.00
01 2151 733 002	SPEECH SPED SA - FURN & EQUIP BE	0.00	0.00	0.00	0.00	0.00	0.00	0.00
01 2151 733 003	SPEECH SPED SA - FURN & EQUIP PC	0.00	0.00	0.00	0.00	0.00	0.00	0.00
01 2151 733 004	SPEECH SPED SA - FURN & EQUIP HE	0.00	0.00	0.00	0.00	0.00	0.00	0.00
01 2151 733 005	SPEECH SPED SA - FURN & EQUIP BMS	0.00	0.00	0.00	0.00	0.00	0.00	0.00
01 2151 733 006	SPEECH SPED SA - FURN & EQUIP AP	0.00	0.00	0.00	0.00	0.00	0.00	0.00
01 2151 733 007	SPEECH SPED SA - FURN & EQUIP SE	0.00	0.00	0.00	0.00	0.00	0.00	0.00
01 2151 733 008	SPEECH SPED SA - FURN & EQUIP BSMS	0.00	0.00	0.00	0.00	0.00	0.00	0.00
01 2151 734 001	SPEECH SPED SA - HARDWARE BHS	0.00	0.00	0.00	0.00	0.00	0.00	0.00
01 2151 734 002	SPEECH SPED SA - HARDWARE BE	0.00	0.00	0.00	0.00	0.00	0.00	0.00
01 2151 734 003	SPEECH SPED SA - HARDWARE PC	0.00	0.00	0.00	0.00	0.00	0.00	0.00
01 2151 734 004	SPEECH SPED SA - HARDWARE HE	0.00	0.00	0.00	0.00	0.00	0.00	0.00
01 2151 734 005	SPEECH SPED SA - HARDWARE BMS	0.00	0.00	0.00	0.00	0.00	0.00	0.00
01 2151 734 006	SPEECH SPED SA - HARDWARE AP	0.00	0.00	0.00	0.00	0.00	0.00	0.00
01 2151 734 007	SPEECH SPED SA - HARDWARE SE	0.00	0.00	0.00	0.00	0.00	0.00	0.00
01 2151 734 008	SPEECH SPED SA - HARDWARE BSMS	0.00	0.00	0.00	0.00	0.00	0.00	0.00
01 2151 735 000	SPEECH SPED SA - SOFTWARE DIST	1,500.00	0.00	0.00	0.00	1,500.00	0.00	1,500.00
01 2151 735 001	SPEECH SPED SA - SOFTWARE BHS	0.00	0.00	0.00	0.00	0.00	0.00	0.00
01 2151 735 002	SPEECH SPED SA - SOFTWARE BE	0.00	0.00	0.00	0.00	0.00	0.00	0.00
01 2151 735 003	SPEECH SPED SA - SOFTWARE PC	0.00	0.00	0.00	0.00	0.00	0.00	0.00
01 2151 735 004	SPEECH SPED SA - SOFTWARE HE	0.00	0.00	0.00	0.00	0.00	0.00	0.00
01 2151 735 005	SPEECH SPED SA - SOFTWARE BMS	0.00	0.00	0.00	0.00	0.00	0.00	0.00
01 2151 735 006	SPEECH SPED SA - SOFTWARE AP	0.00	0.00	0.00	0.00	0.00	0.00	0.00
01 2151 735 007	SPEECH SPED SA - SOFTWARE SE	0.00	0.00	0.00	0.00	0.00	0.00	0.00
01 2151 735 008	SPEECH SPED SA - SOFTWARE BSMS	0.00	0.00	0.00	0.00	0.00	0.00	0.00
01 2151 810 000	SPEECH SPED SA - DUES & FEES DIST	1,000.00	113.77	113.77	23.38	886.23	120.00	766.23
01 2151 810 001	SPEECH SPED SA - DUES & FEES BHS	250.00	0.00	0.00	0.00	250.00	0.00	250.00
01 2151 810 002	SPEECH SPED SA - DUES & FEES BE	250.00	0.00	0.00	0.00	250.00	0.00	250.00
01 2151 810 003	SPEECH SPED SA - DUES & FEES PC	250.00	0.00	140.00	56.00	110.00	0.00	110.00
01 2151 810 004	SPEECH SPED SA - DUES & FEES HE	250.00	0.00	200.00	80.00	50.00	0.00	50.00
01 2151 810 005	SPEECH SPED SA - DUES & FEES BMS	250.00	0.00	140.00	56.00	110.00	0.00	110.00
01 2151 810 006	SPEECH SPED SA - DUES & FEES AP	250.00	0.00	46.38	18.55	203.62	0.00	203.62
01 2151 810 007	SPEECH SPED SA - DUES & FEES SE	250.00	0.00	140.00	56.00	110.00	0.00	110.00
01 2151 810 008	SPEECH SPED SA - DUES & FEES BSMS	250.00	0.00	0.00	0.00	250.00	0.00	250.00
01 2151 890 000	SPEECH SPED SA - OTHER MISC DIST	0.00	0.00	0.00	0.00	0.00	0.00	0.00
01 2151 890 001	SPEECH SPED SA - OTHER MISC BHS	0.00	0.00	0.00	0.00	0.00	0.00	0.00
01 2151 890 002	SPEECH SPED SA - OTHER MISC BE	0.00	0.00	0.00	0.00	0.00	0.00	0.00
01 2151 890 003	SPEECH SPED SA - OTHER MISC PC	0.00	0.00	0.00	0.00	0.00	0.00	0.00
01 2151 890 004	SPEECH SPED SA - OTHER MISC HE	0.00	0.00	0.00	0.00	0.00	0.00	0.00
01 2151 890 005	SPEECH SPED SA - OTHER MISC BMS	0.00	0.00	0.00	0.00	0.00	0.00	0.00
01 2151 890 006	SPEECH SPED SA - OTHER MISC AP	50.00	0.00	0.00	0.00	50.00	0.00	50.00
01 2151 890 007	SPEECH SPED SA - OTHER MISC SE	0.00	0.00	0.00	0.00	0.00	0.00	0.00
01 2151 890 008	SPEECH SPED SA - OTHER MISC BSMS	0.00	0.00	0.00	0.00	0.00	0.00	0.00
2151	SPEECH PATH SPED SCHOOL AGE	702,564.00	77,435.14	709,845.77	101.06	(7,281.77)	191.72	(7,473.49)
2152	Speech Pathology & Audiology Services Age 3-5							

Account Number	Account Description	Revised Budget	Expended During Month	Expenditures to Date	% of Budget	Balance at EOM	P/ O Outstanding	Unencumbered Balance
01 2152 591 000	SP PATH & AUDIO 3-5 - PURCH SERV OTH DIST	0.00	9,543.15	19,079.65	0.00	(19,079.65)	0.00	(19,079.65)
2152	Speech Pathology & Audiology Services Age 3-5	0.00	9,543.15	19,079.65	0.00	(19,079.65)	0.00	(19,079.65)
2153	Speech Pathology & Audiology Services Age 0-2							
01 2153 151 002	SP PATH & AUDIO 0-2 - ADD'L COMP TEACHERS BE	0.00	0.00	0.00	0.00	0.00	0.00	0.00
01 2153 151 003	SP PATH & AUDIO 0-2 - ADD'L COMP TEACHERS PC	0.00	0.00	0.00	0.00	0.00	0.00	0.00
01 2153 151 004	SP PATH & AUDIO 0-2 - ADD'L COMP TEACHERS HE	0.00	0.00	0.00	0.00	0.00	0.00	0.00
01 2153 151 005	SP PATH & AUDIO 0-2 - ADD'L COMP TEACHERS BMS	0.00	0.00	0.00	0.00	0.00	0.00	0.00
01 2153 151 006	SP PATH & AUDIO 0-2 - ADD'L COMP TEACHERS AP	0.00	0.00	0.00	0.00	0.00	0.00	0.00
01 2153 151 007	SP PATH & AUDIO 0-2 - ADD'L COMP TEACHERS SE	0.00	0.00	0.00	0.00	0.00	0.00	0.00
01 2153 151 008	SP PATH & AUDIO 0-2 - ADD'L COMP TEACHERS BSMS	0.00	0.00	0.00	0.00	0.00	0.00	0.00
01 2153 221 002	SP PATH & AUDIO 0-2 - SOC SEC TEACHERS/PROF BE	0.00	0.00	0.00	0.00	0.00	0.00	0.00
01 2153 221 003	SP PATH & AUDIO 0-2 - SOC SEC TEACHERS/PROF PC	0.00	0.00	0.00	0.00	0.00	0.00	0.00
01 2153 221 004	SP PATH & AUDIO 0-2 - SOC SEC TEACHERS/PROF HE	0.00	0.00	0.00	0.00	0.00	0.00	0.00
01 2153 221 005	SP PATH & AUDIO 0-2 - SOC SEC TEACHERS/PROF BMS	0.00	0.00	0.00	0.00	0.00	0.00	0.00
01 2153 221 006	SP PATH & AUDIO 0-2 - SOC SEC TEACHERS/PROF AP	0.00	0.00	0.00	0.00	0.00	0.00	0.00
01 2153 221 007	SP PATH & AUDIO 0-2 - SOC SEC TEACHERS/PROF SE	0.00	0.00	0.00	0.00	0.00	0.00	0.00
01 2153 221 008	SP PATH & AUDIO 0-2 - SOC SEC TEACHERS/PROF BSMS	0.00	0.00	0.00	0.00	0.00	0.00	0.00
01 2153 231 002	SP PATH & AUDIO 0-2 - RETIREMENT TEACHERS/PROF BE	0.00	0.00	0.00	0.00	0.00	0.00	0.00
01 2153 231 003	SP PATH & AUDIO 0-2 - RETIREMENT TEACHERS/PROF PC	0.00	0.00	0.00	0.00	0.00	0.00	0.00
01 2153 231 004	SP PATH & AUDIO 0-2 - RETIREMENT TEACHERS/PROF HE	0.00	0.00	0.00	0.00	0.00	0.00	0.00
01 2153 231 005	SP PATH & AUDIO 0-2 - RETIREMENT TEACHERS/PROF BMS	0.00	0.00	0.00	0.00	0.00	0.00	0.00
01 2153 231 006	SP PATH & AUDIO 0-2 - RETIREMENT TEACHERS/PROF	0.00	0.00	0.00	0.00	0.00	0.00	0.00
01 2153 231 007	SP PATH & AUDIO 0-2 - RETIREMENT TEACHERS/PROF SE	0.00	0.00	0.00	0.00	0.00	0.00	0.00
01 2153 231 008	SP PATH & AUDIO 0-2 - RETIREMENT TEACHERS/PROF BSMS	0.00	0.00	0.00	0.00	0.00	0.00	0.00
01 2153 237 002	SP PATH & AUDIO 0-2 - INCR RET CONTR BE	0.00	0.00	0.00	0.00	0.00	0.00	0.00
01 2153 237 003	SP PATH & AUDIO 0-2 - INCR RET CONTR PC	0.00	0.00	0.00	0.00	0.00	0.00	0.00
01 2153 237 004	SP PATH & AUDIO 0-2 - INCR RET CONTR HE	0.00	0.00	0.00	0.00	0.00	0.00	0.00
01 2153 237 005	SP PATH & AUDIO 0-2 - INCR RET CONTR BMS	0.00	0.00	0.00	0.00	0.00	0.00	0.00
01 2153 237 006	SP PATH & AUDIO 0-2 - INCR RET CONTR AP	0.00	0.00	0.00	0.00	0.00	0.00	0.00
01 2153 237 007	SP PATH & AUDIO 0-2 - INCR RET CONTR SE	0.00	0.00	0.00	0.00	0.00	0.00	0.00
01 2153 237 008	SP PATH & AUDIO 0-2 - INCR RET CONTR BSMS	0.00	0.00	0.00	0.00	0.00	0.00	0.00
01 2153 591 000	SP PATH & AUDIO 0-2 - PURCH SERV OTH DIST	0.00	864.28	3,152.33	0.00	(3,152.33)	0.00	(3,152.33)
2153	Speech Pathology & Audiology Services Age 0-2	0.00	864.28	3,152.33	0.00	(3,152.33)	0.00	(3,152.33)
2161	OCC THERAPY SPED SCHOOL AGE							
01 2161 320 000	OCC THERAPY SPED SA - PROF ED SERVICES	0.00	204.00	94,911.00	0.00	(94,911.00)	0.00	(94,911.00)
01 2161 590 000	OCC THERAPY SPED SA - PURCH SERVICES DIST	0.00	0.00	0.00	0.00	0.00	0.00	0.00
2161	OCC THERAPY SPED SCHOOL AGE	0.00	204.00	94,911.00	0.00	(94,911.00)	0.00	(94,911.00)
2162	OCC THERAPY SPED AGE 3-5							
01 2162 320 000	OCC THERAPY SPED 3-5 - PROF ED SERVICES	0.00	0.00	102.00	0.00	(102.00)	0.00	(102.00)
01 2162 590 000	OCC THERAPY SPED 3-5 - PURCH SERVICES	70,000.00	0.00	0.00	0.00	70,000.00	0.00	70,000.00
2162	OCC THERAPY SPED AGE 3-5	70,000.00	0.00	102.00	0.15	69,898.00	0.00	69,898.00
2163	OCC THERAPY SPED AGE 0-2							
01 2163 320 000	OCC THERAPY SPED 0-2 - PROF ED SERVICES	0.00	1,751.00	6,936.00	0.00	(6,936.00)	0.00	(6,936.00)
01 2163 590 000	OCC THERAPY SPED 0-2 - PURCH SERVICES	53,000.00	0.00	0.00	0.00	53,000.00	0.00	53,000.00
2163	OCC THERAPY SPED AGE 0-2	53,000.00	1,751.00	6,936.00	13.09	46,064.00	0.00	46,064.00
2171	PHYSICAL THERAPY SPED SCHOOL AGE							
01 2171 320 000	PHYS THERAPY SPED SA - PROF ED SERVICES	0.00	136.00	45,601.75	0.00	(45,601.75)	0.00	(45,601.75)
01 2171 590 000	PHYS THERAPY SPED SA - PURCH SERVICES DIST	0.00	0.00	0.00	0.00	0.00	0.00	0.00
2171	PHYSICAL THERAPY SPED SCHOOL AGE	0.00	136.00	45,601.75	0.00	(45,601.75)	0.00	(45,601.75)
2172	PHYSICAL THERAPY SPED AGE 3-5							
01 2172 320 000	PHYS THERAPY SPED 3-5 - PROF ED SERVICES	0.00	544.00	5,814.00	0.00	(5,814.00)	0.00	(5,814.00)

Account Number	Account Description	Revised Budget	Expended During Month	Expenditures to Date	% of Budget	Balance at EOM	P/ O Outstanding	Unencumbered Balance
01 2172 590 000	PHYS THERAPY SPED 3-5 - PURCH SERVICES	35,000.00	0.00	0.00	0.00	35,000.00	0.00	35,000.00
2172	PHYSICAL THERAPY SPED AGE 3-5	35,000.00	544.00	5,814.00	16.61	29,186.00	0.00	29,186.00
2173	PHYSICAL THERAPY SPED AGE 0-2							
01 2173 320 000	PHYS THERAPY SPED 0-2 - PROF ED SERVICES	0.00	2,788.00	6,528.00	0.00	(6,528.00)	0.00	(6,528.00)
01 2173 590 000	PHYS THERAPY SPED 0-2 - PURCH SERVICES	50,000.00	0.00	0.00	0.00	50,000.00	0.00	50,000.00
2173	PHYSICAL THERAPY SPED AGE 0-2	50,000.00	2,788.00	6,528.00	13.06	43,472.00	0.00	43,472.00
2181	VISION SERVICE SPED SCHOOL AGE							
01 2181 320 000	VIS IMP SERV SPED SA - PROF ED SERVICES	0.00	0.00	0.00	0.00	0.00	0.00	0.00
2181	VISION SERVICE SPED SCHOOL AGE	0.00	0.00	0.00	0.00	0.00	0.00	0.00
2182	VISION SERVICES SPED AGE 3-5							
01 2182 320 000	VIS IMP SERV SPED 3-5 - PROF ED SERVICES	0.00	0.00	0.00	0.00	0.00	0.00	0.00
01 2182 590 000	VIS IMP SERV SPED 3-5 - PURCH SERVICES	4,000.00	0.00	0.00	0.00	4,000.00	0.00	4,000.00
01 2182 591 000	VIS IMP SERV SPED 3-5 - PURCH SERV OTH DIST	0.00	0.00	0.00	0.00	0.00	0.00	0.00
2182	VISION SERVICES SPED AGE 3-5	4,000.00	0.00	0.00	0.00	4,000.00	0.00	4,000.00
2183	VISION SERVICES SPED AGE 0-2							
01 2183 320 000	VIS IMP SERV SPED 0-2 - PROF ED SERVICES	0.00	0.00	0.00	0.00	0.00	0.00	0.00
01 2183 590 000	VIS IMP SERV SPED 0-2 - PURCH SERVICES	3,000.00	0.00	4,958.51	165.28	(1,958.51)	0.00	(1,958.51)
01 2183 591 000	VIS IMP SERV SPED 0-2 - PURCH SERV OTH DIST	0.00	0.00	0.00	0.00	0.00	0.00	0.00
2183	VISION SERVICES SPED AGE 0-2	3,000.00	0.00	4,958.51	165.28	(1,958.51)	0.00	(1,958.51)
2210	IMPROVEMENT OF INSTRUCTION							
01 2210 111 000	IMPR OF INSTR - SALARIES PROF DIST	139,598.00	11,924.06	265,382.40	190.10	(125,784.40)	0.00	(125,784.40)
01 2210 151 000	IMPR OF INSTR - ADD'L COMP PROF DIST	2,349.00	150.60	1,608.30	68.47	740.70	0.00	740.70
01 2210 211 000	IMPR OF INSTR - GROUP INS PROF DIST	30,206.00	2,329.14	50,035.59	165.65	(19,829.59)	0.00	(19,829.59)
01 2210 221 000	IMPR OF INSTR - SOC SEC PROF DIST	10,830.00	902.73	19,771.79	182.57	(8,941.79)	0.00	(8,941.79)
01 2210 231 000	IMPR OF INSTR - RETIREMENT PROF DIST	10,371.00	876.42	19,505.58	188.08	(9,134.58)	0.00	(9,134.58)
01 2210 237 000	IMPR OF INSTR - INCR RET CONTR DIST	3,566.00	87.05	6,079.65	170.49	(2,513.65)	0.00	(2,513.65)
01 2210 281 000	IMPR OF INSTR - HEALTH BEN PROF DIST	0.00	0.00	3,534.63	0.00	(3,534.63)	0.00	(3,534.63)
01 2210 580 000	IMPR OF INSTR - TRAVEL & MILEAGE	3,000.00	264.60	1,231.17	41.04	1,768.83	0.00	1,768.83
01 2210 610 000	IMPR OF INSTR - SUPPLIES	0.00	0.00	0.00	0.00	0.00	0.00	0.00
01 2210 810 000	IMPR OF INSTR - DUES & FEES	0.00	16.13	701.13	0.00	(701.13)	0.00	(701.13)
2210	IMPROVEMENT OF INSTRUCTION	199,920.00	16,550.73	367,850.24	184.00	(167,930.24)	0.00	(167,930.24)
2212	INST STAFF TRNG AND CURR DEV							
01 2212 111 000	INST & CURR DEV - SALARIES TEACHERS DIST	4,120.00	2,602.42	2,826.10	68.59	1,293.90	0.00	1,293.90
01 2212 111 001	INST & CURR DEV - SALARIES TEACHERS BHS	16,372.00	2,647.53	5,126.63	31.31	11,245.37	0.00	11,245.37
01 2212 111 002	INST & CURR DEV - SALARIES TEACHERS BE	13,529.00	1,180.74	3,410.41	25.21	10,118.59	0.00	10,118.59
01 2212 111 003	INST & CURR DEV - SALARIES TEACHERS PC	14,055.00	3,534.16	8,125.81	57.81	5,929.19	0.00	5,929.19
01 2212 111 004	INST & CURR DEV - SALARIES TEACHERS HE	12,715.00	725.32	3,959.27	31.14	8,755.73	0.00	8,755.73
01 2212 111 005	INST & CURR DEV - SALARIES TEACHERS BMS	9,371.00	692.01	6,219.25	66.37	3,151.75	0.00	3,151.75
01 2212 111 006	INST & CURR DEV - SALARIES TEACHERS AP	11,943.00	1,746.36	3,769.61	31.56	8,173.39	0.00	8,173.39
01 2212 111 007	INST & CURR DEV - SALARIES TEACHERS SE	8,210.00	393.58	1,880.17	22.90	6,329.83	0.00	6,329.83
01 2212 111 008	INST & CURR DEV - SALARIES TEACHERS BSMS	10,968.00	1,428.10	4,579.88	41.76	6,388.12	0.00	6,388.12
01 2212 123 001	INST & CURR DEV - SUB TEACHERS BHS	12,684.00	0.00	16,065.00	126.66	(3,381.00)	0.00	(3,381.00)
01 2212 123 002	INST & CURR DEV - SUB TEACHERS BE	3,703.00	0.00	6,375.00	172.16	(2,672.00)	0.00	(2,672.00)
01 2212 123 003	INST & CURR DEV - SUB TEACHERS PC	7,499.00	0.00	7,225.00	96.35	274.00	0.00	274.00
01 2212 123 004	INST & CURR DEV - SUB TEACHERS HE	6,430.00	0.00	9,010.00	140.12	(2,580.00)	0.00	(2,580.00)
01 2212 123 005	INST & CURR DEV - SUB TEACHERS BMS	5,925.00	0.00	11,560.00	195.11	(5,635.00)	0.00	(5,635.00)
01 2212 123 006	INST & CURR DEV - SUB TEACHERS AP	0.00	0.00	0.00	0.00	0.00	0.00	0.00
01 2212 123 007	INST & CURR DEV - SUB TEACHERS SE	0.00	0.00	0.00	0.00	0.00	0.00	0.00
01 2212 123 008	INST & CURR DEV - SUB TEACHERS BSMS	0.00	0.00	0.00	0.00	0.00	0.00	0.00
01 2212 221 000	INST & CURR DEV - SOC SEC TEACHERS DIST	321.00	199.06	216.17	67.34	104.83	0.00	104.83
01 2212 221 001	INST & CURR DEV - SOC SEC TEACHERS BHS	1,276.00	202.52	392.13	30.73	883.87	0.00	883.87
01 2212 221 002	INST & CURR DEV - SOC SEC TEACHERS BE	1,055.00	90.32	260.83	24.72	794.17	0.00	794.17
01 2212 221 003	INST & CURR DEV - SOC SEC TEACHERS PC	1,095.00	270.34	621.59	56.77	473.41	0.00	473.41

Account Number	Account Description	Revised Budget	Expended During Month	Expenditures to Date	% of Budget	Balance at EOM	P/ O Outstanding	Unencumbered Balance
01 2212 221 004	INST & CURR DEV - SOC SEC TEACHERS HE	992.00	55.48	302.84	30.53	689.16	0.00	689.16
01 2212 221 005	INST & CURR DEV - SOC SEC TEACHERS BMS	730.00	52.92	475.69	65.16	254.31	0.00	254.31
01 2212 221 006	INST & CURR DEV - SOC SEC TEACHERS AP	931.00	133.60	288.35	30.97	642.65	0.00	642.65
01 2212 221 007	INST & CURR DEV - SOC SEC TEACHERS SE	640.00	30.10	143.80	22.47	496.20	0.00	496.20
01 2212 221 008	INST & CURR DEV - SOC SEC TEACHERS BSMS	855.00	109.23	350.23	40.96	504.77	0.00	504.77
01 2212 223 001	INST & CURR DEV - SOC SEC SUB TCHRS BHS	952.00	0.00	1,229.02	129.10	(277.02)	0.00	(277.02)
01 2212 223 002	INST & CURR DEV - SOC SEC SUB TCHRS BE	278.00	0.00	487.62	175.40	(209.62)	0.00	(209.62)
01 2212 223 003	INST & CURR DEV - SOC SEC SUB TCHRS PC	563.00	0.00	552.67	98.17	10.33	0.00	10.33
01 2212 223 004	INST & CURR DEV - SOC SEC SUB TCHRS HE	483.00	0.00	689.40	142.73	(206.40)	0.00	(206.40)
01 2212 223 005	INST & CURR DEV - SOC SEC SUB TCHRS BMS	445.00	0.00	884.22	198.70	(439.22)	0.00	(439.22)
01 2212 223 006	INST & CURR DEV - SOC SEC SUB TCHRS AP	0.00	0.00	0.00	0.00	0.00	0.00	0.00
01 2212 223 007	INST & CURR DEV - SOC SEC SUB TCHRS SE	0.00	0.00	0.00	0.00	0.00	0.00	0.00
01 2212 223 008	INST & CURR DEV - SOC SEC SUB TCHRS BSMS	0.00	0.00	0.00	0.00	0.00	0.00	0.00
01 2212 230 001	INST & CURR DEV - RETIREMENT NON-INSTR BHS	0.00	0.00	0.00	0.00	0.00	0.00	0.00
01 2212 231 000	INST & CURR DEV - RETIREMENT TEACHERS	303.00	183.91	200.35	66.12	102.65	0.00	102.65
01 2212 231 001	INST & CURR DEV - RETIREMENT TCHRS BHS	1,018.00	118.80	301.01	29.57	716.99	0.00	716.99
01 2212 231 002	INST & CURR DEV - RETIREMENT TCHRS BE	943.00	79.43	243.31	25.80	699.69	0.00	699.69
01 2212 231 003	INST & CURR DEV - RETIREMENT TCHRS PC	881.00	174.85	506.17	57.45	374.83	0.00	374.83
01 2212 231 004	INST & CURR DEV - RETIREMENT TCHRS HE	799.00	27.46	236.34	29.58	562.66	0.00	562.66
01 2212 231 005	INST & CURR DEV - RETIREMENT TCHRS BMS	654.00	50.86	457.10	69.89	196.90	0.00	196.90
01 2212 231 006	INST & CURR DEV - RETIREMENT TCHRS AP	791.00	80.47	229.17	28.97	561.83	0.00	561.83
01 2212 231 007	INST & CURR DEV - RETIREMENT TCHRS SE	545.00	9.24	83.52	15.32	461.48	0.00	461.48
01 2212 231 008	INST & CURR DEV - RETIREMENT TCHRS BSMS	714.00	97.61	329.27	46.12	384.73	0.00	384.73
01 2212 233 000	INST & CURR DEV - RETIRE SUB TEACH DIST	0.00	0.00	0.00	0.00	0.00	0.00	0.00
01 2212 233 001	INST & CURR DEV - RETIRE SUB TEACHERS BHS	0.00	0.00	31.25	0.00	(31.25)	0.00	(31.25)
01 2212 233 002	INST & CURR DEV - RETIRE SUB TEACHERS BE	0.00	0.00	0.00	0.00	0.00	0.00	0.00
01 2212 233 003	INST & CURR DEV - RETIRE SUB TEACHERS PC	13.00	0.00	6.25	48.08	6.75	0.00	6.75
01 2212 233 004	INST & CURR DEV - RETIRE SUB TEACHERS HE	52.00	0.00	74.98	144.19	(22.98)	0.00	(22.98)
01 2212 233 005	INST & CURR DEV - RETIRE SUB TEACHERS BMS	0.00	0.00	0.00	0.00	0.00	0.00	0.00
01 2212 233 006	INST & CURR DEV - RETIRE SUB TEACHERS AP	0.00	0.00	0.00	0.00	0.00	0.00	0.00
01 2212 233 007	INST & CURR DEV - RETIRE SUB TEACHERS SE	0.00	0.00	0.00	0.00	0.00	0.00	0.00
01 2212 233 008	INST & CURR DEV - RETIRE SUB TEACHERS BSMS	0.00	0.00	0.00	0.00	0.00	0.00	0.00
01 2212 237 000	INST & CURR DEV - INCR RET CONTR DIST	104.00	18.25	23.91	22.99	80.09	0.00	80.09
01 2212 237 001	INST & CURR DEV - INCR RET CONTR BHS	350.00	11.80	85.24	24.35	264.76	0.00	264.76
01 2212 237 002	INST & CURR DEV - INCR RET CONTR BE	324.00	7.89	54.20	16.73	269.80	0.00	269.80
01 2212 237 003	INST & CURR DEV - INCR RET CONTR PC	307.00	17.38	126.44	41.19	180.56	0.00	180.56
01 2212 237 004	INST & CURR DEV - INCR RET CONTR HE	292.00	2.72	98.37	33.69	193.63	0.00	193.63
01 2212 237 005	INST & CURR DEV - INCR RET CONTR BMS	219.00	5.05	84.15	38.42	134.85	0.00	134.85
01 2212 237 006	INST & CURR DEV - INCR RET CONTR AP	272.00	7.99	59.15	21.75	212.85	0.00	212.85
01 2212 237 007	INST & CURR DEV - INCR RET CONTR SE	187.00	0.92	26.48	14.16	160.52	0.00	160.52
01 2212 237 008	INST & CURR DEV - INCR RET CONTR BSMS	245.00	9.70	89.51	36.53	155.49	0.00	155.49
01 2212 350 000	INST & CURR DEV - OTHER PROF SERV DIST	0.00	0.00	0.00	0.00	0.00	0.00	0.00
01 2212 580 000	INST & CURR DEV - TRAVEL & MILEAGE DIST	6,000.00	3,470.60	3,839.58	63.99	2,160.42	0.00	2,160.42
01 2212 580 001	INST & CURR DEV - TRAVEL & MILEAGE BHS	0.00	0.00	421.10	0.00	(421.10)	0.00	(421.10)
01 2212 580 002	INST & CURR DEV - TRAVEL & MILEAGE BE	0.00	0.00	0.00	0.00	0.00	0.00	0.00
01 2212 580 003	INST & CURR DEV - TRAVEL & MILEAGE PC	0.00	0.00	0.00	0.00	0.00	0.00	0.00
01 2212 580 004	INST & CURR DEV - TRAVEL & MILEAGE HE	0.00	0.00	0.00	0.00	0.00	0.00	0.00
01 2212 580 005	INST & CURR DEV - TRAVEL & MILEAGE BMS	0.00	0.00	0.00	0.00	0.00	0.00	0.00
01 2212 580 006	INST & CURR DEV - TRAVEL & MILEAGE AP	0.00	0.00	0.00	0.00	0.00	0.00	0.00
01 2212 580 007	INST & CURR DEV - TRAVEL & MILEAGE SE	0.00	0.00	0.00	0.00	0.00	0.00	0.00
01 2212 580 008	INST & CURR DEV - TRAVEL & MILEAGE BSMS	0.00	0.00	1,051.60	0.00	(1,051.60)	0.00	(1,051.60)
01 2212 590 000	INST & CURR DEV - PURCHASED SRVS DIST	0.00	0.00	0.00	0.00	0.00	0.00	0.00
01 2212 610 000	INST & CURR DEV - SUPPLIES DIST	18,000.00	926.78	14,717.83	87.85	3,282.17	1,094.74	2,187.43
01 2212 610 001	INST & CURR DEV - SUPPLIES BHS	500.00	0.00	0.00	0.00	500.00	0.00	500.00
01 2212 610 002	INST & CURR DEV - SUPPLIES BE	500.00	0.00	0.00	0.00	500.00	0.00	500.00

Account Number	Account Description	Revised Budget	Expended During Month	Expenditures to Date	% of Budget	Balance at EOM	P/ O Outstanding	Unencumbered Balance
01 2212 610 003	INST & CURR DEV - SUPPLIES PC	500.00	0.00	0.00	0.00	500.00	0.00	500.00
01 2212 610 004	INST & CURR DEV - SUPPLIES HE	500.00	0.00	0.00	0.00	500.00	0.00	500.00
01 2212 610 005	INST & CURR DEV - SUPPLIES BMS	500.00	0.00	0.00	0.00	500.00	0.00	500.00
01 2212 610 006	INST & CURR DEV - SUPPLIES AP	500.00	0.00	0.00	0.00	500.00	0.00	500.00
01 2212 610 007	INST & CURR DEV - SUPPLIES SE	500.00	0.00	250.00	50.00	250.00	0.00	250.00
01 2212 610 008	INST & CURR DEV - SUPPLIES BSMS	500.00	0.00	0.00	0.00	500.00	0.00	500.00
01 2212 735 000	INST & CURR DEV - SOFTWARE DIST	0.00	0.00	1,125.51	0.00	(1,125.51)	0.00	(1,125.51)
01 2212 810 000	INST & CURR DEV - DUES & FEES DIST	25,000.00	3,538.00	8,734.75	44.02	16,265.25	2,270.00	13,995.25
01 2212 810 001	INST & CURR DEV - DUES & FEES BHS	15,000.00	0.00	619.00	4.13	14,381.00	0.00	14,381.00
01 2212 810 002	INST & CURR DEV - DUES & FEES BE	2,000.00	0.00	215.50	10.78	1,784.50	0.00	1,784.50
01 2212 810 003	INST & CURR DEV - DUES & FEES PC	2,000.00	0.00	285.00	14.25	1,715.00	0.00	1,715.00
01 2212 810 004	INST & CURR DEV - DUES & FEES HE	2,000.00	0.00	780.00	39.00	1,220.00	0.00	1,220.00
01 2212 810 005	INST & CURR DEV - DUES & FEES BMS	2,000.00	0.00	0.00	3.00	2,000.00	60.00	1,940.00
01 2212 810 006	INST & CURR DEV - DUES & FEES AP	2,000.00	0.00	50.00	2.50	1,950.00	0.00	1,950.00
01 2212 810 007	INST & CURR DEV - DUES & FEES SE	2,000.00	0.00	44.00	2.20	1,956.00	0.00	1,956.00
01 2212 810 008	INST & CURR DEV - DUES & FEES BSMS	2,000.00	0.00	557.00	31.60	1,443.00	75.00	1,368.00
01 2212 890 000	INST & CURR DEV - OTHER MISC DIST	0.00	0.00	0.00	0.00	0.00	0.00	0.00
01 2212 890 001	INST & CURR DEV - OTHER MISC BHS	0.00	0.00	0.00	0.00	0.00	0.00	0.00
01 2212 890 002	INST & CURR DEV - OTHER MISC BE	0.00	0.00	0.00	0.00	0.00	0.00	0.00
01 2212 890 003	INST & CURR DEV - OTHER MISC PC	200.00	0.00	0.00	0.00	200.00	0.00	200.00
01 2212 890 004	INST & CURR DEV - OTHER MISC HE	0.00	0.00	0.00	0.00	0.00	0.00	0.00
01 2212 890 005	INST & CURR DEV - OTHER MISC BMS	0.00	0.00	0.00	0.00	0.00	0.00	0.00
01 2212 890 006	INST & CURR DEV - OTHER MISC AP	0.00	0.00	0.00	0.00	0.00	0.00	0.00
01 2212 890 007	INST & CURR DEV - OTHER MISC SE	0.00	0.00	0.00	0.00	0.00	0.00	0.00
01 2212 890 008	INST & CURR DEV - OTHER MISC BSMS	0.00	0.00	79.45	0.00	(79.45)	0.00	(79.45)
2212	INST STAFF TRNG AND CURR DEV	239,353.00	24,933.50	133,143.18	57.09	106,209.82	3,499.74	102,710.08
2213	INSTRUCTIONAL STAFF TRAINING							
01 2213 111 000	INST STAFF TRNG - SALARIES PROF STAFF DIST	96,997.00	7,611.64	91,339.46	94.17	5,657.54	0.00	5,657.54
01 2213 151 000	INST STAFF TRNG - ADD'L COMP PROF STAFF	255.00	16.70	200.95	78.80	54.05	0.00	54.05
01 2213 211 000	INST STAFF TRNG - GROUP INS TEACHERS/PROF	11,248.00	865.56	10,386.72	92.34	861.28	0.00	861.28
01 2213 221 000	INST STAFF TRNG - SOC SEC TEACHERS/PROF	7,575.00	583.08	6,996.96	92.37	578.04	0.00	578.04
01 2213 231 000	INST STAFF TRNG - RETIREMENT TEACHERS/PROF	7,150.00	559.45	6,713.41	93.89	436.59	0.00	436.59
01 2213 237 000	INST STAFF TRNG - INCR RET CONTR	2,459.00	55.56	2,035.21	82.77	423.79	0.00	423.79
01 2213 251 000	INST STAFF TRNG - TUITION REIMB TCHRS DIST	3,000.00	825.38	1,403.26	46.78	1,596.74	0.00	1,596.74
01 2213 251 001	INST STAFF TRNG - TUITION REIMB TCHRS BHS	8,000.00	3,584.38	6,596.77	82.46	1,403.23	0.00	1,403.23
01 2213 251 002	INST STAFF TRNG - TUITION REIMB TCHRS BE	4,000.00	1,733.64	1,733.64	43.34	2,266.36	0.00	2,266.36
01 2213 251 003	INST STAFF TRNG - TUITION REIMB TCHRS PC	4,000.00	3,803.88	7,064.53	176.61	(3,064.53)	0.00	(3,064.53)
01 2213 251 004	INST STAFF TRNG - TUITION REIMB TCHRS HE	4,000.00	2,889.40	4,045.16	101.13	(45.16)	0.00	(45.16)
01 2213 251 005	INST STAFF TRNG - TUITION REIMB TCHRS BMS	6,000.00	1,155.76	3,379.14	56.32	2,620.86	0.00	2,620.86
01 2213 251 006	INST STAFF TRNG - TUITION REIMB TCHRS AP	4,000.00	2,104.89	2,476.14	61.90	1,523.86	0.00	1,523.86
01 2213 251 007	INST STAFF TRNG - TUITION REIMB TCHRS SE	4,000.00	2,007.87	3,741.51	93.54	258.49	0.00	258.49
01 2213 251 008	INST STAFF TRNG - TUITION REIMB TCHRS BSMS	6,000.00	2,889.40	5,324.67	88.74	675.33	0.00	675.33
01 2213 281 000	INST STAFF TRNG - HEALTH BEN TEACHERS	0.00	0.00	0.00	0.00	0.00	0.00	0.00
2213	INSTRUCTIONAL STAFF TRAINING	168,684.00	30,686.59	153,437.53	90.96	15,246.47	0.00	15,246.47
2220	SCHOOL LIBRARY SERVICES							
01 2220 111 001	LIBRARY - SALARIES TEACHERS BHS	83,459.00	6,549.25	78,591.00	94.17	4,868.00	0.00	4,868.00
01 2220 111 002	LIBRARY - SALARIES TEACHERS BE	68,731.00	5,521.88	66,263.00	96.41	2,468.00	0.00	2,468.00
01 2220 111 003	LIBRARY - SALARIES TEACHERS PC	85,504.00	8,571.84	118,925.88	139.09	(33,421.88)	0.00	(33,421.88)
01 2220 111 004	LIBRARY - SALARIES TEACHERS HE	70,367.00	5,650.37	67,804.00	96.36	2,563.00	0.00	2,563.00
01 2220 111 005	LIBRARY - SALARIES TEACHERS BMS	37,024.00	3,130.17	37,561.93	101.45	(537.93)	0.00	(537.93)
01 2220 111 006	LIBRARY - SALARIES TEACHERS AP	74,458.00	6,581.40	78,976.25	106.07	(4,518.25)	0.00	(4,518.25)
01 2220 111 007	LIBRARY - SALARIES TEACHERS SE	74,458.00	6,452.91	77,435.25	104.00	(2,977.25)	0.00	(2,977.25)
01 2220 111 008	LIBRARY - SALARIES TEACHERS BSMS	37,024.00	3,130.17	37,561.82	101.45	(537.82)	0.00	(537.82)
01 2220 112 002	LIBRARY - SALARIES INSTR AIDES BE	16,867.00	0.00	17,484.10	103.66	(617.10)	0.00	(617.10)

Account Number	Account Description	Revised Budget	Expended During Month	Expenditures to Date	% of Budget	Balance at EOM	P/ O Outstanding	Unencumbered Balance
01 2220 112 003	LIBRARY - SALARIES INSTR AIDES PC	16,770.00	0.00	0.00	0.00	16,770.00	0.00	16,770.00
01 2220 112 004	LIBRARY - SALARIES INSTR AIDES HE	16,960.00	0.00	20,130.76	118.70	(3,170.76)	0.00	(3,170.76)
01 2220 112 005	LIBRARY - SALARIES INSTR AIDES BMS	10,295.00	0.00	10,170.09	98.79	124.91	0.00	124.91
01 2220 112 006	LIBRARY - SALARIES INSTR AIDES AP	17,958.00	0.00	19,499.73	108.59	(1,541.73)	0.00	(1,541.73)
01 2220 112 007	LIBRARY - SALARIES INSTR AIDES SE	21,191.00	0.00	20,219.15	95.41	971.85	0.00	971.85
01 2220 112 008	LIBRARY - SALARIES INSTR AIDES BSMS	10,295.00	0.00	10,169.99	98.79	125.01	0.00	125.01
01 2220 122 001	LIBRARY - SUB AIDES BHS	0.00	0.00	0.00	0.00	0.00	0.00	0.00
01 2220 122 002	LIBRARY - SUB AIDES BE	232.00	0.00	428.51	184.70	(196.51)	0.00	(196.51)
01 2220 122 003	LIBRARY - SUB AIDES PC	3,085.00	0.00	2,973.48	96.39	111.52	0.00	111.52
01 2220 122 004	LIBRARY - SUB AIDES HE	4,304.00	0.00	362.29	8.42	3,941.71	0.00	3,941.71
01 2220 122 005	LIBRARY - SUB AIDES BMS	186.00	0.00	0.00	0.00	186.00	0.00	186.00
01 2220 122 006	LIBRARY - SUB AIDES AP	109.00	0.00	182.83	167.73	(73.83)	0.00	(73.83)
01 2220 122 007	LIBRARY - SUB AIDES SE	900.00	0.00	361.69	40.19	538.31	0.00	538.31
01 2220 123 001	LIBRARY - SUB TEACHERS BHS	1,759.00	0.00	935.00	53.16	824.00	0.00	824.00
01 2220 123 002	LIBRARY - SUB TEACHERS BE	1,666.00	0.00	1,615.00	96.94	51.00	0.00	51.00
01 2220 123 003	LIBRARY - SUB TEACHERS PC	2,685.00	0.00	3,315.00	123.46	(630.00)	0.00	(630.00)
01 2220 123 004	LIBRARY - SUB TEACHERS HE	1,851.00	0.00	850.00	45.92	1,001.00	0.00	1,001.00
01 2220 123 005	LIBRARY - SUB TEACHERS BMS	1,851.00	0.00	2,550.00	137.76	(699.00)	0.00	(699.00)
01 2220 123 006	LIBRARY - SUB TEACHERS AP	2,314.00	0.00	3,145.00	135.91	(831.00)	0.00	(831.00)
01 2220 123 007	LIBRARY - SUB TEACHERS SE	1,296.00	0.00	1,105.00	85.26	191.00	0.00	191.00
01 2220 123 008	LIBRARY - SUB TEACHERS BSMS	0.00	0.00	0.00	0.00	0.00	0.00	0.00
01 2220 150 005	LIBRARY - ADD'L COMP NON-INSTR BMS	0.00	0.00	0.00	0.00	0.00	0.00	0.00
01 2220 150 008	LIBRARY - ADD'L COMP NON-INSTR BSMS	0.00	0.00	0.00	0.00	0.00	0.00	0.00
01 2220 151 001	LIBRARY - ADD'L COMP TEACHERS BHS	221.00	14.39	172.90	78.24	48.10	0.00	48.10
01 2220 151 002	LIBRARY - ADD'L COMP TEACHERS BE	182.00	12.13	145.78	80.10	36.22	0.00	36.22
01 2220 151 003	LIBRARY - ADD'L COMP TEACHERS PC	226.00	14.78	177.14	78.38	48.86	0.00	48.86
01 2220 151 004	LIBRARY - ADD'L COMP TEACHERS HE	186.00	12.44	149.17	80.20	36.83	0.00	36.83
01 2220 151 005	LIBRARY - ADD'L COMP TEACHERS BMS	172.00	6.90	231.40	134.53	(59.40)	0.00	(59.40)
01 2220 151 006	LIBRARY - ADD'L COMP TEACHERS AP	197.00	14.47	173.75	88.20	23.25	0.00	23.25
01 2220 151 007	LIBRARY - ADD'L COMP TEACHERS SE	197.00	14.16	170.36	86.48	26.64	0.00	26.64
01 2220 151 008	LIBRARY - ADD'L COMP TEACHERS BSMS	172.00	6.90	277.96	161.60	(105.96)	0.00	(105.96)
01 2220 152 002	LIBRARY - ADD'L COMP AIDES BE	93.00	0.00	40.50	43.55	52.50	0.00	52.50
01 2220 152 003	LIBRARY - ADD'L COMP AIDES PC	0.00	0.00	46.93	0.00	(46.93)	0.00	(46.93)
01 2220 152 004	LIBRARY - ADD'L COMP AIDES HE	16.00	0.00	43.66	272.88	(27.66)	0.00	(27.66)
01 2220 152 006	LIBRARY - ADD'L COMP AIDES AP	0.00	0.00	0.00	0.00	0.00	0.00	0.00
01 2220 152 007	LIBRARY - ADD'L COMP AIDES SE	59.00	0.00	46.70	79.15	12.30	0.00	12.30
01 2220 211 001	LIBRARY - GROUP INS TEACHERS BHS	30,206.00	2,007.81	24,093.72	79.76	6,112.28	0.00	6,112.28
01 2220 211 002	LIBRARY - GROUP INS TEACHERS BE	30,206.00	2,329.14	27,949.68	92.53	2,256.32	0.00	2,256.32
01 2220 211 003	LIBRARY - GROUP INS TEACHERS PC	9,771.00	1,503.14	18,060.78	184.84	(8,289.78)	0.00	(8,289.78)
01 2220 211 004	LIBRARY - GROUP INS TEACHERS HE	30,206.00	2,329.14	27,949.68	92.53	2,256.32	0.00	2,256.32
01 2220 211 005	LIBRARY - GROUP INS TEACHERS BMS	31.00	1.05	12.59	40.61	18.41	0.00	18.41
01 2220 211 006	LIBRARY - GROUP INS TEACHERS AP	30,206.00	2,329.14	27,949.68	92.53	2,256.32	0.00	2,256.32
01 2220 211 007	LIBRARY - GROUP INS TEACHERS SE	26,044.00	2,007.81	24,093.72	92.51	1,950.28	0.00	1,950.28
01 2220 211 008	LIBRARY - GROUP INS TEACHERS BSMS	31.00	1.05	12.61	40.68	18.39	0.00	18.39
01 2220 212 002	LIBRARY - GROUP INS AIDES BE	54.00	2.10	25.70	47.59	28.30	0.00	28.30
01 2220 212 003	LIBRARY - GROUP INS AIDES PC	28.00	0.00	0.00	0.00	28.00	0.00	28.00
01 2220 212 004	LIBRARY - GROUP INS AIDES HE	45.00	2.10	25.20	56.00	19.80	0.00	19.80
01 2220 212 005	LIBRARY - GROUP INS AIDES BMS	31.00	0.00	10.50	33.87	20.50	0.00	20.50
01 2220 212 006	LIBRARY - GROUP INS AIDES AP	0.00	0.00	0.00	0.00	0.00	0.00	0.00
01 2220 212 007	LIBRARY - GROUP INS AIDES SE	60.00	2.10	24.70	41.17	35.30	0.00	35.30
01 2220 212 008	LIBRARY - GROUP INS AIDES BSMS	31.00	0.00	10.50	33.87	20.50	0.00	20.50
01 2220 220 005	LIBRARY - SOC SEC NON-INSTR BMS	0.00	0.00	0.00	0.00	0.00	0.00	0.00
01 2220 220 008	LIBRARY - SOC SEC NON-INSTR BSMS	0.00	0.00	0.00	0.00	0.00	0.00	0.00
01 2220 221 001	LIBRARY - SOC SEC TEACHERS BHS	6,377.00	491.47	5,897.73	92.48	479.27	0.00	479.27
01 2220 221 002	LIBRARY - SOC SEC TEACHERS BE	5,246.00	411.13	4,933.39	94.04	312.61	0.00	312.61

Account Number	Account Description	Revised Budget	Expended During Month	Expenditures to Date	% of Budget	Balance at EOM	P/ O Outstanding	Unencumbered Balance
01 2220 221 003	LIBRARY - SOC SEC TEACHERS PC	6,365.00	631.64	8,808.62	138.39	(2,443.62)	0.00	(2,443.62)
01 2220 221 004	LIBRARY - SOC SEC TEACHERS HE	5,239.00	416.45	4,997.26	95.39	241.74	0.00	241.74
01 2220 221 005	LIBRARY - SOC SEC TEACHERS BMS	3,140.00	258.15	3,109.28	99.02	30.72	0.00	30.72
01 2220 221 006	LIBRARY - SOC SEC TEACHERS AP	5,694.00	495.86	5,950.23	104.50	(256.23)	0.00	(256.23)
01 2220 221 007	LIBRARY - SOC SEC TEACHERS SE	5,499.00	470.26	5,643.12	102.62	(144.12)	0.00	(144.12)
01 2220 221 008	LIBRARY - SOC SEC TEACHERS BSMS	3,140.00	258.15	3,112.87	99.14	27.13	0.00	27.13
01 2220 222 002	LIBRARY - SOC SEC AIDES BE	1,339.00	0.00	1,373.42	102.57	(34.42)	0.00	(34.42)
01 2220 222 003	LIBRARY - SOC SEC AIDES PC	1,539.00	0.00	231.08	15.01	1,307.92	0.00	1,307.92
01 2220 222 004	LIBRARY - SOC SEC AIDES HE	1,646.00	0.00	1,571.06	95.45	74.94	0.00	74.94
01 2220 222 005	LIBRARY - SOC SEC AIDES BMS	816.00	0.00	778.03	95.35	37.97	0.00	37.97
01 2220 222 006	LIBRARY - SOC SEC AIDES AP	1,408.00	0.00	1,505.75	106.94	(97.75)	0.00	(97.75)
01 2220 222 007	LIBRARY - SOC SEC AIDES SE	1,724.00	0.00	1,577.99	91.53	146.01	0.00	146.01
01 2220 222 008	LIBRARY - SOC SEC AIDES BSMS	802.00	0.00	777.94	97.00	24.06	0.00	24.06
01 2220 223 001	LIBRARY - SOC SEC SUB TEACHERS BHS	132.00	0.00	71.53	54.19	60.47	0.00	60.47
01 2220 223 002	LIBRARY - SOC SEC SUB TEACHERS BE	125.00	0.00	123.57	98.86	1.43	0.00	1.43
01 2220 223 003	LIBRARY - SOC SEC SUB TEACHERS PC	201.00	0.00	253.58	126.16	(52.58)	0.00	(52.58)
01 2220 223 004	LIBRARY - SOC SEC SUB TEACHERS HE	139.00	0.00	65.04	46.79	73.96	0.00	73.96
01 2220 223 005	LIBRARY - SOC SEC SUB TEACHERS BMS	139.00	0.00	195.11	140.37	(56.11)	0.00	(56.11)
01 2220 223 006	LIBRARY - SOC SEC SUB TEACHERS AP	173.00	0.00	240.65	139.10	(67.65)	0.00	(67.65)
01 2220 223 007	LIBRARY - SOC SEC SUB TEACHERS SE	97.00	0.00	84.53	87.14	12.47	0.00	12.47
01 2220 223 008	LIBRARY - SOC SEC SUB TEACHERS BSMS	0.00	0.00	0.00	0.00	0.00	0.00	0.00
01 2220 231 001	LIBRARY - RETIREMENT TEACHERS BHS	6,152.00	481.37	5,776.44	93.90	375.56	0.00	375.56
01 2220 231 002	LIBRARY - RETIREMENT TEACHERS BE	5,067.00	405.86	4,873.76	96.19	193.24	0.00	193.24
01 2220 231 003	LIBRARY - RETIREMENT TEACHERS PC	6,303.00	630.03	8,741.02	138.68	(2,438.02)	0.00	(2,438.02)
01 2220 231 004	LIBRARY - RETIREMENT TEACHERS HE	5,187.00	415.30	4,983.60	96.08	203.40	0.00	203.40
01 2220 231 005	LIBRARY - RETIREMENT TEACHERS BMS	2,729.00	230.07	2,760.81	101.17	(31.81)	0.00	(31.81)
01 2220 231 006	LIBRARY - RETIREMENT TEACHERS AP	5,489.00	483.73	5,804.76	105.75	(315.76)	0.00	(315.76)
01 2220 231 007	LIBRARY - RETIREMENT TEACHERS SE	5,489.00	474.29	5,691.48	103.69	(202.48)	0.00	(202.48)
01 2220 231 008	LIBRARY - RETIREMENT TEACHERS BSMS	2,729.00	230.07	2,760.80	101.17	(31.80)	0.00	(31.80)
01 2220 232 002	LIBRARY - RETIREMENT AIDES BE	1,243.00	0.00	1,285.07	103.38	(42.07)	0.00	(42.07)
01 2220 232 003	LIBRARY - RETIREMENT AIDES PC	1,030.00	0.00	17.22	1.67	1,012.78	0.00	1,012.78
01 2220 232 004	LIBRARY - RETIREMENT AIDES HE	1,243.00	0.00	1,481.92	119.22	(238.92)	0.00	(238.92)
01 2220 232 005	LIBRARY - RETIREMENT AIDES BMS	756.00	0.00	747.50	98.88	8.50	0.00	8.50
01 2220 232 006	LIBRARY - RETIREMENT AIDES AP	913.00	0.00	814.77	89.24	98.23	0.00	98.23
01 2220 232 007	LIBRARY - RETIREMENT AIDES SE	1,562.00	0.00	1,486.12	95.14	75.88	0.00	75.88
01 2220 232 008	LIBRARY - RETIREMENT AIDES BSMS	756.00	0.00	747.50	98.88	8.50	0.00	8.50
01 2220 233 001	LIBRARY - RETIREMENT SUB TEACHERS BHS	0.00	0.00	0.00	0.00	0.00	0.00	0.00
01 2220 233 002	LIBRARY - RETIREMENT SUB TEACHERS BE	0.00	0.00	0.00	0.00	0.00	0.00	0.00
01 2220 233 003	LIBRARY - RETIREMENT SUB TEACHERS PC	19.00	0.00	18.75	98.68	0.25	0.00	0.25
01 2220 233 004	LIBRARY - RETIREMENT SUB TEACHERS HE	72.00	0.00	0.00	0.00	72.00	0.00	72.00
01 2220 233 005	LIBRARY - RETIREMENT SUB TEACHERS BMS	0.00	0.00	0.00	0.00	0.00	0.00	0.00
01 2220 233 006	LIBRARY - RETIREMENT SUB TEACHERS AP	138.00	0.00	0.00	0.00	138.00	0.00	138.00
01 2220 233 007	LIBRARY - RETIREMENT SUB TEACHERS SE	0.00	0.00	0.00	0.00	0.00	0.00	0.00
01 2220 233 008	LIBRARY - RETIREMENT SUB TEACHERS BSMS	0.00	0.00	0.00	0.00	0.00	0.00	0.00
01 2220 237 001	LIBRARY - INCR RET CONTR BHS	2,116.00	47.81	1,751.12	82.76	364.88	0.00	364.88
01 2220 237 002	LIBRARY - INCR RET CONTR BE	2,170.00	40.31	1,914.93	88.25	255.07	0.00	255.07
01 2220 237 003	LIBRARY - INCR RET CONTR PC	2,529.00	62.57	2,710.37	107.17	(181.37)	0.00	(181.37)
01 2220 237 004	LIBRARY - INCR RET CONTR HE	2,236.00	41.25	2,017.38	90.22	218.62	0.00	218.62
01 2220 237 005	LIBRARY - INCR RET CONTR BMS	1,199.00	22.85	1,094.02	91.24	104.98	0.00	104.98
01 2220 237 006	LIBRARY - INCR RET CONTR AP	2,249.00	48.05	2,039.98	90.71	209.02	0.00	209.02
01 2220 237 007	LIBRARY - INCR RET CONTR SE	2,425.00	47.11	2,236.52	92.23	188.48	0.00	188.48
01 2220 237 008	LIBRARY - INCR RET CONTR BSMS	1,199.00	22.85	1,093.99	91.24	105.01	0.00	105.01
01 2220 281 001	LIBRARY - HEALTH BEN TEACHERS BHS	0.00	321.33	3,855.96	0.00	(3,855.96)	0.00	(3,855.96)
01 2220 281 002	LIBRARY - HEALTH BEN TEACHERS BE	0.00	0.00	0.00	0.00	0.00	0.00	0.00
01 2220 281 003	LIBRARY - HEALTH BEN TEACHERS PC	1,412.00	227.98	2,735.76	193.75	(1,323.76)	0.00	(1,323.76)

Account Number	Account Description	Revised Budget	Expended During Month	Expenditures to Date	% of Budget	Balance at EOM	P/ O Outstanding	Unencumbered Balance
01 2220 733 003	LIBRARY - FURN & EQUIP PC	0.00	0.00	134.49	0.00	(134.49)	0.00	(134.49)
01 2220 733 004	LIBRARY - FURN & EQUIP HE	0.00	0.00	0.00	0.00	0.00	0.00	0.00
01 2220 733 005	LIBRARY - FURN & EQUIP BMS	0.00	0.00	0.00	0.00	0.00	0.00	0.00
01 2220 733 006	LIBRARY - FURN & EQUIP AP	0.00	0.00	195.00	0.00	(195.00)	0.00	(195.00)
01 2220 733 007	LIBRARY - FURN & EQUIP SE	0.00	0.00	0.00	0.00	0.00	0.00	0.00
01 2220 733 008	LIBRARY - FURN & EQUIP BSMS	0.00	0.00	3,528.92	0.00	(3,528.92)	0.00	(3,528.92)
01 2220 734 001	LIBRARY - HARDWARE BHS	0.00	0.00	342.88	0.00	(342.88)	0.00	(342.88)
01 2220 734 002	LIBRARY - HARDWARE BE	0.00	0.00	50.98	0.00	(50.98)	0.00	(50.98)
01 2220 734 003	LIBRARY - HARDWARE PC	0.00	0.00	0.00	0.00	0.00	0.00	0.00
01 2220 734 004	LIBRARY - HARDWARE HE	0.00	0.00	0.00	0.00	0.00	0.00	0.00
01 2220 734 005	LIBRARY - HARDWARE BMS	0.00	0.00	0.00	0.00	0.00	0.00	0.00
01 2220 734 006	LIBRARY - HARDWARE AP	0.00	0.00	0.00	0.00	0.00	0.00	0.00
01 2220 734 007	LIBRARY - HARDWARE SE	0.00	360.00	360.00	0.00	(360.00)	0.00	(360.00)
01 2220 734 008	LIBRARY - HARDWARE BSMS	0.00	0.00	1,230.50	0.00	(1,230.50)	0.00	(1,230.50)
01 2220 735 001	LIBRARY - SOFTWARE BHS	2,000.00	424.00	1,678.00	83.90	322.00	0.00	322.00
01 2220 735 002	LIBRARY - SOFTWARE BE	2,000.00	379.00	1,633.00	81.65	367.00	0.00	367.00
01 2220 735 003	LIBRARY - SOFTWARE PC	2,000.00	385.00	1,674.00	83.70	326.00	0.00	326.00
01 2220 735 004	LIBRARY - SOFTWARE HE	2,000.00	379.00	1,633.00	81.65	367.00	0.00	367.00
01 2220 735 005	LIBRARY - SOFTWARE BMS	2,000.00	379.00	2,632.00	131.60	(632.00)	0.00	(632.00)
01 2220 735 006	LIBRARY - SOFTWARE AP	2,000.00	379.00	1,633.00	81.65	367.00	0.00	367.00
01 2220 735 007	LIBRARY - SOFTWARE SE	2,000.00	478.00	1,831.00	91.55	169.00	0.00	169.00
01 2220 735 008	LIBRARY - SOFTWARE BSMS	2,000.00	385.00	2,638.00	131.90	(638.00)	0.00	(638.00)
01 2220 810 001	LIBRARY - DUES & FEES BHS	1,000.00	0.00	811.50	81.15	188.50	0.00	188.50
01 2220 810 002	LIBRARY - DUES & FEES BE	1,000.00	0.00	647.49	64.75	352.51	0.00	352.51
01 2220 810 003	LIBRARY - DUES & FEES PC	1,000.00	0.00	662.50	66.25	337.50	0.00	337.50
01 2220 810 004	LIBRARY - DUES & FEES HE	1,000.00	0.00	602.50	60.25	397.50	0.00	397.50
01 2220 810 005	LIBRARY - DUES & FEES BMS	1,000.00	0.00	562.50	56.25	437.50	0.00	437.50
01 2220 810 006	LIBRARY - DUES & FEES AP	1,000.00	0.00	589.50	58.95	410.50	0.00	410.50
01 2220 810 007	LIBRARY - DUES & FEES SE	1,000.00	0.00	562.50	56.25	437.50	0.00	437.50
01 2220 810 008	LIBRARY - DUES & FEES BSMS	1,000.00	0.00	789.50	78.95	210.50	0.00	210.50
01 2220 890 001	LIBRARY - OTHER MISC BHS	0.00	0.00	0.00	0.00	0.00	0.00	0.00
01 2220 890 002	LIBRARY - OTHER MISC BE	0.00	0.00	0.00	0.00	0.00	0.00	0.00
01 2220 890 003	LIBRARY - OTHER MISC PC	0.00	0.00	0.00	0.00	0.00	0.00	0.00
01 2220 890 004	LIBRARY - OTHER MISC HE	150.00	0.00	60.98	40.65	89.02	0.00	89.02
01 2220 890 005	LIBRARY - OTHER MISC BMS	50.00	19.75	89.48	252.94	(39.48)	36.99	(76.47)
01 2220 890 006	LIBRARY - OTHER MISC AP	0.00	0.00	0.00	0.00	0.00	0.00	0.00
01 2220 890 007	LIBRARY - OTHER MISC SE	0.00	0.00	0.00	0.00	0.00	0.00	0.00
01 2220 890 008	LIBRARY - OTHER MISC BSMS	300.00	0.00	48.95	16.32	251.05	0.00	251.05
2220	SCHOOL LIBRARY SERVICES	1,031,445.00	75,085.35	1,047,792.33	102.51	(16,347.33)	9,576.05	(25,923.38)
2230	INSTR-RELATED TECHNOLOGY							
01 2230 111 000	TECHNOLOGY - SALARIES TEACHERS DIST	0.00	0.00	0.00	0.00	0.00	0.00	0.00
01 2230 114 000	TECHNOLOGY - SALARIES TECH STAFF DIST	345,408.00	28,460.52	325,864.11	94.34	19,543.89	0.00	19,543.89
01 2230 124 000	TECHNOLOGY - SUB TECH STAFF DIST	0.00	0.00	0.00	0.00	0.00	0.00	0.00
01 2230 134 000	TECHNOLOGY - OT SALARIES TECH STAFF DIST	1,887.00	9.66	1,310.90	69.47	576.10	0.00	576.10
01 2230 151 000	TECHNOLOGY - ADD'L COMP TEACHERS DIST	0.00	0.00	0.00	0.00	0.00	0.00	0.00
01 2230 154 000	TECHNOLOGY - ADD'L COMP TECH STAFF DIST	677.00	1,040.02	1,101.41	162.69	(424.41)	0.00	(424.41)
01 2230 211 000	TECHNOLOGY - GROUP INS TEACHERS DIST	0.00	0.00	0.00	0.00	0.00	0.00	0.00
01 2230 214 000	TECHNOLOGY - GROUP INS TECH STAFF DIST	47,862.00	4,492.60	53,911.20	112.64	(6,049.20)	0.00	(6,049.20)
01 2230 221 000	TECHNOLOGY - SOC SEC TEACHERS DIST	0.00	0.00	0.00	0.00	0.00	0.00	0.00
01 2230 224 000	TECHNOLOGY - SOC SEC TECH STAFF DIST	27,786.00	2,273.58	25,339.94	91.20	2,446.06	0.00	2,446.06
01 2230 231 000	TECHNOLOGY - RETIREMENT TEACHERS DIST	0.00	0.00	0.00	0.00	0.00	0.00	0.00
01 2230 234 000	TECHNOLOGY - RETIREMENT TECH STAFF DIST	25,255.00	2,088.47	23,902.49	94.64	1,352.51	0.00	1,352.51
01 2230 237 000	TECHNOLOGY - INCR RET CONTR DIST	8,685.00	207.41	7,211.85	83.04	1,473.15	0.00	1,473.15
01 2230 281 000	TECHNOLOGY - HEALTH BEN TEACHERS DIST	0.00	0.00	0.00	0.00	0.00	0.00	0.00
01 2230 284 000	TECHNOLOGY - HEALTH BEN TECH STAFF DIST	15,927.00	910.32	10,923.84	68.59	5,003.16	0.00	5,003.16

Account Number	Account Description	Revised Budget	Expended During Month	Expenditures to Date	% of Budget	Balance at EOM	P/ O Outstanding	Unencumbered Balance
01 2230 580 000	TECHNOLOGY - TRAVEL & MILEAGE	4,000.00	210.84	4,586.14	114.65	(586.14)	0.00	(586.14)
01 2230 733 000	TECHNOLOGY - FURN & EQUIP	0.00	0.00	0.00	0.00	0.00	0.00	0.00
01 2230 810 000	TECHNOLOGY - DUES & FEES DIST	0.00	335.00	335.00	0.00	(335.00)	0.00	(335.00)
2230	INSTR-RELATED TECHNOLOGY	477,487.00	40,028.42	454,486.88	95.18	23,000.12	0.00	23,000.12
2240	STUDENT ASSESSMENT							
01 2240 110 000	STU ASSESS - SALARIES NON-INSTR DIST	0.00	0.00	0.00	0.00	0.00	0.00	0.00
01 2240 130 000	STU ASSESS - OT SALAIRES NON-INSTR DIST	0.00	0.00	0.00	0.00	0.00	0.00	0.00
01 2240 150 000	STU ASSESS - ADD'L COMP NON-INSTR DIST	0.00	0.00	0.00	0.00	0.00	0.00	0.00
01 2240 210 000	STU ASSESS - GROUP INS NON-INSTR DIST	0.00	0.00	0.00	0.00	0.00	0.00	0.00
01 2240 220 000	STU ASSESS - SOC SEC NON-INSTR DIST	0.00	0.00	0.00	0.00	0.00	0.00	0.00
01 2240 230 000	STU ASSESS - RETIREMENT NON-INSTR DIST	0.00	0.00	0.00	0.00	0.00	0.00	0.00
01 2240 237 000	STU ASSESS - INCR RET CONTR DIST	0.00	0.00	0.00	0.00	0.00	0.00	0.00
01 2240 280 000	STU ASSESS - HEALTH BEN NON-INSTR DIST	0.00	0.00	0.00	0.00	0.00	0.00	0.00
2240	STUDENT ASSESSMENT	0.00	0.00	0.00	0.00	0.00	0.00	0.00
2310	BOARD OF EDUCATION							
01 2310 314 000	BOARD OF ED - LOBBYIST FEES	0.00	0.00	0.00	0.00	0.00	0.00	0.00
01 2310 340 000	BOARD OF ED - OTHER PROF SERVICES	0.00	0.00	9,500.00	0.00	(9,500.00)	0.00	(9,500.00)
01 2310 521 000	BOARD OF ED - FIDELITY BOND PREMIUMS	0.00	0.00	0.00	0.00	0.00	0.00	0.00
01 2310 540 000	BOARD OF ED - ADVERTISING	10,000.00	930.65	4,972.60	49.73	5,027.40	0.00	5,027.40
01 2310 580 000	BOARD OF ED - TRAVEL & MILEAGE	0.00	0.00	0.00	0.00	0.00	0.00	0.00
01 2310 610 000	BOARD OF ED - SUPPLIES	3,500.00	20.28	3,774.46	107.84	(274.46)	0.00	(274.46)
01 2310 733 000	BOARD OF ED - FURN & EQUIP	0.00	0.00	0.00	0.00	0.00	0.00	0.00
01 2310 735 000	BOARD OF ED - SOFTWARE	20,000.00	11,594.52	17,894.52	89.47	2,105.48	0.00	2,105.48
01 2310 810 000	BOARD OF ED - DUES & FEES	38,000.00	0.00	41,888.19	110.23	(3,888.19)	0.00	(3,888.19)
01 2310 820 000	BOARD OF ED - JUDGEMENTS/SETTLEMENTS	15,000.00	0.00	0.00	0.00	15,000.00	0.00	15,000.00
01 2310 890 000	BOARD OF ED - OTHER MISC	500.00	157.13	201.69	40.34	298.31	0.00	298.31
01 2310 950 000	BOARD OF ED - SPECIAL ITEMS	0.00	0.00	0.00	0.00	0.00	0.00	0.00
2310	BOARD OF EDUCATION	87,000.00	12,702.58	78,231.46	89.92	8,768.54	0.00	8,768.54
2320	EXECUTIVE ADMINISTRATION							
01 2320 105 000	EXEC ADMIN - SALARY OF SUPERINTENDENT	234,000.00	20,209.57	235,848.14	100.79	(1,848.14)	0.00	(1,848.14)
01 2320 110 000	EXEC ADMIN - SALARIES NON-INSTR	63,301.00	5,784.32	60,958.47	96.30	2,342.53	0.00	2,342.53
01 2320 111 000	EXEC ADMIN - PROF STAFF SALARIES	338,178.00	25,655.06	171,588.39	50.74	166,589.61	0.00	166,589.61
01 2320 130 000	EXEC ADMIN - OT SALARIES NON-INSTR	1,014.00	62.41	790.41	77.95	223.59	0.00	223.59
01 2320 150 000	EXEC ADMIN - ADD'L COMP NON-INSTR	283.00	11.33	135.96	48.04	147.04	0.00	147.04
01 2320 151 000	EXEC ADMIN - ADD'L COMP PROF STAFF	9,925.00	491.56	812.65	8.19	9,112.35	0.00	9,112.35
01 2320 155 000	EXEC ADMIN - ADD'L COMP SUPT.	16,184.00	252.08	14,004.16	86.53	2,179.84	0.00	2,179.84
01 2320 210 000	EXEC ADMIN - GROUP INS NON-INSTR	62.00	2.10	25.20	40.65	36.80	0.00	36.80
01 2320 211 000	EXEC ADMIN - GROUP INS PROF STAFF	48,905.00	4,015.62	26,101.53	53.37	22,803.47	0.00	22,803.47
01 2320 215 000	EXEC ADMIN - GROUP INS SUPERINTENDENT	30,904.00	2,348.04	28,176.48	91.17	2,727.52	0.00	2,727.52
01 2320 220 000	EXEC ADMIN - SOC SEC NON-INSTR	5,508.00	483.99	5,164.33	93.76	343.67	0.00	343.67
01 2320 221 000	EXEC ADMIN - SOC SEC PROF STAFF	26,484.00	1,929.95	12,746.68	48.13	13,737.32	0.00	13,737.32
01 2320 225 000	EXEC ADMIN - SOC SEC SUPERINTENDENT	20,048.00	1,540.57	14,388.48	71.77	5,659.52	0.00	5,659.52
01 2320 230 000	EXEC ADMIN - RETIREMENT NON-INSTR	4,739.00	405.66	4,514.45	95.26	224.55	0.00	224.55
01 2320 231 000	EXEC ADMIN - RETIREMENT PROF STAFF	25,090.00	1,885.65	12,611.75	50.27	12,478.25	0.00	12,478.25
01 2320 235 000	EXEC ADMIN - RETIREMENT SUPERINTENDENT	18,048.00	1,500.78	17,334.06	96.04	713.94	0.00	713.94
01 2320 237 000	EXEC ADMIN - INCR RET CONTR	16,466.00	376.64	10,234.27	62.15	6,231.73	0.00	6,231.73
01 2320 280 000	EXEC ADMIN - HEALTH BEN NON-INSTR	6,002.00	475.00	5,700.00	94.97	302.00	0.00	302.00
01 2320 281 000	EXEC ADMIN - HEALTH BENEFITS PROF STAFF	4,313.00	642.66	4,177.29	96.85	135.71	0.00	135.71
01 2320 580 000	EXEC ADMIN - TRAVEL & MILEAGE	10,000.00	353.50	5,332.87	53.33	4,667.13	0.00	4,667.13
01 2320 610 000	EXEC ADMIN - SUPPLIES	1,000.00	9.49	225.64	22.56	774.36	0.00	774.36
01 2320 734 000	EXEC ADMIN - HARDWARE	0.00	0.00	0.00	0.00	0.00	0.00	0.00
01 2320 810 000	EXEC ADMIN - DUES & FEES	15,000.00	1,345.00	11,092.05	73.95	3,907.95	0.00	3,907.95
01 2320 890 000	EXEC ADMIN - OTHER MISC	1,200.00	358.16	1,915.22	159.60	(715.22)	0.00	(715.22)
2320	EXECUTIVE ADMINISTRATION	896,654.00	70,139.14	643,878.48	71.81	252,775.52	0.00	252,775.52

Account Number	Account Description	Revised Budget	Expended During Month	Expenditures to Date	% of Budget	Balance at EOM	P/ O Outstanding	Unencumbered Balance
2330	DISTRICT LEGAL SERVICES							
01 2330 314 000	DISTRICT LEGAL SERVICES - LOBBYIST FEES	30,000.00	6,950.00	27,600.00	92.00	2,400.00	0.00	2,400.00
01 2330 317 000	DISTRICT LEGAL SERVICES	125,000.00	1,820.00	32,500.04	26.00	92,499.96	0.00	92,499.96
2330	DISTRICT LEGAL SERVICES	155,000.00	8,770.00	60,100.04	38.77	94,899.96	0.00	94,899.96
2410	OFFICE OF THE PRINCIPAL							
01 2410 110 001	OFF/PRINCIPAL - SALARIES NON-INSTR BHS	103,704.00	1,579.74	97,343.86	93.87	6,360.14	0.00	6,360.14
01 2410 110 002	OFF/PRINCIPAL - SALARIES NON-INSTR BE	31,390.00	1,177.55	31,699.38	100.99	(309.38)	0.00	(309.38)
01 2410 110 003	OFF/PRINCIPAL - SALARIES NON-INSTR PC	149,169.00	15,582.07	149,819.12	100.44	(650.12)	0.00	(650.12)
01 2410 110 004	OFF/PRINCIPAL - SALARIES NON-INSTR HE	33,616.00	1,101.42	33,810.39	100.58	(194.39)	0.00	(194.39)
01 2410 110 005	OFF/PRINCIPAL - SALARIES NON-INSTR BMS	65,293.00	1,833.22	64,466.87	98.73	826.13	0.00	826.13
01 2410 110 006	OFF/PRINCIPAL - SALARIES NON-INSTR AP	34,652.00	1,451.96	33,838.01	97.65	813.99	0.00	813.99
01 2410 110 007	OFF/PRINCIPAL - SALARIES NON-INSTR SE	36,665.00	627.10	34,097.38	93.00	2,567.62	0.00	2,567.62
01 2410 110 008	OFF/PRINCIPAL - SALARIES NON-INSTR BSMS	61,789.00	2,144.15	59,162.59	95.75	2,626.41	0.00	2,626.41
01 2410 111 001	OFF/PRINCIPAL - SALARIES PRINCIPAL BHS	311,477.00	25,150.55	298,947.42	95.98	12,529.58	0.00	12,529.58
01 2410 111 002	OFF/PRINCIPAL - SALARIES PRINCIPAL BE	104,924.00	8,723.65	101,215.32	96.47	3,708.68	0.00	3,708.68
01 2410 111 003	OFF/PRINCIPAL - SALARIES PRINCIPAL PC	107,477.00	8,916.02	103,447.27	96.25	4,029.73	0.00	4,029.73
01 2410 111 004	OFF/PRINCIPAL - SALARIES PRINCIPAL HE	105,196.00	8,723.65	101,215.32	96.22	3,980.68	0.00	3,980.68
01 2410 111 005	OFF/PRINCIPAL - SALARIES PRINCIPAL BMS	207,301.00	15,115.08	175,371.28	84.60	31,929.72	0.00	31,929.72
01 2410 111 006	OFF/PRINCIPAL - SALARIES PRINCIPAL AP	130,138.00	10,790.00	125,190.00	96.20	4,948.00	0.00	4,948.00
01 2410 111 007	OFF/PRINCIPAL - SALARIES PRINCIPAL SE	108,448.00	8,991.67	104,325.00	96.20	4,123.00	0.00	4,123.00
01 2410 111 008	OFF/PRINCIPAL - SALARIES PRINCIPAL BSMS	175,632.00	14,561.75	160,613.42	91.45	15,018.58	0.00	15,018.58
01 2410 120 001	OFF/PRINCIPAL - SUBS NON-INSTR BHS	0.00	0.00	0.00	0.00	0.00	0.00	0.00
01 2410 120 002	OFF/PRINCIPAL - SUBS NON-INSTR BE	1,125.00	0.00	755.72	67.18	369.28	0.00	369.28
01 2410 120 003	OFF/PRINCIPAL - SUBS NON-INSTR PC	383.00	0.00	1,033.41	269.82	(650.41)	0.00	(650.41)
01 2410 120 004	OFF/PRINCIPAL - SUBS NON-INSTR HE	225.00	0.00	194.62	86.50	30.38	0.00	30.38
01 2410 120 005	OFF/PRINCIPAL - SUBS NON-INSTR BMS	494.00	0.00	0.00	0.00	494.00	0.00	494.00
01 2410 120 006	OFF/PRINCIPAL - SUBS NON-INSTR AP	0.00	0.00	0.00	0.00	0.00	0.00	0.00
01 2410 120 007	OFF/PRINCIPAL - SUBS NON-INSTR SE	942.00	0.00	819.25	86.97	122.75	0.00	122.75
01 2410 120 008	OFF/PRINCIPAL - SUBS NON-INSTR BSMS	0.00	0.00	15,120.00	0.00	(15,120.00)	0.00	(15,120.00)
01 2410 130 001	OFF/PRINCIPAL - OT NON-INSTR BHS	3,010.00	0.00	2,333.20	77.51	676.80	0.00	676.80
01 2410 130 002	OFF/PRINCIPAL - OT NON-INSTR BE	2,691.00	0.00	3,135.26	116.51	(444.26)	0.00	(444.26)
01 2410 130 003	OFF/PRINCIPAL - OT NON-INSTR PC	511.00	0.00	494.80	96.83	16.20	0.00	16.20
01 2410 130 004	OFF/PRINCIPAL - OT NON-INSTR HE	0.00	0.00	1,011.20	0.00	(1,011.20)	0.00	(1,011.20)
01 2410 130 005	OFF/PRINCIPAL - OT NON-INSTR BMS	2,167.00	0.00	2,315.43	106.85	(148.43)	0.00	(148.43)
01 2410 130 006	OFF/PRINCIPAL - OT NON-INSTR AP	2,755.00	0.00	3,057.34	110.97	(302.34)	0.00	(302.34)
01 2410 130 007	OFF/PRINCIPAL - OT NON-INSTR SE	3,043.00	0.00	1,277.44	41.98	1,765.56	0.00	1,765.56
01 2410 130 008	OFF/PRINCIPAL - OT NON-INSTR BSMS	2,276.00	0.00	1,409.10	61.91	866.90	0.00	866.90
01 2410 150 001	OFF/PRINCIPAL - ADD'L COMP NON-INSTR BHS	289.00	1,416.63	7,206.49	2,493.60	(6,917.49)	0.00	(6,917.49)
01 2410 150 002	OFF/PRINCIPAL - ADD'L COMP NON-INSTR BE	85.00	0.00	70.04	82.40	14.96	0.00	14.96
01 2410 150 003	OFF/PRINCIPAL - ADD'L COMP NON-INSTR PC	404.00	16.06	1,546.98	382.92	(1,142.98)	0.00	(1,142.98)
01 2410 150 004	OFF/PRINCIPAL - ADD'L COMP NON-INSTR HE	88.00	0.00	80.39	91.35	7.61	0.00	7.61
01 2410 150 005	OFF/PRINCIPAL - ADD'L COMP NON-INSTR BMS	175.00	0.00	136.30	77.89	38.70	0.00	38.70
01 2410 150 006	OFF/PRINCIPAL - ADD'L COMP NON-INSTR AP	90.00	1,000.00	1,973.74	2,193.04	(1,883.74)	0.00	(1,883.74)
01 2410 150 007	OFF/PRINCIPAL - ADD'L COMP NON-INSTR SE	286.00	0.00	80.76	28.24	205.24	0.00	205.24
01 2410 150 008	OFF/PRINCIPAL - ADD'L COMP NON-INSTR BSMS	173.00	0.00	141.17	81.60	31.83	0.00	31.83
01 2410 151 001	OFF/PRINCIPAL - ADD'L COMP PRINCIPAL BHS	1,846.00	54.00	2,603.49	141.03	(757.49)	0.00	(757.49)
01 2410 151 002	OFF/PRINCIPAL - ADD'L COMP PRINCIPAL BE	276.00	18.48	221.98	80.43	54.02	0.00	54.02
01 2410 151 003	OFF/PRINCIPAL - ADD'L COMP PRINCIPAL PC	283.00	18.87	226.88	80.17	56.12	0.00	56.12
01 2410 151 004	OFF/PRINCIPAL - ADD'L COMP PRINCIPAL HE	277.00	18.48	221.98	80.14	55.02	0.00	55.02
01 2410 151 005	OFF/PRINCIPAL - ADD'L COMP PRINCIPAL BMS	994.00	36.83	1,291.29	129.91	(297.29)	0.00	(297.29)
01 2410 151 006	OFF/PRINCIPAL - ADD'L COMP PRINCIPAL AP	894.00	38.65	355.33	39.75	538.67	0.00	538.67
01 2410 151 007	OFF/PRINCIPAL - ADD'L COMP PRINCIPAL SE	286.00	19.03	228.80	80.00	57.20	0.00	57.20
01 2410 151 008	OFF/PRINCIPAL - ADD'L COMP PRINCIPAL BSMS	1,565.00	30.86	1,239.29	79.19	325.71	0.00	325.71
01 2410 210 001	OFF/PRINCIPAL - GROUP INS NON-INSTR BHS	955.00	65.46	965.49	101.10	(10.49)	0.00	(10.49)
01 2410 210 002	OFF/PRINCIPAL - GROUP INS NON-INSTR BE	62.00	2.10	25.20	40.65	36.80	0.00	36.80

Regular; Processing Month 08/2025

Account Number	Account Description	Revised Budget	Expended During Month	Expenditures to Date	% of Budget	Balance at EOM	P/ O Outstanding	Unencumbered Balance
01 2410 210 003	OFF/PRINCIPAL - GROUP INS NON-INSTR PC	26,170.00	4,019.82	26,294.47	100.48	(124.47)	0.00	(124.47)
01 2410 210 004	OFF/PRINCIPAL - GROUP INS NON-INSTR HE	62.00	2.10	25.20	40.65	36.80	0.00	36.80
01 2410 210 005	OFF/PRINCIPAL - GROUP INS NON-INSTR BMS	11,311.00	2.10	7,815.24	69.09	3,495.76	0.00	3,495.76
01 2410 210 006	OFF/PRINCIPAL - GROUP INS NON-INSTR AP	62.00	2.10	210.71	339.85	(148.71)	0.00	(148.71)
01 2410 210 007	OFF/PRINCIPAL - GROUP INS NON-INSTR SE	11,248.00	865.56	10,386.72	92.34	861.28	0.00	861.28
01 2410 210 008	OFF/PRINCIPAL - GROUP INS NON-INSTR BSMS	125.00	4.20	50.40	40.32	74.60	0.00	74.60
01 2410 211 001	OFF/PRINCIPAL - GROUP INS PRINCIPAL BHS	56,665.00	6,058.66	53,972.06	95.25	2,692.94	0.00	2,692.94
01 2410 211 002	OFF/PRINCIPAL - GROUP INS PRINCIPAL BE	62.00	2.10	25.20	40.65	36.80	0.00	36.80
01 2410 211 003	OFF/PRINCIPAL - GROUP INS PRINCIPAL PC	30,206.00	1,549.19	18,447.74	61.07	11,758.26	0.00	11,758.26
01 2410 211 004	OFF/PRINCIPAL - GROUP INS PRINCIPAL HE	26,044.00	1,338.38	18,738.28	71.95	7,305.72	0.00	7,305.72
01 2410 211 005	OFF/PRINCIPAL - GROUP INS PRINCIPAL BMS	108.00	3.15	37.89	35.08	70.11	0.00	70.11
01 2410 211 006	OFF/PRINCIPAL - GROUP INS PRINCIPAL AP	30,206.00	2,329.14	27,764.17	91.92	2,441.83	0.00	2,441.83
01 2410 211 007	OFF/PRINCIPAL - GROUP INS PRINCIPAL SE	26,044.00	2,007.81	24,093.72	92.51	1,950.28	0.00	1,950.28
01 2410 211 008	OFF/PRINCIPAL - GROUP INS PRINCIPAL BSMS	45,310.00	3,493.71	41,924.52	92.53	3,385.48	0.00	3,385.48
01 2410 220 001	OFF/PRINCIPAL - SOC SEC NON-INSTR BHS	9,358.00	300.70	9,033.81	96.54	324.19	0.00	324.19
01 2410 220 002	OFF/PRINCIPAL - SOC SEC NON-INSTR BE	2,742.00	90.09	2,728.11	99.49	13.89	0.00	13.89
01 2410 220 003	OFF/PRINCIPAL - SOC SEC NON-INSTR PC	12,098.00	1,202.36	12,141.88	100.36	(43.88)	0.00	(43.88)
01 2410 220 004	OFF/PRINCIPAL - SOC SEC NON-INSTR HE	3,066.00	116.13	3,067.37	100.04	(1.37)	0.00	(1.37)
01 2410 220 005	OFF/PRINCIPAL - SOC SEC NON-INSTR BMS	6,201.00	208.46	5,933.33	95.68	267.67	0.00	267.67
01 2410 220 006	OFF/PRINCIPAL - SOC SEC NON-INSTR AP	3,339.00	219.44	3,355.32	100.49	(16.32)	0.00	(16.32)
01 2410 220 007	OFF/PRINCIPAL - SOC SEC NON-INSTR SE	3,182.00	47.97	2,774.52	87.19	407.48	0.00	407.48
01 2410 220 008	OFF/PRINCIPAL - SOC SEC NON-INSTR BSMS	5,425.00	195.90	5,027.09	92.67	397.91	0.00	397.91
01 2410 221 001	OFF/PRINCIPAL - SOC SEC PRINCIPAL BHS	24,424.00	1,930.84	23,749.23	97.24	674.77	0.00	674.77
01 2410 221 002	OFF/PRINCIPAL - SOC SEC PRINCIPAL BE	9,103.00	736.98	8,578.45	94.24	524.55	0.00	524.55
01 2410 221 003	OFF/PRINCIPAL - SOC SEC PRINCIPAL PC	8,275.00	678.69	7,873.51	95.15	401.49	0.00	401.49
01 2410 221 004	OFF/PRINCIPAL - SOC SEC PRINCIPAL HE	7,793.00	640.98	7,426.55	95.30	366.45	0.00	366.45
01 2410 221 005	OFF/PRINCIPAL - SOC SEC PRINCIPAL BMS	16,424.00	1,176.81	13,726.36	83.58	2,697.64	0.00	2,697.64
01 2410 221 006	OFF/PRINCIPAL - SOC SEC PRINCIPAL AP	10,108.00	820.15	9,505.98	94.04	602.02	0.00	602.02
01 2410 221 007	OFF/PRINCIPAL - SOC SEC PRINCIPAL SE	8,263.00	672.93	7,801.82	94.42	461.18	0.00	461.18
01 2410 221 008	OFF/PRINCIPAL - SOC SEC PRINCIPAL BSMS	13,647.00	1,083.12	11,982.99	87.81	1,664.01	0.00	1,664.01
01 2410 230 001	OFF/PRINCIPAL - RETIREMENT NON-INSTR BHS	7,861.00	189.61	7,426.78	94.48	434.22	0.00	434.22
01 2410 230 002	OFF/PRINCIPAL - RETIREMENT NON-INSTR BE	2,504.00	86.55	2,567.15	102.52	(63.15)	0.00	(63.15)
01 2410 230 003	OFF/PRINCIPAL - RETIREMENT NON-INSTR PC	11,033.00	1,145.28	11,048.08	100.14	(15.08)	0.00	(15.08)
01 2410 230 004	OFF/PRINCIPAL - RETIREMENT NON-INSTR HE	2,396.00	80.95	2,559.39	106.82	(163.39)	0.00	(163.39)
01 2410 230 005	OFF/PRINCIPAL - RETIREMENT NON-INSTR BMS	4,969.00	134.74	4,908.49	98.78	60.51	0.00	60.51
01 2410 230 006	OFF/PRINCIPAL - RETIREMENT NON-INSTR AP	2,752.00	180.22	2,785.31	101.21	(33.31)	0.00	(33.31)
01 2410 230 007	OFF/PRINCIPAL - RETIREMENT NON-INSTR SE	2,921.00	46.09	2,600.04	89.01	320.96	0.00	320.96
01 2410 230 008	OFF/PRINCIPAL - RETIREMENT NON-INSTR BSMS	4,718.00	157.59	4,452.01	94.36	265.99	0.00	265.99
01 2410 231 001	OFF/PRINCIPAL - RETIREMENT PRINCIPAL BHS	22,962.00	1,848.57	22,109.27	96.29	852.73	0.00	852.73
01 2410 231 002	OFF/PRINCIPAL - RETIREMENT PRINCIPAL BE	7,735.00	641.19	7,442.81	96.22	292.19	0.00	292.19
01 2410 231 003	OFF/PRINCIPAL - RETIREMENT PRINCIPAL PC	7,923.00	655.33	7,603.37	95.97	319.63	0.00	319.63
01 2410 231 004	OFF/PRINCIPAL - RETIREMENT PRINCIPAL HE	7,755.00	641.19	7,439.31	95.93	315.69	0.00	315.69
01 2410 231 005	OFF/PRINCIPAL - RETIREMENT PRINCIPAL BMS	15,282.00	1,110.96	12,913.18	84.50	2,368.82	0.00	2,368.82
01 2410 231 006	OFF/PRINCIPAL - RETIREMENT PRINCIPAL AP	9,594.00	793.07	9,206.25	95.96	387.75	0.00	387.75
01 2410 231 007	OFF/PRINCIPAL - RETIREMENT PRINCIPAL SE	7,995.00	660.89	7,667.89	95.91	327.11	0.00	327.11
01 2410 231 008	OFF/PRINCIPAL - RETIREMENT PRINCIPAL BSMS	12,947.00	1,070.29	11,816.14	91.27	1,130.86	0.00	1,130.86
01 2410 237 001	OFF/PRINCIPAL - INCR RET CONTR BHS	10,601.00	202.43	9,164.70	86.45	1,436.30	0.00	1,436.30
01 2410 237 002	OFF/PRINCIPAL - INCR RET CONTR BE	3,521.00	72.28	3,076.02	87.36	444.98	0.00	444.98
01 2410 237 003	OFF/PRINCIPAL - INCR RET CONTR PC	6,519.00	178.84	5,674.88	87.05	844.12	0.00	844.12
01 2410 237 004	OFF/PRINCIPAL - INCR RET CONTR HE	3,491.00	71.72	3,105.46	88.96	385.54	0.00	385.54
01 2410 237 005	OFF/PRINCIPAL - INCR RET CONTR BMS	6,964.00	123.73	5,497.64	78.94	1,466.36	0.00	1,466.36
01 2410 237 006	OFF/PRINCIPAL - INCR RET CONTR AP	4,246.00	96.67	3,678.64	86.64	567.36	0.00	567.36
01 2410 237 007	OFF/PRINCIPAL - INCR RET CONTR SE	3,754.00	70.22	3,178.63	84.67	575.37	0.00	575.37
01 2410 237 008	OFF/PRINCIPAL - INCR RET CONTR BSMS	6,075.00	121.96	5,005.90	82.40	1,069.10	0.00	1,069.10
01 2410 280 001	OFF/PRINCIPAL - HEALTH BEN NON-INSTR BHS	15,092.00	1,190.73	14,290.08	94.69	801.92	0.00	801.92

Account Number	Account Description	Revised Budget	Expended During Month	Expenditures to Date	% of Budget	Balance at EOM	P/ O Outstanding	Unencumbered Balance
01 2410 280 002	OFF/PRINCIPAL - HEALTH BEN NON-INSTR BE	0.00	0.00	0.00	0.00	0.00	0.00	0.00
01 2410 280 003	OFF/PRINCIPAL - HEALTH BEN NON-INSTR PC	14,511.00	1,475.92	14,177.29	97.70	333.71	0.00	333.71
01 2410 280 004	OFF/PRINCIPAL - HEALTH BEN NON-INSTR HE	5,265.00	416.63	5,000.00	94.97	265.00	0.00	265.00
01 2410 280 005	OFF/PRINCIPAL - HEALTH BEN NON-INSTR BMS	11,267.00	891.63	10,700.00	94.97	567.00	0.00	567.00
01 2410 280 006	OFF/PRINCIPAL - HEALTH BEN NON-INSTR AP	5,265.00	416.63	5,000.00	94.97	265.00	0.00	265.00
01 2410 280 007	OFF/PRINCIPAL - HEALTH BEN NON-INSTR SE	0.00	0.00	0.00	0.00	0.00	0.00	0.00
01 2410 280 008	OFF/PRINCIPAL - HEALTH BEN NON-INSTR BSMS	5,265.00	416.63	5,000.00	94.97	265.00	0.00	265.00
01 2410 281 001	OFF/PRINCIPAL - HEALTH BEN PRINCIPAL BHS	6,615.00	207.92	6,029.67	91.15	585.33	0.00	585.33
01 2410 281 002	OFF/PRINCIPAL - HEALTH BEN PRINCIPAL BE	11,267.00	891.63	10,700.00	94.97	567.00	0.00	567.00
01 2410 281 003	OFF/PRINCIPAL - HEALTH BEN PRINCIPAL PC	0.00	0.00	0.00	0.00	0.00	0.00	0.00
01 2410 281 004	OFF/PRINCIPAL - HEALTH BEN PRINCIPAL HE	3,981.00	210.81	2,971.80	74.65	1,009.20	0.00	1,009.20
01 2410 281 005	OFF/PRINCIPAL - HEALTH BEN PRINCIPAL BMS	4,501.00	356.25	4,275.00	94.98	226.00	0.00	226.00
01 2410 281 006	OFF/PRINCIPAL - HEALTH PRINCIPAL AP	0.00	0.00	0.00	0.00	0.00	0.00	0.00
01 2410 281 007	OFF/PRINCIPAL - HEALTH PRINCIPAL SE	3,981.00	321.33	3,855.96	96.86	125.04	0.00	125.04
01 2410 281 008	OFF/PRINCIPAL - HEALTH BEN PRINCIPAL BSMS	0.00	0.00	0.00	0.00	0.00	0.00	0.00
01 2410 580 001	OFF/PRINCIPAL - TRAVEL & MILEAGE BHS	10,000.00	272.30	7,665.58	76.66	2,334.42	0.00	2,334.42
01 2410 580 002	OFF/PRINCIPAL - TRAVEL & MILEAGE BE	0.00	0.00	0.00	0.00	0.00	0.00	0.00
01 2410 580 003	OFF/PRINCIPAL - TRAVEL & MILEAGE PC	500.00	0.00	287.93	57.59	212.07	0.00	212.07
01 2410 580 004	OFF/PRINCIPAL - TRAVEL & MILEAGE HE	0.00	0.00	0.00	0.00	0.00	0.00	0.00
01 2410 580 005	OFF/PRINCIPAL - TRAVEL & MILEAGE BMS	200.00	0.00	95.36	47.68	104.64	0.00	104.64
01 2410 580 006	OFF/PRINCIPAL - TRAVEL & MILEAGE AP	0.00	0.00	0.00	0.00	0.00	0.00	0.00
01 2410 580 007	OFF/PRINCIPAL - TRAVEL & MILEAGE SE	0.00	0.00	0.00	0.00	0.00	0.00	0.00
01 2410 580 008	OFF/PRINCIPAL - TRAVEL & MILEAGE BSMS	0.00	0.00	0.00	0.00	0.00	0.00	0.00
01 2410 610 001	OFF/PRINCIPAL - SUPPLIES BHS	8,000.00	5,753.96	6,343.16	90.54	1,656.84	900.00	756.84
01 2410 610 002	OFF/PRINCIPAL - SUPPLIES BE	2,000.00	404.15	2,639.57	131.98	(639.57)	0.00	(639.57)
01 2410 610 003	OFF/PRINCIPAL - SUPPLIES PC	2,000.00	0.00	912.88	45.64	1,087.12	0.00	1,087.12
01 2410 610 004	OFF/PRINCIPAL - SUPPLIES HE	2,000.00	1,389.36	7,445.84	376.71	(5,445.84)	88.43	(5,534.27)
01 2410 610 005	OFF/PRINCIPAL - SUPPLIES BMS	2,000.00	0.00	2,197.20	109.86	(197.20)	0.00	(197.20)
01 2410 610 006	OFF/PRINCIPAL - SUPPLIES AP	2,000.00	0.00	0.00	0.00	2,000.00	0.00	2,000.00
01 2410 610 007	OFF/PRINCIPAL - SUPPLIES SE	2,000.00	122.00	557.20	33.96	1,442.80	122.00	1,320.80
01 2410 610 008	OFF/PRINCIPAL - SUPPLIES BSMS	2,000.00	420.23	5,088.35	271.82	(3,088.35)	347.95	(3,436.30)
01 2410 650 001	OFF/PRINCIPAL - SUPPLIES TECH-REL BHS	0.00	0.00	3,600.66	0.00	(3,600.66)	0.00	(3,600.66)
01 2410 650 002	OFF/PRINCIPAL - SUPPLIES TECH-REL BE	0.00	0.00	0.00	0.00	0.00	0.00	0.00
01 2410 650 003	OFF/PRINCIPAL - SUPPLIES TECH-REL PC	0.00	0.00	0.00	0.00	0.00	0.00	0.00
01 2410 650 004	OFF/PRINCIPAL - SUPPLIES TECH-REL HE	0.00	0.00	0.00	0.00	0.00	0.00	0.00
01 2410 650 005	OFF/PRINCIPAL - SUPPLIES TECH-REL BMS	0.00	0.00	0.00	0.00	0.00	0.00	0.00
01 2410 650 006	OFF/PRINCIPAL - SUPPLIES TECH-REL AP	0.00	0.00	0.00	0.00	0.00	0.00	0.00
01 2410 650 007	OFF/PRINCIPAL - SUPPLIES TECH-REL SE	0.00	0.00	0.00	0.00	0.00	0.00	0.00
01 2410 650 008	OFF/PRINCIPAL - SUPPLIES TECH-REL BSMS	0.00	0.00	0.00	0.00	0.00	0.00	0.00
01 2410 733 001	OFF/PRINCIPAL - FURN & EQUIP BHS	0.00	0.00	0.00	0.00	0.00	0.00	0.00
01 2410 733 002	OFF/PRINCIPAL - FURN & EQUIP BE	0.00	0.00	0.00	0.00	0.00	0.00	0.00
01 2410 733 003	OFF/PRINCIPAL - FURN & EQUIP PC	0.00	0.00	0.00	0.00	0.00	0.00	0.00
01 2410 733 004	OFF/PRINCIPAL - FURN & EQUIP HE	0.00	0.00	0.00	0.00	0.00	0.00	0.00
01 2410 733 005	OFF/PRINCIPAL - FURN & EQUIP BMS	0.00	0.00	0.00	0.00	0.00	0.00	0.00
01 2410 733 006	OFF/PRINCIPAL - FURN & EQUIP AP	0.00	0.00	0.00	0.00	0.00	5,650.19	(5,650.19)
01 2410 733 007	OFF/PRINCIPAL - FURN & EQUIP SE	0.00	0.00	983.69	0.00	(983.69)	0.00	(983.69)
01 2410 733 008	OFF/PRINCIPAL - FURN & EQUIP BSMS	0.00	0.00	0.00	0.00	0.00	0.00	0.00
01 2410 810 001	OFF/PRINCIPAL - DUES & FEES BHS	2,500.00	4,069.00	16,854.00	758.62	(14,354.00)	2,111.50	(16,465.50)
01 2410 810 002	OFF/PRINCIPAL - DUES & FEES BE	0.00	0.00	837.00	0.00	(837.00)	402.00	(1,239.00)
01 2410 810 003	OFF/PRINCIPAL - DUES & FEES PC	1,000.00	0.00	16.54	1.65	983.46	0.00	983.46
01 2410 810 004	OFF/PRINCIPAL - DUES & FEES HE	0.00	0.00	564.00	0.00	(564.00)	0.00	(564.00)
01 2410 810 005	OFF/PRINCIPAL - DUES & FEES BMS	0.00	1,370.00	2,490.00	0.00	(2,490.00)	0.00	(2,490.00)
01 2410 810 006	OFF/PRINCIPAL - DUES & FEES AP	0.00	1,288.00	2,032.00	0.00	(2,032.00)	1,288.00	(3,320.00)
01 2410 810 007	OFF/PRINCIPAL - DUES & FEES SE	0.00	435.00	1,129.00	0.00	(1,129.00)	435.00	(1,564.00)
01 2410 810 008	OFF/PRINCIPAL - DUES & FEES BSMS	0.00	870.00	3,336.00	0.00	(3,336.00)	0.00	(3,336.00)

Account Number	Account Description	Revised Budget	Expended During Month	Expenditures to Date	% of Budget	Balance at EOM	P/ O Outstanding	Unencumbered Balance
01 2510 734 000	FISCAL SERV - HARDWARE	0.00	0.00	1,630.67	0.00	(1,630.67)	0.00	(1,630.67)
01 2510 735 000	FISCAL SERV - SOFTWARE	20,000.00	0.00	16,610.00	83.05	3,390.00	0.00	3,390.00
01 2510 807 000	FISCAL SERV - REVALUED PROPERTY TAXES	0.00	0.00	0.00	0.00	0.00	0.00	0.00
01 2510 810 000	FISCAL SERV - DUES & FEES	3,000.00	515.00	2,497.00	83.23	503.00	0.00	503.00
01 2510 890 000	FISCAL SERV - OTHER MISC	150.00	0.00	0.00	0.00	150.00	0.00	150.00
2510	FISCAL SERVICES	428,181.00	25,481.53	360,063.93	84.15	68,117.07	237.45	67,879.62
2520	WAREHOUSE SRVCS							
01 2520 110 000	WAREHOUSE SRVC - SALARIES NON-INSTR	41,616.00	3,735.40	39,979.47	96.07	1,636.53	0.00	1,636.53
01 2520 130 000	WAREHOUSE SRVC - OT SALARIES NON-INSTR	2,960.00	749.66	5,366.76	181.31	(2,406.76)	0.00	(2,406.76)
01 2520 150 000	WAREHOUSE SRVC - ADD'L COMP NON-INSTR	202.00	449.19	525.97	260.38	(323.97)	0.00	(323.97)
01 2520 210 000	WAREHOUSE SRVC - GROUP INS NON-INSTR	11,248.00	865.56	10,386.72	92.34	861.28	0.00	861.28
01 2520 220 000	WAREHOUSE SRVC - SOC SEC NON-INSTR	3,484.00	377.47	3,509.23	100.72	(25.23)	0.00	(25.23)
01 2520 230 000	WAREHOUSE SRVC - RETIREMENT NON-INSTR	3,280.00	329.65	3,332.96	101.61	(52.96)	0.00	(52.96)
01 2520 237 000	WAREHOUSE SRVC - INCR RET CONTR	1,128.00	32.74	999.42	88.60	128.58	0.00	128.58
01 2520 280 000	WAREHOUSE SRVC - HEALTH BEN NON-INSTR	0.00	0.00	0.00	0.00	0.00	0.00	0.00
2520	WAREHOUSE SRVCS	63,918.00	6,539.67	64,100.53	100.29	(182.53)	0.00	(182.53)
2530	PRINTING, PUB & DUPLICATING							
01 2530 550 000	PRINTING, PUBLISHING & DUP - DIST	20,000.00	295.00	18,533.04	92.67	1,466.96	0.00	1,466.96
2530	PRINTING, PUB & DUPLICATING	20,000.00	295.00	18,533.04	92.67	1,466.96	0.00	1,466.96
2560	PUBLIC INFORMATION SERVICES							
01 2560 116 000	PIS - SALARIES PROF NON-CERT DIST	73,770.00	6,253.40	72,400.66	98.14	1,369.34	0.00	1,369.34
01 2560 156 000	PIS - ADD'L COMP PROF NON-CERT DIST	180.00	0.00	0.00	0.00	180.00	0.00	180.00
01 2560 216 000	PIS - GROUP INS PROF NON-CERT DIST	11,248.00	865.56	10,386.72	92.34	861.28	0.00	861.28
01 2560 226 000	PIS - SOC SEC PROF NON-CERT DIST	5,758.00	477.89	5,532.72	96.09	225.28	0.00	225.28
01 2560 236 000	PIS - RETIREMENT PROF NON-CERT DIST	5,438.00	458.65	5,309.76	97.64	128.24	0.00	128.24
01 2560 237 000	PIS - INCR RET CONTR DIST	1,870.00	45.55	1,606.05	85.89	263.95	0.00	263.95
01 2560 280 000	PIS - HEALTH BEN NON-INSTR DIST	0.00	0.00	0.00	0.00	0.00	0.00	0.00
01 2560 580 000	PIS - TRAVEL & MILEAGE	200.00	0.00	0.00	0.00	200.00	0.00	200.00
01 2560 610 000	PIS - SUPPLIES	500.00	1,292.65	1,897.89	379.58	(1,397.89)	0.00	(1,397.89)
01 2560 733 000	PIS - FURN & EQUIP	0.00	0.00	0.00	0.00	0.00	0.00	0.00
01 2560 734 000	PIS - HARDWARE	0.00	0.00	0.00	0.00	0.00	0.00	0.00
01 2560 735 000	PIS - SOFTWARE	2,000.00	0.00	564.00	1,081.95	1,436.00	21,075.00	(19,639.00)
01 2560 810 000	PIS - DUES & FEES	500.00	0.00	440.00	169.18	60.00	405.89	(345.89)
01 2560 890 000	PIS - OTHER MISC EXP	0.00	0.00	0.00	0.00	0.00	0.00	0.00
2560	PUBLIC INFORMATION SERVICES	101,464.00	9,393.70	98,137.80	117.89	3,326.20	21,480.89	(18,154.69)
2570	PERSONNEL SERVICES							
01 2570 540 000	PERSONNEL SERVICES - ADVERTISING	15,000.00	500.00	7,554.11	50.36	7,445.89	0.00	7,445.89
01 2570 610 000	PERSONNEL SERVICES - SUPPLIES	100.00	0.00	0.00	0.00	100.00	0.00	100.00
01 2570 735 000	PERSONNEL SERVICES - SOFTWARE	0.00	0.00	0.00	0.00	0.00	0.00	0.00
01 2570 810 000	PERSONNEL SERVICES - DUES & FEES	10,000.00	822.50	13,404.80	134.05	(3,404.80)	0.00	(3,404.80)
01 2570 890 000	PERSONNEL SERVICES - OTHER MISC	0.00	0.00	0.00	0.00	0.00	0.00	0.00
2570	PERSONNEL SERVICES	25,100.00	1,322.50	20,958.91	83.50	4,141.09	0.00	4,141.09
2580	ADMIN TECH SERVICES							
01 2580 110 000	ADMIN TECH SERV - SALARIES NON-INSTR	87,484.00	7,485.98	69,907.69	79.91	17,576.31	0.00	17,576.31
01 2580 130 000	ADMIN TECH SERV - OT SALARIES NON-INSTR	393.00	43.20	403.26	102.61	(10.26)	0.00	(10.26)
01 2580 150 000	ADMIN TECH SERV - ADD'L COMP NON-INSTR	126.00	8.58	59.49	47.21	66.51	0.00	66.51
01 2580 210 000	ADMIN TECH SERV - GROUP INS NON-INSTR	9,829.00	3.84	2,285.98	23.26	7,543.02	0.00	7,543.02
01 2580 220 000	ADMIN TECH SERV - SOC SEC NON-INSTR	6,764.00	609.15	5,365.68	79.33	1,398.32	0.00	1,398.32
01 2580 230 000	ADMIN TECH SERV - RETIREMENT NON-INSTR	6,338.00	553.40	5,167.88	81.54	1,170.12	0.00	1,170.12
01 2580 237 000	ADMIN TECH SERV - INCR RET CONTR	2,179.00	54.96	1,513.59	69.46	665.41	0.00	665.41
01 2580 280 000	ADMIN TECH SERV - HEALTH BEN NON-INSTR	1,677.00	475.00	1,900.00	113.30	(223.00)	0.00	(223.00)
01 2580 580 000	ADMIN TECH SERV - TRAVEL & MILEAGE	0.00	0.00	53.04	0.00	(53.04)	0.00	(53.04)
2580	ADMIN TECH SERVICES	114,790.00	9,234.11	86,656.61	75.49	28,133.39	0.00	28,133.39

Account Number	Account Description	Revised Budget	Expended During Month	Expenditures to Date	% of Budget	Balance at EOM	P/ O Outstanding	Unencumbered Balance
2590	CENTRAL SRVCS							
01 2590 110 000	CENTR SRVCS - SALARIES NON-INSTR DIST	47,563.00	4,530.76	48,498.64	101.97	(935.64)	0.00	(935.64)
01 2590 130 000	CENTR SRVCS - OT SALARIES NON-INSTR DIST	1,492.00	0.00	223.39	14.97	1,268.61	0.00	1,268.61
01 2590 150 000	CENTR SRVCS - ADD'L COMP NON-INSTR DIS	237.00	16.57	199.39	84.13	37.61	0.00	37.61
01 2590 210 000	CENTR SRVCS - GROUP INS NON-INSTR DIST	56.00	0.36	2.33	4.16	53.67	0.00	53.67
01 2590 220 000	CENTR SRVCS - SOC SEC NON-INSTR DIST	4,759.00	419.10	4,597.20	96.60	161.80	0.00	161.80
01 2590 230 000	CENTR SRVCS - RETIREMENT NON-INSTR DIST	3,613.00	333.01	3,581.07	99.12	31.93	0.00	31.93
01 2590 237 000	CENTR SRVCS - INCR RET CONTR DIST	1,242.00	33.08	1,075.73	86.61	166.27	0.00	166.27
01 2590 280 000	CENTR SRVCS - HEALTH BEN NON-INSTR DIST	11,504.00	950.00	11,400.00	99.10	104.00	0.00	104.00
2590	CENTRAL SRVCS	70,466.00	6,282.88	69,577.75	98.74	888.25	0.00	888.25
2610	OP OF BLDGS							
01 2610 110 000	OP OF BLDGS - SALARIES NON-INSTR DIST	61,684.00	4,804.54	59,880.85	97.08	1,803.15	0.00	1,803.15
01 2610 110 001	OP OF BLDGS - SALARIES NON-INSTR BHS	97,140.00	9,443.27	106,149.58	109.27	(9,009.58)	0.00	(9,009.58)
01 2610 110 002	OP OF BLDGS - SALARIES NON-INSTR BE	62,712.00	6,096.13	63,617.94	101.44	(905.94)	0.00	(905.94)
01 2610 110 003	OP OF BLDGS - SALARIES NON-INSTR PC	61,108.00	5,390.07	57,671.06	94.38	3,436.94	0.00	3,436.94
01 2610 110 004	OP OF BLDGS - SALARIES NON-INSTR HE	54,616.00	5,038.78	51,930.61	95.08	2,685.39	0.00	2,685.39
01 2610 110 005	OP OF BLDGS - SALARIES NON-INSTR BMS	91,007.00	7,697.93	87,850.75	96.53	3,156.25	0.00	3,156.25
01 2610 110 006	OP OF BLDGS - SALARIES NON-INSTR AP	64,390.00	5,607.68	62,509.47	97.08	1,880.53	0.00	1,880.53
01 2610 110 007	OP OF BLDGS - SALARIES NON-INSTR SE	54,465.00	4,721.77	52,433.91	96.27	2,031.09	0.00	2,031.09
01 2610 110 008	OP OF BLDGS - SALARIES NON-INSTR BSMS	75,463.00	6,826.88	72,763.41	96.42	2,699.59	0.00	2,699.59
01 2610 116 000	OP OF BLDGS - SALARIES PROF NON-CER DIST	99,563.00	8,346.99	96,639.93	97.06	2,923.07	0.00	2,923.07
01 2610 120 000	OP OF BLDGS - TEMP SALARIES NON-INSTR DIST	21,011.00	7,560.71	19,080.54	90.81	1,930.46	0.00	1,930.46
01 2610 130 000	OP OF BLDGS - OT SALARIES NON-INSTR DIST	11,143.00	391.85	9,545.64	85.66	1,597.36	0.00	1,597.36
01 2610 130 001	OP OF BLDGS - OT SALARIES NON-INSTR BHS	15,614.00	516.65	14,396.50	92.20	1,217.50	0.00	1,217.50
01 2610 130 002	OP OF BLDGS - OT SALARIES NON-INSTR BE	10,812.00	236.96	12,660.66	117.10	(1,848.66)	0.00	(1,848.66)
01 2610 130 003	OP OF BLDGS - OT SALARIES NON-INSTR PC	16,724.00	184.37	15,575.26	93.13	1,148.74	0.00	1,148.74
01 2610 130 004	OP OF BLDGS - OT SALARIES NON-INSTR HE	12,344.00	0.00	10,329.59	83.68	2,014.41	0.00	2,014.41
01 2610 130 005	OP OF BLDGS - OT SALARIES NON-INSTR BMS	7,768.00	439.47	7,062.04	90.91	705.96	0.00	705.96
01 2610 130 006	OP OF BLDGS - OT SALARIES NON-INSTR AP	8,866.00	730.53	7,214.55	81.37	1,651.45	0.00	1,651.45
01 2610 130 007	OP OF BLDGS - OT SALARIES NON-INSTR SE	4,171.00	15.76	2,647.36	63.47	1,523.64	0.00	1,523.64
01 2610 130 008	OP OF BLDGS - OT SALARIES NON-INSTR BSMS	10,013.00	0.00	7,706.17	76.96	2,306.83	0.00	2,306.83
01 2610 150 000	OP OF BLDGS - ADD'L COMP NON-INSTR DIST	525.00	308.92	420.38	80.07	104.62	0.00	104.62
01 2610 150 001	OP OF BLDGS - ADD'L COMP NON-INSTR BHS	286.00	19.14	229.46	80.23	56.54	0.00	56.54
01 2610 150 002	OP OF BLDGS - ADD'L COMP NON-INSTR BE	172.00	11.05	132.38	76.97	39.62	0.00	39.62
01 2610 150 003	OP OF BLDGS - ADD'L COMP NON-INSTR PC	249.00	309.20	749.64	301.06	(500.64)	0.00	(500.64)
01 2610 150 004	OP OF BLDGS - ADD'L COMP NON-INSTR HE	138.00	9.26	110.68	80.20	27.32	0.00	27.32
01 2610 150 005	OP OF BLDGS - ADD'L COMP NON-INSTR BMS	337.00	335.94	841.06	249.57	(504.06)	0.00	(504.06)
01 2610 150 006	OP OF BLDGS - ADD'L COMP NON-INSTR AP	166.00	11.11	133.10	80.18	32.90	0.00	32.90
01 2610 150 007	OP OF BLDGS - ADD'L COMP NON-INSTR SE	242.00	130.68	565.62	233.73	(323.62)	0.00	(323.62)
01 2610 150 008	OP OF BLDGS - ADD'L COMP NON-INSTR BSMS	189.00	12.64	151.46	80.14	37.54	0.00	37.54
01 2610 156 000	OP OF BLDGS - ADD'L COMP PROF NON-CER DI	262.00	0.00	0.00	0.00	262.00	0.00	262.00
01 2610 210 000	OP OF BLDGS - GROUP INS NON-INSTR DIST	67.00	2.70	31.58	47.13	35.42	0.00	35.42
01 2610 210 001	OP OF BLDGS - GROUP INS NON-INSTR BHS	11,311.00	867.66	10,411.92	92.05	899.08	0.00	899.08
01 2610 210 002	OP OF BLDGS - GROUP INS NON-INSTR BE	3,503.00	61.26	8,778.12	250.59	(5,275.12)	0.00	(5,275.12)
01 2610 210 003	OP OF BLDGS - GROUP INS NON-INSTR PC	11,248.00	865.56	10,386.72	92.34	861.28	0.00	861.28
01 2610 210 004	OP OF BLDGS - GROUP INS NON-INSTR HE	62.00	2.10	25.20	40.65	36.80	0.00	36.80
01 2610 210 005	OP OF BLDGS - GROUP INS NON-INSTR BMS	18,730.00	1,342.66	16,111.92	86.02	2,618.08	0.00	2,618.08
01 2610 210 006	OP OF BLDGS - GROUP INS NON-INSTR AP	11,248.00	865.56	10,386.72	92.34	861.28	0.00	861.28
01 2610 210 007	OP OF BLDGS - GROUP INS NON-INSTR SE	829.00	61.26	735.12	88.68	93.88	0.00	93.88
01 2610 210 008	OP OF BLDGS - GROUP INS NON-INSTR BSMS	829.00	61.26	735.12	88.68	93.88	0.00	93.88
01 2610 216 000	OP OF BLDGS - GROUP INS PROF NON-CER DIS	62.00	2.03	25.13	40.53	36.87	0.00	36.87
01 2610 220 000	OP OF BLDGS - SOC SEC NON-INSTR DIST	7,793.00	1,044.96	7,347.96	94.29	445.04	0.00	445.04
01 2610 220 001	OP OF BLDGS - SOC SEC NON-INSTR BHS	9,247.00	798.80	9,664.13	104.51	(417.13)	0.00	(417.13)
01 2610 220 002	OP OF BLDGS - SOC SEC NON-INSTR BE	5,779.00	507.44	5,269.80	91.19	509.20	0.00	509.20
01 2610 220 003	OP OF BLDGS - SOC SEC NON-INSTR PC	6,038.00	449.61	5,629.56	93.24	408.44	0.00	408.44

Account Number	Account Description	Revised Budget	Expended During Month	Expenditures to Date	% of Budget	Balance at EOM	P/ O Outstanding	Unencumbered Balance
01 2610 410 007	OP OF BLDGS - WATER & SEWER SE	0.00	0.00	0.00	0.00	0.00	0.00	0.00
01 2610 410 008	OP OF BLDGS - WATER & SEWER BSMS	0.00	0.00	0.00	0.00	0.00	0.00	0.00
01 2610 431 000	OP OF BLDGS - REPAIRS & MAINT DIST	30,000.00	1,126.93	31,414.63	104.72	(1,414.63)	0.00	(1,414.63)
01 2610 431 001	OP OF BLDGS - REPAIRS & MAINT BHS	350,000.00	26,145.59	130,434.63	42.02	219,565.37	16,639.80	202,925.57
01 2610 431 002	OP OF BLDGS - REPAIRS & MAINT BE	75,000.00	4,649.60	35,213.97	53.32	39,786.03	4,774.47	35,011.56
01 2610 431 003	OP OF BLDGS - REPAIRS & MAINT PC	30,000.00	959.87	11,916.30	61.50	18,083.70	6,532.48	11,551.22
01 2610 431 004	OP OF BLDGS - REPAIRS & MAINT HE	57,500.00	5,276.37	77,427.28	163.47	(19,927.28)	16,567.96	(36,495.24)
01 2610 431 005	OP OF BLDGS - REPAIRS & MAINT BMS	57,500.00	13,440.69	63,791.40	126.58	(6,291.40)	8,992.00	(15,283.40)
01 2610 431 006	OP OF BLDGS - REPAIRS & MAINT AP	15,000.00	9,296.87	36,972.73	246.48	(21,972.73)	0.00	(21,972.73)
01 2610 431 007	OP OF BLDGS - REPAIRS & MAINT SE	15,000.00	2,805.46	30,467.53	206.45	(15,467.53)	500.00	(15,967.53)
01 2610 431 008	OP OF BLDGS - REPAIRS & MAINT BSMS	15,000.00	204.00	646.75	4.31	14,353.25	0.00	14,353.25
01 2610 440 000	OP OF BLDGS - RENTALS DIST	188,000.00	13,453.70	163,548.29	86.99	24,451.71	0.00	24,451.71
01 2610 440 001	OP OF BLDGS - RENTALS BHS	10,000.00	0.00	0.00	0.00	10,000.00	0.00	10,000.00
01 2610 440 002	OP OF BLDGS - RENTALS BE	1,000.00	41.00	488.00	48.80	512.00	0.00	512.00
01 2610 440 003	OP OF BLDGS - RENTALS PC	1,000.00	0.00	0.00	0.00	1,000.00	0.00	1,000.00
01 2610 440 004	OP OF BLDGS - RENTALS HE	1,000.00	0.00	869.40	86.94	130.60	0.00	130.60
01 2610 440 005	OP OF BLDGS - RENTALS BMS	1,000.00	0.00	0.00	0.00	1,000.00	0.00	1,000.00
01 2610 440 006	OP OF BLDGS - RENTALS AP	1,000.00	0.00	0.00	0.00	1,000.00	0.00	1,000.00
01 2610 440 007	OP OF BLDGS - RENTALS SE	1,000.00	0.00	0.00	0.00	1,000.00	0.00	1,000.00
01 2610 440 008	OP OF BLDGS - RENTALS BSMS	1,000.00	0.00	0.00	0.00	1,000.00	0.00	1,000.00
01 2610 520 000	OP OF BLDGS - LIABILITY INS DIST	0.00	0.00	0.00	0.00	0.00	0.00	0.00
01 2610 520 001	OP OF BLDGS - LIABILITY INS BHS	0.00	49,824.87	49,824.87	0.00	(49,824.87)	0.00	(49,824.87)
01 2610 520 002	OP OF BLDGS - LIABILITY INS BE	0.00	49,824.87	49,824.87	0.00	(49,824.87)	0.00	(49,824.87)
01 2610 520 003	OP OF BLDGS - LIABILITY INS PC	0.00	49,824.87	49,824.87	0.00	(49,824.87)	0.00	(49,824.87)
01 2610 520 004	OP OF BLDGS - LIABILITY INS HE	0.00	49,824.87	49,824.87	0.00	(49,824.87)	0.00	(49,824.87)
01 2610 520 005	OP OF BLDGS - LIABILITY INS BMS	0.00	49,824.87	49,824.87	0.00	(49,824.87)	0.00	(49,824.87)
01 2610 520 006	OP OF BLDGS - LIABILITY INS AP	0.00	49,824.87	49,824.87	0.00	(49,824.87)	0.00	(49,824.87)
01 2610 520 007	OP OF BLDGS - LIABILITY INS SE	0.00	49,824.87	49,824.87	0.00	(49,824.87)	0.00	(49,824.87)
01 2610 520 008	OP OF BLDGS - LIABILITY INS BSMS	0.00	49,824.87	49,824.87	0.00	(49,824.87)	0.00	(49,824.87)
01 2610 530 000	OP OF BLDGS - TELEPHONE DIST	0.00	0.00	0.00	0.00	0.00	0.00	0.00
01 2610 530 001	OP OF BLDGS - TELEPHONE BHS	0.00	0.00	0.00	0.00	0.00	0.00	0.00
01 2610 530 002	OP OF BLDGS - TELEPHONE BE	0.00	0.00	0.00	0.00	0.00	0.00	0.00
01 2610 530 003	OP OF BLDGS - TELEPHONE PC	0.00	0.00	0.00	0.00	0.00	0.00	0.00
01 2610 530 004	OP OF BLDGS - TELEPHONE HE	0.00	0.00	0.00	0.00	0.00	0.00	0.00
01 2610 530 005	OP OF BLDGS - TELEPHONE BMS	0.00	0.00	0.00	0.00	0.00	0.00	0.00
01 2610 530 006	OP OF BLDGS - TELEPHONE AP	0.00	0.00	0.00	0.00	0.00	0.00	0.00
01 2610 530 007	OP OF BLDGS - TELEPHONE SE	0.00	0.00	0.00	0.00	0.00	0.00	0.00
01 2610 530 008	OP OF BLDGS - TELEPHONE BSMS	0.00	0.00	0.00	0.00	0.00	0.00	0.00
01 2610 531 000	OP OF BLDGS - POSTAGE DIST	25,000.00	0.00	8,986.70	35.95	16,013.30	0.00	16,013.30
01 2610 580 000	OP OF BLDGS - TRAVEL & MILEAGE DIST	200.00	0.00	0.00	0.00	200.00	0.00	200.00
01 2610 580 001	OP OF BLDGS - TRAVEL & MILEAGE BHS	250.00	22.40	324.64	129.86	(74.64)	0.00	(74.64)
01 2610 580 002	OP OF BLDGS - TRAVEL & MILEAGE BE	750.00	81.34	865.66	115.42	(115.66)	0.00	(115.66)
01 2610 580 003	OP OF BLDGS - TRAVEL & MILEAGE PC	2,000.00	114.10	1,348.21	67.41	651.79	0.00	651.79
01 2610 580 004	OP OF BLDGS - TRAVEL & MILEAGE HE	500.00	54.60	432.82	86.56	67.18	0.00	67.18
01 2610 580 005	OP OF BLDGS - TRAVEL & MILEAGE BMS	1,000.00	83.30	693.16	69.32	306.84	0.00	306.84
01 2610 580 006	OP OF BLDGS - TRAVEL & MILEAGE AP	1,200.00	109.20	757.16	63.10	442.84	0.00	442.84
01 2610 580 007	OP OF BLDGS - TRAVEL & MILEAGE SE	500.00	0.00	178.77	35.75	321.23	0.00	321.23
01 2610 580 008	OP OF BLDGS - TRAVEL & MILEAGE BSMS	2,000.00	135.10	1,372.04	68.60	627.96	0.00	627.96
01 2610 610 000	OP OF BLDGS - SUPPLIES DIST	15,000.00	1,197.36	10,885.26	74.57	4,114.74	300.00	3,814.74
01 2610 610 001	OP OF BLDGS - SUPPLIES BHS	55,000.00	4,596.25	54,504.01	103.78	495.99	2,576.18	(2,080.19)
01 2610 610 002	OP OF BLDGS - SUPPLIES BE	20,000.00	2,496.21	25,448.72	127.28	(5,448.72)	8.21	(5,456.93)
01 2610 610 003	OP OF BLDGS - SUPPLIES PC	20,000.00	5,884.46	23,193.24	115.97	(3,193.24)	0.00	(3,193.24)
01 2610 610 004	OP OF BLDGS - SUPPLIES HE	20,000.00	3,590.82	14,567.59	72.84	5,432.41	0.00	5,432.41
01 2610 610 005	OP OF BLDGS - SUPPLIES BMS	25,000.00	2,361.26	23,483.85	93.94	1,516.15	0.00	1,516.15
01 2610 610 006	OP OF BLDGS - SUPPLIES AP	20,000.00	1,431.84	11,640.64	58.20	8,359.36	0.00	8,359.36

Account Number	Account Description	Revised Budget	Expended During Month	Expenditures to Date	% of Budget	Balance at EOM	P/ O Outstanding	Unencumbered Balance
01 2610 610 007	OP OF BLDGS - SUPPLIES SE	20,000.00	1,423.12	13,421.51	67.53	6,578.49	83.93	6,494.56
01 2610 610 008	OP OF BLDGS - SUPPLIES BSMS	25,000.00	5,955.99	76,231.01	325.53	(51,231.01)	5,150.47	(56,381.48)
01 2610 621 000	OP OF BLDGS - UTILITY ENERGY DIST	25,000.00	2,690.00	30,551.76	122.21	(5,551.76)	0.00	(5,551.76)
01 2610 621 001	OP OF BLDGS - UTILITY ENERGY BHS	305,000.00	24,785.00	289,301.40	94.85	15,698.60	0.00	15,698.60
01 2610 621 002	OP OF BLDGS - UTILITY ENERGY BE	130,000.00	10,239.00	107,110.76	82.39	22,889.24	0.00	22,889.24
01 2610 621 003	OP OF BLDGS - UTILITY ENERGY PC	110,000.00	8,315.00	97,250.00	88.41	12,750.00	0.00	12,750.00
01 2610 621 004	OP OF BLDGS - UTILITY ENERGY HE	100,000.00	7,725.00	90,709.00	90.71	9,291.00	0.00	9,291.00
01 2610 621 005	OP OF BLDGS - UTILITY ENERGY BMS	140,000.00	11,592.00	134,550.00	96.11	5,450.00	0.00	5,450.00
01 2610 621 006	OP OF BLDGS - UTILITY ENERGY AP	100,000.00	7,527.00	86,870.00	86.87	13,130.00	0.00	13,130.00
01 2610 621 007	OP OF BLDGS - UTILITY ENERGY SE	115,000.00	9,334.00	111,634.00	97.07	3,366.00	0.00	3,366.00
01 2610 621 008	OP OF BLDGS - UTILITY ENERGY BSMS	200,000.00	16,167.00	189,065.00	94.53	10,935.00	0.00	10,935.00
01 2610 626 000	OP OF BLDGS - GAS & OIL DIST	10,000.00	892.10	7,887.59	78.88	2,112.41	0.00	2,112.41
01 2610 733 000	OP OF BLDGS - FURN & EQUIP DIST	0.00	26,167.00	36,229.78	0.00	(36,229.78)	0.00	(36,229.78)
01 2610 733 001	OP OF BLDGS - FURN & EQUIP BHS	0.00	0.00	162.60	0.00	(162.60)	0.00	(162.60)
01 2610 733 002	OP OF BLDGS - FURN & EQUIP BE	0.00	0.00	0.00	0.00	0.00	0.00	0.00
01 2610 733 003	OP OF BLDGS - FURN & EQUIP PC	0.00	0.00	5,592.25	0.00	(5,592.25)	0.00	(5,592.25)
01 2610 733 004	OP OF BLDGS - FURN & EQUIP HE	0.00	0.00	0.00	0.00	0.00	2,021.00	(2,021.00)
01 2610 733 005	OP OF BLDGS - FURN & EQUIP BMS	0.00	0.00	0.00	0.00	0.00	0.00	0.00
01 2610 733 006	OP OF BLDGS - FURN & EQUIP AP	0.00	0.00	0.00	0.00	0.00	0.00	0.00
01 2610 733 007	OP OF BLDGS - FURN & EQUIP SE	0.00	4,814.79	10,089.05	0.00	(10,089.05)	0.00	(10,089.05)
01 2610 733 008	OP OF BLDGS - FURN & EQUIP BSMS	0.00	0.00	0.00	0.00	0.00	0.00	0.00
01 2610 810 000	OP OF BLDGS - DUES & FEES DIST	5,000.00	400.00	11,965.00	239.30	(6,965.00)	0.00	(6,965.00)
01 2610 810 001	OP OF BLDGS - DUES & FEES BHS	15,000.00	0.00	0.00	0.00	15,000.00	0.00	15,000.00
01 2610 810 002	OP OF BLDGS - DUES & FEES BE	0.00	0.00	180.00	0.00	(180.00)	0.00	(180.00)
01 2610 810 003	OP OF BLDGS - DUES & FEES PC	0.00	0.00	5.00	0.00	(5.00)	0.00	(5.00)
01 2610 810 004	OP OF BLDGS - DUES & FEES HE	0.00	0.00	0.00	0.00	0.00	0.00	0.00
01 2610 810 005	OP OF BLDGS - DUES & FEES BMS	0.00	0.00	0.00	0.00	0.00	0.00	0.00
01 2610 810 006	OP OF BLDGS - DUES & FEES AP	0.00	0.00	0.00	0.00	0.00	0.00	0.00
01 2610 810 007	OP OF BLDGS - DUES & FEES SE	2,000.00	0.00	127.89	6.39	1,872.11	0.00	1,872.11
01 2610 810 008	OP OF BLDGS - DUES & FEES BSMS	0.00	0.00	36.00	0.00	(36.00)	0.00	(36.00)
01 2610 890 000	OP OF BLDGS - OTHER MISC DIST	500.00	0.00	563.66	112.73	(63.66)	0.00	(63.66)
01 2610 890 001	OP OF BLDGS - OTHER MISC BHS	0.00	0.00	0.00	0.00	0.00	0.00	0.00
01 2610 890 002	OP OF BLDGS - OTHER MISC BE	700.00	0.00	0.00	0.00	700.00	0.00	700.00
01 2610 890 003	OP OF BLDGS - OTHER MISC PC	50.00	24.98	136.68	289.36	(86.68)	8.00	(94.68)
01 2610 890 004	OP OF BLDGS - OTHER MISC HE	0.00	0.00	0.00	0.00	0.00	0.00	0.00
01 2610 890 005	OP OF BLDGS - OTHER MISC BMS	0.00	0.00	0.00	0.00	0.00	0.00	0.00
01 2610 890 006	OP OF BLDGS - OTHER MISC AP	0.00	0.00	0.00	0.00	0.00	0.00	0.00
01 2610 890 007	OP OF BLDGS - OTHER MISC SE	0.00	0.00	0.00	0.00	0.00	0.00	0.00
01 2610 890 008	OP OF BLDGS - OTHER MISC BSMS	0.00	0.00	0.00	0.00	0.00	0.00	0.00
2610	OP OF BLDGS	3,479,871.00	732,665.53	3,537,963.99	103.52	(58,092.99)	64,422.27	(122,515.26)
2620	MAINT OF BLDGS							
01 2620 340 000	MAINT OF BLDGS - CONTR SERVICES DIST	180,000.00	81,132.43	197,510.83	109.73	(17,510.83)	0.00	(17,510.83)
01 2620 340 001	MAINT OF BLDGS - CONTR SERVICES BHS	120,000.00	114,040.56	147,385.22	123.20	(27,385.22)	450.00	(27,835.22)
01 2620 340 002	MAINT OF BLDGS - CONTR SERVICES BE	52,500.00	4,948.98	35,554.90	67.72	16,945.10	0.00	16,945.10
01 2620 340 003	MAINT OF BLDGS - CONTR SERVICES PC	25,000.00	5,085.60	21,113.61	84.45	3,886.39	0.00	3,886.39
01 2620 340 004	MAINT OF BLDGS - CONTR SERVICES HE	25,000.00	6,651.75	21,445.63	85.78	3,554.37	0.00	3,554.37
01 2620 340 005	MAINT OF BLDGS - CONTR SERVICES BMS	40,000.00	23,155.48	39,664.55	99.16	335.45	0.00	335.45
01 2620 340 006	MAINT OF BLDGS - CONTR SERVICES AP	25,000.00	1,011.81	19,385.61	77.54	5,614.39	0.00	5,614.39
01 2620 340 007	MAINT OF BLDGS - CONTR SERVICES SE	25,000.00	1,063.05	17,911.51	71.65	7,088.49	0.00	7,088.49
01 2620 340 008	MAINT OF BLDGS - CONTR SERVICES BSMS	52,500.00	1,316.53	24,034.14	45.78	28,465.86	0.00	28,465.86
01 2620 420 000	MAINT OF BLDGS - CLEANING SERVICES DIST	23,000.00	1,359.00	16,308.00	70.90	6,692.00	0.00	6,692.00
01 2620 420 001	MAINT OF BLDGS - CLEANING SERVICES BHS	258,000.00	20,718.61	250,673.07	97.16	7,326.93	0.00	7,326.93
01 2620 420 002	MAINT OF BLDGS - CLEANING SERVICES BE	91,000.00	7,299.52	87,594.24	96.26	3,405.76	0.00	3,405.76
01 2620 420 003	MAINT OF BLDGS - CLEANING SERVICES PC	94,000.00	7,551.79	90,621.48	96.41	3,378.52	0.00	3,378.52
01 2620 420 004	MAINT OF BLDGS - CLEANING SERVICES HE	87,000.00	7,030.98	84,371.76	96.98	2,628.24	0.00	2,628.24

Account Number	Account Description	Revised Budget	Expended During Month	Expenditures to Date	% of Budget	Balance at EOM	P/ O Outstanding	Unencumbered Balance
01 2660 733 003	SECURITY - FURN & FIXTURES PC	0.00	0.00	0.00	0.00	0.00	0.00	0.00
01 2660 733 004	SECURITY - FURN & FIXTURES HE	0.00	0.00	0.00	0.00	0.00	0.00	0.00
01 2660 733 005	SECURITY - FURN & FIXTURES BMS	0.00	0.00	0.00	0.00	0.00	0.00	0.00
01 2660 733 006	SECURITY - FURN & FIXTURES AP	0.00	0.00	0.00	0.00	0.00	0.00	0.00
01 2660 733 007	SECURITY - FURN & FIXTURES SE	0.00	0.00	0.00	0.00	0.00	0.00	0.00
01 2660 733 008	SECURITY - FURN & FIXTURES BSMS	0.00	0.00	0.00	0.00	0.00	0.00	0.00
2660 SECURITY		104,500.00	8,713.59	86,823.45	106.79	17,676.55	24,775.09	(7,098.54)
2710	REGULAR PUPIL TRANSPORTATION							
01 2710 110 000	REG TRANSP - SALARIES NON-INSTR	335,447.00	5,012.21	333,054.47	99.29	2,392.53	0.00	2,392.53
01 2710 120 000	REG TRANSP - SUBS NON-INSTR	0.00	0.00	0.00	0.00	0.00	0.00	0.00
01 2710 130 000	REG TRANSP - OT SALARIES NON-INSTR	11,198.00	27.14	13,468.23	120.27	(2,270.23)	0.00	(2,270.23)
01 2710 150 000	REG TRANSP - ADD'L COMP NON-INSTR	100.00	6.68	1,080.16	1,080.16	(980.16)	0.00	(980.16)
01 2710 210 000	REG TRANSP - GROUP INS NON-INSTR	4,546.00	18.37	5,149.82	113.28	(603.82)	0.00	(603.82)
01 2710 220 000	REG TRANSP - SOC SEC NON-INSTR	27,346.00	413.26	26,898.15	98.36	447.85	0.00	447.85
01 2710 230 000	REG TRANSP - RETIREMENT NON-INSTR	24,538.00	370.39	24,859.17	101.31	(321.17)	0.00	(321.17)
01 2710 237 000	REG TRANSP - INCR RET CONTR	8,439.00	36.77	8,350.17	98.95	88.83	0.00	88.83
01 2710 280 000	REG TRANSP - HEALTH BEN NON-INSTR DIST	4,501.00	356.25	4,275.00	94.98	226.00	0.00	226.00
01 2710 332 000	REG TRANSP - MILEAGE TO PARENTS	1,000.00	0.00	0.00	0.00	1,000.00	0.00	1,000.00
01 2710 340 000	REG TRANSP - OTHER PROF SERVICES	1,000.00	0.00	0.00	0.00	1,000.00	0.00	1,000.00
01 2710 490 000	REG TRANSP - REPAIRS & MAINT	148,000.00	44,136.01	144,483.00	98.58	3,517.00	1,411.29	2,105.71
01 2710 510 000	REG TRANSP - CONTR STUDENT TRANSP	0.00	0.00	0.00	0.00	0.00	0.00	0.00
01 2710 510 001	REG TRANSP - CONTR STUDENT TRANSP BHS	0.00	0.00	0.00	0.00	0.00	0.00	0.00
01 2710 519 000	REG TRANSP - ST TRANSP OTHER SOURCES	330,000.00	0.00	279,810.51	84.79	50,189.49	0.00	50,189.49
01 2710 519 001	REG TRANSP - ST TRANSP OTHER SOURCES BHS	6,000.00	0.00	257.50	4.29	5,742.50	0.00	5,742.50
01 2710 610 000	REG TRANSP - SUPPLIES	15,000.00	808.78	16,885.64	123.78	(1,885.64)	1,680.72	(3,566.36)
01 2710 626 000	REG TRANSP - GAS & OIL	95,000.00	1,247.14	85,731.79	90.24	9,268.21	0.00	9,268.21
01 2710 732 000	REG TRANSP - VEHICLE ACQUISITION	100,000.00	100,000.00	100,500.00	100.50	(500.00)	0.00	(500.00)
01 2710 810 000	REG TRANSP - DUES & FEES	25,000.00	15,573.90	22,992.23	91.97	2,007.77	0.00	2,007.77
01 2710 890 000	REG TRANSP - OTHER MISC	0.00	0.00	0.00	0.00	0.00	13.70	(13.70)
2710	REGULAR PUPIL TRANSPORTATION	1,137,115.00	168,006.90	1,067,795.84	94.18	69,319.16	3,105.71	66,213.45
2712	SCHOOL AGE SPEC ED TRANSPORT							
01 2712 110 000	SPED TRANSP - SALARIES NON-INSTR	215,599.00	644.91	212,283.65	98.46	3,315.35	0.00	3,315.35
01 2712 112 000	SPED TRANSP - SALARIES INSTR AIDES	13,301.00	0.00	13,020.82	97.89	280.18	0.00	280.18
01 2712 120 000	SPED TRANSP - SUB NON-INSTR	0.00	0.00	0.00	0.00	0.00	0.00	0.00
01 2712 130 000	SPED TRANSP - OT SALARIES NON-INSTR	267.00	0.00	1,352.35	506.50	(1,085.35)	0.00	(1,085.35)
01 2712 150 000	SPED TRANSP - ADD'L COMP NON-INSTR	4,977.00	0.00	963.13	19.35	4,013.87	0.00	4,013.87
01 2712 152 000	SPED TRANSP - ADD'L COMP INSTR AIDES	34.00	0.00	27.38	80.53	6.62	0.00	6.62
01 2712 210 000	SPED TRANSP - GROUP INS NON-INSTR	3,430.00	1,303.52	15,408.68	449.23	(11,978.68)	0.00	(11,978.68)
01 2712 212 000	SPED TRANSP - GROUP INS INSTR AIDES	4,168.00	322.93	3,875.12	92.97	292.88	0.00	292.88
01 2712 220 000	SPED TRANSP - SOC SEC NON-INSTR	18,268.00	125.86	17,304.05	94.72	963.95	0.00	963.95
01 2712 222 000	SPED TRANSP - SOC SEC INSTR AIDES	1,036.00	0.00	998.19	96.35	37.81	0.00	37.81
01 2712 230 000	SPED TRANSP - RETIREMENT NON-INSTR	15,953.00	47.41	15,752.11	98.74	200.89	0.00	200.89
01 2712 232 000	SPED TRANSP - RETIREMENT INSTR AIDES	979.00	0.00	957.02	97.75	21.98	0.00	21.98
01 2712 237 000	SPED TRANSP - INCR RET CONTR	5,823.00	4.72	5,670.02	97.37	152.98	0.00	152.98
01 2712 280 000	SPED TRANSP - HEALTH BEN NON-INSTR	13,316.00	1,000.00	11,750.00	88.24	1,566.00	0.00	1,566.00
01 2712 332 000	SPED TRANSP - MILEAGE TO PARENTS	0.00	0.00	0.00	0.00	0.00	0.00	0.00
01 2712 490 000	SPED TRANSP - REPAIRS & MAINT	25,000.00	1,442.59	24,724.34	98.90	275.66	0.00	275.66
01 2712 519 000	SPED TRANSP - ST TRANSP OTHER SOURCES	89,000.00	246.00	52,396.00	58.87	36,604.00	0.00	36,604.00
01 2712 610 000	SPED TRANSP - SUPPLIES	0.00	0.00	0.00	0.00	0.00	0.00	0.00
01 2712 626 000	SPED TRANSP - GAS & OIL	35,000.00	69.73	24,037.37	68.68	10,962.63	0.00	10,962.63
01 2712 732 000	SPED TRANSP - VEHICLE ACQUISITION	0.00	0.00	0.00	0.00	0.00	0.00	0.00
01 2712 890 000	SPED TRANSP - OTHER MISC	0.00	0.00	1,160.71	0.00	(1,160.71)	0.00	(1,160.71)
2712	SCHOOL AGE SPEC ED TRANSPORT	446,151.00	5,207.67	401,680.94	90.03	44,470.06	0.00	44,470.06
3400	CATEGORICAL GRANTS FROM CORPORATIONS & O							

Account Number	Account Description	Revised Budget	Expended During Month	Expenditures to Date	% of Budget	Balance at EOM	P/ O Outstanding	Unencumbered Balance
01 3535 281 006	HAL - HEALTH TEACHERS AP	3,001.00	0.00	2,375.00	79.14	626.00	0.00	626.00
01 3535 281 007	HAL - HEALTH TEACHERS SE	0.00	0.00	0.00	0.00	0.00	0.00	0.00
01 3535 281 008	HAL - HEALTH BEN TEACHERS BSMS	0.00	0.00	0.00	0.00	0.00	0.00	0.00
01 3535 580 000	HAL - TRAVEL & MILEAGE DIST	2,000.00	0.00	1,608.67	80.43	391.33	0.00	391.33
01 3535 580 002	HAL - TRAVEL & MILEAGE BE	0.00	0.00	0.00	0.00	0.00	0.00	0.00
01 3535 580 003	HAL - TRAVEL & MILEAGE PC	0.00	0.00	0.00	0.00	0.00	0.00	0.00
01 3535 580 004	HAL - TRAVEL & MILEAGE HE	0.00	0.00	0.00	0.00	0.00	0.00	0.00
01 3535 580 005	HAL - TRAVEL & MILEAGE BMS	0.00	0.00	0.00	0.00	0.00	0.00	0.00
01 3535 580 006	HAL - TRAVEL & MILEAGE AP	0.00	0.00	0.00	0.00	0.00	0.00	0.00
01 3535 580 007	HAL - TRAVEL & MILEAGE SE	0.00	0.00	0.00	0.00	0.00	0.00	0.00
01 3535 580 008	HAL - TRAVEL & MILEAGE BSMS	0.00	0.00	0.00	0.00	0.00	0.00	0.00
01 3535 610 000	HAL - SUPPLIES DIST	2,500.00	0.00	4,493.90	190.08	(1,993.90)	258.00	(2,251.90)
01 3535 640 000	HAL - BOOKS & PER DIST	0.00	0.00	0.00	0.00	0.00	0.00	0.00
01 3535 733 002	HAL - FURN & EQUIP BE	0.00	0.00	0.00	0.00	0.00	0.00	0.00
01 3535 733 003	HAL - FURN & EQUIP PC	0.00	0.00	0.00	0.00	0.00	0.00	0.00
01 3535 733 004	HAL - FURN & EQUIP HE	0.00	0.00	0.00	0.00	0.00	0.00	0.00
01 3535 733 005	HAL - FURN & EQUIP BMS	0.00	0.00	0.00	0.00	0.00	0.00	0.00
01 3535 733 006	HAL - FURN & EQUIP AP	0.00	0.00	0.00	0.00	0.00	0.00	0.00
01 3535 733 007	HAL - FURN & EQUIP SE	0.00	0.00	0.00	0.00	0.00	0.00	0.00
01 3535 733 008	HAL - FURN & EQUIP BSMS	0.00	0.00	0.00	0.00	0.00	0.00	0.00
01 3535 734 002	HAL - HARDWARE BE	0.00	0.00	0.00	0.00	0.00	0.00	0.00
01 3535 734 003	HAL - HARDWARE PC	0.00	0.00	0.00	0.00	0.00	0.00	0.00
01 3535 734 004	HAL - HARDWARE HE	0.00	0.00	0.00	0.00	0.00	0.00	0.00
01 3535 734 005	HAL - HARDWARE BMS	0.00	0.00	0.00	0.00	0.00	0.00	0.00
01 3535 734 006	HAL - HARDWARE AP	0.00	0.00	0.00	0.00	0.00	0.00	0.00
01 3535 734 007	HAL - HARDWARE SE	0.00	0.00	0.00	0.00	0.00	0.00	0.00
01 3535 734 008	HAL - HARDWARE BSMS	0.00	0.00	0.00	0.00	0.00	0.00	0.00
01 3535 735 002	HAL - SOFTWARE BE	0.00	0.00	0.00	0.00	0.00	0.00	0.00
01 3535 735 003	HAL - SOFTWARE PC	0.00	0.00	0.00	0.00	0.00	0.00	0.00
01 3535 735 004	HAL - SOFTWARE HE	0.00	0.00	0.00	0.00	0.00	0.00	0.00
01 3535 735 005	HAL - SOFTWARE BMS	0.00	0.00	0.00	0.00	0.00	0.00	0.00
01 3535 735 006	HAL - SOFTWARE AP	0.00	0.00	0.00	0.00	0.00	0.00	0.00
01 3535 735 007	HAL - SOFTWARE SE	0.00	0.00	0.00	0.00	0.00	0.00	0.00
01 3535 735 008	HAL - SOFTWARE BSMS	0.00	0.00	0.00	0.00	0.00	0.00	0.00
01 3535 810 000	HAL - DUES & FEES DIST	3,000.00	0.00	2,107.86	112.66	892.14	1,272.00	(379.86)
01 3535 810 001	HAL - DUES & FEES BHS	0.00	0.00	0.00	0.00	0.00	0.00	0.00
01 3535 810 002	HAL - DUES & FEES BE	0.00	0.00	0.00	0.00	0.00	0.00	0.00
01 3535 810 003	HAL - DUES & FEES PC	0.00	0.00	0.00	0.00	0.00	0.00	0.00
01 3535 810 004	HAL - DUES & FEES HE	0.00	0.00	0.00	0.00	0.00	0.00	0.00
01 3535 810 005	HAL - DUES & FEES BMS	0.00	0.00	0.00	0.00	0.00	0.00	0.00
01 3535 810 006	HAL - DUES & FEES AP	0.00	0.00	0.00	0.00	0.00	0.00	0.00
01 3535 810 007	HAL - DUES & FEES SE	0.00	0.00	0.00	0.00	0.00	0.00	0.00
01 3535 810 008	HAL - DUES & FEES BSMS	0.00	0.00	0.00	0.00	0.00	0.00	0.00
01 3535 890 001	HAL - OTHER MISC BHS	0.00	0.00	0.00	0.00	0.00	0.00	0.00
01 3535 890 002	HAL - OTHER MISC BE	0.00	0.00	0.00	0.00	0.00	0.00	0.00
01 3535 890 003	HAL - OTHER MISC PC	0.00	0.00	0.00	0.00	0.00	0.00	0.00
01 3535 890 004	HAL - OTHER MISC HE	0.00	0.00	0.00	0.00	0.00	0.00	0.00
01 3535 890 005	HAL - OTHER MISC BMS	0.00	0.00	0.00	0.00	0.00	0.00	0.00
01 3535 890 006	HAL - OTHER MISC AP	0.00	0.00	0.00	0.00	0.00	0.00	0.00
01 3535 890 007	HAL - OTHER MISC SE	0.00	0.00	0.00	0.00	0.00	0.00	0.00
01 3535 890 008	HAL - OTHER MISC BSMS	0.00	0.00	0.00	0.00	0.00	0.00	0.00
3535	HIGH ABILITY LEARNERS	204,520.00	27,345.97	318,902.17	156.68	(114,382.17)	1,530.00	(115,912.17)
3551	CAREER EDUCATION							
01 3551 610 001	CAREER ED - SUPPLIES BHS	10,000.00	0.00	5,430.68	54.31	4,569.32	0.00	4,569.32

Account Number	Account Description	Revised Budget	Expended During Month	Expenditures to Date	% of Budget	Balance at EOM	P/ O Outstanding	Unencumbered Balance
01 6408 640 003	IDEA E/P - BOOKS & PER PC	0.00	0.00	0.00	0.00	0.00	0.00	0.00
01 6408 640 004	IDEA E/P - BOOKS & PER HE	0.00	0.00	0.00	0.00	0.00	0.00	0.00
01 6408 640 006	IDEA E/P - BOOKS & PER AP	0.00	0.00	0.00	0.00	0.00	0.00	0.00
01 6408 650 001	IDEA E/P - SUPPLIES TECH-REL BHS	0.00	0.00	0.00	0.00	0.00	0.00	0.00
01 6408 650 002	IDEA E/P - SUPPLIES TECH-REL BE	0.00	0.00	0.00	0.00	0.00	0.00	0.00
01 6408 650 003	IDEA E/P - SUPPLIES TECH-REL PC	0.00	0.00	0.00	0.00	0.00	0.00	0.00
01 6408 650 004	IDEA E/P - SUPPLIES TECH-REL HE	0.00	0.00	0.00	0.00	0.00	0.00	0.00
01 6408 650 006	IDEA E/P - SUPPLIES TECH-REL AP	0.00	0.00	0.00	0.00	0.00	0.00	0.00
01 6408 733 001	IDEA E/P - FURN & EQUIP BHS	0.00	0.00	0.00	0.00	0.00	0.00	0.00
01 6408 733 002	IDEA E/P - FURN & EQUIP BE	0.00	0.00	0.00	0.00	0.00	0.00	0.00
01 6408 733 003	IDEA E/P - FURN & EQUIP PC	0.00	0.00	0.00	0.00	0.00	0.00	0.00
01 6408 733 004	IDEA E/P - FURN & EQUIP HE	0.00	0.00	0.00	0.00	0.00	0.00	0.00
01 6408 733 006	IDEA E/P - FURN & EQUIP AP	0.00	0.00	0.00	0.00	0.00	0.00	0.00
01 6408 734 001	IDEA E/P - HARDWARE BHS	0.00	0.00	0.00	0.00	0.00	0.00	0.00
01 6408 734 002	IDEA E/P - HARDWARE BE	0.00	0.00	0.00	0.00	0.00	0.00	0.00
01 6408 734 003	IDEA E/P - HARDWARE PC	0.00	0.00	0.00	0.00	0.00	0.00	0.00
01 6408 734 004	IDEA E/P - HARDWARE HE	0.00	0.00	0.00	0.00	0.00	0.00	0.00
01 6408 734 006	IDEA E/P - HARDWARE AP	0.00	0.00	0.00	0.00	0.00	0.00	0.00
01 6408 735 001	IDEA E/P - SOFTWARE BHS	0.00	0.00	0.00	0.00	0.00	0.00	0.00
01 6408 735 002	IDEA E/P - SOFTWARE BE	0.00	0.00	0.00	0.00	0.00	0.00	0.00
01 6408 735 003	IDEA E/P - SOFTWARE PC	0.00	0.00	0.00	0.00	0.00	0.00	0.00
01 6408 735 004	IDEA E/P - SOFTWARE HE	0.00	0.00	0.00	0.00	0.00	0.00	0.00
01 6408 735 006	IDEA E/P - SOFTWARE AP	0.00	0.00	0.00	0.00	0.00	0.00	0.00
01 6408 810 001	IDEA E/P - DUES & FEES BHS	0.00	0.00	0.00	0.00	0.00	0.00	0.00
01 6408 810 002	IDEA E/P - DUES & FEES BE	0.00	0.00	0.00	0.00	0.00	0.00	0.00
01 6408 810 003	IDEA E/P - DUES & FEES PC	0.00	0.00	0.00	0.00	0.00	0.00	0.00
01 6408 810 004	IDEA E/P - DUES & FEES HE	0.00	0.00	0.00	0.00	0.00	0.00	0.00
01 6408 810 006	IDEA E/P - DUES & FEES AP	0.00	0.00	0.00	0.00	0.00	0.00	0.00
01 6408 890 001	IDEA E/P - OTHER MISC BHS	0.00	0.00	0.00	0.00	0.00	0.00	0.00
01 6408 890 002	IDEA E/P - OTHER MISC BE	0.00	0.00	0.00	0.00	0.00	0.00	0.00
01 6408 890 003	IDEA E/P - OTHER MISC PC	0.00	0.00	0.00	0.00	0.00	0.00	0.00
01 6408 890 004	IDEA E/P - OTHER MISC HE	0.00	0.00	0.00	0.00	0.00	0.00	0.00
01 6408 890 006	IDEA E/P - OTHER MISC AP	0.00	0.00	0.00	0.00	0.00	0.00	0.00
6408	IDEA PART B-611-BASE-EP	604,079.00	48,968.11	689,288.31	114.11	(85,209.31)	0.00	(85,209.31)
6412	IDEA PART B PROPORTIONATE SHARE							
01 6412 111 000	IDEA B PRO SHARE - SALARIES TEACHERS DIST	0.00	0.00	0.00	0.00	0.00	0.00	0.00
01 6412 111 002	IDEA B PRO SHARE - SALARIES TEACHERS BE	0.00	0.00	0.00	0.00	0.00	0.00	0.00
01 6412 111 004	IDEA B PRO SHARE - SALARIES TEACHERS HE	0.00	0.00	0.00	0.00	0.00	0.00	0.00
01 6412 111 006	IDEA B PRO SHARE - SALARIES TEACHERS AP	8,624.00	847.56	10,170.71	117.93	(1,546.71)	0.00	(1,546.71)
01 6412 111 007	IDEA B PRO SHARE - SALARIES TEACHERS SE	6,321.00	794.57	9,534.95	150.85	(3,213.95)	0.00	(3,213.95)
01 6412 151 000	IDEA B PRO SHARE - ADD'L COMP TEACHERS DIST	19.00	0.00	0.00	0.00	19.00	0.00	19.00
01 6412 211 000	IDEA B PRO SHARE - GROUP INS TEACHERS DIST	0.00	0.00	0.00	0.00	0.00	0.00	0.00
01 6412 211 002	IDEA B PRO SHARE - GROUP INS TEACHERS BE	0.00	0.00	0.00	0.00	0.00	0.00	0.00
01 6412 211 004	IDEA B PRO SHARE - GROUP INS TEACHERS HE	0.00	0.00	0.00	0.00	0.00	0.00	0.00
01 6412 211 006	IDEA B PRO SHARE - GROUP INS TEACHERS/PROF AP	3,212.00	349.37	4,203.12	130.86	(991.12)	0.00	(991.12)
01 6412 211 007	IDEA B PRO SHARE - GROUP INS TEACHERS/PROF SE	7.00	0.31	3.82	54.57	3.18	0.00	3.18
01 6412 221 000	IDEA B PRO SHARE - SOC SEC TEACHERS DIST	1.00	0.00	0.00	0.00	1.00	0.00	1.00
01 6412 221 002	IDEA B PRO SHARE - SOC SEC TEACHERS BE	0.00	0.00	0.00	0.00	0.00	0.00	0.00
01 6412 221 004	IDEA B PRO SHARE - SOC SEC TEACHERS HE	0.00	0.00	0.00	0.00	0.00	0.00	0.00
01 6412 221 006	IDEA B PRO SHARE - SOC SEC TEACHERS/PROF AP	660.00	61.67	739.84	112.10	(79.84)	0.00	(79.84)
01 6412 221 007	IDEA B PRO SHARE - SOC SEC TEACHERS/PROF SE	492.00	60.78	729.36	148.24	(237.36)	0.00	(237.36)
01 6412 231 000	IDEA B PRO SHARE - RETIREMENT TEACHERS DIST	0.00	0.00	0.00	0.00	0.00	0.00	0.00
01 6412 231 002	IDEA B PRO SHARE - RETIREMENT TEACHERS BE	0.00	0.00	0.00	0.00	0.00	0.00	0.00
01 6412 231 004	IDEA B PRO SHARE - RETIREMENT TEACHERS HE	0.00	0.00	0.00	0.00	0.00	0.00	0.00
01 6412 231 006	IDEA B PRO SHARE - RETIREMENT TEACHERS/PROF AP	635.00	62.30	748.55	117.88	(113.55)	0.00	(113.55)

Account Number	Account Description	Revised Budget	Expended During Month	Expenditures to Date	% of Budget	Balance at EOM	P/ O Outstanding	Unencumbered Balance
6423	IDEA ARP NonPublic	0.00	0.00	0.00	0.00	0.00	0.00	0.00
6700	FED VOC & APP TECH ED (CARL PERKINS)							
01 6700 111 001 011	PERKINS - SALARIES TEACHERS BHS	0.00	0.00	0.00	0.00	0.00	0.00	0.00
01 6700 221 001	PERKINS - SOC SEC TEACHERS BHS	0.00	0.00	0.00	0.00	0.00	0.00	0.00
01 6700 231 001 011	PERKINS - RETIREMENT TEACHERS BHS	0.00	0.00	0.00	0.00	0.00	0.00	0.00
01 6700 237 001 011	PERKINS - INCR RET CONTR BHS	0.00	0.00	0.00	0.00	0.00	0.00	0.00
01 6700 890 001 011	PERKINS - OTHER MISC BHS	200.00	0.00	0.00	0.00	200.00	0.00	200.00
6700	FED VOC & APP TECH ED (CARL PERKINS)	200.00	0.00	0.00	0.00	200.00	0.00	200.00
6925	TITLE III ESSA - LIMITED ENG PROF GRANT							
01 6925 111 002	TITLE III ESSA ELL - SALARIES TEACHER BE	0.00	0.00	0.00	0.00	0.00	0.00	0.00
01 6925 111 006	TITLE III ESSA ELL - SALARIES TEACHER AP	0.00	0.00	0.00	0.00	0.00	0.00	0.00
01 6925 610 000	TITLE III ESSA ELL - SUPPLIES DIST	0.00	0.00	240.24	0.00	(240.24)	0.00	(240.24)
01 6925 610 002	TITLE III ESSA ELL - SUPPLIES BE	0.00	0.00	0.00	0.00	0.00	0.00	0.00
01 6925 610 006	TITLE III ESSA ELL - SUPPLIES AP	0.00	0.00	0.00	0.00	0.00	0.00	0.00
6925	TITLE III ESSA - LIMITED ENG PROF GRANT	0.00	0.00	240.24	0.00	(240.24)	0.00	(240.24)
6926	TITLE III ESSA - IMMIGRANT EDUCATION							
01 6926 610 000	TITLE III ESSA IMMIGRANT - SUPPLIES DIST	0.00	0.00	0.00	0.00	0.00	0.00	0.00
6926	TITLE III ESSA - IMMIGRANT EDUCATION	0.00	0.00	0.00	0.00	0.00	0.00	0.00
6990	OTHER FED CATEGORICAL RECEIPTS							
01 6990 610 002	TITLE III ESSA IMMIGRANT - SUPPLIES BE	0.00	0.00	0.00	0.00	0.00	0.00	0.00
01 6990 610 006	TITLE III ESSA IMMIGRANT - SUPPLIES AP	0.00	0.00	0.00	0.00	0.00	0.00	0.00
6990	OTHER FED CATEGORICAL RECEIPTS	0.00	0.00	0.00	0.00	0.00	0.00	0.00
8000	TRANSFERS (OUTGOING)							
01 8000 912 001	TRANSFERS TO SCHOOL NUTRITION FUND BHS	0.00	0.00	0.00	0.00	0.00	0.00	0.00
01 8000 912 002	TRANSFERS TO SCHOOL NUTRITION FUND BE	0.00	0.00	0.00	0.00	0.00	0.00	0.00
01 8000 912 003	TRANSFERS TO SCHOOL NUTRITION FUND PC	0.00	0.00	0.00	0.00	0.00	0.00	0.00
01 8000 912 004	TRANSFERS TO SCHOOL NUTRITION FUND HE	0.00	0.00	0.00	0.00	0.00	0.00	0.00
01 8000 912 006	TRANSFERS TO SCHOOL NUTRITION FUND AP	0.00	0.00	0.00	0.00	0.00	0.00	0.00
01 8000 913 001	TRANSFERS TO ACTIVITY FUND BHS	50,000.00	54,000.00	54,000.00	108.00	(4,000.00)	0.00	(4,000.00)
01 8000 913 002	TRANSFERS TO ACTIVITY FUND BE	0.00	0.00	0.00	0.00	0.00	0.00	0.00
01 8000 913 003	TRANSFERS TO ACTIVITY FUND PC	0.00	0.00	0.00	0.00	0.00	0.00	0.00
01 8000 913 004	TRANSFERS TO ACTIVITY FUND HE	0.00	0.00	0.00	0.00	0.00	0.00	0.00
01 8000 913 005	TRANSFERS TO ACTIVITY FUND BMS	12,500.00	12,500.00	12,500.00	100.00	0.00	0.00	0.00
01 8000 913 006	TRANSFERS TO ACTIVITY FUND AP	0.00	0.00	0.00	0.00	0.00	0.00	0.00
01 8000 913 007	TRANSFERS TO ACTIVITY FUND SE	0.00	0.00	0.00	0.00	0.00	0.00	0.00
01 8000 913 008	TRANSFERS TO ACTIVITY FUND BSMS	12,500.00	12,500.00	12,500.00	100.00	0.00	0.00	0.00
8000	TRANSFERS (OUTGOING)	75,000.00	79,000.00	79,000.00	105.33	(4,000.00)	0.00	(4,000.00)
9000	NON-PROGRAM EXPENDITURES							
01 9000 890 000	NON-PROG EXP - OTHER MISC DIST	0.00	0.00	0.00	0.00	0.00	0.00	0.00
01 9000 890 001	NON-PROG EXP - OTHER MISC BHS	0.00	0.00	0.00	0.00	0.00	0.00	0.00
01 9000 890 002	NON-PROG EXP - OTHER MISC BE	0.00	0.00	0.00	0.00	0.00	0.00	0.00
01 9000 890 003	NON-PROG EXP - OTHER MISC PC	0.00	0.00	0.00	0.00	0.00	0.00	0.00
01 9000 890 004	NON-PROG EXP - OTHER MISC HE	0.00	0.00	0.00	0.00	0.00	0.00	0.00
01 9000 890 005	NON-PROG EXP - OTHER MISC BMS	0.00	0.00	0.00	0.00	0.00	0.00	0.00
01 9000 890 006	NON-PROG EXP - OTHER MISC AP	0.00	0.00	0.00	0.00	0.00	0.00	0.00
01 9000 890 007	NON-PROG EXP - OTHER MISC SE	0.00	0.00	0.00	0.00	0.00	0.00	0.00
01 9000 890 008	NON-PROG EXP - OTHER MISC BSMS	0.00	0.00	0.00	0.00	0.00	0.00	0.00
9000	NON-PROGRAM EXPENDITURES	0.00	0.00	0.00	0.00	0.00	0.00	0.00
01	GENERAL FUND CHECKING	54,871,784.00	6,983,792.56	54,016,086.60	98.84	855,697.40	216,870.85	638,826.55

Account Number	Account Description	Revised Budget	Expended During Month	Expenditures to Date	% of Budget	Balance at EOM	P/ O Outstanding	Unencumbered Balance
02	NUTRITION SERVICES							
3100	FOOD SERVICE OPERATIONS							
02 3100 110 000	SALARIES COOKS DIST	0.00	7,562.19	87,546.86	0.00	(87,546.86)	0.00	(87,546.86)
02 3100 110 001	SALARIES COOKS BHS	0.00	0.00	100,572.51	0.00	(100,572.51)	0.00	(100,572.51)
02 3100 110 002	SALARIES COOKS BE	0.00	0.00	62,601.22	0.00	(62,601.22)	0.00	(62,601.22)
02 3100 110 003	SALARIES COOKS PC	0.00	118.46	68,251.99	0.00	(68,251.99)	0.00	(68,251.99)
02 3100 110 004	SALARIES COOKS HE	0.00	0.00	59,158.45	0.00	(59,158.45)	0.00	(59,158.45)
02 3100 110 005	SALARIES COOKS BMS	0.00	0.00	85,927.25	0.00	(85,927.25)	0.00	(85,927.25)
02 3100 110 006	SALARIES COOKS AP	0.00	67.26	67,173.47	0.00	(67,173.47)	0.00	(67,173.47)
02 3100 110 007	SALARIES COOKS SE	0.00	47.71	52,129.43	0.00	(52,129.43)	0.00	(52,129.43)
02 3100 110 008	SALARIES COOKS BSMS	0.00	116.77	89,921.90	0.00	(89,921.90)	0.00	(89,921.90)
02 3100 120 001	SUB COOK SALARIES BHS	0.00	0.00	31,051.18	0.00	(31,051.18)	0.00	(31,051.18)
02 3100 120 002	SUB COOK SALARIES BE	0.00	0.00	3,044.71	0.00	(3,044.71)	0.00	(3,044.71)
02 3100 120 003	SUB COOK SALARIES PC	0.00	0.00	8,811.95	0.00	(8,811.95)	0.00	(8,811.95)
02 3100 120 004	SUB COOK SALARIES HE	0.00	0.00	9,690.11	0.00	(9,690.11)	0.00	(9,690.11)
02 3100 120 005	SUB COOK SALARIES BMS	0.00	0.00	2,894.93	0.00	(2,894.93)	0.00	(2,894.93)
02 3100 120 006	SUB COOK SALARIES AP	0.00	0.00	903.14	0.00	(903.14)	0.00	(903.14)
02 3100 120 007	SUB COOK SALARIES SE	0.00	0.00	3,050.58	0.00	(3,050.58)	0.00	(3,050.58)
02 3100 120 008	SUB COOK SALARIES BSMS	0.00	0.00	6,876.77	0.00	(6,876.77)	0.00	(6,876.77)
02 3100 130 000	OT COOKS DIST	0.00	0.00	0.00	0.00	0.00	0.00	0.00
02 3100 130 001	OT COOKS BHS	0.00	0.00	43.20	0.00	(43.20)	0.00	(43.20)
02 3100 130 002	OT COOKS BE	0.00	0.00	0.00	0.00	0.00	0.00	0.00
02 3100 130 003	OT COOKS PC	0.00	0.00	42.48	0.00	(42.48)	0.00	(42.48)
02 3100 130 004	OT COOKS HE	0.00	0.00	66.79	0.00	(66.79)	0.00	(66.79)
02 3100 130 005	OT COOKS BMS	0.00	0.00	28.83	0.00	(28.83)	0.00	(28.83)
02 3100 130 006	OT COOKS AP	0.00	0.00	0.00	0.00	0.00	0.00	0.00
02 3100 130 007	OT COOKS SE	0.00	0.00	0.00	0.00	0.00	0.00	0.00
02 3100 130 008	OT COOKS BSMS	0.00	0.00	95.35	0.00	(95.35)	0.00	(95.35)
02 3100 150 000	ADD'L COMP COOKS DIST	0.00	436.71	612.71	0.00	(612.71)	0.00	(612.71)
02 3100 150 001	ADD'L COMP COOKS BHS	0.00	0.00	198.42	0.00	(198.42)	0.00	(198.42)
02 3100 150 002	ADD'L COMP COOKS BE	0.00	0.00	117.80	0.00	(117.80)	0.00	(117.80)
02 3100 150 003	ADD'L COMP COOKS PC	0.00	0.00	103.38	0.00	(103.38)	0.00	(103.38)
02 3100 150 004	ADD'L COMP COOKS HE	0.00	0.00	107.53	0.00	(107.53)	0.00	(107.53)
02 3100 150 005	ADD'L COMP COOKS BMS	0.00	0.00	144.48	0.00	(144.48)	0.00	(144.48)
02 3100 150 006	ADD'L COMP COOKS AP	0.00	0.00	189.21	0.00	(189.21)	0.00	(189.21)
02 3100 150 007	ADD'L COMP COOKS SE	0.00	0.00	108.27	0.00	(108.27)	0.00	(108.27)
02 3100 150 008	ADD'L COMP COOKS BSMS	0.00	0.00	391.22	0.00	(391.22)	0.00	(391.22)
02 3100 210 000	GROUP INS COOKS DIST	0.00	2,329.14	27,949.68	0.00	(27,949.68)	0.00	(27,949.68)
02 3100 210 001	GROUP INS COOKS BHS	0.00	658.45	7,901.40	0.00	(7,901.40)	0.00	(7,901.40)
02 3100 210 002	GROUP INS COOKS BE	0.00	650.05	7,796.40	0.00	(7,796.40)	0.00	(7,796.40)
02 3100 210 003	GROUP INS COOKS PC	0.00	6.30	95.00	0.00	(95.00)	0.00	(95.00)
02 3100 210 004	GROUP INS COOKS HE	0.00	650.05	7,806.80	0.00	(7,806.80)	0.00	(7,806.80)
02 3100 210 005	GROUP INS COOKS BMS	0.00	39.58	468.71	0.00	(468.71)	0.00	(468.71)
02 3100 210 006	GROUP INS COOKS AP	0.00	35.38	440.81	0.00	(440.81)	0.00	(440.81)
02 3100 210 007	GROUP INS COOKS SE	0.00	2.10	60.90	0.00	(60.90)	0.00	(60.90)
02 3100 210 008	GROUP INS COOKS BSMS	0.00	653.20	7,827.85	0.00	(7,827.85)	0.00	(7,827.85)
02 3100 220 000	SOC SEC COOKS DIST	0.00	602.23	6,627.92	0.00	(6,627.92)	0.00	(6,627.92)
02 3100 220 001	SOC SEC COOKS BHS	0.00	0.00	10,081.71	0.00	(10,081.71)	0.00	(10,081.71)
02 3100 220 002	SOC SEC COOKS BE	0.00	0.00	4,380.85	0.00	(4,380.85)	0.00	(4,380.85)
02 3100 220 003	SOC SEC COOKS PC	0.00	28.18	6,126.15	0.00	(6,126.15)	0.00	(6,126.15)
02 3100 220 004	SOC SEC COOKS HE	0.00	0.00	4,845.86	0.00	(4,845.86)	0.00	(4,845.86)
02 3100 220 005	SOC SEC COOKS BMS	0.00	16.87	7,004.57	0.00	(7,004.57)	0.00	(7,004.57)
02 3100 220 006	SOC SEC COOKS AP	0.00	22.01	5,351.10	0.00	(5,351.10)	0.00	(5,351.10)
02 3100 220 007	SOC SEC COOKS SE	0.00	22.78	4,441.70	0.00	(4,441.70)	0.00	(4,441.70)
02 3100 220 008	SOC SEC COOKS BSMS	0.00	8.93	7,436.40	0.00	(7,436.40)	0.00	(7,436.40)

Account Number	Account Description	Revised Budget	Expended During Month	Expenditures to Date	% of Budget	Balance at EOM	P/ O Outstanding	Unencumbered Balance
02 3100 230 000	RETIREMENT COOKS DIST	0.00	555.82	6,434.67	0.00	(6,434.67)	0.00	(6,434.67)
02 3100 230 001	RETIREMENT COOKS BHS	0.00	0.00	8,723.12	0.00	(8,723.12)	0.00	(8,723.12)
02 3100 230 002	RETIREMENT COOKS BE	0.00	0.00	4,549.91	0.00	(4,549.91)	0.00	(4,549.91)
02 3100 230 003	RETIREMENT COOKS PC	0.00	8.71	4,947.27	0.00	(4,947.27)	0.00	(4,947.27)
02 3100 230 004	RETIREMENT COOKS HE	0.00	0.00	4,353.04	0.00	(4,353.04)	0.00	(4,353.04)
02 3100 230 005	RETIREMENT COOKS BMS	0.00	0.00	6,317.79	0.00	(6,317.79)	0.00	(6,317.79)
02 3100 230 006	RETIREMENT COOKS AP	0.00	4.94	4,942.75	0.00	(4,942.75)	0.00	(4,942.75)
02 3100 230 007	RETIREMENT COOKS SE	0.00	3.51	3,578.91	0.00	(3,578.91)	0.00	(3,578.91)
02 3100 230 008	RETIREMENT COOKS BSMS	0.00	8.58	6,643.36	0.00	(6,643.36)	0.00	(6,643.36)
02 3100 237 000	INCR RET CONTR DIST	0.00	55.20	1,946.28	0.00	(1,946.28)	0.00	(1,946.28)
02 3100 237 001	INCR RET CONTR BHS	0.00	0.00	2,990.57	0.00	(2,990.57)	0.00	(2,990.57)
02 3100 237 002	INCR RET CONTR BE	0.00	0.00	1,564.78	0.00	(1,564.78)	0.00	(1,564.78)
02 3100 237 003	INCR RET CONTR PC	0.00	0.86	1,698.39	0.00	(1,698.39)	0.00	(1,698.39)
02 3100 237 004	INCR RET CONTR HE	0.00	0.00	1,497.06	0.00	(1,497.06)	0.00	(1,497.06)
02 3100 237 005	INCR RET CONTR BMS	0.00	0.00	2,172.79	0.00	(2,172.79)	0.00	(2,172.79)
02 3100 237 006	INCR RET CONTR AP	0.00	0.49	1,698.72	0.00	(1,698.72)	0.00	(1,698.72)
02 3100 237 007	INCR RET CONTR SE	0.00	0.35	1,230.01	0.00	(1,230.01)	0.00	(1,230.01)
02 3100 237 008	INCR RET CONTR BSMS	0.00	0.85	2,282.68	0.00	(2,282.68)	0.00	(2,282.68)
02 3100 280 000	HEALTH BEN COOKS DIST	0.00	0.00	0.00	0.00	0.00	0.00	0.00
02 3100 280 001	HEALTH BEN NON-INSTR BHS	0.00	0.00	0.00	0.00	0.00	0.00	0.00
02 3100 280 002	HEALTH BEN NON-INSTR BE	0.00	0.00	0.00	0.00	0.00	0.00	0.00
02 3100 280 003	HEALTH BEN NON-INSTR PC	0.00	250.00	3,000.00	0.00	(3,000.00)	0.00	(3,000.00)
02 3100 280 004	HEALTH BEN NON-INSTR HE	0.00	0.00	0.00	0.00	0.00	0.00	0.00
02 3100 280 005	HEALTH BEN NON-INSTR BMS	0.00	220.46	2,645.52	0.00	(2,645.52)	0.00	(2,645.52)
02 3100 280 006	HEALTH BEN NON-INSTR AP	0.00	220.46	2,645.52	0.00	(2,645.52)	0.00	(2,645.52)
02 3100 280 007	HEALTH BEN NON-INSTR SE	0.00	250.00	3,000.00	0.00	(3,000.00)	0.00	(3,000.00)
02 3100 280 008	HEALTH BEN NON-INSTR BSMS	0.00	0.00	0.00	0.00	0.00	0.00	0.00
02 3100 431 001	REPAIRS & MAINT BHS	0.00	1,597.92	9,355.49	0.00	(9,355.49)	340.00	(9,695.49)
02 3100 431 002	REPAIRS & MAINT BE	0.00	400.00	3,287.70	0.00	(3,287.70)	0.00	(3,287.70)
02 3100 431 003	REPAIRS & MAINT PC	0.00	1,614.00	11,973.47	0.00	(11,973.47)	0.00	(11,973.47)
02 3100 431 004	REPAIRS & MAINT HE	0.00	550.00	4,259.46	0.00	(4,259.46)	0.00	(4,259.46)
02 3100 431 005	REPAIRS & MAINT BMS	0.00	600.00	9,190.24	0.00	(9,190.24)	0.00	(9,190.24)
02 3100 431 006	REPAIRS & MAINT AP	0.00	615.00	1,982.72	0.00	(1,982.72)	0.00	(1,982.72)
02 3100 431 007	REPAIRS & MAINT SE	0.00	1,894.60	3,240.25	0.00	(3,240.25)	0.00	(3,240.25)
02 3100 431 008	REPAIRS & MAINT BSMS	0.00	1,220.87	5,858.92	0.00	(5,858.92)	0.00	(5,858.92)
02 3100 440 001	RENTALS BHS	0.00	0.00	0.00	0.00	0.00	0.00	0.00
02 3100 440 002	RENTALS BE	0.00	0.00	0.00	0.00	0.00	0.00	0.00
02 3100 440 003	RENTALS PC	0.00	0.00	0.00	0.00	0.00	0.00	0.00
02 3100 440 004	RENTALS HE	0.00	0.00	0.00	0.00	0.00	0.00	0.00
02 3100 440 005	RENTALS BMS	0.00	0.00	0.00	0.00	0.00	0.00	0.00
02 3100 440 006	RENTALS AP	0.00	0.00	0.00	0.00	0.00	0.00	0.00
02 3100 440 007	RENTALS SE	0.00	0.00	0.00	0.00	0.00	0.00	0.00
02 3100 440 008	RENTALS BSMS	0.00	0.00	0.00	0.00	0.00	0.00	0.00
02 3100 580 000	TRAVEL EXPENSE AND MILEAGE DIST	0.00	24.78	2,669.64	0.00	(2,669.64)	144.95	(2,814.59)
02 3100 610 000	SUPPLIES DISTRICT	0.00	0.00	975.07	0.00	(975.07)	0.00	(975.07)
02 3100 610 001	SUPPLIES BHS	0.00	0.00	18,880.78	0.00	(18,880.78)	2,062.80	(20,943.58)
02 3100 610 002	SUPPLIES BE	0.00	210.72	5,949.37	0.00	(5,949.37)	279.71	(6,229.08)
02 3100 610 003	SUPPLIES PC	0.00	351.20	8,567.14	0.00	(8,567.14)	223.76	(8,790.90)
02 3100 610 004	SUPPLIES HE	0.00	210.72	5,728.07	0.00	(5,728.07)	0.00	(5,728.07)
02 3100 610 005	SUPPLIES BMS	0.00	0.00	10,543.70	0.00	(10,543.70)	1,995.86	(12,539.56)
02 3100 610 006	SUPPLIES AP	0.00	175.60	4,678.89	0.00	(4,678.89)	0.00	(4,678.89)
02 3100 610 007	SUPPLIES SE	0.00	175.60	6,140.44	0.00	(6,140.44)	0.00	(6,140.44)
02 3100 610 008	SUPPLIES BSMS	0.00	0.00	13,914.85	0.00	(13,914.85)	2,693.61	(16,608.46)
02 3100 630 001	FOOD BHS	0.00	0.00	341,331.38	0.00	(341,331.38)	92.12	(341,423.50)
02 3100 630 002	FOOD BE	0.00	0.00	89,788.97	0.00	(89,788.97)	88.52	(89,877.49)

Account Number	Account Description	Revised Budget	Expended During Month	Expenditures to Date	% of Budget	Balance at EOM	P/ O Outstanding	Unencumbered Balance
02 3100 630 003	FOOD PC	0.00	0.00	145,682.53	0.00	(145,682.53)	51.92	(145,734.45)
02 3100 630 004	FOOD HE	0.00	0.00	104,472.61	0.00	(104,472.61)	0.00	(104,472.61)
02 3100 630 005	FOOD BMS	0.00	0.00	122,344.32	0.00	(122,344.32)	47.23	(122,391.55)
02 3100 630 006	FOOD AP	0.00	0.00	102,805.93	0.00	(102,805.93)	11.98	(102,817.91)
02 3100 630 007	FOOD SE	0.00	0.00	85,916.36	0.00	(85,916.36)	66.57	(85,982.93)
02 3100 630 008	FOOD BSMS	0.00	0.00	152,738.50	0.00	(152,738.50)	56.21	(152,794.71)
02 3100 733 000	FURNITURE AND EQUIPMENT DIST	0.00	0.00	5,707.51	0.00	(5,707.51)	0.00	(5,707.51)
02 3100 733 001	FURNITURE AND EQUIPMENT BHS	0.00	0.00	8,891.06	0.00	(8,891.06)	0.00	(8,891.06)
02 3100 733 002	FURNITURE AND EQUIPMENT BE	0.00	0.00	0.00	0.00	0.00	0.00	0.00
02 3100 733 003	FURNITURE AND EQUIPMENT PC	0.00	0.00	58.94	0.00	(58.94)	0.00	(58.94)
02 3100 733 004	FURNITURE AND EQUIPMENT HE	0.00	0.00	0.00	0.00	0.00	0.00	0.00
02 3100 733 005	FURNITURE AND EQUIPMENT BMS	0.00	0.00	0.00	0.00	0.00	0.00	0.00
02 3100 733 006	FURNITURE AND EQUIPMENT AP	0.00	0.00	0.00	0.00	0.00	0.00	0.00
02 3100 733 007	FURNITURE AND EQUIPMENT SE	0.00	0.00	0.00	0.00	0.00	0.00	0.00
02 3100 733 008	FURNITURE AND EQUIPMENT BSMS	0.00	0.00	780.38	0.00	(780.38)	0.00	(780.38)
02 3100 735 000	SOFTWARE DISTRICT	0.00	17,848.00	17,848.00	0.00	(17,848.00)	0.00	(17,848.00)
02 3100 735 001	COMPUTER SOFTWARE BHS	0.00	0.00	0.00	0.00	0.00	0.00	0.00
02 3100 735 002	COMPUTER SOFTWARE BE	0.00	0.00	0.00	0.00	0.00	0.00	0.00
02 3100 735 003	COMPUTER SOFTWARE PC	0.00	0.00	0.00	0.00	0.00	0.00	0.00
02 3100 735 004	COMPUTER SOFTWARE HE	0.00	0.00	0.00	0.00	0.00	0.00	0.00
02 3100 735 005	COMPUTER SOFTWARE BMS	0.00	0.00	0.00	0.00	0.00	0.00	0.00
02 3100 735 006	COMPUTER SOFTWARE AP	0.00	0.00	0.00	0.00	0.00	0.00	0.00
02 3100 735 007	COMPUTER SOFTWARE SE	0.00	0.00	0.00	0.00	0.00	0.00	0.00
02 3100 735 008	COMPUTER SOFTWARE BSMS	0.00	0.00	0.00	0.00	0.00	0.00	0.00
02 3100 890 000	OTHER MISC EXPENSES DIST	0.00	0.00	2,113.64	0.00	(2,113.64)	111.18	(2,224.82)
02 3100 890 001	OTHER MISC EXPENSES BHS	0.00	117.95	2,189.00	0.00	(2,189.00)	0.00	(2,189.00)
02 3100 890 002	OTHER MISC EXPENSES BE	0.00	0.00	762.85	0.00	(762.85)	0.00	(762.85)
02 3100 890 003	OTHER MISC EXPENSES PC	0.00	0.00	16.70	0.00	(16.70)	0.00	(16.70)
02 3100 890 004	OTHER MISC EXPENSES HE	0.00	50.45	170.45	0.00	(170.45)	0.00	(170.45)
02 3100 890 005	OTHER MISC EXPENSES BMS	0.00	0.00	54.25	0.00	(54.25)	0.00	(54.25)
02 3100 890 006	OTHER MISC EXPENSES AP	0.00	11.50	11.50	0.00	(11.50)	0.00	(11.50)
02 3100 890 007	OTHER MISC EXPENSES SE	0.00	0.00	0.00	0.00	0.00	0.00	0.00
02 3100 890 008	OTHER MISC EXPENSES BSMS	0.00	125.50	411.40	0.00	(411.40)	0.00	(411.40)
3100	FOOD SERVICE OPERATIONS	0.00	43,448.99	2,248,655.55	0.00	(2,248,655.55)	8,266.42	(2,256,921.97)
02	NUTRITION SERVICES	0.00	43,448.99	2,248,655.55	0.00	(2,248,655.55)	8,266.42	(2,256,921.97)

Account Number	Account Description	Revised Budget	Expended During Month	Expenditures to Date	% of Budget	Balance at EOM	P/ O Outstanding	Unencumbered Balance
03	DEPRECIATION							
2620	MAINT OF BLDGS							
03 2620 340 000	MAINT OF BLDGS - CONTR SERVICES DIST	0.00	0.00	0.00	0.00	0.00	0.00	0.00
2620	MAINT OF BLDGS	0.00	0.00	0.00	0.00	0.00	0.00	0.00
2900	OTHER SUPPORT SERVICES							
03 2900 340 000	OTHER PROF SERVICES DIST	0.00	0.00	0.00	0.00	0.00	0.00	0.00
03 2900 350 000	TECHNICAL SERVICES DIST	0.00	0.00	0.00	0.00	0.00	0.00	0.00
03 2900 440 000	RENTALS - OTHER DIST	0.00	0.00	0.00	0.00	0.00	0.00	0.00
03 2900 450 000	CONSTR SERVICES DIST	0.00	0.00	0.00	0.00	0.00	0.00	0.00
03 2900 490 000	OTHER PURCH SERVICES DIST	0.00	0.00	0.00	0.00	0.00	0.00	0.00
03 2900 610 000	SUPPLIES DIST	0.00	0.00	6,340.00	0.00	(6,340.00)	0.00	(6,340.00)
03 2900 621 000	NATURAL GAS DIST	0.00	0.00	0.00	0.00	0.00	0.00	0.00
03 2900 626 000	GAS AND OIL DIST	0.00	0.00	0.00	0.00	0.00	0.00	0.00
03 2900 640 000	BOOKS & PERIODICALS DIST	0.00	209,412.35	722,076.82	0.00	(722,076.82)	3,270.34	(725,347.16)
03 2900 641 000	E-BOOKS DIST	0.00	0.00	0.00	0.00	0.00	0.00	0.00
03 2900 643 000	WEB/CLOUD BASED SOFTWARE DIST	0.00	0.00	0.00	0.00	0.00	0.00	0.00
03 2900 650 000	SUPPLIES-TECHNOLOGY RELATED DIST	0.00	0.00	0.00	0.00	0.00	0.00	0.00
03 2900 730 000	EQUIPMENT DIST	0.00	0.00	0.00	0.00	0.00	0.00	0.00
03 2900 732 000	VEHICLE ACQUISITION DIST	0.00	0.00	62,000.00	0.00	(62,000.00)	0.00	(62,000.00)
03 2900 733 000	FURN & EQUIP DIST	0.00	98,930.04	125,454.77	0.00	(125,454.77)	0.00	(125,454.77)
03 2900 734 000	HARDWARE DIST	0.00	0.00	262,453.50	0.00	(262,453.50)	0.00	(262,453.50)
03 2900 735 000	SOFTWARE DIST	0.00	0.00	0.00	0.00	0.00	0.00	0.00
03 2900 739 000	OTHER EQUIP DIST	0.00	0.00	0.00	0.00	0.00	0.00	0.00
2900	OTHER SUPPORT SERVICES	0.00	308,342.39	1,178,325.09	0.00	(1,178,325.09)	3,270.34	(1,181,595.43)
8000	TRANSFERS (OUTGOING)							
03 8000 911 000	TRANSFERS TO GENERAL FUND DIST	0.00	0.00	0.00	0.00	0.00	0.00	0.00
8000	TRANSFERS (OUTGOING)	0.00	0.00	0.00	0.00	0.00	0.00	0.00
03	DEPRECIATION	0.00	308,342.39	1,178,325.09	0.00	(1,178,325.09)	3,270.34	(1,181,595.43)

Account Number	Account Description	Revised Budget	Expended During Month	Expenditures to Date	% of Budget	Balance at EOM	P/ O Outstanding	Unencumbered Balance
04	SPECIAL BUILDING FUND - SAVINGS							
2515	BUILDINGS & SITES							
04 2515 890 000	OTHER MISC EXPENSES	0.00	0.00	0.00	0.00	0.00	111,248.50	(111,248.50)
2515	BUILDINGS & SITES	0.00	0.00	0.00	0.00	0.00	111,248.50	(111,248.50)
04	SPECIAL BUILDING FUND - SAVINGS	0.00	0.00	0.00	0.00	0.00	111,248.50	(111,248.50)

Account Number	Account Description	Revised Budget	Expended During Month	Expenditures to Date	% of Budget	Balance at EOM	P/ O Outstanding	Unencumbered Balance
05	UNEMPLOYMENT - SAVINGS							
2900	OTHER SUPPORT SERVICES							
05 2900 271 000	WORKER'S COMPENSATION TEACH/PROF DIST	0.00	1,180.00	8,956.15	0.00	(8,956.15)	0.00	(8,956.15)
2900	OTHER SUPPORT SERVICES	0.00	1,180.00	8,956.15	0.00	(8,956.15)	0.00	(8,956.15)
05	UNEMPLOYMENT - SAVINGS	0.00	1,180.00	8,956.15	0.00	(8,956.15)	0.00	(8,956.15)

Account Number	Account Description	Revised Budget	Expended During Month	Expenditures to Date	% of Budget	Balance at EOM	P/ O Outstanding	Unencumbered Balance
13 4500 734 003	BLDG ACQ & CONSTR - COMP HDWE PC	0.00	0.00	0.00	0.00	0.00	0.00	0.00
13 4500 734 004	BLDG ACQ & CONSTR - COMP HDWE HE	0.00	0.00	0.00	0.00	0.00	0.00	0.00
13 4500 734 005	BLDG ACQ & CONSTR - COMP HDWE BMS	0.00	0.00	0.00	0.00	0.00	0.00	0.00
13 4500 734 006	BLDG ACQ & CONSTR - COMP HDWE AP	0.00	0.00	0.00	0.00	0.00	0.00	0.00
13 4500 734 007	BLDG ACQ & CONSTR - COMP HDWE SE	0.00	0.00	0.00	0.00	0.00	0.00	0.00
13 4500 734 008	BLDG ACQ & CONSTR - COMP HDWE BSMS	0.00	0.00	0.00	0.00	0.00	0.00	0.00
13 4500 739 000	BLDG ACQ & CONSTR - EQUIPMENT DIST	0.00	0.00	0.00	0.00	0.00	0.00	0.00
13 4500 739 001	BLDG ACQ & CONSTR - EQUIPMENT BHS	0.00	0.00	0.00	0.00	0.00	0.00	0.00
13 4500 739 002	BLDG ACQ & CONSTR - EQUIPMENT BE	0.00	0.00	0.00	0.00	0.00	0.00	0.00
13 4500 739 003	BLDG ACQ & CONSTR - EQUIPMENT PC	0.00	0.00	19,540.00	0.00	(19,540.00)	0.00	(19,540.00)
13 4500 739 004	BLDG ACQ & CONSTR - EQUIPMENT HE	0.00	0.00	0.00	0.00	0.00	0.00	0.00
13 4500 739 005	BLDG ACQ & CONSTR - EQUIPMENT BMS	0.00	0.00	0.00	0.00	0.00	0.00	0.00
13 4500 739 006	BLDG ACQ & CONSTR - EQUIPMENT AP	0.00	0.00	0.00	0.00	0.00	0.00	0.00
13 4500 739 007	BLDG ACQ & CONSTR - EQUIPMENT SE	0.00	0.00	0.00	0.00	0.00	0.00	0.00
13 4500 739 008	BLDG ACQ & CONSTR - EQUIPMENT BSMS	0.00	0.00	0.00	0.00	0.00	0.00	0.00
13 4500 890 000	BLDG ACQ & CONSTR - OTHER MISC EXP	0.00	0.00	0.00	0.00	0.00	0.00	0.00
4500	BLDG ACQ & CONSTR	0.00	1,250,592.16	2,266,675.57	0.00	(2,266,675.57)	0.00	(2,266,675.57)
5000	DEBT SERVICES							
13 5000 807 000	REPAYMENT OF TAXES FOR REVALUED PROP	0.00	0.00	0.00	0.00	0.00	0.00	0.00
5000	DEBT SERVICES	0.00	0.00	0.00	0.00	0.00	0.00	0.00
13	SPECIAL BUILDING FUND - CHECKING	0.00	1,251,952.16	2,343,984.05	0.00	(2,343,984.05)	0.00	(2,343,984.05)

Account Number	Account Description	Revised Budget	Expended During Month	Expenditures to Date	% of Budget	Balance at EOM	P/ O Outstanding	Unencumbered Balance
21 2900 610 005 845	BMS Yearbook	0.00	0.00	1,578.86	0.00	(1,578.86)	0.00	(1,578.86)
21 2900 610 005 860	BMS Engineering	0.00	0.00	0.00	0.00	0.00	0.00	0.00
21 2900 610 005 870	BMS Leadership Group	0.00	0.00	0.00	0.00	0.00	0.00	0.00
21 2900 610 005 872	BMS Service Club	0.00	0.00	91.14	0.00	(91.14)	0.00	(91.14)
21 2900 610 005 891	BMS Student Senate	0.00	0.00	915.02	0.00	(915.02)	75.77	(990.79)
21 2900 610 005 892	BMS Cooking Club	0.00	0.00	1,399.25	0.00	(1,399.25)	0.00	(1,399.25)
21 2900 610 005 893	BMS Miscellaneous	0.00	0.00	90.00	0.00	(90.00)	0.00	(90.00)
21 2900 610 005 916	BMS Music Resale	0.00	0.00	550.00	0.00	(550.00)	0.00	(550.00)
21 2900 610 005 951	BMS Tech & Living	0.00	0.00	0.00	0.00	0.00	0.00	0.00
21 2900 610 005 996	BMS Library	0.00	0.00	1,960.94	0.00	(1,960.94)	0.00	(1,960.94)
21 2900 610 006 221	AP Band Resale	0.00	0.00	1,456.75	0.00	(1,456.75)	0.00	(1,456.75)
21 2900 610 006 511	AP Student Council	0.00	0.00	0.00	0.00	0.00	0.00	0.00
21 2900 610 006 561	AP Miscellaneous	0.00	0.00	1,461.27	0.00	(1,461.27)	2,130.37	(3,591.64)
21 2900 610 006 566	AP Yearbook	0.00	0.00	0.00	0.00	0.00	0.00	0.00
21 2900 610 006 976	AP Library	0.00	254.52	5,693.99	0.00	(5,693.99)	0.00	(5,693.99)
21 2900 610 007 222	SE Band Resale	0.00	0.00	0.00	0.00	0.00	0.00	0.00
21 2900 610 007 512	SE Student Council	0.00	0.00	860.02	0.00	(860.02)	0.00	(860.02)
21 2900 610 007 567	SE Miscellaneous	0.00	0.00	2,321.96	0.00	(2,321.96)	0.00	(2,321.96)
21 2900 610 007 568	SE Yearbook	0.00	0.00	0.00	0.00	0.00	0.00	0.00
21 2900 610 007 972	SE Library	0.00	0.00	3,033.55	0.00	(3,033.55)	0.00	(3,033.55)
21 2900 610 008 102	BSMS Athletics	0.00	78.70	1,376.76	0.00	(1,376.76)	1,133.59	(2,510.35)
21 2900 610 008 121	BSMS Football	0.00	2,340.38	8,165.33	0.00	(8,165.33)	0.00	(8,165.33)
21 2900 610 008 122	BSMS Track	0.00	0.00	2,162.51	0.00	(2,162.51)	0.00	(2,162.51)
21 2900 610 008 123	BSMS Volleyball	0.00	163.75	1,931.65	0.00	(1,931.65)	0.00	(1,931.65)
21 2900 610 008 124	BSMS Boys' Basketball	0.00	23.80	2,757.40	0.00	(2,757.40)	0.00	(2,757.40)
21 2900 610 008 143	BSMS Girls' Basketball	0.00	0.00	1,755.00	0.00	(1,755.00)	0.00	(1,755.00)
21 2900 610 008 147	BSMS Cross Country	0.00	180.00	520.00	0.00	(520.00)	100.00	(620.00)
21 2900 610 008 186	BSMS Wrestling	0.00	0.00	3,640.25	0.00	(3,640.25)	0.00	(3,640.25)
21 2900 610 008 602	BSMS FBLA	0.00	0.00	0.00	0.00	0.00	0.00	0.00
21 2900 610 008 808	BSMS Robotics	0.00	0.00	0.00	0.00	0.00	0.00	0.00
21 2900 610 008 846	BSMS Yearbook	0.00	0.00	0.00	0.00	0.00	0.00	0.00
21 2900 610 008 861	BSMS Engineering	0.00	0.00	0.00	0.00	0.00	0.00	0.00
21 2900 610 008 871	BSMS Service Club	0.00	0.00	17.98	0.00	(17.98)	0.00	(17.98)
21 2900 610 008 894	BSMS Student Senate	0.00	0.00	551.92	0.00	(551.92)	0.00	(551.92)
21 2900 610 008 895	BSMS Cooking Club	0.00	0.00	815.57	0.00	(815.57)	0.00	(815.57)
21 2900 610 008 896	BSMS Miscellaneous	0.00	0.00	2,092.00	0.00	(2,092.00)	0.00	(2,092.00)
21 2900 610 008 917	BSMS Music Resale	0.00	0.00	0.00	0.00	0.00	0.00	0.00
21 2900 610 008 997	BSMS Library	0.00	0.00	1,264.69	0.00	(1,264.69)	0.00	(1,264.69)
2900	OTHER SUPPORT SERVICES	0.00	48,439.24	783,027.64	0.00	(783,027.64)	44,234.67	(827,262.31)
21	ACTIVITY FUND	0.00	48,439.24	783,027.64	0.00	(783,027.64)	44,234.67	(827,262.31)

Account Number	Account Description	Revised Budget	Expended During Month	Expenditures to Date	% of Budget	Balance at EOM	P/ O Outstanding	Unencumbered Balance
22	STUDENT FEE FUND							
2190	OTHER PUPIL SUPPORT SERVICES							
22 2190 340 000 670	REPAIRS	0.00	0.00	6,757.25	0.00	(6,757.25)	2,144.20	(8,901.45)
22 2190 610 000 670	SUPPLIES	0.00	0.00	1,329.08	0.00	(1,329.08)	0.00	(1,329.08)
2190	OTHER PUPIL SUPPORT SERVICES	0.00	0.00	8,086.33	0.00	(8,086.33)	2,144.20	(10,230.53)
22	STUDENT FEE FUND	0.00	0.00	8,086.33	0.00	(8,086.33)	2,144.20	(10,230.53)

Account Number	Account Description	Revised Budget	Expended During Month	Expenditures to Date	% of Budget	Balance at EOM	P/ O Outstanding	Unencumbered Balance
25	BOND FUND							
5000	DEBT SERVICES							
25 5000 831 000	REDEMPTION OF PRINCIPAL	0.00	0.00	3,905,000.00	0.00	(3,905,000.00)	0.00	(3,905,000.00)
25 5000 832 000	DEBT SERVICE INTEREST	0.00	0.00	4,767,691.52	0.00	(4,767,691.52)	0.00	(4,767,691.52)
25 5000 833 000	BOND ISS & OTHER DEBT-RELATED COSTS	0.00	0.00	7,090.39	0.00	(7,090.39)	0.00	(7,090.39)
25 5000 890 000	OTHER MISC EXPENSES	0.00	0.00	0.00	0.00	0.00	0.00	0.00
5000	DEBT SERVICES	0.00	0.00	8,679,781.91	0.00	(8,679,781.91)	0.00	(8,679,781.91)
25	BOND FUND	0.00	0.00	8,679,781.91	0.00	(8,679,781.91)	0.00	(8,679,781.91)

Account Number	Account Description	Revised Budget	Expended During Month	Expenditures to Date	% of Budget	Balance at EOM	P/ O Outstanding	Unencumbered Balance
Grand Total:		54,871,784.00	8,637,155.34	69,266,903.32	126.94	(14,395,119.32)	386,034.98	(14,781,154.30)

	<u>PIK/Gross</u>	<u>Amount</u>	<u>Expense/ Employer</u>	<u>Adjustment Amount</u>	<u>Check Total</u>	<u>Payee ID</u>	<u>Payee Name</u>	
Checking Account ID: GENERAL								
ADD								
ACTDRIVE Activity Driver			1,717.75					
ACTIVITY Activity			150.00					
APSTIPEND AP Stipend			18,500.00					
CURR1 Curriculum Work			5,687.29					
ESY Extended School Year			3,728.50					
HOURLY Hourly			105,258.54					
OPENGYM Open Gym/Weight Room			3,111.75					
OT Overtime			3,409.14					
PERSONAL Personal			1,990.92					
SICK Sick			7,142.12					
SPDRIVE Sped Driver			644.91					
STIPEND Stipend			2,300.00					
SUMMERCURR Summer Curriculum Work			11,512.53					
SUMMERTIP Summer Tip Grant			18,761.16					
SUMMMAINT Summer Maintenance			7,560.71					
SUMMSCHO Summer School			2,734.05					
TECH1 Technology			2,900.03					
VACATION Vacation			14,888.52					
			<u>211,997.92</u>					
CONTRACT								
C01 Contract			1,841,210.11					
C02 Contract			225,493.03					
EXTRADUTY1 Extra Duty			29,949.76					
EXTRADUTY2 Extra Duty			17,374.69					
EXTRADUTY3 Extra Duty			5,165.63					
EXTRADUTY4 Extra Duty			897.41					
EXTRADUTY5 Extra Duty			231.15					
INLIEU Cash in lieu			52,415.99					
LONGEVITY Longevity			2,644.49					
LTD Long Term Disability			4,682.03					
PHONESTIP Cell Phone Stipend			90.00					
			<u>2,180,154.29</u>					
DEDUCTION								
403B TSA 403b		4,212.73			4,212.73	403B	403B Consultants LLC	A
403BROTH 403b Roth		2,310.00			2,310.00	403B	403B Consultants LLC	A
AFLAC AFLAC		275.25			275.25	AFLAC	Aflac	A
AMERIPRISE Ameriprise 403b		200.00			200.00	AMERIPRISE	AMERIPRISE FINANCIAL SERVICES, INC.	A
CAFEMED Med Reimb FSA		7,230.07			7,230.07	BPSSECT125	BPS Section 125 Plan	
CAICGROUP CAIC Group		126.83			126.83	AFLACGROUP	Aflac Group Insurance	
CREDITMGMT Garnishment		347.21			347.21	CREDMGMT	CREDIT MANAGEMENT SERVICES, INC.	
DENTAL Dental		16,711.60	18,579.54		35,291.14	BCBS	Blue Cross/Blue Shield of NE	
DEPCARE Dep Care FSA		8,211.73			8,211.73	BPSSECT125	BPS Section 125 Plan	
HEALTHINS Health Insur			502,857.68		502,857.68	BCBS	Blue Cross/Blue Shield of NE	
HORMANLIFE H.Mann Life		419.94			419.94	HORMANLIFE	Horace Mann Life Insurance Company	
LTDISAB Long Term Disab		4,683.18			4,683.18	MADNATL	Madison National Life Ins. Co., Inc.	
MISSSTAND Missed Standard		7.60			7.60	STANDARD	Standard Insurance Company	
NECHLDSPTT Child Sppt		365.00			365.00	NECHLDSPTT	NCSPC	
NISLIFE Life			1,019.55	(2.10)	1,017.45	NISLIFE	Madison National Life Ins. Co, Inc	
NISVOLLIFE Vol Life		1,358.70			1,358.70	NISLIFE	Madison National Life Ins. Co, Inc	
SECURBENE Sec Ben 403b		3,856.67			3,856.67	SECURBENE	SECURITY BENEFIT	
STANDACCID Accident		3,168.68			3,168.68	STANDARD	Standard Insurance Company	
STANDCRIT Critical		2,361.40			2,361.40	STANDARD	Standard Insurance Company	
STANDHOSP Hospital		1,618.16			1,618.16	STANDARD	Standard Insurance Company	
SURENCYEYE Vision		2,558.90			2,558.90	SURENCY	Surency Life and Health	
TEAMMATES Teammates		195.00			195.00	TEAMMATES	TEAMMATES	

	<u>PIK/Gross</u>	<u>Amount</u>	<u>Expense/ Employer</u>	<u>Adjustment Amount</u>	<u>Check Total</u>	<u>Payee ID</u>	<u>Payee Name</u>	
TRUSTMARK Trustmark		3,437.95			3,437.95	TRUSTMARK	TRUSTMARK VOLUNTARY BENEFIT SOLUTIONS INC	
		63,656.60	522,456.77	(2.10)	586,111.27			
INDIVIDUAL BANK ACCOUNT DEDUCTION								
HSA HSA	424,595.16	13,595.69	20,583.03		34,178.72			D
		13,595.69	20,583.03	0.00	34,178.72			
RET DEDUCTION								
NPERS Retirement	2,313,540.94	185,083.24	170,045.23		355,128.47	BPSBUS	BPS Business Account	
NPERSINC Retirement	2,313,540.94		16,888.91		16,888.91	BPSBUS	BPS Business Account	
		185,083.24	186,934.14	0.00	372,017.38			
TAX								
FIT FIT	2,150,089.50	184,534.99			184,534.99	EFTPS	ELECTRONIC FEDERAL TAX PAYMENT SYSTEM	A
FUTA FUTA	2,392,152.21							
MEDICARE MEDICARE	2,343,442.14	33,979.85	33,979.85		67,959.70	EFTPS	ELECTRONIC FEDERAL TAX PAYMENT SYSTEM	A
SITNE SIT NE	2,150,089.50	78,705.79			78,705.79	BPSBUS	BPS Business Account	
SOCSEC SOC SEC	2,343,442.14	145,293.47	145,293.47		290,586.94	EFTPS	ELECTRONIC FEDERAL TAX PAYMENT SYSTEM	A
SUTANE SUTA NE	2,392,152.21							
WCNE WORK COMP NE	2,392,152.21							
		442,514.10	179,273.32	0.00	621,787.42			
						Net Pay:	1,687,302.58	
						Cash Total:	3,301,397.37	
Non - FIT Taxable Deductions		242,062.71						
Non - SIT Taxable Deductions		242,062.71						
Non - SOC SEC Taxable Deductions		48,710.07						
Non - MEDICARE Taxable Deductions		48,710.07						
Direct Deposits		1,721,481.30						
Automatic Payments		550,079.61						
Adds + Contracts + Deduction Adds		2,392,152.21						

	<u>PIK/Gross</u>	<u>Amount</u>	<u>Expense/ Employer</u>	<u>Adjustment Amount</u>	<u>Check Total</u>	<u>Payee ID</u>	<u>Payee Name</u>	
Checking Account ID: HOTLUNCH								
ADD								
HOURLY Hourly			350.20					
SICK Sick			420.75					
			<u>770.95</u>					
CONTRACT								
C02 Contract			7,562.19					
INLIEU Cash in lieu			940.92					
LTD Long Term Disability			15.96					
			<u>8,519.07</u>					
DEDUCTION								
DENTAL Dental		107.74	239.94		347.68	BCBS	Blue Cross/Blue Shield of NE	
HEALTHINS Health Insur			4,722.36		4,722.36	BCBS	Blue Cross/Blue Shield of NE	
LTDISAB Long Term Disab		16.00			16.00	MADNATL	Madison National Life Ins. Co., Inc.	
NISLIFE Life			59.85	2.10	61.95	NISLIFE	Madison National Life Ins. Co, Inc	
NISVOLLIFE Vol Life		81.60			81.60	NISLIFE	Madison National Life Ins. Co, Inc	
STANDACCID Accident		44.13			44.13	STANDARD	Standard Insurance Company	
SURENCYEYE Vision		18.94			18.94	SURENCY	Surency Life and Health	
		<u>268.41</u>	<u>5,022.15</u>	<u>2.10</u>	<u>5,292.66</u>			
RET DEDUCTION								
NPERS Retirement	7,912.39	633.00	581.56		1,214.56	BPSBUS	BPS Business Account	
NPERSINC Retirement	7,912.39		57.75		57.75	BPSBUS	BPS Business Account	
		<u>633.00</u>	<u>639.31</u>	<u>0.00</u>	<u>1,272.31</u>			
TAX								
FIT FIT	8,530.34	667.32			667.32	EFTPS	ELECTRONIC FEDERAL TAX PAYMENT SYSTEM	A
FUTA FUTA	9,290.02							
MEDICARE MEDICARE	9,163.34	132.87	132.87		265.74	EFTPS	ELECTRONIC FEDERAL TAX PAYMENT SYSTEM	A
SITNE SIT NE	8,530.34	297.39			297.39	BPSBUS	BPS Business Account	
SOCSEC SOC SEC	9,163.34	568.13	568.13		1,136.26	EFTPS	ELECTRONIC FEDERAL TAX PAYMENT SYSTEM	A
SUTANE SUTA NE	9,290.02							
WCNE WORK COMP NE	9,290.02							
		<u>1,665.71</u>	<u>701.00</u>	<u>0.00</u>	<u>2,366.71</u>			
						Net Pay:	6,722.90	
						Cash Total:	15,654.58	
Non - FIT Taxable Deductions		759.68						
Non - SIT Taxable Deductions		759.68						
Non - SOC SEC Taxable Deductions		126.68						
Non - MEDICARE Taxable Deductions		126.68						
Direct Deposits		6,722.90						
Automatic Payments		2,069.32						
Adds + Contracts + Deduction Adds		9,290.02						

September 2025 Personnel Notes

Certified Staff Hire:

A. None

Classified Staff Hire:

A. Patricia Stensgaard has been hired as a paraprofessional at Bennington Elementary. She will begin work September 2, 2025.

B. Dawn Roth has been hired as a paraprofessional at Bennington South Middle School. She will begin work September 9, 2025.

C. Ashley Bretthauer has been hired as an 4 hr cook at Stratford Elementary. She will begin work September 2, 2025.

D. Christopher Walter has been hired as bus driver for the district. He will begin work September 2, 2025.

E. Martin Lewis has been hired as bus driver for the district. He will begin work September 2, 2025

Certified Staff Resignations:

A. None

Classified Staff Resignations:

A. Amy Poggendorf-Bakhit has resigned her position as a paraprofessional at Heritage Elementary. She has been with the district since August 2025.

B. Jennie O'Leary has resigned as a paraprofessional at Anchor Pointe Elementary. She has been with the district since August 2025 .

C. Nikki Berry has resigned as a paraprofessional at Anchor Pointe Elementary. She has been with the district since August 2025.



Bennington Public Schools Elementary Board Report

The mission of the Bennington Public Schools is to provide opportunities in a safe, caring environment that will prepare all students to meet the challenges of the future.

Date: September 8, 2025

Anchor Pointe - Chad Boyes, Megan Christensen

Bennington Elementary - Danielle Robb

Heritage Elementary - Katie Lethcoe

Pine Creek Elementary - Alison Dellwo, Krista Bendell

Stratford Elementary - Craig Theis

Back-to-School Kickoff

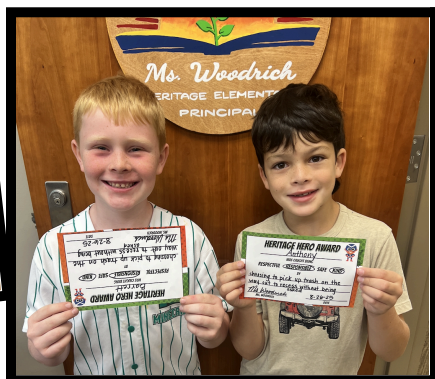

The 2025–26 school year is off to a strong start across our elementary buildings. Families filled classrooms during Back-to-School Night, where they were able to meet teachers, drop off supplies, and get a first look at the year ahead. A highlight for many was seeing students proudly show off their new learning spaces before heading outside to enjoy Kona Ice with their families. Thank you to the Bennington Public Schools Foundation for graciously purchasing each student a treat from Kona Ice.

Recognizing Greatness, Growing Together

From the very first week, teachers have been intentional about building a positive culture and climate. Each building has launched its own traditions to recognize and celebrate students, such as Student of the Month assemblies, the Principal's 200 Club, and new Family Units. These opportunities not only reinforce positive behavior but also foster a sense of belonging and pride among our students. Teachers, too, have engaged in team-building activities, finding fun and creative ways to set the tone for a collaborative year ahead.

Early Release Professional Learning

Our first early release day of the year provided staff with valuable time to collaborate and engage in professional learning designed to set the stage for growth in 2025–26. Teachers focused on two key areas: teacher clarity and collective efficacy. This early release day set a strong foundation for the year ahead by aligning our professional learning with district priorities and empowering staff to begin the year with clarity, confidence, and a collective commitment to student success.



Middle School News



Fall Athletics Underway

Both middle schools kicked off their fall athletic competitions on Thursday, August 28th with 7th and 8th grade football. Volleyball competition began on Tuesday, September 2nd with Cross Country having their first meet on Thursday, September 4th.



BSMS has 39 athletes out for Cross Country, and BMS has 21. There are 20 seventh grade girls out for volleyball at BSMS and 19 eighth graders. BMS has 18 seventh grade volleyball athletes and 15 eighth grade this season. Thirty (30) seventh grade students are out for football at BSMS as well as 35 eighth graders. Whereas, BMS has 26 seventh grade athletes and 33 eighth grade athletes out for football for the 2025 season.



We wish all athletes and teams the best of luck during the rest of their season.

6th Grade Band Bootcamp

On August 23rd over 80 middle school students participated in the 2025 Beginning Band Bootcamp. This event greatly benefits 6th Grade Band students as they receive instrument specific instruction to start their learning process. A special thank you goes out to the clinicians, 8th grade helpers, and parent volunteers for making this event successful!



Celebrating Student Voice

On August 8th, Mrs. Lindsey Wilson, along with two eighth-grade students from BMS, represented our district in a presentation to the Nebraska Department of Education State Board. Their focus was on the power of collaboration in the classroom and the impact it has on student learning and engagement. The collaborative practices they highlighted have influenced peers across BMS, connected with educators throughout our district and state, and even reached audiences nationally and internationally. Their message underscores the importance of cultivating learning environments where collaboration is not only encouraged but celebrated as a catalyst for growth.



Classroom Spotlight

On August 20th, all 8th grade students at BSMS were able to go out with Mr. Scott to do a little experimenting with fly fishing! It was a great illustration of kinetic and potential energy that students were studying in science.



BENNINGTON SENIOR HIGH SCHOOL

16610 Bennington Road
Bennington, NE 68007

To: Board of Education

From: Greg Lamberty, Bennington High School Principal

Date: September 8, 2025 Board Meeting

UPDATES

- Parking Update: 581 Student Tags, 75 9th Grade Tags, 84 Staff Tags = 740 total tags. Administration is working to identify vehicles who have not followed procedures and could issue fines/tickets to these students.
- U.S. News and World Report Rankings: Bennington High School (Bennington Secondary School) is ranked #5 in the State of Nebraska for the 2024-25 school year. A full list of schools and criteria can be found here: <https://www.usnews.com/education/best-high-schools/nebraska/districts/bennington-public-schools/bennington-secondary-school-12172>
- Fall NSAA Athletic Participation Numbers:
 - Cross Country: 68 athletes / 37 boys & 31 girls.
 - Football: 147 athletes / 4 levels of play.
 - Girls' Golf: 21 athletes / 18 competitions.
 - Softball: 40 athletes / 3 levels of play.
 - Volleyball: 43 athletes / 4 levels of play.
- Homecoming Week will be held September 28 – October 4 and sponsored by Student Senate. Homecoming court and fireworks will take place after the football game v. Blair on October 3. The dance is currently scheduled for 7:00 – 10:00 pm on October 4.
- The EMC Softball Tournament will be held at the Bill Smith Softball Complex in Hastings on Saturday, September 13.
- The Bennington Girls Golf Invite will be held at The Knolls Golf Course on Tuesday, September 16.
- The Bennington Cross Country Invite will be held on Thursday, September 18 on the BHS campus at 4:30pm.
- Games on the Green will be held at BHS on Tuesday, September 23. Students from transition and life skill programs in Fremont, Arlington, Blair, Fort Calhoun, and Bennington will participate in a variety of games, competitions, and activities at Badger Stadium.
- Mr. Jason Lura and Mr. Bill Deardoff (retired) were recognized by UNO with the Excellence in Dual Enrollment Award. Both staff members were nominated by multiple students who took AP / Dual Enrollment classes in 2024-25.

Social Media Celebrations for BHS the past month



Mr. Jason Lura – UNO Dual Enrollment Outstanding Educator



Mr. Bill Deardoff – UNO Dual Enrollment Outstanding Educator



JV & Varsity Volleyball – 2025 Norfolk Invite Champions



Girls Golf – 5th place team finish in the Millard North (Class A) Invite. Makaila Behrens finished 11th.



DANIEL BOMBECK

Director of Student Services

KATHRYN SINDELAR

Asst. Director of Student Services

English Language Learners

MONITORING PROCESS

90 students are currently in the monitoring process as they have tested out of direct services but must be checked on for 4 years after testing.

ELL TEAM SERVING

The ELL team is serving 59 students



EXITING THE PROGRAM

31 students scored Proficient on the ELPA



TOP LANGUAGES

Nepali, Spanish, and Karen are the most common



CELEBRATE SUCCESS

Join us in supporting our students!



LANGUAGE DIVERSITY

24 languages are served in our district

BADGERS

English Language teachers play a vital role in our district by supporting students who are learning and mastering English. They serve as a crucial link between the district and families facing language barriers, assisting with tasks such as adding lunch money to a child's account and navigating other district systems. In addition to monitoring students and families closely, they help connect them with community resources, such as the Foundation. A significant aspect of their role involves providing professional development and coaching to district staff, as well as creating communication materials for elementary schools that offer tips, strategies, and best practices for supporting ELL students in classrooms. Furthermore, they facilitate access to language interpretation services, enabling families to participate in enrollment, meetings, and their child's education more effectively.



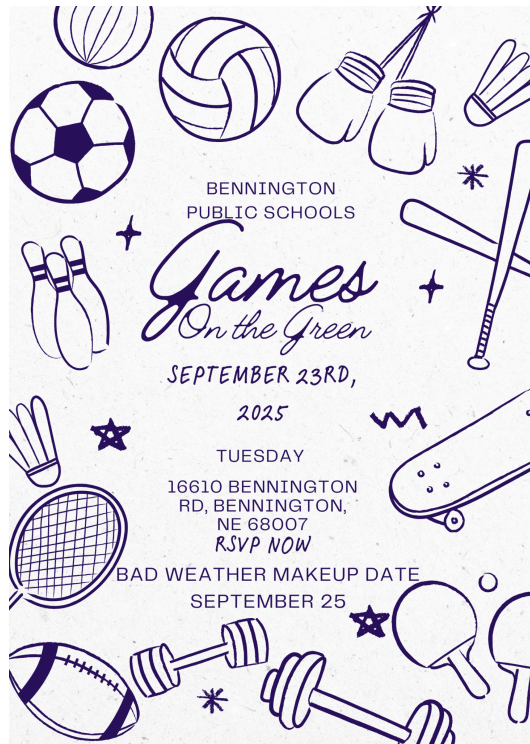
DANIEL BOMBECK

Director of Student Services

KATHRYN SINDELAR

Asst. Director of Student Services

Games on the Green



Bennington Public Schools is proud to host the 4th annual Games on the Green, a Unified event that champions inclusion by bringing together nearly 200 students—both regular and special education—from Bennington and surrounding districts for a day of outdoor competition and friendship. This year’s event welcomes participation from Arlington, Bennington South Middle, Bennington High School, Bennington Young Adult Program, Blair, DC West, Fort Calhoun, and Fremont. Supported by 20 dedicated volunteers, students will rotate through a variety of engaging activities—including Bean Bag Tic Tac Toe, Octopus Tag, Simon Says, Red Light Green Light, Bocce Ball, Hula Hoop Corn Hole, relay races, Duck Duck Goose, a Store Guessing Game, Extreme UNO, and a large-group Freeze Tag finale—with each game lasting ten minutes and brief breaks for water and transition between stations. Games on the Green continues to be a highlight of our school year, celebrating community, sportsmanship, and the power of inclusive play for all.



Dr. Shannon Thoendel
Director of Elementary Education

Mr. Jimmy Feeney III
Director of Secondary Education

September 8th, 2025

CURRICULUM

Selection, Approval & Adoption

- Math Adoption Meeting:
 - K-12 Math August 27, 2025
 - Conducted an Analysis of Bennington's Current Reality for Mathematics Instruction and Performance
 - Aligned Current Course Concepts and the Nebraska State Standards
 - Identified Bennington's Core Beliefs about Mathematics Education
 - Developed a Draft Vision for Mathematics Education in Bennington Public Schools

PROFESSIONAL LEARNING

Professional Learning Communities (PLC)

Focus: Teacher Clarity- What do we want all students to know and be able to do?

- August 13th & September 10th meetings
 - Identify Priority Standards and Essential Learning
 - Connects to Component 2 of the Instructional Model- Learning Objectives

Bennington Instruction Model

Focus: Components 1 & 2- Learning Environment and Learning Objectives

- September Professional Learning
 - Reflect on current practice
 - Define best practices
 - Plan for improved implementation

ASSESSMENT

- The fall assessment window for K-8th MAP Growth Testing and Elementary mClass Reading will close on September 12th. Student performance results will be shared during the October parent-teacher conferences.
 - This year, when parents review their child's NWEA MAP Growth scores, they may notice that a student's percentile ranking looks different than previous years, even if their RIT score remains similar. This is due to updated MAP Growth norms that ensure results accurately reflect current student performance across the country.
- Students in 3rd-8th grade should receive Spring 2025 NSCAS results in the mail by the second week of September. Parents can also view individual student reports in NebSIS Family.
- Spring 2025 NSCAS District results are still embargoed and should be available in November.
- Data Day September 24th- All staff
 - Analyze student performance data
 - Elementary & Middle School- NWEA MAP Growth
 - High School- ACT
 - Data Day Goals:
 1. Establish the Student Data Dialogue process.
 2. Understand and investigate MAP Growth scores.
 3. Utilize MAP Growth scores to inform PLC SMART Goals.

**Inform instruction to improve student learning!*



Bennington Public Schools Board Report
Matt Blomenkamp
Assistant Superintendent of Operations

To: Board of Education
Date: September 8, 2025, Board Meeting

Tennis Court installation at the high school has begun. The cement pad was poured last week and will need 30 days to cure before pouring the tennis court surface.



I visited Wayne State College on Wednesday of last week for the first Job Fair of the school year. I was able to meet with over 50 potential candidates for future open positions, placement for student teaching, and practicum hours.

Currently we have one certified position open in the district. We have three open bus driving positions, eight open food service positions, and five open paraprofessional positions.

Officer Nelson and I have had the opportunity to visit with 5th graders at each of our elementary schools about Safe2HelpNE, which is a report system designed for students, staff, and parents to anonymously report concerning behavior which could impact the safety of students or schools across Nebraska. Our middle schools and high school have also discussed Safe2Help with students in their opening day assemblies.



Superintendent Report

September 2025

School Finance Review Commission

I am honored to represent Bennington Public Schools as the Class III member on Nebraska's newly formed School Financing Review Commission, appointed by Governor Pillen following passage of LB 303. This 18-member commission, chaired by Commissioner of Education Brian Maher, is tasked with a critically important responsibility, reviewing the state's school funding formula (TEEOSA) and delivering recommendations that promote stable state aid and reduce overreliance on property taxes.

The commission has begun its work by reviewing the history of Nebraska's school finance system and identifying key priorities for study. Our next steps will focus on gathering feedback, examining potential improvements, and preparing the first annual report. This report is due to the legislative body by December 1 and will outline recommendations to strengthen education financial sustainability across the state while also prioritizing property tax relief.

As one of the fastest-growing districts in Nebraska, Bennington faces unique challenges in balancing rapid enrollment growth with the need for sustainable funding. My participation on this commission allows our district's perspective to be included in these statewide discussions, ensuring that recommendations reflect both the needs of established districts and those experiencing significant growth.

Eastern Midlands Conference

The Eastern Midlands Conference (EMC) held its first meeting of the school year on September 3, which I had the privilege of overseeing as this year's conference president. At present, the conference is on solid footing with 11 member schools. However, significant changes are ahead beginning with the 2026-27 school year:

- Standing Bear, Lincoln Northwest, and Elkhorn North will transition to Class A and depart from the conference, leaving eight member schools for the 2026-27 and 2027-28 activity cycle.
- The EMC has graciously extended an opportunity for Bennington High School to remain in the conference during this two-year cycle, even as BHS transitions to Class A. This decision was made with the understanding that BHS will return to Class B when the new high school opens in 2028-29.
- Looking ahead, it is anticipated that Gretna East will move to Class A beginning in 2028-29. If that occurs, the new Bennington High School could be positioned to join the EMC at that time, helping to maintain conference membership at eight schools for at least four years.

Bennington has been a proud member of the EMC for the past 13 years. We value these partnerships and will continue working collaboratively with the conference as we plan for the future.

Arbor Family Contract Information

The district has renewed its contract with Arbor Family Counseling for the Student Assistance Program (SAP), Employee Assistance Program (EAP), and optional outside counseling services. Arbor Family has provided these services within the district for the past 15–20 years. Last year's expenditure for these services was \$127,518, while the new contract is \$91,300, reflecting a 28% decrease in cost. During the previous year, there were 232 referrals for counseling services. The total number of hours in the contract remains below the 1,320 hours approved through the 2022 proposal process. As a reminder, the district pays only for counseling services as they are utilized, so the final cost may vary depending on actual usage.

2025-26 Budget Approval Process

A quick reminder what is left for the 2025-26 budget adoption process. BELOW are the remaining steps to get the budget completed for this school year:

- September 8th – BPS will hold a Budget Hearing prior to the regular board meeting
- September 17th – Joint Public Hearing at Douglas County Courthouse
- September 23rd – Special Meeting to approve budget and property tax request resolution
- September 30th – All budget documents must be submitted to the county and state

Superintendent-Teacher Advisory Committee (STAC)

We recently held our first STAC meeting of the year, marking the start of our third year with this valuable advisory group. The committee members, selected as representatives of their building leadership teams, continue to bring essential perspectives from each of our buildings. Meeting topics focus on the budget, culture, systems, facility enhancements, and staff concerns. The insights and suggestions from this group have been instrumental in helping us address key issues and improve our district.

We are excited to continue this initiative to ensure that communication channels between the teaching staff and the superintendent's office remain strong. I truly appreciate the dedication and thoughtful contributions of the committee members and am excited to continue learning from them throughout the year!

Negotiations

The Building/Finance Committee will need to begin engaging in the negotiations process with Bennington Education Association (BEA) in the coming weeks. Below are the state-mandated dates that we must adhere to:

- November 1st – Negotiations must begin
- February 8th – If there is no agreement, parties must submit to resolution officer
- March 25th – Fact-finding and mediation must end
- September 15th – CIR must issue decision

Communications



2025-2026



A Look Back at 2024-2025

- **Sent 90 staff & parent newsletters**
 - Average number of times the staff memo was read: 1,040
 - Average number of times the parent update was read: 4,533
- **Shared stories and information on Facebook**
 - Throughout 2024-25 the District Facebook page had:
 - A total reach of 103,945
 - A total of 59,741 visits to the page
 - A total of 20,506 content interactions
 - A total of 703 new followers
- **Published and mailed the 2023-24 Annual Report to all households**
 - Received a National Award of Excellence from the National Public Relations Association



A Look Back at 2024-2025

- **Continued the Employee Recognition Program**
 - Shine Your Light Award
 - Sponsored by the BPS Foundation
 - Had a total of 385 nominations submitted
 - Honored 15 employees with a monthly Shine Your Light Award
- **Continued the Employee Appreciation Program**
 - Sponsored by the BPS Foundation
 - Gave each employee a gift of appreciation each month
 - T-shirt, new ID holder, winter gift box with coffee tumbler and socks, & personalized treat bag
 - Honored Employees throughout the year on their specific appreciation day
 - Shoutout on social media and in newsletters
 - Personalized magazine cover poster displayed at their building
- **Conducted a staff and parent communication survey**
 - 78% of staff members & 46% of parents completed the surveys
 - Majority of staff members prefer to receive communication from the District via email and believe they receive the right amount of information.
 - 89% of parents gave the district communication a grade of either A or B.
 - Parents prefer to be communicated with using emails and text messages.



Objectives

1. Enhance & grow the awareness and identification of the BPS brand through the use of strategic communication.
2. Improve overall climate of staff through appreciation, recognition, and internal communication.
3. Improve student achievement through strategic communication that connects parents to the classroom.




Objective 1: Brand Awareness

- Continue to tell the story of things happening in BPS
 - Using newsletters, social media, and local media channels
 - Ensure we are telling the story of what is happening with the bond issue and high school #2
- Continue updating new websites
 - Continue to work with our webmasters to train them on the new platform to ensure all sites are up to date
 - Transition old sites from different platforms to ParentSquare



Objective 2: Staff Climate

- **Continue the weekly staff newsletter**
 - The Badger Memo
- **Continue to add to the Communication Hub**
 - Expand the staff intranet to the new website platform
- **Continue the staff recognition program**
 - Shine Your Light Award
- **Continue & Revise the Employee Appreciation Program**
 - Continue with periodic gifts
 - Continue to focus more on personalized gifts & recognition
- **Conduct a Communication Survey**




Objective 3: Connect Parents to Classroom

- **Continue the parent newsletter**
 - The Badger Update
- **Continue to use social media**
 - Share the stories of the great things happening throughout the District
- **Conduct a Communication Survey**
- **Launch new mass communication systems in the District**
 - ParentSquare
 - Mass Communications
 - Two-way messaging
 - Websites



ParentSquare



Objective 3: Connect Parents to Classroom

● Continue to publish the Annual Report

○ We plan to include:

- Welcome letter
- Mission/Vision
- List of Board of Education Members
- District-wide staff data
 - Number of employees, breakdown of employees, average class sizes, teacher longevity, teaching contract, and percentage of teachers with a Master's degree
- District-wide student data
 - Total enrollment, enrollment by gender and ethnicity, instructional time report, percentage of students in HAL, SpEd, Free & Reduced Lunch, EL, and Mobility, average daily attendance, parent teacher conference attendance, and graduation rate
- District test scores (NSCAS and AQuESST)
- Programs in BPS
 - Summer school, HAL, career & technical education, AP/dual enrollment classes, early childhood services, transportation, and nutrition services.
- Growth of the District
- Bond Issue Update
- High School athletics and activities
- Financial Information
 - Budget facts, per pupil expenditure, district levy, and bond fund





Questions





National Banner Award BHS





National Award for Unified Schools

- After 2024, only **207** schools (K-12) in the entire nation currently hold National Banner Award status
 - Only **34** Nebraska Schools K-12 have earned this award
 - “A Unified Champion School receiving national banner recognition is one that has demonstrated commitment to inclusion by meeting 10 national standards of excellence”.
 - “The expectation of this recognition is that the 10 standards are continuously being met, year after year. To ensure this sustainability, schools reapply for banner status every 4 years”.



10 Standards

- **Inclusive School Climate**

- All students feel welcomed, respected, and valued

- **Collaboration**

- Working together with various stakeholders including: students, staff, families, and community members.
- This is done to promote inclusion

- **Engagement**

- All members of the school community are involved in the inclusive activities



10 Standards Continued



- **Respect for all**

- All students and staff members are respected regardless of abilities or background

- **Special Olympics Unified Sports**

- Providing opportunities for students with and without disabilities to train and compete in sports as a team

- **Inclusive Youth Leadership**

- Empowering all students with or without disabilities to take on leadership roles

10 Standards Continued



- **Whole-School Engagement**
 - Implementing activities that engage the entire school community in promoting inclusion
- **Self-Sustainability**
 - A plan in place to ensure the continuation of inclusive programs and activities without external funding.
- **Plan for Sustaining Activities**
 - There is a clear strategy for maintaining the components of the Unified Champion School program in the future.
- **On-going Communication**
 - Maintaining regular communication with the area or state Special Olympics program

Bennington Public Schools 2025-26 Budget



September 2025



Overview



Funds	2025-2026 Budget Request	Tax Asking	Proposed Levy
General	\$56,980,007	\$30,188,107	0.975000
Special Building	\$56,458,806	\$744,054	0.025000
Bond	\$17,583,315	\$11,074,216	0.358000
QCPUF	\$700,638	\$0	0.000000
Depreciation	\$3,252,725		
Employee Benefit	\$318,225		
Activities	\$1,485,146		
School Nutrition	\$3,259,479		
Student Fee	\$100,318		
Cooperative	\$0		
Contingency	\$0		
Total	\$ 140,138,659	\$42,036,377	1.358000





About Bennington Public Schools




Growth by the Numbers

3.65% Growth - 4,427 (K-12) as of 9/1/25

- (AP-465, BE-373, HE-413, PC-514, ST-396, BMS-465, BSMS-650, HS-1,151)
- BPS is estimated to be right at 5,000 K-12 students by 2029-30

570 BPS Employees

- 390 Certified Staff
- 180 Support Staff
 - 51% of Certified Staff has 4 or less yrs.
 - 22% of Certified Staff has 10 or more yrs.



Valuation

Year	District Assessed Valuation	Yearly Increase	Percentage Increase
2021	\$1,875,308,934	\$203,499,933	12.17%
2022	\$2,128,252,110	\$252,943,176	13.49%
2023	\$2,574,696,225	\$446,444,115	20.97%
2024	\$2,832,782,814	\$258,086,589	10.02%
2025	\$3,096,216,080	\$263,433,266	9.30%
2016-25	Ten year average	\$211,777,995	12.26%
2016-20	Previous 5 Yr. Avg.	\$138,674,563	11.33%
2021-25	Last 5 Year Avg.	\$284,881,428	13.19%

Property Breakdown (2024): Residential/Central Assessed – 89.97%, Ag Land/Personal Property – 3.96%, Comm. and Indust. – 6.07%
 County Percentage Breakdown (2025): Douglas County - 97.24%, Washington County - 2.76%





About the Nebraska School Funding System



	<u>Key Points on How Nebraska Funds Public School Districts</u>	<u>Key Points on What the State Funding Means for Bennington Public Schools</u>	<u>Key Points on What the State Funding Means for Other School Districts</u>
Equalization Aid	The state determines basic funding needs for all schools. What the local property taxes can't cover, the state will provide the difference in equalization aid.	The local property taxes will cover 36.44% of the GF budget. <u>BPS is extremely reliant on equalization aid as it accounts for 12.71% of basic funding needs.</u>	Some schools do not need equalization aid because their local property taxes can cover basic funding needs.
Valuation & Equalization Aid	As valuation increases, equalization aid to the district decreases the following year.	The 9.30% increase in valuation for 2025-26 provides additional funds, but <u>BPS will lose an equal amount of equalization aid in 2026-27.</u>	For schools that do not need equalization aid, valuation increases result in additional funds for the school.
Foundation Aid	The state funding formula provides \$1,500 per student of Foundation Aid.	If you are an equalized school like BPS, the \$1,500 per student results in <u>\$0 extra dollars to the district.</u>	Non-equalized schools receive \$1,500 per student resulting in additional funds for the school.
SPED Funding	The state funding formula reimburses 80% for SPED expenses.	BPS will receive roughly <u>\$5,256,380 in SPED funding in 2025-26.</u> This represents 9.46% of all GF revenues.	SPED funds will help both equalized and non-equalized schools.
Student Enrollment Growth	Average student enrollment growth in the state is 0.8%.	<u>Average student enrollment growth in BPS is 3-10%.</u> This results in additional needs each year.	Very few schools in the history of Nebraska have experienced enrollment growth like Bennington.
Levy Reductions	The added money from Foundation Aid, SPED funding, and valuation increases should lower property tax levies.	Equalized districts like BPS, are not always able to lower the levy because of the reduction in subsequent years. For example, <u>revenue for BPS is up 1.25% per year over the last two years because of valuation increases in 24-26</u>	Metro area school districts all have different circumstances including being equalized/unequalized and growth. This means their levies can vary from what BPS is able to do.

Caps/Lids/Limits

Statutory Limits for School Districts	Proposed Budget
General Fund/Special Building Fund tax levy is capped at \$1.05	\$1.00
Budget Authority (minus SPED/allowances) provided by NDE for BPS is \$48,588,172	\$48,588,172
Cash Reserve limit provided by NDE for BPS is \$14,265,263	\$14,015,863
Property Tax Request Authority (GF/SBF) provide by the state for BPS is \$34,466,060	\$30,962,160





Expenses



General Fund Budget

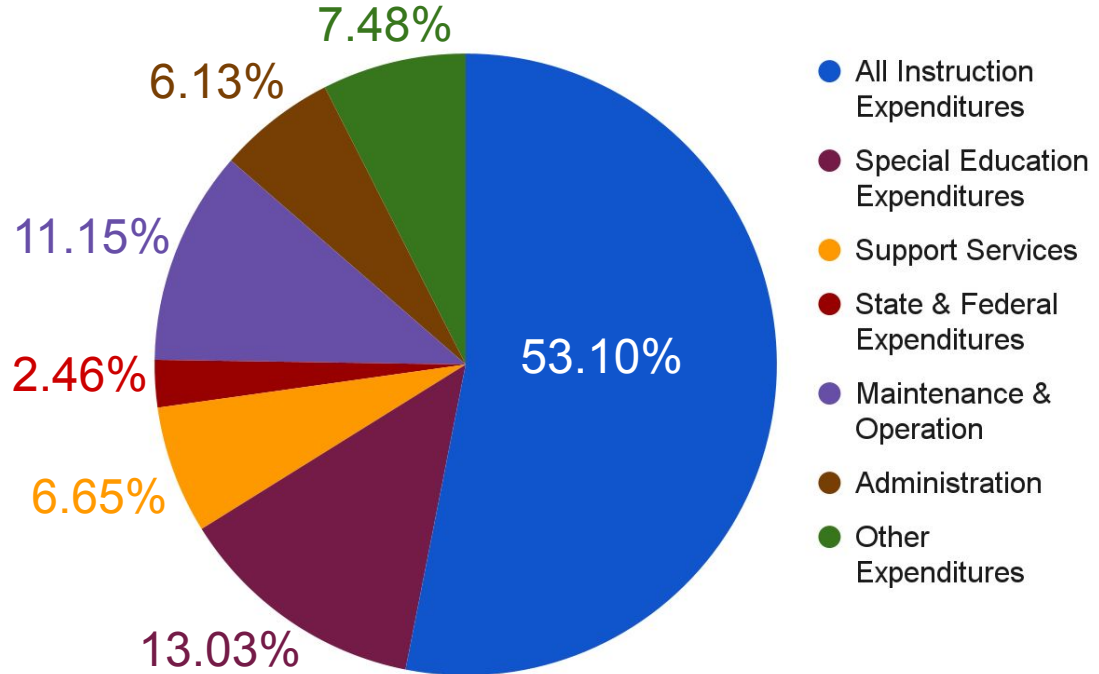
2025-26 NDE GF Budget of
\$56,980,007

- ✓ Personnel costs make up 81.54% of the total budget
- ✓ Personnel increase is estimated at \$3,102,333
- ✓ Elementary class size decreased to 19.1
- ✓ Payroll increase of 7.37%
- ✓ Accounts Payable decrease of 13.97%
- ✓ \$4,508 under the state average for per pupil costs which equates to 76% of state average
 - FOURTH LOWEST IN STATE OF NEBRASKA



GF Financial Expenditures for 2025-26

Category	Percent	Funds
All Instruction Expenditures	53.10%	\$ 30,257,119
Special Education Expenditures	13.03%	\$ 7,423,616
Support Services	6.65%	\$ 3,786,375
State & Federal Expenditures	2.46%	\$ 1,402,479
Maintenance & Operation Expenditures	11.15%	\$ 6,353,542
Administration	6.13%	\$ 3,492,014
Other Expenditures	7.48%	\$ 4,264,862
Total NDE GF Budget		\$ 56,980,007



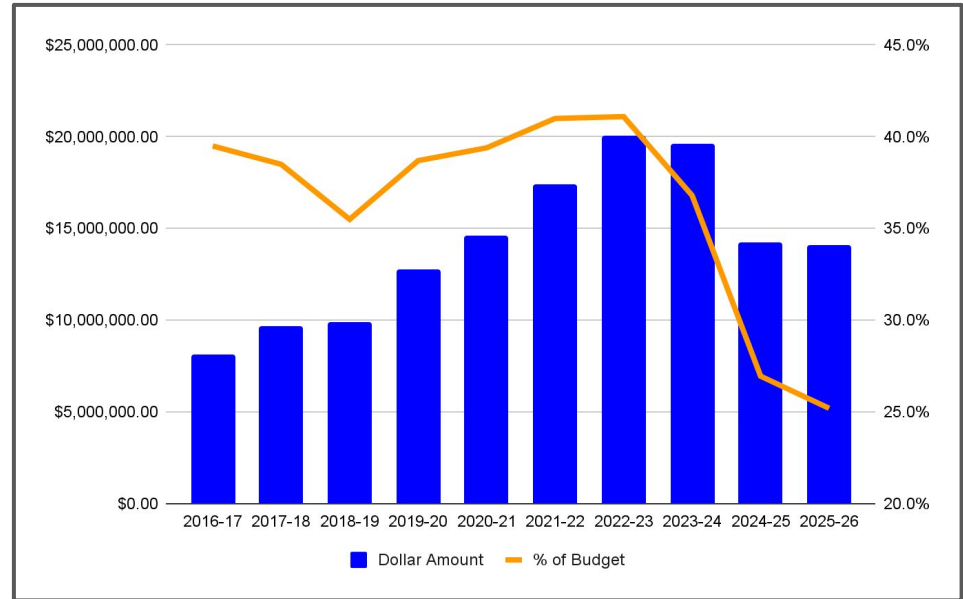


Revenue



State Aid - \$14,069,664

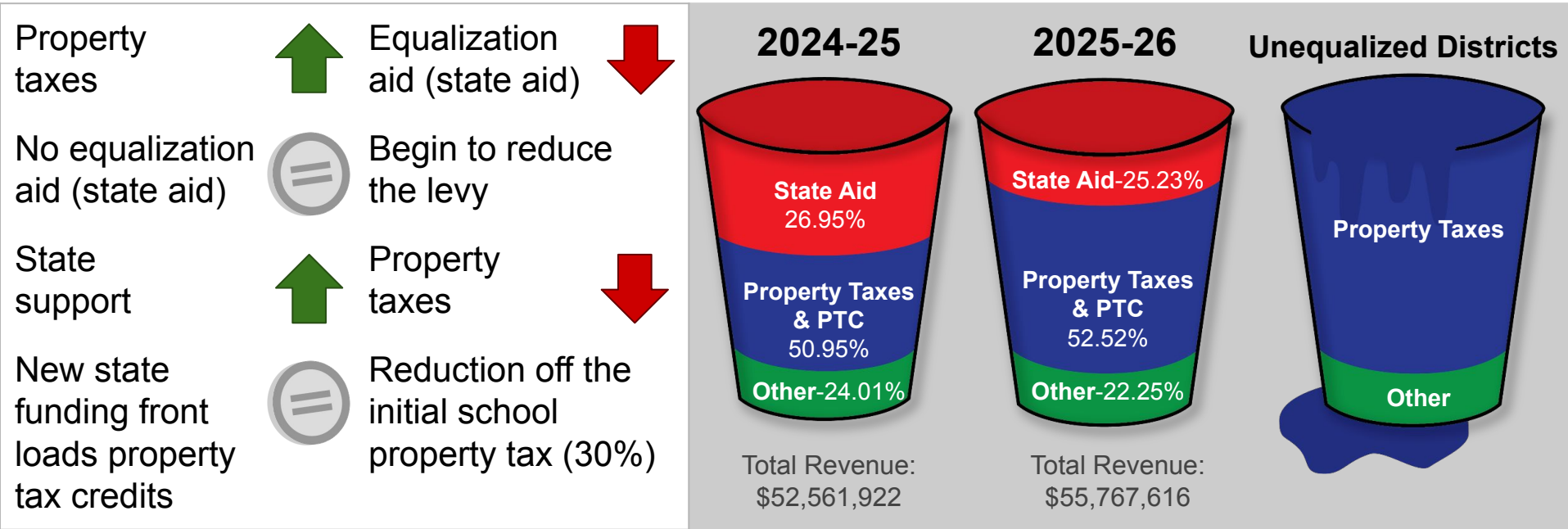
- **\$153,650 DECREASE**
 - Third Consecutive Decrease
- **25.23% of the total estimated General Fund Revenue**
 - Lowest in School History



Equalization Aid System

BPS is one of the most heavily reliant districts in the state on equalization aid.

The "cup" is the needs for the district as determined by the state aid system.



Other Actual Receipts - \$21,375,319

- \$1,110,417 Estimated Increase Compared to 24-25 Actual
- This is 38.33% of the total General Fund Revenue
- SPED Funding accounts for 24.6% of the total OAR
- PTC Funding accounts for 41.9% of the total OAR

Examples of OAR:

Property and Personal Tax Credit:	\$8,965,868
Special Education:	\$5,256,380
Motor Vehicle Taxes:	\$3,150,000
State Apportionment:	\$1,200,000
Federal Receipts:	\$1,020,000
Homestead Exemption:	\$ 625,000
Transportation Fees:	\$ 185,000
County Fines & License Fees:	\$ 125,000
Learning Community	\$ 100,000
Public Power District Sales Tax:	\$ 50,000
Tuition:	\$ 45,000

BUDGET

Property Tax Request

- General Fund: \$30,188,107
 - \$2,370,180 Increase
 - Represents 52.98% of the total General Fund revenue
 - Increase of 8.52% compared to prior year
 - \$5.4 million reduction in state aid in 2024-25
 - Planned \$1.2 million reduction in state aid in 2026-27
 - Represents 71.81% of all tax asking

- Special Building Fund: \$774,054
 - \$264,153 Increase
 - Increase of 51.80% compared to prior year
 - Represents 1.84% of all tax-asking

- Bond/QCPIUF Fund: \$11,074,216
 - \$932,853 Increase
 - Increase of 9.20% compared to prior year
 - Represents 26.34% of all tax-asking

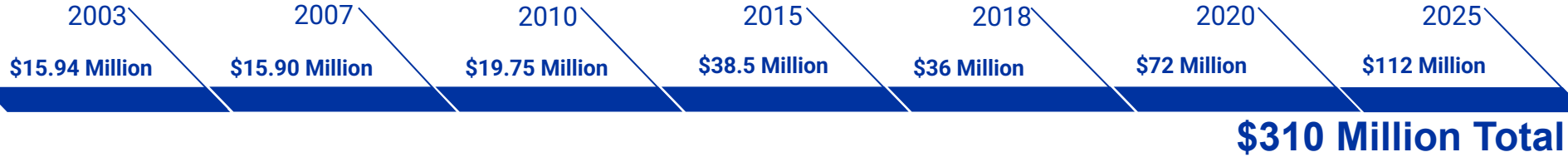
	2025-2026 Proposed Property Tax Request	Proposed 2025 Tax Rate
General Fund	\$30,188,107	0.975000
Bond Fund	\$11,074,216	0.358000
Special Building Fund	\$774,054	0.025000
QCPIUF	\$0	0.000000
Total	\$42,036,377	1.358000

- Same Levy Rate as 2024-25 which was lowest in 12 years!
 - 2023-24 levy was reduced 6.76 cents



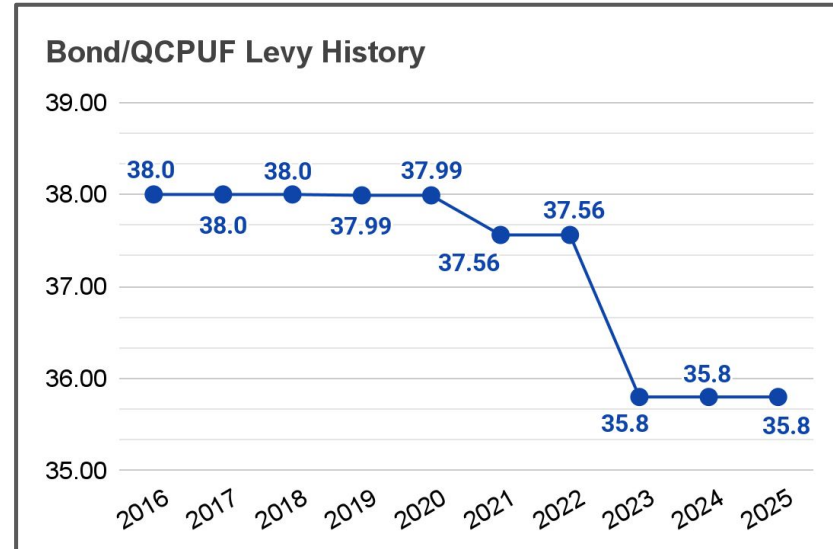
Bond/QCPUF Fund

History of Bond Issues



Bond/QCPUF Fund Levy

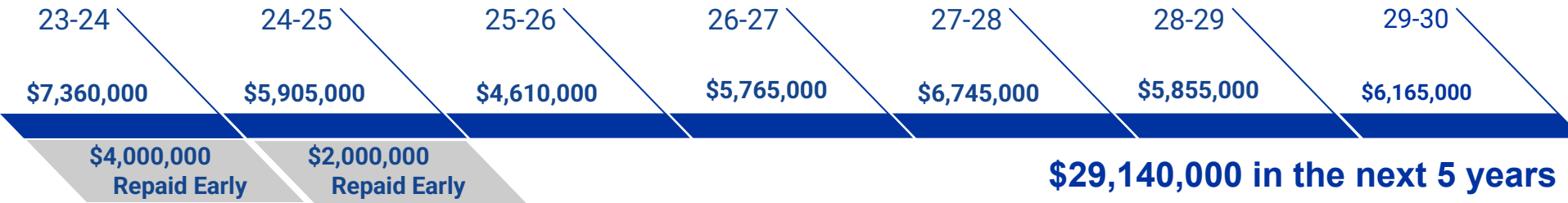
- Seven bond issues since 2003 - \$310,000,000
- Since 2016 the Bond/QCPUF levy was between 37.5-38 cents
 - *Reduce Bond/QCPUF levy to 35.8 in 2023*
 - *Lowest Bond/QCPUF levy since 2014*
- QCPUF bond for \$4 million in 2016
 - *Paid off early in 2023*



Bond/QCPUF Fund

Principal Payments

The District has \$159,365,000 in outstanding debt



Projected to pay off \$66,015,000 in bond principal over the next 10 years

Opportunities to pay off principal even earlier based on valuation changes over the years.

Projected to pay off \$114,445,000 in bond principal over the next 15 years

\$29,140,000
Next 5 Years

\$36,875,000
Years 6-10

\$48,430,000
Years 11-15

\$44,920,000
Remaining 6 Years

These are scheduled principal payments but could be accelerated

Joint Public Hearing - Pink Postcard

Joint Public Hearing

- Applies to counties, cities, school districts, and community colleges
- Entity must participate in a joint public hearing if budget exceeds two percent plus growth rate excluding bonds
 - 6.09% for BPS in 2024-25
- The representative of each political subdivision must give a brief presentation at the hearing
- The county assessor will mail postcards around September 10th
- An elected official must also be in attendance

Pink Postcard Questions

Why did I receive this postcard in the mail?

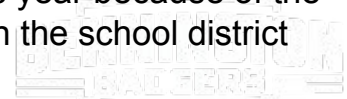
- Answer: Districts that increase their tax-asking by more than two percent, plus growth, are mandated to attend a Joint Public Hearing with all other political subdivisions that also increased their tax-asking by more than two percent. The public has a chance to provide comment to all political subdivisions at the meeting.

Does this postcard mean my taxes are going up?

- Answer: The postcard means the property tax-asking requested by the district went up more than two percent.

Did you say the levy was staying the same? Why did I get this postcard?

- Answer: While the BPS levy is remaining steady at \$1.358, the district tax-asking is increasing compared to the previous year because of the valuation increases within the school district boundaries.





Questions?



Bennington High School #2

Board Update



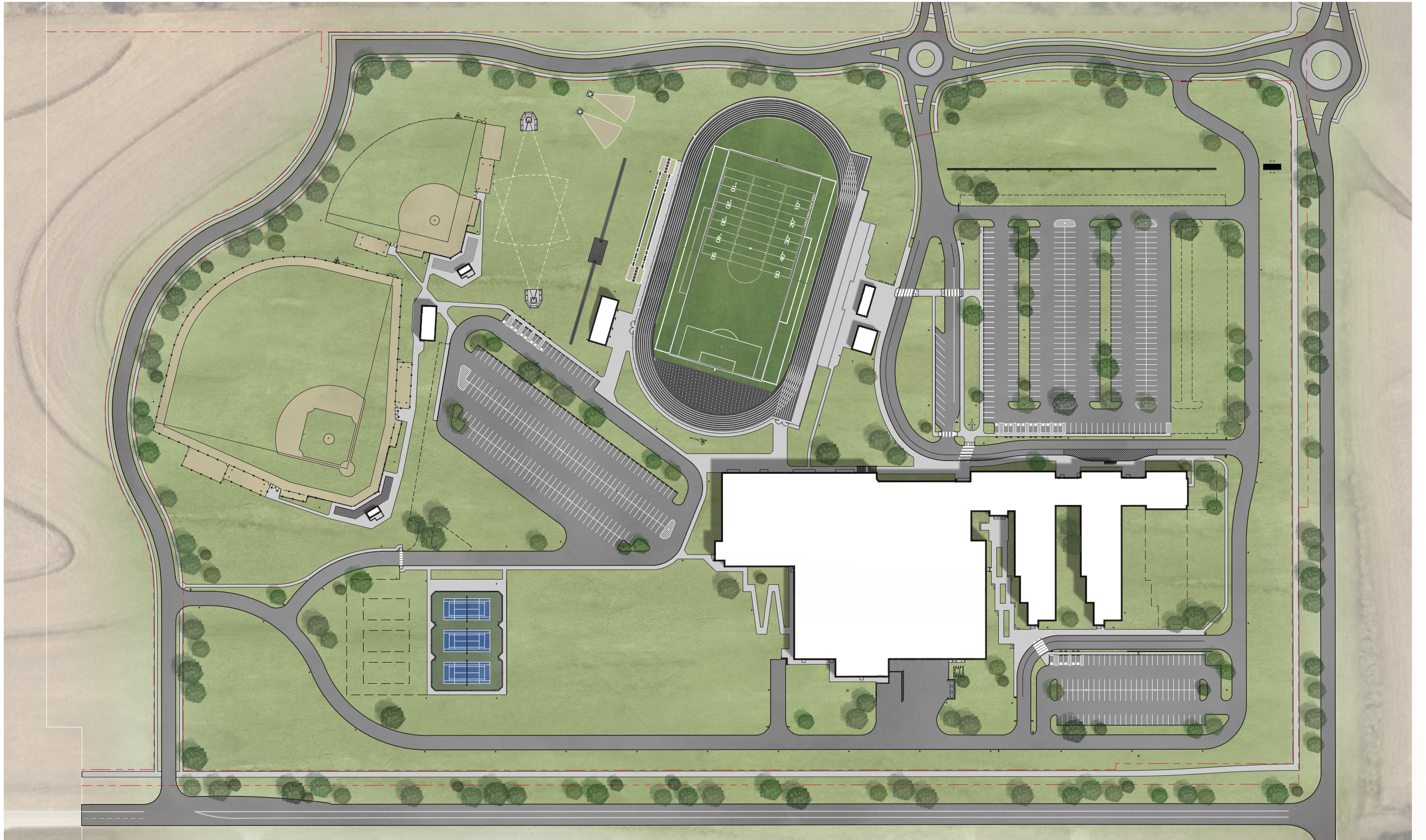
welcoming. vibrant. inspiring. enduring. connected. warm.

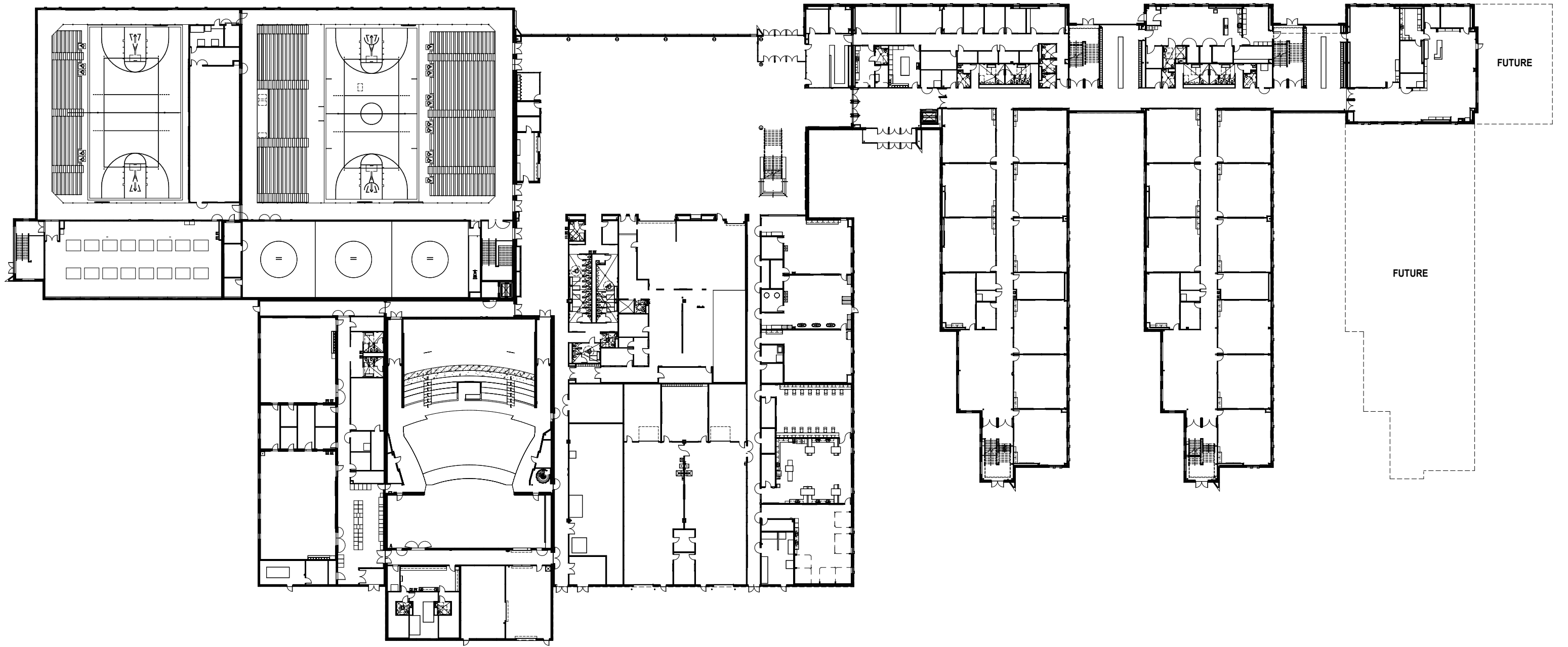
A focus on celebrating the natural colors, materials, and textures found in the surrounding landscape.

A gradient of Blue is the base of our palette and ties the building together and to the surrounding community.

Weaved throughout will be the new school brand creating their own identity.









Bennington High School #2 | Main Drive - Press Box

08 September 2025





Bennington High School #2 | Main Entrance
08 September 2025











Bennington High School #2 | Main Commons Stair & Student Art Project & Display

08 September 2025





Bid Package Schedule

Bid Package 01: Mass Grading

- April 4th design package and May award
- Grading commenced in early June following receipt of grading permit
- Surcharge placed early July and approved to be removed 3rd week of August
- Mass grading is on schedule to be completed this fall

Bid Package 02: Architectural Precast Wall Panels

- May 6th design package and awarded June 2025- Anticipating Q1 | Q2 delivery 2026

Bid Package 03: Tennis Court

- May 20th design package & July award.
- Post tension courts poured August 27th.
- Tennis courts are on track to be completed this fall.

Bid Package 04 -Foundations | Structure

- August 15th design package and award in September.

Bid Package 05: 70% CDs GMP

- Design to be issued September 5th. GMP to be set October 2025 timeframe.

Bid Package 06: 100% CDs

- Design to be issued October 9th.



Permit Update

Grading permit issued in June 2025

Footings permit submitted on August 19th.

- Anticipating footing permit October / November 2025
- Permit is contingent on final platting approval

Full building permit

- Will be submitted following October 9th, 2025, final Construction Documents



Construction Progress Update

Mass Grading

- To be completed this fall

Tennis Courts at the Existing High School

- To be completed this fall

Building Geopiers | Foundations

- To start late fall | early winter 2025

Structure

- To start Q1 | Q2 2026



Bennington High School #2 | Tennis Court Progress
08 September 2025





Bennington High School #2 | Tennis Court Progress
08 September 2025

