

**BENNINGTON PUBLIC SCHOOLS
DOUGLAS COUNTY SCHOOL DISTRICT NO. 59
BOARD OF EDUCATION REGULAR MEETING
Monday, May 11, 2026 6:00 PM**

Mission Statement

"The mission of Bennington Public Schools is to provide educational opportunities in a safe, caring environment that will prepare all students to meet the challenges of the future."

- I. Call Meeting to Order
- II. Public Forum
- III. Consent Agenda (Note: Items on the consent agenda are considered routine and will be enacted under one motion. There will be no separate discussion of these items at the meeting unless a Board Member requests an item removed from the agenda for separate action.)
 - A. Approval of Agenda
 - B. Approval of Minutes of the Monday, April 13, 2026 – Regular Meeting
 - C. Presentation of May Bills for Approval and Payment
 - D. Personnel: Resignation(s) and Hiring of Personnel
- IV. Items Removed From the Consent Agenda for Separate Action
- V. Reports
 - A. Administrative Reports
 - B. Committee Report(s)
 - C. Coordinator Report
 - D. Spotlight Report
 - E. Lobbyist Report
- VI. Unfinished Business- N/A
- VII. New Business
 - A. Discuss, Consider, and Take Action on Curriculum and Personnel Proposals
 - B. Discuss, Consider, and Take Action on District Purchases
 - C. Discuss, Consider, and Take Action on Bid Contracts for the Second High School Project
 - D. Discuss and Consider Preschool, Elementary, Middle School and High School Handbook Revisions
 - E. Discuss, Consider, and Take Action on K-12 Math Textbook Adoption
 - F. EXECUTIVE SESSION to Discussion Certified Staff Negotiations
- VIII. Time and Date of Next Regular Meeting
- IX. Adjournment

NOTICE: COPY OF OPEN MEETINGS ACT: The Board of Education makes available at least one current copy of the Open Meetings Act posted in the meeting room at a location accessible to members of the public. The Act is posted on the wall of the Board room.

INSTRUCTIONS FOR THOSE WHO WISH TO SPEAK DURING PUBLIC FORUM: Getting Started: When it is your turn to speak during the public forum portion of the agenda, please come forward to the table situated immediately in front of the Board, sign your name and address on the sign-in sheet and state your name to the Board of Education. Time Limit: You may speak only one time and must limit comments to 5 minutes or less. Personnel or Student Topic: If you are planning to speak about a personnel or student matter involving an individual, please understand that our policies require that such concerns initially be directed to the administration for consideration. Board members will generally not respond to any questions you ask or comments you may make about individual staff members or students. You are cautioned that slanderous comments are not protected just because they are made at the Board meeting. General Rules: Please remember that this is a public meeting for the conduct of business of the Board of Education. Offensive language, personal attacks and hostile conduct will not be tolerated.

BY: BENNINGTON PUBLIC SCHOOLS

**BENNINGTON PUBLIC SCHOOLS
DOUGLAS COUNTY SCHOOL DISTRICT NO. 59
BOARD OF EDUCATION REGULAR MEETING
MONDAY, APRIL 13, 2026 6:00 PM
BENNINGTON DISTRICT BOARD ROOM**

Posting Information: Notice published in the Daily Record on 04/10/2026. Notice of meeting posted on the District website. Agendas posted at all Bennington Public School buildings three days prior to the meeting date.

Attendance Taken at 6:00 PM. Jeremy Dick: Absent, Tim Dreessen: Present, Kara Neuverth: Present, Joe Pick: Present, Steve Shannon: Present, Allyson Slobotski: Present.

I. Call Meeting to Order- Board President Allyson Slobotski called the meeting to order at 6:06 p.m. noting the meeting is governed by the Open Meetings Act, which is available on the south end of the room.

II. Public Forum- No one from the public was present to speak.

III. Consent Agenda- Items on the consent agenda are considered routine and will be enacted under one motion. There will be no separate discussion of these items at the meeting unless a Board Member requests an item removed from the agenda for separate action. Approval of Agenda, Approval of Minutes of the Monday, March 9, 2026 - Regular Meeting, Presentation of April Bills for Approval and Payment, Personnel: Resignation(s) and Hiring of Personnel.

MOTION PASSED: Motion to approve the consent agenda as presented, passed with a motion by Allyson Slobotski and a second by Joe Pick. Tim Dreessen: Yea, Kara Neuverth: Yea, Joe Pick: Yea, Steve Shannon: Yea, Allyson Slobotski: Yea

April 2026 Personnel Notes: **Certified Staff Hire:** Millie Mitchell- teacher at Bennington Middle School, Mahra Steffens- teacher at Bennington Elementary, Kinley Riesselman- teacher at Heritage Elementary, Jessic Bentz- teacher at Pine Creek Elementary. Jackie Morales- math teacher at Bennington High School, Michelle Doyle- special education teacher at Bennington High School, Megan Case- speech language pathologist for the District, Lily Weindel- 3rd grade teacher at Heritage Elementary. **Classified Staff Hire:** Kayllee LaShure- Activities Secretary at Bennington High School, Kylie Peters- preschool paraprofessional at Anchor Pointe Elementary, Breann Hartman- paraprofessional at Bennington South Middle School, Erica Sevilla- preschool paraprofessional at Anchor Pointe Elementary, Corrigan Lehman- paraprofessional at Bennington Elementary, Liz LaBombard- athletic trainer for the District. **Certified Staff Resignations:** Carlee Watson, Jonna Pohlman, Hanna Gillett, Dawn Kucera is retiring, Alexis Nielsen- Alex McCabe. **Classified Staff Resignations:** Montana Milner, Anna Nardela, Bryan Gonzalez, Angie Kienbaum.

V. Reports

Administrative Reports: Elementary - Megan Christensen (AP Assistant Principal), Middle School - Lucas Apfelbeck, High School - Greg Lamberty, Student Services - Dan Bombeck
CIA - Shannon Thoendel, Operations - Matt Blomenkamp, Superintendent - Aaron Plas
Committee Reports: Building/Finance, Curriculum, Policy. Coordinator - Nutrition Services -

Tracy Watsabaugh, Spotlight - High Ability Learners - Abby Fitzgerald, Missy DeHart, and Calena Ohlson. Lobbyist - Julia Plucker

VI. Unfinished Business- N/A

VII. New Business

VII.A. Discuss, Consider, and Take Action on Curriculum and Personnel Proposals- The Curriculum Committee has continued to review proposals that were highly prioritized by both the Curriculum/Proposal Committee and the Administrative/BOE Committee. The Curriculum Committee recommended the following high-ranking proposals for approval: #36 Network Administrator. The Current System Administrator position will be split into two separate positions, System Administrator and Network Administrator.

MOTION PASSED: Motion to accept the recommendations by the Curriculum Committee for 2026-27 curriculum and personnel proposals #36 as outlined in the March 9, 2026, Curriculum Committee Report and pending 2026-27 budget approval, passed with a motion by Steve Shannon and a second by Joe Pick. Tim Dreessen: Yea, Kara Neuverth: Yea, Joe Pick: Yea, Steve Shannon: Yea, Allyson Slobotski: Yea

VII.B. Discuss, Consider, and Take Action on District Purchases- The Building and Finance Committee recommended the purchase of a new 10-passenger van for \$64,656. This van meets all federal requirements and is budgeted within the district's vehicle replacement plan.

MOTION PASSED: Motion to approve the district purchase as presented, passed with a motion by Allyson Slobotski and a second by Tim Dreessen. Tim Dreessen: Yea, Kara Neuverth: Yea, Joe Pick: Yea, Steve Shannon: Yea, Allyson Slobotski: Yea

VII.C. Discuss, Consider, and Take Action on Summer Maintenance Purchases- The Building and Finance Committee is unanimously recommending the following be approved for the 2025-26 summer maintenance and repairs: Bennington Elementary, HVAC replacement up to \$206,164, Pine Creek carpet replacement up to \$160,351, District concrete replacement up to \$215,000. Multiple bids were acquired when possible, on each of the items. These bids were reviewed by the Building/Finance committee and recommended for approval.

MOTION PASSED: Motion to approve summer maintenance purchases as presented, passed with a motion by Allyson Slobotski and a second by Tim Dreessen. Tim Dreessen: Yea, Kara Neuverth: Yea, Joe Pick: Yea, Steve Shannon: Yea, Allyson Slobotski: Yea

VII.D. Discuss, Consider and Take All Necessary Action with Regard to Possible Approval of a Permanent Water Main Easement with the Metropolitan Utilities District of Omaha for Property Owned by the School District in the Morgan Ridge Development- Metropolitan Utilities District (MUD) has requested a small permanent water main easement on the district's lot for the construction and maintenance of a water main to supply water to Morgan Ridge Phase II, which would include water for the future elementary school and help avoid conflict with proposed storm and sanitary sewers.

MOTION PASSED: The Board of Education of this School District should, and does hereby, authorize and approve the permanent water main easement with the Metropolitan Utilities District of Omaha, and this School District relating to certain improvements in and for the school property located along North 156th Street in the Morgan Ridge development, and that the Board hereby approves and adopts the attached Resolution, passed with a motion by Allyson Slobotski

and a second by Joe Pick. Tim Dreessen: Yea, Kara Neuverth: Yea, Joe Pick: Yea, Steve Shannon: Yea, Allyson Slobotski: Yea

VII.E. Discuss, Consider, and Take Action on Certified Staff Report- A list of non-tenured and tenured teaching and administrative staff for the 2026-27 school year was presented. **MOTION PASSED:** Motion to approve the continuing contracts of the certificated teachers and administrators as presented, passed with a motion by Kara Neuverth and a second by Steve Shannon. Tim Dreessen: Yea, Kara Neuverth: Yea, Joe Pick: Yea, Steve Shannon: Yea, Allyson Slobotski: Yea

VII.F. Discuss, Consider, and Take Action on 2026-2027 Lunch and Breakfast Prices- To help the district make decisions on the appropriate placement of pricing for meals, an array utilizing 18 metro school districts was created, and an analysis of the school nutrition fund was performed. It was recommended to increase the price of all meals by \$.10 cents. **MOTION PASSED:** Motion to approve the 2026-27 lunch and breakfast prices as presented, passed with a motion by Tim Dreessen and a second by Joe Pick. Tim Dreessen: Yea, Kara Neuverth: Yea, Joe Pick: Yea, Steve Shannon: Yea, Allyson Slobotski: Yea

VIII. Time and Date of Next Regular Meeting- Regular Meeting: May 11th - Regular Board Meeting at 6:00 PM - District Office.

IX. Adjournment

MOTION PASSED: Motion to adjourn the meeting at 7:15 PM, passed with a motion by Allyson Slobotski and a second by Tim Dreessen. Tim Dreessen: Yea, Kara Neuverth: Yea, Joe Pick: Yea, Steve Shannon: Yea, Allyson Slobotski: Yea

Fund: 01 GENERAL FUND CHECKING

<u>Account Number</u>	<u>Description</u>	<u>Revised Budget</u>	<u>During Month</u>	<u>To Date</u>
01 1370	PRESCHOOL TUITION AND FEES	0.00	5,687.50	45,675.00
01 1410	TRANS REC FROM INDIVIDUALS - REG	0.00	58,303.45	178,567.69
01 1510	INTEREST ON INVESTMENTS	0.00	168.94	1,111.95
01 1911	LOCAL LICENSE FEES	0.00	0.00	900.00
01 1990	OTHER LOCAL RECEIPTS	0.00	200.00	17,701.29
Subtotal: LOCAL RECIEPTS		0.00	64,359.89	243,955.93
01 3110	STATE AID	0.00	1,406,966.00	11,259,544.92
01 3120	SPECIAL ED PROGRAMS SCHOOL AGE	0.00	777,899.00	3,746,081.00
01 3400	STATE APPORTIONMENT	0.00	0.00	1,189,004.35
01 3535	PAYMENTS FOR HIGH ABLILITY LEARNERS	0.00	0.00	33,133.00
01 3551	CAREER EDUCATION	0.00	0.00	8,132.00
01 3990	OTHER STATE RECEIPTS	0.00	0.00	117,632.91
Subtotal: 3000		0.00	2,184,865.00	16,353,528.18
01 4505	TITLE I, PART A ESSA IMP BASIC PROG	0.00	0.00	205,349.00
01 4509	TITLE II, PART A ESSA EFFECT INSTRUCTION	0.00	0.00	32,724.00
01 4516	IDEA PRESCHOOL(619) BASE ALLOCATION	0.00	0.00	5,236.00
01 4518	IDEA Part B Base & Enrollment Poverty Allocation	0.00	0.00	685,341.00
01 4521	IDEA PART B PROPORTIONATE SHARE PART B L	0.00	0.00	27,267.00
01 4709	MEDICAID ADMINSTRATIVE ACTIVITIES	0.00	1,908.46	15,938.42
01 4969	TITLE IV, PART A	0.00	0.00	15,415.00
Subtotal: 4000		0.00	1,908.46	987,270.42
01 5301	INSURANCE ADJUSTMENTS	0.00	0.00	1,366.09
Subtotal: 5000		0.00	0.00	1,366.09
Fund Total:		0.00	2,251,133.35	17,586,120.62

Fund: 02 NUTRITION SERVICES

<u>Account Number</u>	<u>Description</u>	<u>Revised Budget</u>	<u>During Month</u>	<u>To Date</u>
02 1510	INTEREST ON INVESTMENTS	0.00	83.00	663.96
02 1620	DAILY SALES - NON-REIMB PROGRAMS	0.00	154,712.68	1,391,015.56
02 1990	MISCELLANEOUS LOCAL RECEIPTS	0.00	0.00	2,372.67
Subtotal: LOCAL RECIEPTS		0.00	154,795.68	1,394,052.19
02 3150	STATE REIMBURSEMENT(OF NUTRITION PROG)	0.00	0.00	3,605.47
Subtotal: 3000		0.00	0.00	3,605.47
02 4210	FEDERAL REIMBURSEMENT(OF NUTRIT PRGMS)	0.00	60,459.74	447,231.37
Subtotal: 4000		0.00	60,459.74	447,231.37
Fund Total:		0.00	215,255.42	1,844,889.03

Fund: 03 DEPRECIATION

<u>Account Number</u>	<u>Description</u>	<u>Revised Budget</u>	<u>During Month</u>	<u>To Date</u>
03 1510	INTEREST ON INVESTMENTS	0.00	46.36	1,247.52
Subtotal: LOCAL RECIEPTS		0.00	46.36	1,247.52
Fund Total:		0.00	46.36	1,247.52

Fund: 04 SPECIAL BUILDING FUND - SAVINGS

<u>Account Number</u>	<u>Description</u>	<u>Revised Budget</u>	<u>During Month</u>	<u>To Date</u>
04 1100	TAXES	0.00	218,813.98	409,841.83
04 1510	INTEREST ON INVESTMENTS	0.00	139.42	1,127.66
Subtotal: LOCAL RECIEPTS		0.00	218,953.40	410,969.49
04 5690	OTHER NON-REVENUE RECEIPTS	0.00	0.00	17,906.63
Subtotal: 5000		0.00	0.00	17,906.63
Fund Total:		0.00	218,953.40	428,876.12

Fund: 05 UNEMPLOYMENT - SAVINGS

<u>Account Number</u>	<u>Description</u>	<u>Revised Budget</u>	<u>During Month</u>	<u>To Date</u>
05 1510	INTEREST ON INVESTMENTS	0.00	0.81	8.38
Subtotal: LOCAL RECIEPTS		0.00	0.81	8.38
Fund Total:		0.00	0.81	8.38

Fund: 06 GENERAL - SAVINGS

<u>Account Number</u>	<u>Description</u>	<u>Revised Budget</u>	<u>During Month</u>	<u>To Date</u>
06 1100	TAXES	0.00	8,850,566.07	18,612,737.61
06 1510	INTEREST ON INVESTMENTS	0.00	4,927.40	13,828.80
Subtotal: LOCAL RECIEPTS		0.00	8,855,493.47	18,626,566.41
Fund Total:		0.00	8,855,493.47	18,626,566.41

Fund: 13 SPECIAL BUILDING FUND - CHECKING

<u>Account Number</u>	<u>Description</u>	<u>Revised Budget</u>	<u>During Month</u>	<u>To Date</u>
13 1510	INTEREST ON INVESTMENTS	0.00	52.49	228.70
Subtotal: LOCAL RECIEPTS		0.00	52.49	228.70
13 5690	OTHER NON-REVENUE RECEIPTS	0.00	0.00	0.00
Subtotal: 5000		0.00	0.00	0.00
Fund Total:		0.00	52.49	228.70

Fund: 14 BUILDING FUND - NLAF

<u>Account Number</u>	<u>Description</u>	<u>Revised Budget</u>	<u>During Month</u>	<u>To Date</u>
14 1510	Interest on Investments	0.00	126,492.36	552,075.25
Subtotal: LOCAL RECIEPTS		0.00	126,492.36	552,075.25
14 5100	Issuance of Bonds	0.00	0.00	47,723,218.06
Subtotal: 5000		0.00	0.00	47,723,218.06
Fund Total:		0.00	126,492.36	48,275,293.31

Fund: 16 QSC BONDS -SAVINGS

<u>Account Number</u>	<u>Description</u>	<u>Revised Budget</u>	<u>During Month</u>	<u>To Date</u>
16 1100	TAXES	0.00	101.21	103.10
16 1510	Interest on Investments	0.00	2.53	20.54
Subtotal: LOCAL RECIEPTS		0.00	103.74	123.64
Fund Total:		0.00	103.74	123.64

Fund: 18 GENERAL FUND CDARS

<u>Account Number</u>	<u>Description</u>	<u>Revised Budget</u>	<u>During Month</u>	<u>To Date</u>
18 1510	Interest on Investments	0.00	13,496.43	109,914.02
Subtotal: LOCAL RECIEPTS		0.00	13,496.43	109,914.02
Fund Total:		0.00	13,496.43	109,914.02

Fund: 19 BUILDING FUND CDARS

<u>Account Number</u>	<u>Description</u>	<u>Revised Budget</u>	<u>During Month</u>	<u>To Date</u>
19 1510	Interest on Investments	0.00	1,023.30	9,031.71
Subtotal: LOCAL RECIEPTS		0.00	1,023.30	9,031.71
Fund Total:		0.00	1,023.30	9,031.71

Fund: 20 DEPRECIATION CDARS

<u>Account Number</u>	<u>Description</u>	<u>Revised Budget</u>	<u>During Month</u>	<u>To Date</u>
20 1510	Interest on Investments	0.00	12,758.11	111,666.71
Subtotal: LOCAL RECIEPTS		0.00	12,758.11	111,666.71
Fund Total:		0.00	12,758.11	111,666.71

Fund: 21 ACTIVITY FUND

<u>Account Number</u>	<u>Description</u>	<u>Revised Budget</u>	<u>During Month</u>	<u>To Date</u>
21 1710 1510	Interest on Investments	0.00	53.30	441.60
21 1990 0100	BHS Athletics	0.00	984.00	(45,569.84)
21 1990 0101	BMS Athletics	0.00	0.00	11,091.59
21 1990 0102	BSMS Athletics	0.00	0.00	14,332.38

Fund: 21 ACTIVITY FUND

<u>Account Number</u>	<u>Description</u>	<u>Revised Budget</u>	<u>During Month</u>	<u>To Date</u>
21 1990 0105	BHS Football	0.00	0.00	42,742.52
21 1990 0110	BMS Football	0.00	0.00	702.00
21 1990 0111	BHS Varsity Track	0.00	3,658.00	5,207.05
21 1990 0112	BMS Track	0.00	600.00	600.00
21 1990 0113	BHS Athletic Training	0.00	0.00	7,789.87
21 1990 0114	BHS Uniforms	0.00	0.00	13,000.00
21 1990 0115	BHS Volleyball	0.00	0.00	13,559.10
21 1990 0116	BHS Lodging/Meals	0.00	0.00	11,205.73
21 1990 0117	BHS Dues/Fees	0.00	0.00	5.00
21 1990 0118	BHS Cross Country Club	0.00	0.00	8,674.00
21 1990 0119	BHS Baseball	0.00	4,566.38	6,995.38
21 1990 0120	BMS Volleyball	0.00	0.00	1,640.00
21 1990 0121	BSMS Football	0.00	0.00	1,944.75
21 1990 0122	BSMS Track	0.00	1,233.00	1,233.00
21 1990 0123	BSMS Volleyball	0.00	0.00	2,457.00
21 1990 0124	BSMS Boys' Basketball	0.00	0.00	3,692.50
21 1990 0125	BHS Boys' Basketball	0.00	0.00	15,949.64
21 1990 0130	BMS Boys' Basketball	0.00	0.00	2,221.19
21 1990 0131	BHS Unified Track & Field	0.00	0.00	300.00
21 1990 0135	BHS Girls' Basketball	0.00	0.00	21,347.28
21 1990 0140	BMS Girls' Basketball	0.00	0.00	1,622.65
21 1990 0141	BHS Baseball Club	0.00	0.00	1,243.13
21 1990 0142	BHS Volleyball Club	0.00	0.00	(2,751.00)
21 1990 0143	BSMS Girls' Basketball	0.00	0.00	1,900.00
21 1990 0145	BHS Cross Country	0.00	0.00	2,453.60
21 1990 0146	BMS Cross Country	0.00	0.00	800.00
21 1990 0150	BHS Boys' Golf	0.00	660.00	4,310.00
21 1990 0151	BHS Softball Club	0.00	0.00	238.60
21 1990 0152	BHS Boys' Soccer	0.00	2,648.50	3,596.17
21 1990 0153	BHS Boys' Soccer Fundraising	0.00	0.00	3,960.93
21 1990 0155	BHS Girls' Golf	0.00	0.00	7,230.00
21 1990 0156	BHS Girls' Tennis	0.00	0.00	1,000.00
21 1990 0164	BHS Girls' Soccer	0.00	3,208.50	4,570.00
21 1990 0165	BHS Girls' Soccer Fundraising	0.00	0.00	1,770.73
21 1990 0180	BHS Wrestling	0.00	0.00	14,400.02
21 1990 0185	BMS Wrestling	0.00	0.00	1,752.50
21 1990 0186	BSMS Wrestling	0.00	0.00	3,589.00
21 1990 0190	BHS Girls' Softball	0.00	0.00	3,586.00
21 1990 0191	BHS Unified Bowling	0.00	0.00	630.00
21 1990 0192	Boys' Golf Club	0.00	0.00	133.71
21 1990 0193	BHS Girls' Golf Club	0.00	0.00	155.00
21 1990 0195	BHS Track Club	0.00	50.00	9,973.00
21 1990 0196	BHS Football Club	0.00	0.00	825.00
21 1990 0197	BHS Wrestling Club	0.00	0.00	3,110.38
21 1990 0200	BHS Band	0.00	0.00	12,240.00
21 1990 0220	HE Band Resale	0.00	0.00	3,030.00
21 1990 0221	AP Band Resale	0.00	0.00	1,572.77
21 1990 0300	BHS Dance Team	0.00	411.60	48,772.36
21 1990 0355	BHS Varsity Cheerleading	0.00	0.00	22,261.61
21 1990 0425	BHS Prom	0.00	16,203.00	16,203.00
21 1990 0450	BHS Skills USA/VICA	0.00	0.00	620.00
21 1990 0512	SE Student Council	0.00	0.00	744.48
21 1990 0550	BE Miscellaneous	0.00	1,250.00	3,343.63
21 1990 0557	PC Miscellaneous	0.00	1,250.00	6,630.96
21 1990 0559	DIST Washington DC Trip	0.00	1,199.87	7,770.96
21 1990 0560	HE Miscellaneous	0.00	1,250.00	1,844.00

Fund: 21 ACTIVITY FUND

<u>Account Number</u>	<u>Description</u>	<u>Revised Budget</u>	<u>During Month</u>	<u>To Date</u>
21 1990 0561	AP Miscellaneous	0.00	1,315.98	1,899.17
21 1990 0567	SE Miscellaneous	0.00	1,250.00	2,380.87
21 1990 0568	SE Yearbook	0.00	0.00	660.00
21 1990 0590	BE Student Council	0.00	0.00	586.31
21 1990 0600	BHS FBLA	0.00	0.00	6,924.68
21 1990 0651	BHS Play Production	0.00	0.00	3,034.80
21 1990 0652	BHS Speech	0.00	0.00	128.00
21 1990 0720	BHS French	0.00	0.00	511.69
21 1990 0750	BHS Journalism	0.00	0.00	65.00
21 1990 0800	BHS Miscellaneous	0.00	3,657.88	22,842.45
21 1990 0801	BHS Robotics	0.00	0.00	1,911.00
21 1990 0802	BHS Quiz Bowl	0.00	0.00	1,723.70
21 1990 0804	BHS Multi Cultural Club	0.00	0.00	1,951.00
21 1990 0805	BHS Boys' Youth Basketball	0.00	314.00	3,271.20
21 1990 0806	BHS Outdoor Club	0.00	0.00	400.00
21 1990 0807	BHS Key Club	0.00	0.00	60.00
21 1990 0825	BHS Youth Girls' Basketball	0.00	0.00	1,202.36
21 1990 0830	BHS PSAT/AP	0.00	0.00	2,457.00
21 1990 0845	BMS Yearbook	0.00	0.00	100.00
21 1990 0846	BSMS Yearbook	0.00	25.00	35.00
21 1990 0872	BMS Service Club	0.00	159.00	309.00
21 1990 0875	DIST Wellness	0.00	0.00	150.00
21 1990 0880	DIST Facilities Use	0.00	4,250.00	40,454.29
21 1990 0890	BHS Student Senate	0.00	0.00	6,090.00
21 1990 0891	BMS Student Senate	0.00	998.65	998.65
21 1990 0892	BMS Cooking Club	0.00	0.00	2,215.00
21 1990 0893	BMS Miscellaneous	0.00	1,250.00	1,770.14
21 1990 0894	BSMS Student Senate	0.00	0.00	891.96
21 1990 0895	BSMS Cooking Club	0.00	0.00	(270.00)
21 1990 0896	BSMS Miscellaneous	0.00	1,250.00	1,726.36
21 1990 0900	BHS Music	0.00	0.00	2,039.00
21 1990 0910	BHS Musical	0.00	0.00	45,456.50
21 1990 0916	BMS Music Resale	0.00	0.00	198.00
21 1990 0917	BSMS Music Resale	0.00	0.00	293.00
21 1990 0952	BHS Art Lab	0.00	0.00	1,100.00
21 1990 0955	BHS Shop	0.00	0.00	697.46
21 1990 0971	PC Library	0.00	60.81	3,353.56
21 1990 0972	SE Library	0.00	65.54	3,621.85
21 1990 0975	BE Library	0.00	23.30	1,869.52
21 1990 0976	AP Library	0.00	12.96	2,262.67
21 1990 0995	HE Library	0.00	16.59	818.59
21 1990 0996	BMS Library	0.00	0.00	1,373.25
21 1990 0997	BSMS Library	0.00	0.00	1,261.15
Subtotal: LOCAL RECIEPTS		0.00	53,875.86	507,519.11
Fund Total:		0.00	53,875.86	507,519.11

Fund: 22 STUDENT FEE FUND

<u>Account Number</u>	<u>Description</u>	<u>Revised Budget</u>	<u>During Month</u>	<u>To Date</u>
22 1741 5100	Cooperative Loss	0.00	542.01	6,581.29
Subtotal: LOCAL RECIEPTS		0.00	542.01	6,581.29
Fund Total:		0.00	542.01	6,581.29

Fund: 24 QSC BONDS CDARS

<u>Account Number</u>	<u>Description</u>	<u>Revised Budget</u>	<u>During Month</u>	<u>To Date</u>
24 1510	Interest on Investments	0.00	1,765.33	14,847.14
Subtotal: LOCAL RECIEPTS		0.00	1,765.33	14,847.14

Fund: 24 QSC BONDS CDARS

<u>Account Number</u>	<u>Description</u>	<u>Revised Budget</u>	<u>During Month</u>	<u>To Date</u>
	Fund Total:	0.00	1,765.33	14,847.14

Fund: 25 BOND FUND

<u>Account Number</u>	<u>Description</u>	<u>Revised Budget</u>	<u>During Month</u>	<u>To Date</u>
25 1100	Local Property Taxes	0.00	3,985,621.91	5,951,122.41
25 1510	Interest on Investments	0.00	390,329.61	567,262.32
	Subtotal: LOCAL RECIEPTS	0.00	4,375,951.52	6,518,384.73
	Fund Total:	0.00	4,375,951.52	6,518,384.73

Fund: 27 UNEMPLOYMENT CDARS

<u>Account Number</u>	<u>Description</u>	<u>Revised Budget</u>	<u>During Month</u>	<u>To Date</u>
27 1510	Interest on Investments	0.00	793.95	6,677.16
	Subtotal: LOCAL RECIEPTS	0.00	793.95	6,677.16
	Fund Total:	0.00	793.95	6,677.16

	<u>Revised Budget</u>	<u>During Month</u>	<u>To Date</u>
Grand Total:	0.00	16,127,737.91	94,047,975.60

Account Number	Account Description	Revised Budget	Expended During Month	Expenditures to Date	% of Budget	Balance at EOM	P/ O Outstanding	Unencumbered Balance
01	GENERAL FUND CHECKING							
1100	REGULAR INSTRUCTIONAL PROGRAMS							
01 1100 110 000	REG INSTR - SALARIES NON-INSTR DIST	45,066.00	3,512.56	27,274.56	60.52	17,791.44	0.00	17,791.44
01 1100 111 000	REG INSTR - SALARIES TEACHERS DIST	264,099.00	13,370.26	106,962.08	40.50	157,136.92	0.00	157,136.92
01 1100 111 001	REG INSTR - SALARIES TEACHERS BHS	4,082,548.00	313,575.51	2,533,677.91	62.06	1,548,870.09	0.00	1,548,870.09
01 1100 111 002	REG INSTR - SALARIES TEACHERS BE	1,336,533.00	104,610.98	826,076.20	61.81	510,456.80	0.00	510,456.80
01 1100 111 003	REG INSTR - SALARIES TEACHERS PC	2,254,739.00	167,073.11	1,374,128.54	60.94	880,610.46	0.00	880,610.46
01 1100 111 004	REG INSTR - SALARIES TEACHERS HE	1,710,860.00	117,573.93	990,622.05	57.90	720,237.95	0.00	720,237.95
01 1100 111 005	REG INSTR - SALARIES TEACHERS BMS	2,255,382.00	164,205.80	1,347,099.70	59.73	908,282.30	0.00	908,282.30
01 1100 111 006	REG INSTR - SALARIES TEACHERS AP	1,684,058.00	150,903.33	1,207,226.64	71.69	476,831.36	0.00	476,831.36
01 1100 111 007	REG INSTR - SALARIES TEACHERS SE	1,653,289.00	130,480.25	1,043,842.00	63.14	609,447.00	0.00	609,447.00
01 1100 111 008	REG INSTR - SALARIES TEACHERS BSMS	2,683,867.00	214,191.49	1,711,282.27	63.76	972,584.73	0.00	972,584.73
01 1100 112 001	REG INSTR - SALARIES INSTR AIDES BHS	22,943.00	3,331.15	18,784.59	81.88	4,158.41	0.00	4,158.41
01 1100 112 002	REG INSTR - SALARIES INSTR AIDES BE	0.00	0.00	0.00	0.00	0.00	0.00	0.00
01 1100 112 003	REG INSTR - SALARIES INSTR AIDES PC	0.00	0.00	0.00	0.00	0.00	0.00	0.00
01 1100 112 004	REG INSTR - SALARIES INSTR AIDES HE	0.00	0.00	0.00	0.00	0.00	0.00	0.00
01 1100 112 005	REG INSTR - SALARIES INSTR AIDES BMS	0.00	0.00	0.00	0.00	0.00	0.00	0.00
01 1100 112 006	REG INSTR - SALARIES INSTR AIDES AP	0.00	0.00	0.00	0.00	0.00	0.00	0.00
01 1100 112 007	REG INSTR - SALARIES INSTR AIDES SE	0.00	0.00	0.00	0.00	0.00	0.00	0.00
01 1100 112 008	REG INSTR - SALARIES INSTR AIDES BSMS	0.00	0.00	0.00	0.00	0.00	0.00	0.00
01 1100 120 001	REG INSTR - SUBS NON-INSTR BHS	7,829.00	4,357.80	10,445.70	133.42	(2,616.70)	0.00	(2,616.70)
01 1100 120 005	REG INSTR - SUBS NON-INSTR BMS	108.00	2,146.39	12,761.18	11,815.91	(12,653.18)	0.00	(12,653.18)
01 1100 120 008	SUBS NON-INSTR BSMS	0.00	0.00	0.00	0.00	0.00	0.00	0.00
01 1100 122 001	REG INSTR - SUB AIDES/ASST HS	632.00	0.00	0.00	0.00	632.00	0.00	632.00
01 1100 122 002	REG INSTR - SUB AIDES/ASST BE	275.00	0.00	79.92	29.06	195.08	0.00	195.08
01 1100 122 003	REG INSTR - SUB AIDES/ASST PC	0.00	0.00	0.00	0.00	0.00	0.00	0.00
01 1100 122 004	REG INSTR - SUB AIDES/ASST HE	0.00	0.00	0.00	0.00	0.00	0.00	0.00
01 1100 122 005	REG INSTR - SUB AIDES/ASST BMS	1,343.00	83.44	365.01	27.18	977.99	0.00	977.99
01 1100 122 006	REG INSTR - SUB AIDES/ASST AP	150.00	0.00	0.00	0.00	150.00	0.00	150.00
01 1100 122 007	REG INSTR - SUB AIDES/ASST SE	0.00	0.00	0.00	0.00	0.00	0.00	0.00
01 1100 122 008	REG INSTR - SUB AIDES/ASST BSMS	1,922.00	87.14	292.12	15.20	1,629.88	0.00	1,629.88
01 1100 123 000	REG INSTR - SUB TEACHERS DIST	0.00	0.00	4,200.00	0.00	(4,200.00)	0.00	(4,200.00)
01 1100 123 001	REG INSTR - SUB TEACHERS BHS	133,608.00	13,650.00	85,275.00	63.82	48,333.00	0.00	48,333.00
01 1100 123 002	REG INSTR - SUB TEACHERS BE	69,609.00	6,672.50	47,425.00	68.13	22,184.00	0.00	22,184.00
01 1100 123 003	REG INSTR - SUB TEACHERS PC	76,540.00	12,047.50	63,095.00	82.43	13,445.00	0.00	13,445.00
01 1100 123 004	REG INSTR - SUB TEACHERS HE	63,618.00	5,775.00	49,487.50	77.79	14,130.50	0.00	14,130.50
01 1100 123 005	REG INSTR - SUB TEACHERS BMS	67,148.00	9,320.00	48,272.50	71.89	18,875.50	0.00	18,875.50
01 1100 123 006	REG INSTR - SUB TEACHERS AP	69,088.00	8,487.50	39,375.00	56.99	29,713.00	0.00	29,713.00
01 1100 123 007	REG INSTR - SUB TEACHERS SE	60,138.00	5,775.00	35,525.00	59.07	24,613.00	0.00	24,613.00
01 1100 123 008	REG INSTR - SUB TEACHERS BSMS	91,680.00	10,792.50	59,597.50	65.01	32,082.50	0.00	32,082.50
01 1100 130 000	REG INSTR - OT SALARIES NON-INSTR DIST	8,903.00	718.60	6,012.05	67.53	2,890.95	0.00	2,890.95
01 1100 130 001	REG INSTR - OT SALARIES NON-INSTR BHS	0.00	0.00	0.00	0.00	0.00	0.00	0.00
01 1100 132 001	REG INSTR - OT SALARIES AIDES BHS	510.00	605.40	605.40	118.71	(95.40)	0.00	(95.40)
01 1100 132 002	REG INSTR - OT SALARIES INSTR AIDES BE	0.00	0.00	0.00	0.00	0.00	0.00	0.00
01 1100 132 003	REG INSTR - OT SALARIES INSTR AIDES PC	0.00	0.00	0.00	0.00	0.00	0.00	0.00
01 1100 132 004	REG INSTR - OT SALARIES INSTR AIDES HE	0.00	0.00	0.00	0.00	0.00	0.00	0.00
01 1100 132 006	REG INSTR - OT SALARIES INSTR AIDES AP	0.00	0.00	0.00	0.00	0.00	0.00	0.00
01 1100 132 007	REG INSTR - OT SALARIES INSTR AIDES SE	0.00	0.00	0.00	0.00	0.00	0.00	0.00
01 1100 132 008	REG INSTR - OT SALARIES INSTR AIDES BSMS	0.00	0.00	0.00	0.00	0.00	0.00	0.00
01 1100 150 000	REG INSTR - ADD'L COMP NON-INSTR DIST	0.00	7.26	58.08	0.00	(58.08)	0.00	(58.08)
01 1100 150 001	REG INSTR - ADD'L COMP NON-INSTR BHS	5,294.00	214.96	4,424.68	83.58	869.32	0.00	869.32
01 1100 150 005	REG INSTR - ADD'L COMP NON-INSTR BMS	107.00	35.00	260.00	242.99	(153.00)	0.00	(153.00)
01 1100 150 008	REG INSTR - ADD'L COMP NON-INSTR BSMS	628.00	0.00	490.00	78.03	138.00	0.00	138.00
01 1100 151 000	REG INSTR - ADD'L COMP TEACHERS DIST	3,883.00	264.49	2,115.92	54.49	1,767.08	0.00	1,767.08
01 1100 151 001	REG INSTR - ADD'L COMP TEACHERS BHS	550,287.00	45,361.39	360,535.38	65.52	189,751.62	0.00	189,751.62

05/08/2026 01:02 PM

User ID: MDT

Account Number	Account Description	Revised Budget	Expended During Month	Expenditures to Date	% of Budget	Balance at EOM	P/ O Outstanding	Unencumbered Balance
01 1100 151 002	REG INSTR - ADD'L COMP TEACHERS BE	25,895.00	2,017.30	18,057.21	69.73	7,837.79	0.00	7,837.79
01 1100 151 003	REG INSTR - ADD'L COMP TEACHERS PC	39,138.00	3,297.97	25,420.70	64.95	13,717.30	0.00	13,717.30
01 1100 151 004	REG INSTR - ADD'L COMP TEACHERS HE	27,933.00	2,168.73	19,222.62	68.82	8,710.38	0.00	8,710.38
01 1100 151 005	REG INSTR - ADD'L COMP TEACHERS BMS	102,306.00	6,791.08	66,411.37	64.91	35,894.63	0.00	35,894.63
01 1100 151 006	REG INSTR - ADD'L COMP TEACHERS AP	29,651.00	2,260.04	21,386.68	72.13	8,264.32	0.00	8,264.32
01 1100 151 007	REG INSTR - ADD'L COMP TEACHERS SE	26,420.00	2,074.11	18,526.98	70.12	7,893.02	0.00	7,893.02
01 1100 151 008	REG INSTR - ADD'L COMP TEACHERS BSMS	114,427.00	8,782.05	81,072.13	70.85	33,354.87	0.00	33,354.87
01 1100 152 001	REG INSTR - ADD'L COMP AIDES BHS	113.00	6.41	51.28	45.38	61.72	0.00	61.72
01 1100 152 002	REG INSTR - ADD'L COMP AIDES BE	0.00	0.00	0.00	0.00	0.00	0.00	0.00
01 1100 152 003	REG INSTR - ADD'L COMP AIDES PC	0.00	0.00	0.00	0.00	0.00	0.00	0.00
01 1100 152 004	REG INSTR - ADD'L COMP AIDES HE	0.00	0.00	0.00	0.00	0.00	0.00	0.00
01 1100 152 005	REG INSTR - ADD'L COMP AIDES BMS	0.00	0.00	0.00	0.00	0.00	0.00	0.00
01 1100 152 006	REG INSTR - ADD'L COMP AIDES AP	0.00	0.00	0.00	0.00	0.00	0.00	0.00
01 1100 152 007	REG INSTR - ADD'L COMP AIDES SE	0.00	0.00	0.00	0.00	0.00	0.00	0.00
01 1100 152 008	REG INSTR - ADD'L COMP AIDES BSMS	0.00	0.00	0.00	0.00	0.00	0.00	0.00
01 1100 210 000	REG INSTR - GROUP INS NON-INSTR DIST	0.00	2.10	16.80	0.00	(16.80)	0.00	(16.80)
01 1100 211 000	REG INSTR - GROUP INS TEACHERS/PROF DIST	69,916.00	4,913.80	39,310.40	56.23	30,605.60	0.00	30,605.60
01 1100 211 001	REG INSTR - GROUP INS TEACHERS/PROF BHS	1,142,495.00	86,407.55	682,379.07	59.73	460,115.93	0.00	460,115.93
01 1100 211 002	REG INSTR - GROUP INS TEACHERS/PROF BE	390,514.00	30,458.55	252,713.82	64.71	137,800.18	0.00	137,800.18
01 1100 211 003	REG INSTR - GROUP INS TEACHERS/PROF PC	653,749.00	46,810.54	368,457.20	56.36	285,291.80	0.00	285,291.80
01 1100 211 004	REG INSTR - GROUP INS TEACHERS/PROF HE	448,336.00	35,092.75	275,582.24	61.47	172,753.76	0.00	172,753.76
01 1100 211 005	REG INSTR - GROUP INS TEACHERS/PROF BMS	449,833.00	36,777.79	294,633.70	65.50	155,199.30	0.00	155,199.30
01 1100 211 006	REG INSTR - GROUP INS TEACHERS/PROF AP	552,271.00	47,455.86	379,485.97	68.71	172,785.03	0.00	172,785.03
01 1100 211 007	REG INSTR - GROUP INS TEACHERS/PROF SE	485,281.00	38,536.80	304,625.42	62.77	180,655.58	0.00	180,655.58
01 1100 211 008	REG INSTR - GROUP INS TEACHERS/PROF BSMS	683,873.00	51,978.23	415,825.84	60.80	268,047.16	0.00	268,047.16
01 1100 212 001	REG INSTR - GROUP INS AIDES BHS	454.00	681.19	5,449.52	1,200.33	(4,995.52)	0.00	(4,995.52)
01 1100 212 002	REG INSTR - GROUP INS AIDES BE	0.00	0.00	0.00	0.00	0.00	0.00	0.00
01 1100 212 003	REG INSTR - GROUP INS AIDES PC	0.00	0.00	0.00	0.00	0.00	0.00	0.00
01 1100 212 004	REG INSTR - GROUP INS AIDES HE	0.00	0.00	0.00	0.00	0.00	0.00	0.00
01 1100 212 005	REG INSTR - GROUP INS AIDES BMS	0.00	0.00	0.00	0.00	0.00	0.00	0.00
01 1100 212 006	REG INSTR - GROUP INS AIDES AP	0.00	0.00	0.00	0.00	0.00	0.00	0.00
01 1100 212 007	REG INSTR - GROUP INS AIDES SE	0.00	0.00	0.00	0.00	0.00	0.00	0.00
01 1100 212 008	REG INSTR - GROUP INS AIDES BSMS	0.00	0.00	0.00	0.00	0.00	0.00	0.00
01 1100 220 000	REG INSTR - SOC SEC NON-INSTR DIST	4,645.00	360.57	2,841.57	61.17	1,803.43	0.00	1,803.43
01 1100 220 001	REG INSTR - SOC SEC NON-INSTR BHS	988.00	349.83	1,137.65	115.15	(149.65)	0.00	(149.65)
01 1100 220 005	REG INSTR - SOC SEC NON-INSTR BMS	0.00	166.87	996.11	0.00	(996.11)	0.00	(996.11)
01 1100 220 008	REG INSTR - SOC SEC NON-INSTR BSMS	0.00	0.00	37.51	0.00	(37.51)	0.00	(37.51)
01 1100 221 000	REG INSTR - SOC SEC TEACHERS DIST	21,127.00	1,055.85	8,446.85	39.98	12,680.15	0.00	12,680.15
01 1100 221 001	REG INSTR - SOC SEC TEACHERS BHS	363,421.00	27,260.70	216,807.35	59.66	146,613.65	0.00	146,613.65
01 1100 221 002	REG INSTR - SOC SEC TEACHERS BE	109,206.00	8,107.41	64,255.41	58.84	44,950.59	0.00	44,950.59
01 1100 221 003	REG INSTR - SOC SEC TEACHERS PC	179,696.00	13,144.12	107,998.61	60.10	71,697.39	0.00	71,697.39
01 1100 221 004	REG INSTR - SOC SEC TEACHERS HE	132,436.00	9,108.94	73,655.32	55.62	58,780.68	0.00	58,780.68
01 1100 221 005	REG INSTR - SOC SEC TEACHERS BMS	186,159.00	13,073.13	108,110.54	58.07	78,048.46	0.00	78,048.46
01 1100 221 006	REG INSTR - SOC SEC TEACHERS AP	130,901.00	11,431.56	91,682.29	70.04	39,218.71	0.00	39,218.71
01 1100 221 007	REG INSTR - SOC SEC TEACHERS SE	127,843.00	10,101.47	80,967.37	63.33	46,875.63	0.00	46,875.63
01 1100 221 008	REG INSTR - SOC SEC TEACHERS BSMS	218,536.00	16,940.65	136,176.92	62.31	82,359.08	0.00	82,359.08
01 1100 222 001	REG INSTR - SOC SEC AIDES BHS	1,835.00	298.03	1,458.40	79.48	376.60	0.00	376.60
01 1100 222 002	REG INSTR - SOC SEC AIDES BE	0.00	0.00	6.12	0.00	(6.12)	0.00	(6.12)
01 1100 222 003	REG INSTR - SOC SEC AIDES PC	0.00	0.00	0.00	0.00	0.00	0.00	0.00
01 1100 222 004	REG INSTR - SOC SEC AIDES HE	0.00	0.00	0.00	0.00	0.00	0.00	0.00
01 1100 222 005	REG INSTR - SOC SEC AIDES BMS	0.00	6.39	27.93	0.00	(27.93)	0.00	(27.93)
01 1100 222 006	REG INSTR - SOC SEC AIDES AP	0.00	0.00	0.00	0.00	0.00	0.00	0.00
01 1100 222 007	REG INSTR - SOC SEC AIDES SE	0.00	0.00	0.00	0.00	0.00	0.00	0.00
01 1100 222 008	REG INSTR - SOC SEC AIDES BSMS	134.00	6.66	22.34	16.67	111.66	0.00	111.66
01 1100 223 000	REG INSTR - SOC SEC SUB TEACHERS DIST	0.00	0.00	321.30	0.00	(321.30)	0.00	(321.30)

05/08/2026 01:02 PM

User ID: MDT

Account Number	Account Description	Revised Budget	Expended During Month	Expenditures to Date	% of Budget	Balance at EOM	P/ O Outstanding	Unencumbered Balance
01 1100 271 008	REG INSTR - WORK COMP TEACHERS BSMS	0.00	0.00	0.00	0.00	0.00	0.00	0.00
01 1100 280 000	REG INSTR - HEALTH BEN NON-INSTR DIST	5,858.00	475.00	3,800.00	64.87	2,058.00	0.00	2,058.00
01 1100 281 000	REG INSTR - HEALTH BEN TEACHERS DIST	5,858.00	475.00	3,800.00	64.87	2,058.00	0.00	2,058.00
01 1100 281 001	REG INSTR - HEALTH BEN TEACHERS BHS	107,419.00	9,292.43	72,999.34	67.96	34,419.66	0.00	34,419.66
01 1100 281 002	REG INSTR - HEALTH BEN TEACHERS BE	76,208.00	4,727.95	38,307.74	50.27	37,900.26	0.00	37,900.26
01 1100 281 003	REG INSTR - HEALTH BEN TEACHERS PC	71,694.00	7,523.68	59,926.82	83.59	11,767.18	0.00	11,767.18
01 1100 281 004	REG INSTR - HEALTH BEN TEACHERS HE	50,186.00	3,346.53	26,685.70	53.17	23,500.30	0.00	23,500.30
01 1100 281 005	REG INSTR - HEALTH BEN TEACHERS BMS	95,364.00	7,512.41	60,099.28	63.02	35,264.72	0.00	35,264.72
01 1100 281 006	REG INSTR - HEALTH BEN TEACHERS AP	34,515.00	2,993.35	23,946.80	69.38	10,568.20	0.00	10,568.20
01 1100 281 007	REG INSTR - HEALTH BEN TEACHERS SE	45,500.00	4,466.66	35,127.50	77.20	10,372.50	0.00	10,372.50
01 1100 281 008	REG INSTR - HEALTH BEN TEACHERS BSMS	89,102.00	7,892.28	63,138.24	70.86	25,963.76	0.00	25,963.76
01 1100 320 002	REG INSTR - PROF ED SERVICES BE	0.00	0.00	0.00	0.00	0.00	0.00	0.00
01 1100 320 003	REG INSTR - PROF ED SERVICES PC	0.00	0.00	0.00	0.00	0.00	150.00	(150.00)
01 1100 320 004	REG INSTR - PROF ED SERVICES HE	0.00	0.00	0.00	0.00	0.00	0.00	0.00
01 1100 320 006	REG INSTR - PROF ED SERVICES AP	0.00	0.00	0.00	0.00	0.00	0.00	0.00
01 1100 320 007	REG INSTR - PROF ED SERVICES SE	0.00	0.00	0.00	0.00	0.00	0.00	0.00
01 1100 340 000	REG INSTR - OTHER PROF SERVICES DIST	0.00	0.00	0.00	0.00	0.00	0.00	0.00
01 1100 340 001	REG INSTR - OTHER PROF SERVICES BHS	0.00	0.00	0.00	0.00	0.00	0.00	0.00
01 1100 340 001 081	REG INSTR - PROF SERV VOCAL MUSIC BHS	0.00	0.00	222.00	0.00	(222.00)	0.00	(222.00)
01 1100 340 001 082	REG INSTR - PROF SERV INSTR MUSIC BHS	0.00	0.00	0.00	0.00	0.00	0.00	0.00
01 1100 340 002	REG INSTR - OTHER PROF SERVICES BE	0.00	0.00	0.00	0.00	0.00	0.00	0.00
01 1100 340 003	REG INSTR - OTHER PROF SERVICES PC	0.00	0.00	0.00	0.00	0.00	0.00	0.00
01 1100 340 004	REG INSTR - OTHER PROF SERVICES HE	105.00	0.00	0.00	0.00	105.00	0.00	105.00
01 1100 340 005	REG INSTR - OTHER PROF SERVICES BMS	0.00	0.00	0.00	0.00	0.00	0.00	0.00
01 1100 340 006	REG INSTR - OTHER PROF SERVICES AP	0.00	0.00	0.00	0.00	0.00	0.00	0.00
01 1100 340 007	REG INSTR - OTHER PROF SERVICES SE	0.00	0.00	0.00	0.00	0.00	0.00	0.00
01 1100 340 008	REG INSTR - OTHER PROF SERVICES BSMS	0.00	0.00	0.00	0.00	0.00	0.00	0.00
01 1100 440 001	REG INSTR - RENTALS BHS	0.00	0.00	0.00	0.00	0.00	0.00	0.00
01 1100 440 002	REG INSTR - RENTALS BE	0.00	0.00	0.00	0.00	0.00	0.00	0.00
01 1100 440 003	REG INSTR - RENTALS PC	0.00	0.00	0.00	0.00	0.00	0.00	0.00
01 1100 440 004	REG INSTR - RENTALS HE	0.00	0.00	0.00	0.00	0.00	0.00	0.00
01 1100 440 005	REG INSTR - RENTALS BMS	0.00	0.00	0.00	0.00	0.00	0.00	0.00
01 1100 440 006	REG INSTR - RENTALS AP	0.00	0.00	0.00	0.00	0.00	0.00	0.00
01 1100 440 007	REG INSTR - RENTALS SE	0.00	0.00	0.00	0.00	0.00	0.00	0.00
01 1100 440 008	REG INSTR - RENTALS BSMS	0.00	0.00	0.00	0.00	0.00	0.00	0.00
01 1100 550 000	REG INSTR - PRINTING DIST	62,797.00	2,002.96	48,952.15	78.76	13,844.85	508.03	13,336.82
01 1100 550 001	REG INSTR - PRINTING BHS	0.00	0.00	0.00	0.00	0.00	0.00	0.00
01 1100 550 002	REG INSTR - PRINTING BE	0.00	0.00	0.00	0.00	0.00	0.00	0.00
01 1100 550 003	REG INSTR - PRINTING PC	0.00	0.00	113.75	0.00	(113.75)	0.00	(113.75)
01 1100 550 004	REG INSTR - PRINTING HE	0.00	0.00	0.00	0.00	0.00	0.00	0.00
01 1100 550 005	REG INSTR - PRINTING BMS	780.00	0.00	0.00	0.00	780.00	0.00	780.00
01 1100 550 006	REG INSTR - PRINTING AP	0.00	0.00	0.00	0.00	0.00	0.00	0.00
01 1100 550 007	REG INSTR - PRINTING SE	0.00	0.00	110.97	0.00	(110.97)	0.00	(110.97)
01 1100 550 008	REG INSTR - PRINTING BSMS	0.00	0.00	0.00	0.00	0.00	0.00	0.00
01 1100 561 000	REG INSTR - TUIT PD OTHER DIST	72,477.00	0.00	0.00	0.00	72,477.00	0.00	72,477.00
01 1100 561 001	REG INSTR - TUIT PD OTHER DIST BHS	9,292.00	0.00	6,000.00	64.57	3,292.00	0.00	3,292.00
01 1100 561 005	REG INSTR - TUIT PD OTHER DIST BMS	0.00	0.00	0.00	0.00	0.00	0.00	0.00
01 1100 561 008	REG INSTR - TUIT PD OTHER DIST BSMS	0.00	0.00	0.00	0.00	0.00	0.00	0.00
01 1100 580 000	REG INSTR - TRAVEL & MILEAGE DIST	8,918.00	848.58	4,518.66	50.67	4,399.34	0.00	4,399.34
01 1100 580 001	REG INSTR - TRAVEL & MILEAGE BHS	155.00	0.00	181.16	116.88	(26.16)	0.00	(26.16)
01 1100 580 001 015	REG INSTR - TRAVEL & MILEAGE ENGLISH BHS	0.00	0.00	0.00	0.00	0.00	0.00	0.00
01 1100 580 001 016	REG INSTR - TRAVEL & MILEAGE JOURN BHS	0.00	0.00	0.00	0.00	0.00	0.00	0.00
01 1100 580 001 017	REG INSTR - TRAVEL & MILEAGE 1ACT/SP BHS	0.00	0.00	0.00	0.00	0.00	0.00	0.00
01 1100 580 001 020	REG INSTR - TRAVEL & MILEAGE SPANISH BHS	0.00	0.00	2,181.81	0.00	(2,181.81)	960.00	(3,141.81)
01 1100 580 001 021	REG INSTR - TRAVEL & MILEAGE FRENCH BHS	0.00	0.00	2,176.12	0.00	(2,176.12)	61.38	(2,237.50)

05/08/2026 01:02 PM

User ID: MDT

Account Number	Account Description	Revised Budget	Expended During Month	Expenditures to Date	% of Budget	Balance at EOM	P/ O Outstanding	Unencumbered Balance
01 1100 610 001 020	REG INSTR - SUPPLIES SPANISH BHS	1,881.00	648.84	898.10	47.75	982.90	0.00	982.90
01 1100 610 001 021	REG INSTR - SUPPLIES FRENCH BHS	1,215.00	0.00	174.45	14.36	1,040.55	0.00	1,040.55
01 1100 610 001 030	REG INSTR - SUPPLIES SOC STUD BHS	2,011.00	674.94	912.96	55.90	1,098.04	211.14	886.90
01 1100 610 001 040	REG INSTR - SUPPLIES MATH BHS	8,550.00	0.00	59.99	4.61	8,490.01	333.88	8,156.13
01 1100 610 001 050	REG INSTR - SUPPLIES VOCATIONAL BHS	0.00	0.00	0.00	0.00	0.00	0.00	0.00
01 1100 610 001 051	REG INSTR - SUPPLIES BUSINESS BHS	2,072.00	1,438.37	1,600.07	78.51	471.93	26.72	445.21
01 1100 610 001 052	REG INSTR - SUPPLIES IND TECH BHS	6,054.00	1,266.23	5,163.35	87.45	890.65	130.92	759.73
01 1100 610 001 053	REG INSTR - SUPPLIES FCS BHS	8,232.00	672.64	5,426.59	66.56	2,805.41	52.46	2,752.95
01 1100 610 001 060	REG INSTR - SUPPLIES PE BHS	5,190.00	67.96	860.59	16.58	4,329.41	0.00	4,329.41
01 1100 610 001 070	REG INSTR - SUPPLIES SCIENCE BHS	15,947.00	6,884.95	9,789.04	72.13	6,157.96	1,713.15	4,444.81
01 1100 610 001 080	REG INSTR - SUPPLIES ART BHS	7,714.00	459.64	459.64	9.55	7,254.36	276.68	6,977.68
01 1100 610 001 081	REG INSTR - SUPPLIES VOCAL MUSIC BHS	1,568.00	0.00	210.95	13.45	1,357.05	0.00	1,357.05
01 1100 610 001 082	REG INSTR - SUPPLIES INSTR MUSIC BHS	6,203.00	432.63	2,245.01	36.19	3,957.99	0.00	3,957.99
01 1100 610 001 611	REG INSTR - TESTING SUPPLIES BHS	0.00	39.99	39.99	0.00	(39.99)	0.00	(39.99)
01 1100 610 002	REG INSTR - SUPPLIES BE	6,313.00	1,511.29	5,254.83	83.24	1,058.17	0.00	1,058.17
01 1100 610 002 001	REG INSTR - SUPPLIES 1ST GRADE BE	1,124.00	334.30	488.64	43.47	635.36	0.00	635.36
01 1100 610 002 002	REG INSTR - SUPPLIES 2ND GRADE BE	2,117.00	447.49	447.49	21.14	1,669.51	0.00	1,669.51
01 1100 610 002 003	REG INSTR - SUPPLIES 3RD GRADE BE	958.00	548.53	642.89	67.11	315.11	0.00	315.11
01 1100 610 002 004	REG INSTR - SUPPLIES 4TH GRADE BE	893.00	699.16	1,093.66	123.16	(200.66)	6.16	(206.82)
01 1100 610 002 005	REG INSTR - SUPPLIES 5TH GRADE BE	836.00	113.95	551.09	65.92	284.91	0.00	284.91
01 1100 610 002 007	REG INSTR - SUPPLIES KDG BE	854.00	133.66	685.37	82.48	168.63	18.99	149.64
01 1100 610 002 020	REG INSTR - SUPPLIES SPANISH BE	0.00	0.00	0.00	0.00	0.00	0.00	0.00
01 1100 610 002 060	REG INSTR - SUPPLIES PE BE	0.00	0.00	0.00	0.00	0.00	0.00	0.00
01 1100 610 002 080	REG INSTR - SUPPLIES ART BE	1,441.00	0.00	2,722.17	188.91	(1,281.17)	0.00	(1,281.17)
01 1100 610 002 081	REG INSTR - SUPPLIES VOCAL MUSIC BE	816.00	0.00	3,435.52	421.02	(2,619.52)	0.00	(2,619.52)
01 1100 610 002 082	REG INSTR - SUPPLIES INSTR MUSIC BE	0.00	0.00	0.00	0.00	0.00	0.00	0.00
01 1100 610 002 611	REG INSTR - TESTING SUPPLIES BE	3,307.00	0.00	0.00	0.00	3,307.00	0.00	3,307.00
01 1100 610 003	REG INSTR - SUPPLIES PC	7,752.00	25.57	2,634.61	33.99	5,117.39	0.00	5,117.39
01 1100 610 003 001	REG INSTR - SUPPLIES 1ST GRADE PC	778.00	144.35	269.36	34.62	508.64	0.00	508.64
01 1100 610 003 002	REG INSTR - SUPPLIES 2ND GRADE PC	831.00	0.00	137.50	16.55	693.50	0.00	693.50
01 1100 610 003 003	REG INSTR - SUPPLIES 3RD GRADE PC	1,611.00	154.36	635.33	39.75	975.67	4.99	970.68
01 1100 610 003 004	REG INSTR - SUPPLIES 4TH GRADE PC	1,182.00	179.83	725.78	61.40	456.22	0.00	456.22
01 1100 610 003 005	REG INSTR - SUPPLIES 5TH GRADE PC	998.00	493.34	626.99	62.82	371.01	0.00	371.01
01 1100 610 003 007	REG INSTR - SUPPLIES KDG PC	1,719.00	506.03	506.03	40.00	1,212.97	181.55	1,031.42
01 1100 610 003 020	REG INSTR - SUPPLIES SPANISH PC	0.00	0.00	0.00	0.00	0.00	0.00	0.00
01 1100 610 003 060	REG INSTR - SUPPLIES PE PC	735.00	0.00	638.52	86.87	96.48	0.00	96.48
01 1100 610 003 080	REG INSTR - SUPPLIES ART PC	513.00	0.00	485.74	94.69	27.26	0.00	27.26
01 1100 610 003 081	REG INSTR - SUPPLIES VOCAL MUSIC PC	374.00	856.83	1,011.64	278.21	(637.64)	28.88	(666.52)
01 1100 610 003 082	REG INSTR - SUPPLIES INSTR MUSIC PC	0.00	0.00	0.00	0.00	0.00	0.00	0.00
01 1100 610 003 611	REG INSTR - TESTING SUPPLIES PC	3,307.00	0.00	0.00	0.00	3,307.00	0.00	3,307.00
01 1100 610 004	REG INSTR - SUPPLIES HE	5,218.00	0.00	2,259.57	43.30	2,958.43	0.00	2,958.43
01 1100 610 004 001	REG INSTR - SUPPLIES 1ST GRADE HE	1,360.00	1,671.24	1,671.24	125.35	(311.24)	33.48	(344.72)
01 1100 610 004 002	REG INSTR - SUPPLIES 2ND GRADE HE	1,174.00	438.80	969.99	84.99	204.01	27.85	176.16
01 1100 610 004 003	REG INSTR - SUPPLIES 3RD GRADE HE	1,319.00	573.24	613.22	47.42	705.78	12.28	693.50
01 1100 610 004 004	REG INSTR - SUPPLIES 4TH GRADE HE	2,429.00	1,746.32	1,746.32	72.20	682.68	7.40	675.28
01 1100 610 004 005	REG INSTR - SUPPLIES 5TH GRADE HE	2,287.00	964.81	964.81	54.43	1,322.19	280.00	1,042.19
01 1100 610 004 007	REG INSTR - SUPPLIES KDG HE	2,049.00	1,001.15	1,026.10	52.13	1,022.90	41.98	980.92
01 1100 610 004 020	REG INSTR - SUPPLIES SPANISH HE	0.00	0.00	0.00	0.00	0.00	0.00	0.00
01 1100 610 004 060	REG INSTR - SUPPLIES PE HE	2,146.00	1,431.15	1,431.15	66.69	714.85	0.00	714.85
01 1100 610 004 080	REG INSTR - SUPPLIES ART HE	2,386.00	0.00	1,864.34	78.14	521.66	0.00	521.66
01 1100 610 004 081	REG INSTR - SUPPLIES VOCAL MUSIC HE	2,481.00	0.00	1,309.05	53.16	1,171.95	9.89	1,162.06
01 1100 610 004 082	REG INSTR - SUPPLIES INSTR MUSIC HE	0.00	0.00	0.00	0.00	0.00	0.00	0.00
01 1100 610 004 611	REG INSTR - TESTING SUPPLIES HE	3,343.00	0.00	0.00	0.00	3,343.00	0.00	3,343.00
01 1100 610 005	REG INSTR - SUPPLIES BMS	25,034.00	0.00	1,597.47	6.38	23,436.53	0.00	23,436.53
01 1100 610 005 015	REG INSTR - SUPPLIES ENGLISH BMS	1,665.00	24.26	872.73	52.42	792.27	0.00	792.27

05/08/2026 01:02 PM

User ID: MDT

Account Number	Account Description	Revised Budget	Expended During Month	Expenditures to Date	% of Budget	Balance at EOM	P/ O Outstanding	Unencumbered Balance
01 1100 610 005 018	REG INSTR - SUPPLIES READING BMS	2,209.00	0.00	277.55	12.56	1,931.45	0.00	1,931.45
01 1100 610 005 019	REG INSTR - SUPPLIES SPEECH/DRAMA BMS	518.00	0.00	90.50	17.47	427.50	0.00	427.50
01 1100 610 005 022	REG INSTR - SUPPLIES WORLD LANG BMS	738.00	0.00	363.37	49.24	374.63	0.00	374.63
01 1100 610 005 030	REG INSTR - SUPPLIES SOC STUD BMS	1,115.00	291.22	842.56	75.57	272.44	0.00	272.44
01 1100 610 005 040	REG INSTR - SUPPLIES MATH BMS	1,903.00	0.00	4,563.10	239.78	(2,660.10)	0.00	(2,660.10)
01 1100 610 005 050	REG INSTR - SUPPLIES T&L BMS	8,750.00	247.65	2,682.80	31.07	6,067.20	35.91	6,031.29
01 1100 610 005 054	REG INSTR - SUPPLIES COMPUTERS BMS	0.00	0.00	0.00	0.00	0.00	0.00	0.00
01 1100 610 005 060	REG INSTR - SUPPLIES PE/HEALTH BMS	1,130.00	0.00	307.42	27.21	822.58	0.00	822.58
01 1100 610 005 070	REG INSTR - SUPPLIES SCIENCE BMS	2,014.00	434.90	2,237.88	111.12	(223.88)	0.00	(223.88)
01 1100 610 005 080	REG INSTR - SUPPLIES ART BMS	3,699.00	0.00	1,208.70	66.72	2,490.30	1,259.32	1,230.98
01 1100 610 005 081	REG INSTR - SUPPLIES VOCAL MUSIC BMS	0.00	91.11	203.56	0.00	(203.56)	0.00	(203.56)
01 1100 610 005 082	REG INSTR - SUPPLIES INSTR MUSIC BMS	0.00	1,878.72	1,976.09	0.00	(1,976.09)	0.00	(1,976.09)
01 1100 610 005 083	REG INSTR - SUPPLIES GENERAL MUSIC BMS	551.00	0.00	114.56	20.79	436.44	0.00	436.44
01 1100 610 005 611	REG INSTR - TESTING SUPPLIES BMS	0.00	0.00	0.00	0.00	0.00	0.00	0.00
01 1100 610 006	REG INSTR - SUPPLIES AP	22,700.00	39.31	4,062.34	18.06	18,637.66	37.50	18,600.16
01 1100 610 006 001	REG INSTR - SUPPLIES 1ST GRADE AP	955.00	278.44	450.79	48.14	504.21	8.99	495.22
01 1100 610 006 002	REG INSTR - SUPPLIES 2ND GRADE AP	1,210.00	0.00	112.89	14.56	1,097.11	63.24	1,033.87
01 1100 610 006 003	REG INSTR - SUPPLIES 3RD GRADE AP	1,065.00	707.80	832.01	78.12	232.99	0.00	232.99
01 1100 610 006 004	REG INSTR - SUPPLIES 4TH GRADE AP	1,011.00	159.00	172.74	17.09	838.26	0.00	838.26
01 1100 610 006 005	REG INSTR - SUPPLIES 5TH GRADE AP	457.00	0.00	270.52	59.19	186.48	0.00	186.48
01 1100 610 006 007	REG INSTR - SUPPLIES KDG AP	1,496.00	208.06	728.91	57.54	767.09	131.93	635.16
01 1100 610 006 020	REG INSTR - SUPPLIES SPANISH AP	0.00	0.00	0.00	0.00	0.00	0.00	0.00
01 1100 610 006 060	REG INSTR - SUPPLIES PE AP	1,331.00	14.95	532.41	40.90	798.59	11.99	786.60
01 1100 610 006 080	REG INSTR - SUPPLIES ART AP	2,102.00	0.00	540.88	25.73	1,561.12	0.00	1,561.12
01 1100 610 006 081	REG INSTR - SUPPLIES VOCAL MUSIC AP	783.00	0.00	453.20	57.88	329.80	0.00	329.80
01 1100 610 006 082	REG INSTR - SUPPLIES INSTR MUSIC AP	0.00	0.00	0.00	0.00	0.00	0.00	0.00
01 1100 610 006 611	REG INSTR - TESTING SUPPLIES AP	3,307.00	0.00	0.00	0.00	3,307.00	0.00	3,307.00
01 1100 610 007	REG INSTR - SUPPLIES SE	9,166.00	51.76	3,385.42	36.93	5,780.58	0.00	5,780.58
01 1100 610 007 001	REG INSTR - SUPPLIES 1ST GRADE SE	633.00	221.74	221.74	35.03	411.26	0.00	411.26
01 1100 610 007 002	REG INSTR - SUPPLIES 2ND GRADE SE	946.00	466.25	751.68	80.05	194.32	5.58	188.74
01 1100 610 007 003	REG INSTR - SUPPLIES 3RD GRADE SE	543.00	346.98	391.18	129.75	151.82	313.34	(161.52)
01 1100 610 007 004	REG INSTR - SUPPLIES 4TH GRADE SE	610.00	407.96	407.96	66.88	202.04	0.00	202.04
01 1100 610 007 005	REG INSTR - SUPPLIES 5TH GRADE SE	455.00	173.08	173.08	38.04	281.92	0.00	281.92
01 1100 610 007 007	REG INSTR - SUPPLIES KDG SE	621.00	564.42	564.42	90.89	56.58	0.00	56.58
01 1100 610 007 020	REG INSTR - SUPPLIES SPANISH SE	0.00	0.00	0.00	0.00	0.00	0.00	0.00
01 1100 610 007 060	REG INSTR - SUPPLIES PE SE	634.00	0.00	174.97	27.60	459.03	0.00	459.03
01 1100 610 007 080	REG INSTR - SUPPLIES ART SE	2,540.00	220.23	756.47	29.78	1,783.53	0.00	1,783.53
01 1100 610 007 081	REG INSTR - SUPPLIES VOCAL MUSIC SE	878.00	15.46	37.85	4.31	840.15	0.00	840.15
01 1100 610 007 082	REG INSTR - SUPPLIES INSTR MUSIC SE	0.00	0.00	0.00	0.00	0.00	0.00	0.00
01 1100 610 007 611	REG INSTR - TESTING SUPPLIES SE	3,307.00	0.00	0.00	0.00	3,307.00	0.00	3,307.00
01 1100 610 008	REG INSTR - SUPPLIES BSMS	14,375.00	555.56	4,647.66	58.56	9,727.34	3,770.74	5,956.60
01 1100 610 008 015	REG INSTR - SUPPLIES ENGLISH BSMS	639.00	0.00	0.00	0.00	639.00	0.00	639.00
01 1100 610 008 018	REG INSTR - SUPPLIES READING BSMS	541.00	18.48	401.36	74.19	139.64	0.00	139.64
01 1100 610 008 019	REG INSTR - SUPPLIES SPEECH/DRAMA BSMS	1,155.00	0.00	1,176.41	101.85	(21.41)	0.00	(21.41)
01 1100 610 008 022	REG INSTR - SUPPLIES WORLD LANG BSMS	342.00	0.00	81.34	23.78	260.66	0.00	260.66
01 1100 610 008 030	REG INSTR - SUPPLIES SOC STUD BSMS	1,130.00	122.26	593.34	53.72	536.66	13.66	523.00
01 1100 610 008 040	REG INSTR - SUPPLIES MATH BSMS	166.00	0.00	121.44	73.16	44.56	0.00	44.56
01 1100 610 008 050	REG INSTR - SUPPLIES T&L BSMS	10,441.00	772.39	5,838.90	59.89	4,602.10	413.82	4,188.28
01 1100 610 008 054	REG INSTR - SUPPLIES COMPUTERS BSMS	1,509.00	0.00	0.00	0.00	1,509.00	0.00	1,509.00
01 1100 610 008 060	REG INSTR - SUPPLIES PE/HEALTH BSMS	4,426.00	0.00	243.84	6.17	4,182.16	29.30	4,152.86
01 1100 610 008 070	REG INSTR - SUPPLIES SCIENCE BSMS	4,882.00	587.10	3,158.48	64.70	1,723.52	0.00	1,723.52
01 1100 610 008 080	REG INSTR - SUPPLIES ART BSMS	4,592.00	0.00	2,100.44	73.18	2,491.56	1,259.82	1,231.74
01 1100 610 008 081	REG INSTR - SUPPLIES VOCAL MUSIC BSMS	0.00	118.47	190.97	0.00	(190.97)	0.00	(190.97)
01 1100 610 008 082	REG INSTR - SUPPLIES INSTR MUSIC BSMS	3,759.00	1,426.19	3,228.59	85.89	530.41	0.00	530.41
01 1100 610 008 083	REG INSTR - SUPPLIES GENERAL MUSIC BSMS	1,834.00	122.85	916.79	49.99	917.21	0.00	917.21

05/08/2026 01:02 PM

User ID: MDT

Account Number	Account Description	Revised Budget	Expended During Month	Expenditures to Date	% of Budget	Balance at EOM	P/ O Outstanding	Unencumbered Balance
01 1100 610 008 611	REG INSTR - TESTING SUPPLIES BSMS	0.00	0.00	0.00	0.00	0.00	0.00	0.00
01 1100 640 000	REG INSTR - BOOKS & PERIODICALS DISTRICT	1,248,402.00	0.00	9.72	0.00	1,248,392.28	0.00	1,248,392.28
01 1100 640 001	REG INSTR - BOOKS & PERIODICALS BHS	3,834.00	0.00	2,712.04	70.74	1,121.96	0.00	1,121.96
01 1100 640 001 015	REG INSTR - BOOKS & PER ENGLISH BHS	11,573.00	0.00	458.19	3.96	11,114.81	0.00	11,114.81
01 1100 640 001 016	REG INSTR - BOOKS & PER JOURN BHS	0.00	0.00	0.00	0.00	0.00	0.00	0.00
01 1100 640 001 017	REG INSTR - BOOKS & PER ONE-ACT BHS	612.00	0.00	0.00	0.00	612.00	0.00	612.00
01 1100 640 001 020	REG INSTR - BOOKS & PER SPANISH BHS	4,555.00	0.00	0.00	5.72	4,555.00	260.44	4,294.56
01 1100 640 001 021	REG INSTR - BOOKS & PER FRENCH BHS	8,706.00	0.00	0.00	0.00	8,706.00	0.00	8,706.00
01 1100 640 001 030	REG INSTR - BOOKS & PER SOC STUD BHS	3,808.00	0.00	0.00	0.00	3,808.00	0.00	3,808.00
01 1100 640 001 040	REG INSTR - BOOKS & PER MATH BHS	0.00	0.00	0.00	0.00	0.00	0.00	0.00
01 1100 640 001 050	REG INSTR - BOOKS & PER VOCATIONAL BHS	0.00	0.00	0.00	0.00	0.00	0.00	0.00
01 1100 640 001 051	REG INSTR - BOOKS & PER BUSINESS BHS	255.00	0.00	1,612.02	632.16	(1,357.02)	0.00	(1,357.02)
01 1100 640 001 052	REG INSTR - BOOKS & PER IND TECH BHS	0.00	0.00	162.30	0.00	(162.30)	0.00	(162.30)
01 1100 640 001 053	REG INSTR - BOOKS & PER FCS BHS	0.00	0.00	0.00	0.00	0.00	0.00	0.00
01 1100 640 001 060	REG INSTR - BOOKS & PER PE BHS	0.00	0.00	0.00	0.00	0.00	0.00	0.00
01 1100 640 001 070	REG INSTR - BOOKS & PER SCIENCE BHS	0.00	0.00	0.00	0.00	0.00	0.00	0.00
01 1100 640 001 080	REG INSTR - BOOKS & PER ART BHS	0.00	0.00	0.00	0.00	0.00	0.00	0.00
01 1100 640 001 081	REG INSTR - BOOKS & PER VOCAL MUSIC BHS	6,492.00	0.00	1,618.03	24.92	4,873.97	0.00	4,873.97
01 1100 640 001 082	REG INSTR - INSTR SHEET MUSIC BHS	2,675.00	182.60	2,760.14	103.18	(85.14)	0.00	(85.14)
01 1100 640 002	REG INSTR - BOOKS & PERIODICALS BE	1,460.00	0.00	0.00	0.00	1,460.00	0.00	1,460.00
01 1100 640 002 001	REG INSTR - BOOKS & PER 1ST GRADE BE	0.00	0.00	0.00	0.00	0.00	0.00	0.00
01 1100 640 002 002	REG INSTR - BOOKS & PER 2ND GRADE BE	0.00	0.00	0.00	0.00	0.00	0.00	0.00
01 1100 640 002 003	REG INSTR - BOOKS & PER 3RD GRADE BE	0.00	0.00	0.00	0.00	0.00	49.98	(49.98)
01 1100 640 002 004	REG INSTR - BOOKS & PER 4TH GRADE BE	0.00	0.00	219.80	0.00	(219.80)	0.00	(219.80)
01 1100 640 002 005	REG INSTR - BOOKS & PER 5TH GRADE BE	0.00	0.00	0.00	0.00	0.00	0.00	0.00
01 1100 640 002 007	REG INSTR - BOOKS & PER KDG BE	0.00	0.00	0.00	0.00	0.00	0.00	0.00
01 1100 640 002 020	REG INSTR - BOOKS & PER SPANISH BE	0.00	0.00	0.00	0.00	0.00	0.00	0.00
01 1100 640 002 080	REG INSTR - BOOKS & PER ART BE	0.00	0.00	0.00	0.00	0.00	0.00	0.00
01 1100 640 002 081	REG INSTR - BOOKS & PER VOCAL MUSIC BE	358.00	0.00	0.00	0.00	358.00	0.00	358.00
01 1100 640 002 082	REG INSTR - INSTR SHEET MUSIC BE	0.00	0.00	0.00	0.00	0.00	0.00	0.00
01 1100 640 003	REG INSTR - BOOKS & PERIODICALS PC	1,460.00	0.00	160.00	10.96	1,300.00	0.00	1,300.00
01 1100 640 003 001	REG INSTR - BOOKS & PER 1ST GRADE PC	0.00	0.00	0.00	0.00	0.00	0.00	0.00
01 1100 640 003 002	REG INSTR - BOOKS & PER 2ND GRADE PC	0.00	0.00	0.00	0.00	0.00	0.00	0.00
01 1100 640 003 003	REG INSTR - BOOKS & PER 3RD GRADE PC	0.00	0.00	0.00	0.00	0.00	49.98	(49.98)
01 1100 640 003 004	REG INSTR - BOOKS & PER 4TH GRADE PC	0.00	0.00	219.80	0.00	(219.80)	0.00	(219.80)
01 1100 640 003 005	REG INSTR - BOOKS & PER 5TH GRADE PC	738.00	0.00	0.00	0.00	738.00	0.00	738.00
01 1100 640 003 007	REG INSTR - BOOKS & PER KDG PC	0.00	0.00	0.00	0.00	0.00	0.00	0.00
01 1100 640 003 020	REG INSTR - BOOKS & PER SPANISH PC	0.00	0.00	0.00	0.00	0.00	0.00	0.00
01 1100 640 003 080	REG INSTR - BOOKS & PER ART PC	0.00	0.00	0.00	0.00	0.00	0.00	0.00
01 1100 640 003 081	REG INSTR - BOOKS & PER VOCAL MUSIC PC	0.00	0.00	0.00	0.00	0.00	0.00	0.00
01 1100 640 003 082	REG INSTR - INSTR SHEET MUSIC PC	0.00	0.00	0.00	0.00	0.00	0.00	0.00
01 1100 640 004	REG INSTR - BOOKS & PERIODICALS HE	1,959.00	0.00	0.00	0.00	1,959.00	0.00	1,959.00
01 1100 640 004 001	REG INSTR - BOOKS & PER 1ST GRADE HE	0.00	0.00	602.00	0.00	(602.00)	0.00	(602.00)
01 1100 640 004 002	REG INSTR - BOOKS & PER 2ND GRADE HE	0.00	0.00	0.00	0.00	0.00	0.00	0.00
01 1100 640 004 003	REG INSTR - BOOKS & PER 3RD GRADE HE	0.00	0.00	0.00	0.00	0.00	49.98	(49.98)
01 1100 640 004 004	REG INSTR - BOOKS & PER 4TH GRADE HE	0.00	0.00	219.80	0.00	(219.80)	0.00	(219.80)
01 1100 640 004 005	REG INSTR - BOOKS & PER 5TH GRADE HE	0.00	0.00	0.00	0.00	0.00	0.00	0.00
01 1100 640 004 007	REG INSTR - BOOKS & PER KDG HE	0.00	0.00	0.00	0.00	0.00	0.00	0.00
01 1100 640 004 020	REG INSTR - BOOKS & PER SPANISH HE	0.00	0.00	0.00	0.00	0.00	0.00	0.00
01 1100 640 004 080	REG INSTR - BOOKS & PER ART HE	0.00	0.00	0.00	0.00	0.00	0.00	0.00
01 1100 640 004 081	REG INSTR - BOOKS & PER VOCAL MUSIC HE	0.00	0.00	0.00	0.00	0.00	0.00	0.00
01 1100 640 004 082	REG INSTR - INSTR SHEET MUSIC HE	0.00	0.00	0.00	0.00	0.00	0.00	0.00
01 1100 640 005	REG INSTR - BOOKS & PERIODICALS BMS	933.00	0.00	0.00	0.00	933.00	0.00	933.00
01 1100 640 005 015	REG INSTR - BOOKS & PER ENGLISH BMS	956.00	0.00	0.00	0.00	956.00	0.00	956.00
01 1100 640 005 018	REG INSTR - BOOKS & PER READING BMS	1,639.00	0.00	0.00	0.00	1,639.00	0.00	1,639.00

05/08/2026 01:02 PM

User ID: MDT

Account Number	Account Description	Revised Budget	Expended During Month	Expenditures to Date	% of Budget	Balance at EOM	P/ O Outstanding	Unencumbered Balance
01 1100 650 006 002	REG INSTR - SUPPLIES TECH-REL 2 GRADE AP	0.00	0.00	0.00	0.00	0.00	0.00	0.00
01 1100 650 006 003	REG INSTR - SUPPLIES TECH-REL 3 GRADE AP	0.00	0.00	0.00	0.00	0.00	0.00	0.00
01 1100 650 006 004	REG INSTR - SUPPLIES TECH-REL 4 GRADE AP	0.00	0.00	0.00	0.00	0.00	0.00	0.00
01 1100 650 006 005	REG INSTR - SUPPLIES TECH-REL 5 GRADE AP	0.00	0.00	0.00	0.00	0.00	0.00	0.00
01 1100 650 006 007	REG INSTR - SUPPLIES TECH-REL KDG AP	0.00	0.00	0.00	0.00	0.00	0.00	0.00
01 1100 650 006 080	REG INSTR - SUPPLIES TECH-REL ART AP	0.00	0.00	0.00	0.00	0.00	0.00	0.00
01 1100 650 006 081	REG INSTR - SUPPLIES TECH-REL VOC MUS AP	0.00	0.00	6.97	0.00	(6.97)	0.00	(6.97)
01 1100 650 006 082	REG INSTR - SUPPLIES TECH-REL INS MUS AP	0.00	0.00	0.00	0.00	0.00	0.00	0.00
01 1100 650 007	REG INSTR - SUPPLIES TECH-REL SE	262.00	0.00	0.00	0.00	262.00	0.00	262.00
01 1100 650 007 001	REG INSTR - SUPPLIES TECH-REL 1 GRADE SE	0.00	0.00	0.00	0.00	0.00	0.00	0.00
01 1100 650 007 002	REG INSTR - SUPPLIES TECH-REL 2 GRADE SE	0.00	0.00	0.00	0.00	0.00	0.00	0.00
01 1100 650 007 003	REG INSTR - SUPPLIES TECH-REL 3 GRADE SE	0.00	0.00	0.00	0.00	0.00	0.00	0.00
01 1100 650 007 004	REG INSTR - SUPPLIES TECH-REL 4 GRADE SE	0.00	0.00	0.00	0.00	0.00	0.00	0.00
01 1100 650 007 005	REG INSTR - SUPPLIES TECH-REL 5 GRADE SE	0.00	0.00	0.00	0.00	0.00	0.00	0.00
01 1100 650 007 007	REG INSTR - SUPPLIES TECH-REL KDG SE	0.00	0.00	0.00	0.00	0.00	0.00	0.00
01 1100 650 007 080	REG INSTR - SUPPLIES TECH-REL ART SE	0.00	0.00	0.00	0.00	0.00	0.00	0.00
01 1100 650 007 081	REG INSTR - SUPPLIES TECH-REL VOC MUS SE	0.00	0.00	0.00	0.00	0.00	0.00	0.00
01 1100 650 007 082	REG INSTR - SUPPLIES TECH-REL INS MUS SE	0.00	0.00	0.00	0.00	0.00	0.00	0.00
01 1100 650 008	REG INSTR - SUPPLIES TECH-REL BSMS	436.00	0.00	0.00	0.00	436.00	0.00	436.00
01 1100 650 008 015	REG INSTR - SUPPLIES TECH-REL ENG BSMS	0.00	0.00	0.00	0.00	0.00	0.00	0.00
01 1100 650 008 018	REG INSTR - SUPPLIES TECH-REL READ BSMS	184.00	0.00	0.00	0.00	184.00	0.00	184.00
01 1100 650 008 019	REG INSTR - SUPPLIES TECH-REL SP/DR BSMS	0.00	0.00	0.00	0.00	0.00	0.00	0.00
01 1100 650 008 022	REG INSTR - SUPPLIES TECH-REL WR LG BSMS	0.00	0.00	0.00	0.00	0.00	0.00	0.00
01 1100 650 008 030	REG INSTR - SUPPLIES TECH SOC STUD BSMS	0.00	0.00	0.00	0.00	0.00	0.00	0.00
01 1100 650 008 040	REG INSTR - SUPPLIES TECH-REL MATH BSMS	0.00	0.00	0.00	0.00	0.00	0.00	0.00
01 1100 650 008 050	REG INSTR - SUPPLIES TECH-REL T&L BSMS	0.00	0.00	0.00	0.00	0.00	0.00	0.00
01 1100 650 008 054	REG INSTR - SUPPLIES TECH-REL COMP BSMS	0.00	0.00	2,990.00	0.00	(2,990.00)	0.00	(2,990.00)
01 1100 650 008 060	REG INSTR - SUPPLIES TECH-REL PE/HT BSMS	0.00	0.00	0.00	0.00	0.00	0.00	0.00
01 1100 650 008 070	REG INSTR - SUPPLIES TECH-REL SCI BSMS	0.00	0.00	0.00	0.00	0.00	0.00	0.00
01 1100 650 008 080	REG INSTR - SUPPLIES TECH-REL ART BSMS	0.00	0.00	0.00	0.00	0.00	0.00	0.00
01 1100 650 008 081	REG INSTR - SUPPLIES TECH-REL VOCAL BSMS	0.00	0.00	39.95	0.00	(39.95)	0.00	(39.95)
01 1100 650 008 082	REG INSTR - SUPPLIES TECH-REL INST BSMS	0.00	0.00	0.00	0.00	0.00	0.00	0.00
01 1100 650 008 083	REG INSTR - SUPPLIES TECH-REL MUSIC BSMS	0.00	0.00	0.00	0.00	0.00	0.00	0.00
01 1100 733 000	REG INSTR - FURN & EQUIP DISTRICT	0.00	0.00	0.00	0.00	0.00	0.00	0.00
01 1100 733 001	REG INSTR - FURN & EQUIP BHS	1,149.00	0.00	0.00	0.00	1,149.00	0.00	1,149.00
01 1100 733 001 015	REG INSTR - FURN & EQUIP ENGLISH BHS	0.00	0.00	0.00	0.00	0.00	0.00	0.00
01 1100 733 001 016	REG INSTR - FURN & EQUIP JOURNALISM BHS	0.00	0.00	0.00	0.00	0.00	0.00	0.00
01 1100 733 001 017	REG INSTR - FURN & EQUIP ONE-ACT BHS	0.00	0.00	0.00	0.00	0.00	0.00	0.00
01 1100 733 001 020	REG INSTR - FURN & EQUIP SPANISH BHS	667.00	206.99	442.95	66.41	224.05	0.00	224.05
01 1100 733 001 021	REG INSTR - FURN & EQUIP FRENCH BHS	0.00	0.00	0.00	0.00	0.00	0.00	0.00
01 1100 733 001 030	REG INSTR - FURN & EQUIP SOC STUD BHS	2,286.00	0.00	0.00	0.00	2,286.00	0.00	2,286.00
01 1100 733 001 040	REG INSTR - FURN & EQUIP MATH BHS	517.00	0.00	132.98	25.72	384.02	0.00	384.02
01 1100 733 001 050	REG INSTR - FURN & EQUIP T&L BHS	0.00	0.00	0.00	0.00	0.00	0.00	0.00
01 1100 733 001 052	REG INSTR - FURN & EQUIP IND TECH BHS	1,093.00	559.82	574.10	52.53	518.90	0.00	518.90
01 1100 733 001 060	REG INSTR - FURN & EQUIP PE BHS	0.00	0.00	0.00	0.00	0.00	0.00	0.00
01 1100 733 001 070	REG INSTR - FURN & EQUIP SCIENCE BHS	0.00	0.00	0.00	0.00	0.00	0.00	0.00
01 1100 733 001 080	REG INSTR - FURN & EQUIP ART BHS	0.00	0.00	0.00	0.00	0.00	0.00	0.00
01 1100 733 001 081	REG INSTR - FURN & EQUIP VOCAL MUSIC BHS	1,930.00	1,149.70	1,883.39	111.59	46.61	270.23	(223.62)
01 1100 733 001 082	REG INSTR - FURN & EQUIP INSTR MUSIC BHS	5,579.00	0.00	443.00	7.94	5,136.00	0.00	5,136.00
01 1100 733 002	REG INSTR - FURN & EQUIP BE	2,660.00	0.00	0.00	0.00	2,660.00	0.00	2,660.00
01 1100 733 002 001	REG INSTR - FURN & EQUIP 1ST GRADE BE	806.00	0.00	0.00	0.00	806.00	0.00	806.00
01 1100 733 002 002	REG INSTR - FURN & EQUIP 2ND GRADE BE	0.00	0.00	0.00	0.00	0.00	0.00	0.00
01 1100 733 002 003	REG INSTR - FURN & EQUIP 3RD GRADE BE	734.00	0.00	24.90	3.39	709.10	0.00	709.10
01 1100 733 002 004	REG INSTR - FURN & EQUIP 4TH GRADE BE	1,268.00	0.00	0.00	0.00	1,268.00	0.00	1,268.00
01 1100 733 002 005	REG INSTR - FURN & EQUIP 5TH GRADE BE	0.00	0.00	66.39	0.00	(66.39)	0.00	(66.39)

Account Number	Account Description	Revised Budget	Expended During Month	Expenditures to Date	% of Budget	Balance at EOM	P/ O Outstanding	Unencumbered Balance
01 1100 733 007 002	REG INSTR - FURN & EQUIP 2ND GRADE SE	0.00	0.00	0.00	0.00	0.00	0.00	0.00
01 1100 733 007 003	REG INSTR - FURN & EQUIP 3RD GRADE SE	0.00	0.00	0.00	0.00	0.00	0.00	0.00
01 1100 733 007 004	REG INSTR - FURN & EQUIP 4TH GRADE SE	0.00	0.00	0.00	0.00	0.00	0.00	0.00
01 1100 733 007 005	REG INSTR - FURN & EQUIP 5TH GRADE SE	0.00	0.00	0.00	0.00	0.00	0.00	0.00
01 1100 733 007 007	REG INSTR - FURN & EQUIP KDG SE	0.00	0.00	0.00	0.00	0.00	0.00	0.00
01 1100 733 007 060	REG INSTR - FURN & EQUIP PE SE	0.00	0.00	0.00	0.00	0.00	0.00	0.00
01 1100 733 007 080	REG INSTR - FURN & EQUIP ART SE	0.00	0.00	0.00	0.00	0.00	0.00	0.00
01 1100 733 007 081	REG INSTR - FURN & EQUIP VOCAL MUSIC SE	0.00	0.00	0.00	0.00	0.00	0.00	0.00
01 1100 733 007 082	REG INSTR - FURN & EQUIP INSTR MUSIC SE	0.00	0.00	0.00	0.00	0.00	0.00	0.00
01 1100 733 008	REG INSTR - FURN & EQUIP BSMS	11,227.00	0.00	2,605.42	108.30	8,621.58	9,553.39	(931.81)
01 1100 733 008 015	REG INSTR - FURN & EQUIP ENGLISH BSMS	0.00	0.00	0.00	0.00	0.00	0.00	0.00
01 1100 733 008 018	REG INSTR - FURN & EQUIP READING BSMS	0.00	380.00	497.95	0.00	(497.95)	0.00	(497.95)
01 1100 733 008 019	REG INSTR - FURN & EQUIP SPEECH/DRAMA BSMS	1,433.00	0.00	95.99	6.70	1,337.01	0.00	1,337.01
01 1100 733 008 022	REG INSTR - FURN & EQUIP WORLD LANG BSMS	0.00	0.00	0.00	0.00	0.00	0.00	0.00
01 1100 733 008 030	REG INSTR - FURN & EQUIP SOC STUD BSMS	0.00	0.00	279.43	0.00	(279.43)	0.00	(279.43)
01 1100 733 008 040	REG INSTR - FURN & EQUIP MATH BSMS	0.00	0.00	197.95	0.00	(197.95)	0.00	(197.95)
01 1100 733 008 050	REG INSTR - FURN & EQUIP T&L BSMS	0.00	0.00	0.00	0.00	0.00	0.00	0.00
01 1100 733 008 054	REG INSTR - FURN & EQUIP COMPUTERS BSMS	0.00	0.00	0.00	0.00	0.00	0.00	0.00
01 1100 733 008 060	REG INSTR - FURN & EQUIP PE/HEALTH BSMS	0.00	0.00	0.00	0.00	0.00	0.00	0.00
01 1100 733 008 070	REG INSTR - FURN & EQUIP SCIENCE BSMS	0.00	0.00	82.85	0.00	(82.85)	0.00	(82.85)
01 1100 733 008 080	REG INSTR - FURN & EQUIP ART BSMS	0.00	0.00	0.00	0.00	0.00	0.00	0.00
01 1100 733 008 081	REG INSTR - FURN & EQUIP VOCAL MUSIC BSMS	327.00	0.00	0.00	0.00	327.00	0.00	327.00
01 1100 733 008 082	REG INSTR - FURN & EQUIP INSTR MUSIC BSMS	0.00	0.00	0.00	0.00	0.00	0.00	0.00
01 1100 733 008 083	REG INSTR - FURN & EQUIP GEN MUSIC BSMS	1,223.00	0.00	0.00	0.00	1,223.00	0.00	1,223.00
01 1100 734 000	REG INSTR - HARDWARE DISTRICT	0.00	19,986.25	22,780.47	0.00	(22,780.47)	0.00	(22,780.47)
01 1100 734 001	REG INSTR - HARDWARE BHS	0.00	0.00	0.00	0.00	0.00	0.00	0.00
01 1100 734 001 015	REG INSTR - HARDWARE ENGLISH BHS	0.00	0.00	0.00	0.00	0.00	0.00	0.00
01 1100 734 001 016	REG INSTR - HARDWARE JOURNALISM BHS	0.00	0.00	0.00	0.00	0.00	0.00	0.00
01 1100 734 001 017	REG INSTR - HARDWARE ONE-ACT/SPEECH BHS	0.00	0.00	0.00	0.00	0.00	0.00	0.00
01 1100 734 001 020	REG INSTR - HARDWARE SPANISH BHS	0.00	0.00	0.00	0.00	0.00	0.00	0.00
01 1100 734 001 021	REG INSTR - HARDWARE FRENCH BHS	0.00	0.00	0.00	0.00	0.00	0.00	0.00
01 1100 734 001 030	REG INSTR - HARDWARE SOC STUD BHS	0.00	0.00	0.00	0.00	0.00	0.00	0.00
01 1100 734 001 040	REG INSTR - HARDWARE MATH BHS	0.00	0.00	0.00	0.00	0.00	0.00	0.00
01 1100 734 001 050	REG INSTR - HARDWARE T&L BHS	0.00	0.00	0.00	0.00	0.00	0.00	0.00
01 1100 734 001 051	REG INSTR - HARDWARE BUSINESS BHS	0.00	0.00	0.00	0.00	0.00	0.00	0.00
01 1100 734 001 052	REG INSTR - HARDWARE IND TECH BHS	0.00	0.00	0.00	0.00	0.00	0.00	0.00
01 1100 734 001 053	REG INSTR - HARDWARE FCS BHS	0.00	0.00	0.00	0.00	0.00	0.00	0.00
01 1100 734 001 060	REG INSTR - HARDWARE PE BHS	0.00	0.00	0.00	0.00	0.00	0.00	0.00
01 1100 734 001 070	REG INSTR - HARDWARE SCIENCE BHS	0.00	0.00	0.00	0.00	0.00	0.00	0.00
01 1100 734 001 080	REG INSTR - HARDWARE ART BHS	0.00	0.00	0.00	0.00	0.00	0.00	0.00
01 1100 734 001 081	REG INSTR - HARDWARE VOCAL MUSIC BHS	0.00	0.00	0.00	0.00	0.00	0.00	0.00
01 1100 734 001 082	REG INSTR - HARDWARE INSTR MUSIC BHS	0.00	0.00	0.00	0.00	0.00	0.00	0.00
01 1100 734 002	REG INSTR - HARDWARE BE	0.00	0.00	415.80	0.00	(415.80)	0.00	(415.80)
01 1100 734 002 001	REG INSTR - HARDWARE 1ST GRADE BE	0.00	0.00	0.00	0.00	0.00	0.00	0.00
01 1100 734 002 002	REG INSTR - HARDWARE 2ND GRADE BE	0.00	0.00	0.00	0.00	0.00	0.00	0.00
01 1100 734 002 003	REG INSTR - HARDWARE 3RD GRADE BE	0.00	0.00	0.00	0.00	0.00	0.00	0.00
01 1100 734 002 004	REG INSTR - HARDWARE 4TH GRADE BE	0.00	0.00	0.00	0.00	0.00	0.00	0.00
01 1100 734 002 005	REG INSTR - HARDWARE 5TH GRADE BE	0.00	0.00	0.00	0.00	0.00	0.00	0.00
01 1100 734 002 007	REG INSTR - HARDWARE KDG BE	0.00	0.00	0.00	0.00	0.00	0.00	0.00
01 1100 734 002 020	REG INSTR - HARDWARE SPANISH BE	0.00	0.00	0.00	0.00	0.00	0.00	0.00
01 1100 734 002 060	REG INSTR - HARDWARE PE BE	0.00	0.00	0.00	0.00	0.00	0.00	0.00
01 1100 734 002 080	REG INSTR - HARDWARE ART BE	0.00	0.00	0.00	0.00	0.00	0.00	0.00
01 1100 734 002 081	REG INSTR - HARDWARE VOCAL MUSIC BE	0.00	0.00	0.00	0.00	0.00	0.00	0.00
01 1100 734 002 082	REG INSTR - HARDWARE INSTR MUSIC BE	0.00	0.00	0.00	0.00	0.00	0.00	0.00
01 1100 734 003	REG INSTR - HARDWARE PC	0.00	0.00	2,079.00	0.00	(2,079.00)	0.00	(2,079.00)

05/08/2026 01:02 PM

User ID: MDT

Account Number	Account Description	Revised Budget	Expended During Month	Expenditures to Date	% of Budget	Balance at EOM	P/ O Outstanding	Unencumbered Balance
01 1100 735 008 018	REG INSTR - SOFTWARE READING BSMS	7,668.00	0.00	0.00	0.00	7,668.00	0.00	7,668.00
01 1100 735 008 019	REG INSTR - SOFTWARE SPEECH/DRAMA BSMS	0.00	0.00	0.00	0.00	0.00	0.00	0.00
01 1100 735 008 022	REG INSTR - SOFTWARE WORLD LANG BSMS	0.00	0.00	0.00	0.00	0.00	0.00	0.00
01 1100 735 008 030	REG INSTR - SOFTWARE SOC STUD BSMS	113.00	0.00	0.00	0.00	113.00	0.00	113.00
01 1100 735 008 040	REG INSTR - SOFTWARE MATH BSMS	208.00	0.00	119.76	57.58	88.24	0.00	88.24
01 1100 735 008 050	REG INSTR - SOFTWARE T&L BSMS	0.00	0.00	0.00	0.00	0.00	0.00	0.00
01 1100 735 008 054	REG INSTR - SOFTWARE COMPUTERS BSMS	0.00	0.00	59.88	0.00	(59.88)	0.00	(59.88)
01 1100 735 008 060	REG INSTR - SOFTWARE PE/HEALTH BSMS	0.00	0.00	0.00	0.00	0.00	0.00	0.00
01 1100 735 008 070	REG INSTR - SOFTWARE SCIENCE BSMS	0.00	0.00	0.00	0.00	0.00	0.00	0.00
01 1100 735 008 080	REG INSTR - SOFTWARE ART BSMS	0.00	0.00	0.00	0.00	0.00	0.00	0.00
01 1100 735 008 081	REG INSTR - SOFTWARE VOCAL MUSIC BSMS	0.00	0.00	0.00	0.00	0.00	0.00	0.00
01 1100 735 008 082	REG INSTR - SOFTWARE INSTR MUSIC BSMS	0.00	0.00	0.00	0.00	0.00	0.00	0.00
01 1100 735 008 083	REG INSTR - SOFTWARE GENERAL MUSIC BSMS	0.00	0.00	0.00	0.00	0.00	0.00	0.00
01 1100 810 000	REG INSTR - DUES & FEES DISTRICT	9,308.00	0.00	3,670.66	39.44	5,637.34	0.00	5,637.34
01 1100 810 001	REG INSTR - DUES & FEES BHS	18,123.00	0.00	7,500.00	41.38	10,623.00	0.00	10,623.00
01 1100 810 001 015	REG INSTR - DUES & FEES ENGLISH BHS	596.00	0.00	0.00	0.00	596.00	0.00	596.00
01 1100 810 001 016	REG INSTR - DUES & FEES JOURNALISM BHS	499.00	40.00	720.00	232.46	(221.00)	440.00	(661.00)
01 1100 810 001 017	REG INSTR - DUES & FEES ONE-ACT BHS	0.00	0.00	0.00	0.00	0.00	0.00	0.00
01 1100 810 001 020	REG INSTR - DUES & FEES SPANISH BHS	561.00	0.00	763.63	136.12	(202.63)	0.00	(202.63)
01 1100 810 001 021	REG INSTR - DUES & FEES FRENCH BHS	0.00	0.00	155.87	0.00	(155.87)	0.00	(155.87)
01 1100 810 001 030	REG INSTR - DUES & FEES SOC STUD BHS	0.00	0.00	275.00	0.00	(275.00)	0.00	(275.00)
01 1100 810 001 040	REG INSTR - DUES & FEES MATH BHS	0.00	0.00	0.00	0.00	0.00	0.00	0.00
01 1100 810 001 050	REG INSTR - DUES & FEES T&L BHS	0.00	0.00	0.00	0.00	0.00	0.00	0.00
01 1100 810 001 051	REG INSTR - DUES & FEES BUSINESS BHS	0.00	0.00	400.00	0.00	(400.00)	0.00	(400.00)
01 1100 810 001 052	REG INSTR - DUES & FEES IND TECH BHS	0.00	0.00	1,060.00	0.00	(1,060.00)	0.00	(1,060.00)
01 1100 810 001 053	REG INSTR - DUES & FEES FCS BHS	0.00	0.00	0.00	0.00	0.00	0.00	0.00
01 1100 810 001 060	REG INSTR - DUES & FEES PE BHS	832.00	0.00	794.88	95.54	37.12	0.00	37.12
01 1100 810 001 070	REG INSTR - DUES & FEES SCIENCE BHS	0.00	0.00	0.00	0.00	0.00	0.00	0.00
01 1100 810 001 080	REG INSTR - DUES & FEES ART BHS	0.00	0.00	0.00	0.00	0.00	0.00	0.00
01 1100 810 001 081	REG INSTR - DUES & FEES VOCAL MUSIC BHS	4,378.00	90.00	1,249.00	28.53	3,129.00	0.00	3,129.00
01 1100 810 001 082	REG INSTR - DUES & FEES INSTR MUSIC BHS	4,802.00	90.00	3,342.00	69.60	1,460.00	0.00	1,460.00
01 1100 810 002	REG INSTR - DUES & FEES BE	478.00	0.00	150.00	169.14	328.00	658.50	(330.50)
01 1100 810 002 001	REG INSTR - DUES & FEES 1ST GRADE BE	685.00	0.00	0.00	0.00	685.00	0.00	685.00
01 1100 810 002 002	REG INSTR - DUES & FEES 2ND GRADE BE	776.00	0.00	0.00	0.00	776.00	0.00	776.00
01 1100 810 002 003	REG INSTR - DUES & FEES 3RD GRADE BE	1,109.00	0.00	0.00	0.00	1,109.00	0.00	1,109.00
01 1100 810 002 004	REG INSTR - DUES & FEES 4TH GRADE BE	0.00	0.00	0.00	0.00	0.00	0.00	0.00
01 1100 810 002 005	REG INSTR - DUES & FEES 5TH GRADE BE	0.00	0.00	531.20	0.00	(531.20)	0.00	(531.20)
01 1100 810 002 007	REG INSTR - DUES & FEES KDG BE	0.00	0.00	503.50	0.00	(503.50)	0.00	(503.50)
01 1100 810 002 060	REG INSTR - DUES & FEES PE BE	0.00	0.00	0.00	0.00	0.00	0.00	0.00
01 1100 810 002 080	REG INSTR - DUES & FEES ART BE	0.00	0.00	0.00	0.00	0.00	0.00	0.00
01 1100 810 002 081	REG INSTR - DUES & FEES VOCAL MUSIC BE	568.00	380.00	1,030.00	181.34	(462.00)	0.00	(462.00)
01 1100 810 002 082	REG INSTR - DUES & FEES INSTR MUSIC BE	0.00	0.00	0.00	0.00	0.00	0.00	0.00
01 1100 810 003	REG INSTR - DUES & FEES PC	257.00	0.00	0.00	0.00	257.00	0.00	257.00
01 1100 810 003 001	REG INSTR - DUES & FEES 1ST GRADE PC	896.00	0.00	0.00	0.00	896.00	0.00	896.00
01 1100 810 003 002	REG INSTR - DUES & FEES 2ND GRADE PC	707.00	0.00	640.00	90.52	67.00	0.00	67.00
01 1100 810 003 003	REG INSTR - DUES & FEES 3RD GRADE PC	679.00	0.00	0.00	0.00	679.00	0.00	679.00
01 1100 810 003 004	REG INSTR - DUES & FEES 4TH GRADE PC	159.00	0.00	0.00	0.00	159.00	0.00	159.00
01 1100 810 003 005	REG INSTR - DUES & FEES 5TH GRADE PC	609.00	0.00	100.00	16.42	509.00	0.00	509.00
01 1100 810 003 007	REG INSTR - DUES & FEES KDG PC	1,781.00	0.00	0.00	0.00	1,781.00	0.00	1,781.00
01 1100 810 003 060	REG INSTR - DUES & FEES PE PC	0.00	0.00	0.00	0.00	0.00	0.00	0.00
01 1100 810 003 080	REG INSTR - DUES & FEES ART PC	0.00	0.00	0.00	0.00	0.00	0.00	0.00
01 1100 810 003 081	REG INSTR - DUES & FEES VOCAL MUSIC PC	0.00	0.00	845.00	0.00	(845.00)	0.00	(845.00)
01 1100 810 003 082	REG INSTR - DUES & FEES INSTR MUSIC PC	0.00	0.00	0.00	0.00	0.00	0.00	0.00
01 1100 810 004	REG INSTR - DUES & FEES HE	1,598.00	0.00	0.00	0.00	1,598.00	0.00	1,598.00
01 1100 810 004 001	REG INSTR - DUES & FEES 1ST GRADE HE	1,354.00	0.00	0.00	0.00	1,354.00	0.00	1,354.00

Account Number	Account Description	Revised Budget	Expended During Month	Expenditures to Date	% of Budget	Balance at EOM	P/ O Outstanding	Unencumbered Balance
01 1100 890 004 082	REG INSTR - OTHER MISC INSTR MUSIC HE	0.00	0.00	0.00	0.00	0.00	0.00	0.00
01 1100 890 005	REG INSTR - OTHER MISC BMS	186.00	0.00	0.00	0.00	186.00	0.00	186.00
01 1100 890 005 015	REG INSTR - OTHER MISC ENGLISH BMS	0.00	0.00	0.00	0.00	0.00	0.00	0.00
01 1100 890 005 018	REG INSTR - OTHER MISC READING BMS	0.00	0.00	0.00	0.00	0.00	0.00	0.00
01 1100 890 005 019	REG INSTR - OTHER MISC SPEECH/DRAMA BMS	0.00	0.00	0.00	0.00	0.00	0.00	0.00
01 1100 890 005 022	REG INSTR - OTHER MISC WORLD LANG BMS	0.00	0.00	0.00	0.00	0.00	0.00	0.00
01 1100 890 005 030	REG INSTR - OTHER MISC SOC STUD BMS	0.00	0.00	0.00	0.00	0.00	0.00	0.00
01 1100 890 005 040	REG INSTR - OTHER MISC MATH BMS	0.00	0.00	0.00	0.00	0.00	0.00	0.00
01 1100 890 005 050	REG INSTR - OTHER MISC T&L BMS	0.00	0.00	0.00	0.00	0.00	0.00	0.00
01 1100 890 005 054	REG INSTR - OTHER MISC COMPUTERS BMS	0.00	0.00	0.00	0.00	0.00	0.00	0.00
01 1100 890 005 060	REG INSTR - OTHER MISC PE/HEALTH BMS	0.00	0.00	0.00	0.00	0.00	0.00	0.00
01 1100 890 005 070	REG INSTR - OTHER MISC SCIENCE BMS	584.00	0.00	0.00	0.00	584.00	0.00	584.00
01 1100 890 005 080	REG INSTR - OTHER MISC ART BMS	0.00	0.00	0.00	0.00	0.00	0.00	0.00
01 1100 890 005 081	REG INSTR - OTHER MISC VOCAL MUSIC BMS	0.00	0.00	0.00	0.00	0.00	0.00	0.00
01 1100 890 005 082	REG INSTR - OTHER MISC INSTR MUSIC BMS	424.00	0.00	0.00	0.00	424.00	0.00	424.00
01 1100 890 005 083	REG INSTR - OTHER MISC GENERAL MUSIC BMS	186.00	0.00	0.00	0.00	186.00	0.00	186.00
01 1100 890 006	REG INSTR - OTHER MISC AP	0.00	0.00	0.00	0.00	0.00	0.00	0.00
01 1100 890 006 001	REG INSTR - OTHER MISC 1ST GRADE AP	0.00	0.00	0.00	0.00	0.00	0.00	0.00
01 1100 890 006 002	REG INSTR - OTHER MISC 2ND GRADE AP	0.00	0.00	0.00	0.00	0.00	0.00	0.00
01 1100 890 006 003	REG INSTR - OTHER MISC 3RD GRADE AP	428.00	0.00	0.00	0.00	428.00	0.00	428.00
01 1100 890 006 004	REG INSTR - OTHER MISC 4TH GRADE AP	0.00	0.00	0.00	0.00	0.00	0.00	0.00
01 1100 890 006 005	REG INSTR - OTHER MISC 5TH GRADE AP	669.00	0.00	0.00	0.00	669.00	0.00	669.00
01 1100 890 006 007	REG INSTR - OTHER MISC KDG AP	0.00	0.00	0.00	0.00	0.00	0.00	0.00
01 1100 890 006 060	REG INSTR - OTHER MISC PE AP	0.00	0.00	0.00	0.00	0.00	0.00	0.00
01 1100 890 006 080	REG INSTR - OTHER MISC ART AP	0.00	0.00	0.00	0.00	0.00	0.00	0.00
01 1100 890 006 081	REG INSTR - OTHER MISC VOCAL MUSIC AP	0.00	0.00	0.00	0.00	0.00	0.00	0.00
01 1100 890 006 082	REG INSTR - OTHER MISC INSTR MUSIC AP	0.00	0.00	0.00	0.00	0.00	0.00	0.00
01 1100 890 007	REG INSTR - OTHER MISC SE	0.00	0.00	0.00	0.00	0.00	0.00	0.00
01 1100 890 007 001	REG INSTR - OTHER MISC 1ST GRADE SE	292.00	0.00	0.00	0.00	292.00	0.00	292.00
01 1100 890 007 002	REG INSTR - OTHER MISC 2ND GRADE SE	0.00	0.00	0.00	0.00	0.00	0.00	0.00
01 1100 890 007 003	REG INSTR - OTHER MISC 3RD GRADE SE	0.00	0.00	0.00	0.00	0.00	0.00	0.00
01 1100 890 007 004	REG INSTR - OTHER MISC 4TH GRADE SE	0.00	0.00	0.00	0.00	0.00	0.00	0.00
01 1100 890 007 005	REG INSTR - OTHER MISC 5TH GRADE SE	357.00	0.00	0.00	0.00	357.00	0.00	357.00
01 1100 890 007 007	REG INSTR - OTHER MISC KDG SE	0.00	0.00	0.00	0.00	0.00	0.00	0.00
01 1100 890 007 060	REG INSTR - OTHER MISC PE SE	0.00	0.00	0.00	0.00	0.00	0.00	0.00
01 1100 890 007 080	REG INSTR - OTHER MISC ART SE	0.00	0.00	0.00	0.00	0.00	0.00	0.00
01 1100 890 007 081	REG INSTR - OTHER MISC VOCAL MUSIC SE	0.00	0.00	0.00	0.00	0.00	0.00	0.00
01 1100 890 007 082	REG INSTR - OTHER MISC INSTR MUSIC SE	0.00	0.00	0.00	0.00	0.00	0.00	0.00
01 1100 890 008	REG INSTR - OTHER MISC BSMS	1,462.00	0.00	0.00	0.00	1,462.00	0.00	1,462.00
01 1100 890 008 015	REG INSTR - OTHER MISC ENGLISH BSMS	0.00	0.00	0.00	0.00	0.00	0.00	0.00
01 1100 890 008 018	REG INSTR - OTHER MISC READING BSMS	0.00	0.00	0.00	0.00	0.00	0.00	0.00
01 1100 890 008 019	REG INSTR - OTHER MISC SPEECH/DRAMA BSMS	0.00	0.00	0.00	0.00	0.00	0.00	0.00
01 1100 890 008 022	REG INSTR - OTHER MISC WORLD LANG BSMS	0.00	0.00	0.00	0.00	0.00	0.00	0.00
01 1100 890 008 030	REG INSTR - OTHER MISC SOC STUD BSMS	0.00	0.00	0.00	0.00	0.00	0.00	0.00
01 1100 890 008 040	REG INSTR - OTHER MISC MATH BSMS	0.00	0.00	0.00	0.00	0.00	0.00	0.00
01 1100 890 008 050	REG INSTR - OTHER MISC T&L BSMS	0.00	0.00	0.00	0.00	0.00	0.00	0.00
01 1100 890 008 054	REG INSTR - OTHER MISC COMPUTERS BSMS	0.00	0.00	0.00	0.00	0.00	0.00	0.00
01 1100 890 008 060	REG INSTR - OTHER MISC PE/HEALTH BSMS	0.00	0.00	0.00	0.00	0.00	0.00	0.00
01 1100 890 008 070	REG INSTR - OTHER MISC SCIENCE BSMS	0.00	0.00	0.00	0.00	0.00	0.00	0.00
01 1100 890 008 080	REG INSTR - OTHER MISC ART BSMS	0.00	0.00	0.00	0.00	0.00	0.00	0.00
01 1100 890 008 081	REG INSTR - OTHER MISC VOCAL MUSIC BSMS	0.00	0.00	0.00	0.00	0.00	0.00	0.00
01 1100 890 008 082	REG INSTR - OTHER MISC INSTR MUSIC BSMS	756.00	0.00	0.00	0.00	756.00	0.00	756.00
01 1100 890 008 083	REG INSTR - OTHER MISC GENERAL MUSIC BSMS	0.00	0.00	0.00	0.00	0.00	0.00	0.00
1100	REGULAR INSTRUCTIONAL PROGRAMS	30,428,461.00	2,298,102.24	17,987,973.32	59.59	12,440,487.68	143,968.90	12,296,518.78

05/08/2026 01:02 PM

User ID: MDT

Account Number	Account Description	Revised Budget	Expended During Month	Expenditures to Date	% of Budget	Balance at EOM	P/ O Outstanding	Unencumbered Balance
01 1125 111 002	SALARIES TEACHERS BE	71,456.00	5,854.90	46,839.20	65.55	24,616.80	0.00	24,616.80
01 1125 111 003	SALARIES TEACHERS PC	77,519.00	5,563.62	44,508.96	57.42	33,010.04	0.00	33,010.04
01 1125 111 004	SALARIES TEACHERS HE	73,896.00	6,087.94	48,703.52	65.91	25,192.48	0.00	25,192.48
01 1125 211 002	GROUP INS TEACHERS/PROF BE	26,416.00	2,088.36	16,706.88	63.25	9,709.12	0.00	9,709.12
01 1125 211 003	GROUP INS TEACHERS/PROF PC	30,190.00	2,088.37	16,706.96	55.34	13,483.04	0.00	13,483.04
01 1125 211 004	GROUP INS TEACHERS/PROF HE	9,756.00	776.03	6,208.24	63.64	3,547.76	0.00	3,547.76
01 1125 221 002	SOC SEC TEACHERS/PROF BE	5,487.00	439.67	3,517.36	64.10	1,969.64	0.00	1,969.64
01 1125 221 003	SOC SEC TEACHERS/PROF PC	5,953.00	417.44	3,339.52	56.10	2,613.48	0.00	2,613.48
01 1125 221 004	SOC SEC TEACHERS/PROF HE	5,773.00	465.31	3,722.48	64.48	2,050.52	0.00	2,050.52
01 1125 231 002	RETIREMENT TEACHERS/PROF BE	4,426.00	430.34	3,442.72	77.78	983.28	0.00	983.28
01 1125 231 003	RETIREMENT TEACHERS/PROF PC	4,802.00	408.93	3,271.44	68.13	1,530.56	0.00	1,530.56
01 1125 231 004	RETIREMENT TEACHERS/PROF HE	4,579.00	447.47	3,579.76	78.18	999.24	0.00	999.24
01 1125 237 002	INCR RET CONTR BE	1,336.00	42.74	341.92	25.59	994.08	0.00	994.08
01 1125 237 003	INCR RET CONTR PC	1,456.00	40.62	324.95	22.32	1,131.05	0.00	1,131.05
01 1125 237 004	INCR RET CONTR HE	1,387.00	44.44	355.52	25.63	1,031.48	0.00	1,031.48
1125	Regular Instructional Programs School Age Flex	324,432.00	25,196.18	201,569.43	62.13	122,862.57	0.00	122,862.57
1150	LIMITED ENGLISH PROF PROGRAMS							
01 1150 111 000	LEP - SALARIES NON-INSTR DIST	126,117.00	12,878.25	103,026.00	81.69	23,091.00	0.00	23,091.00
01 1150 112 000	LEP - SALARIES INSTR AIDES DIST	36,561.00	4,081.66	30,968.47	84.70	5,592.53	0.00	5,592.53
01 1150 151 000	LEP - ADD'L COMP TEACHERS DIST	256.00	28.34	226.72	88.56	29.28	0.00	29.28
01 1150 152 000	LEP - ADD'L COMP INSTR AIDES DIST	0.00	4.86	68.56	0.00	(68.56)	0.00	(68.56)
01 1150 211 000	LEP - GROUP INS TEACHERS DIST	10,943.00	1,636.23	13,089.84	119.62	(2,146.84)	0.00	(2,146.84)
01 1150 212 000	LEP - GROUP INS INSTR AIDES DIST	0.00	2.10	31.50	0.00	(31.50)	0.00	(31.50)
01 1150 221 000	LEP - SOC SEC TEACHERS DIST	9,855.00	982.41	7,859.23	79.75	1,995.77	0.00	1,995.77
01 1150 222 000	LEP - SOC SEC INSTR AIDES DIST	2,867.00	312.63	2,374.35	82.82	492.65	0.00	492.65
01 1150 231 000	LEP - RETIREMENT TEACHERS DIST	7,813.00	946.55	7,572.43	96.92	240.57	0.00	240.57
01 1150 232 000	LEP - RETIREMENT INSTR AIDES DIST	2,265.00	300.01	2,276.18	100.49	(11.18)	0.00	(11.18)
01 1150 237 000	LEP - INCR RET CONTR DIST	3,143.00	123.81	978.16	31.12	2,164.84	0.00	2,164.84
01 1150 281 000	LEP - HEALTH BEN TEACHERS DIST	0.00	0.00	0.00	0.00	0.00	0.00	0.00
01 1150 580 000	LEP - TRAVEL & MILEAGE DIST	375.00	0.00	0.00	0.00	375.00	0.00	375.00
01 1150 610 000	LEP - SUPPLIES DIST	340.00	90.00	90.00	26.47	250.00	0.00	250.00
01 1150 733 000	LEP - FURN & EQUIP DIST	0.00	0.00	0.00	0.00	0.00	0.00	0.00
01 1150 734 000	LEP - HARDWARE DIST	0.00	0.00	0.00	0.00	0.00	0.00	0.00
01 1150 735 000	LEP - SOFTWARE DIST	0.00	0.00	0.00	0.00	0.00	0.00	0.00
01 1150 810 000	LEP - DUES & FEES DIST	3,717.00	449.70	3,743.80	100.72	(26.80)	0.00	(26.80)
1150	LIMITED ENGLISH PROF PROGRAMS	204,252.00	21,836.55	172,305.24	84.36	31,946.76	0.00	31,946.76
1160	PROVERTY PROGRAMS							
01 1160 111 001	POVERTY - SALARIES TEACHERS BHS	33,526.00	0.00	0.00	0.00	33,526.00	0.00	33,526.00
01 1160 111 002	POVERTY - SALARIES TEACHERS BE	16,815.00	0.00	0.00	0.00	16,815.00	0.00	16,815.00
01 1160 111 003	POVERTY - SALARIES TEACHERS PC	10,586.00	0.00	0.00	0.00	10,586.00	0.00	10,586.00
01 1160 111 004	POVERTY - SALARIES TEACHERS HE	16,720.00	0.00	0.00	0.00	16,720.00	0.00	16,720.00
01 1160 111 005	POVERTY - SALARIES TEACHERS BMS	16,803.00	0.00	0.00	0.00	16,803.00	0.00	16,803.00
01 1160 111 006	POVERTY - SALARIES TEACHERS AP	5,381.00	0.00	0.00	0.00	5,381.00	0.00	5,381.00
01 1160 111 007	POVERTY - SALARIES TEACHERS SE	4,611.00	0.00	0.00	0.00	4,611.00	0.00	4,611.00
01 1160 111 008	POVERTY - SALARIES TEACHERS BSMS	19,952.00	0.00	0.00	0.00	19,952.00	0.00	19,952.00
01 1160 151 001	POVERTY - ADD'L COMP TEACHERS BHS	0.00	0.00	0.00	0.00	0.00	0.00	0.00
01 1160 151 002	POVERTY - ADD'L COMP TEACHERS BE	0.00	0.00	0.00	0.00	0.00	0.00	0.00
01 1160 151 003	POVERTY - ADD'L COMP TEACHERS PC	0.00	0.00	0.00	0.00	0.00	0.00	0.00
01 1160 151 004	POVERTY - ADD'L COMP TEACHERS HE	0.00	0.00	0.00	0.00	0.00	0.00	0.00
01 1160 151 005	POVERTY - ADD'L COMP TEACHERS BMS	0.00	0.00	0.00	0.00	0.00	0.00	0.00
01 1160 151 006	POVERTY - ADD'L COMP TEACHERS AP	0.00	0.00	0.00	0.00	0.00	0.00	0.00
01 1160 151 007	POVERTY - ADD'L COMP TEACHERS SE	0.00	0.00	0.00	0.00	0.00	0.00	0.00
01 1160 151 008	POVERTY - ADD'L COMP TEACHERS BSMS	0.00	0.00	0.00	0.00	0.00	0.00	0.00
01 1160 211 001	POVERTY - GROUP INS TEACHERS BHS	6,821.00	0.00	0.00	0.00	6,821.00	0.00	6,821.00

05/08/2026 01:02 PM

User ID: MDT

Account Number	Account Description	Revised Budget	Expended During Month	Expenditures to Date	% of Budget	Balance at EOM	P/ O Outstanding	Unencumbered Balance
01 1160 211 002	POVERTY - GROUP INS TEACHERS BE	6,918.00	0.00	0.00	0.00	6,918.00	0.00	6,918.00
01 1160 211 003	POVERTY - GROUP INS TEACHERS PC	2,708.00	0.00	0.00	0.00	2,708.00	0.00	2,708.00
01 1160 211 004	POVERTY - GROUP INS TEACHERS HE	6,918.00	0.00	0.00	0.00	6,918.00	0.00	6,918.00
01 1160 211 005	POVERTY - GROUP INS TEACHERS BMS	5,571.00	0.00	0.00	0.00	5,571.00	0.00	5,571.00
01 1160 211 006	POVERTY - GROUP INS TEACHERS AP	1,138.00	0.00	0.00	0.00	1,138.00	0.00	1,138.00
01 1160 211 007	POVERTY - GROUP INS TEACHERS SE	841.00	0.00	0.00	0.00	841.00	0.00	841.00
01 1160 211 008	POVERTY - GROUP INS TEACHERS BSMS	2,679.00	0.00	0.00	0.00	2,679.00	0.00	2,679.00
01 1160 221 001	POVERTY - SOC SEC TEACHERS BHS	2,622.00	0.00	0.00	0.00	2,622.00	0.00	2,622.00
01 1160 221 002	POVERTY - SOC SEC TEACHERS BE	1,292.00	0.00	0.00	0.00	1,292.00	0.00	1,292.00
01 1160 221 003	POVERTY - SOC SEC TEACHERS PC	840.00	0.00	0.00	0.00	840.00	0.00	840.00
01 1160 221 004	POVERTY - SOC SEC TEACHERS HE	1,301.00	0.00	0.00	0.00	1,301.00	0.00	1,301.00
01 1160 221 005	POVERTY - SOC SEC TEACHERS BMS	1,295.00	0.00	0.00	0.00	1,295.00	0.00	1,295.00
01 1160 221 006	POVERTY - SOC SEC TEACHERS AP	420.00	0.00	0.00	0.00	420.00	0.00	420.00
01 1160 221 007	POVERTY - SOC SEC TEACHERS SE	360.00	0.00	0.00	0.00	360.00	0.00	360.00
01 1160 221 008	POVERTY - SOC SEC TEACHERS BSMS	1,605.00	0.00	0.00	0.00	1,605.00	0.00	1,605.00
01 1160 231 001	POVERTY - RETIREMENT TEACHERS BHS	2,078.00	0.00	0.00	0.00	2,078.00	0.00	2,078.00
01 1160 231 002	POVERTY - RETIREMENT TEACHERS BE	1,042.00	0.00	0.00	0.00	1,042.00	0.00	1,042.00
01 1160 231 003	POVERTY - RETIREMENT TEACHERS PC	656.00	0.00	0.00	0.00	656.00	0.00	656.00
01 1160 231 004	POVERTY - RETIREMENT TEACHERS HE	1,036.00	0.00	0.00	0.00	1,036.00	0.00	1,036.00
01 1160 231 005	POVERTY - RETIREMENT TEACHERS BMS	1,041.00	0.00	0.00	0.00	1,041.00	0.00	1,041.00
01 1160 231 006	POVERTY - RETIREMENT TEACHERS AP	333.00	0.00	0.00	0.00	333.00	0.00	333.00
01 1160 231 007	POVERTY - RETIREMENT TEACHERS SE	286.00	0.00	0.00	0.00	286.00	0.00	286.00
01 1160 231 008	POVERTY - RETIREMENT TEACHERS BSMS	1,236.00	0.00	0.00	0.00	1,236.00	0.00	1,236.00
01 1160 237 001	POVERTY - INCR RET CONTR BHS	629.00	0.00	0.00	0.00	629.00	0.00	629.00
01 1160 237 002	POVERTY - INCR RET CONTR BE	312.00	0.00	0.00	0.00	312.00	0.00	312.00
01 1160 237 003	POVERTY - INCR RET CONTR PC	199.00	0.00	0.00	0.00	199.00	0.00	199.00
01 1160 237 004	POVERTY - INCR RET CONTR HE	310.00	0.00	0.00	0.00	310.00	0.00	310.00
01 1160 237 005	POVERTY - INCR RET CONTR BMS	315.00	0.00	0.00	0.00	315.00	0.00	315.00
01 1160 237 006	POVERTY - INCR RET CONTR AP	101.00	0.00	0.00	0.00	101.00	0.00	101.00
01 1160 237 007	POVERTY - INCR RET CONTR SE	0.00	0.00	0.00	0.00	0.00	0.00	0.00
01 1160 237 008	POVERTY - INCR RET CONTR BSMS	371.00	0.00	0.00	0.00	371.00	0.00	371.00
01 1160 281 001	POVERTY - HEALTH BEN TEACHERS BHS	670.00	0.00	0.00	0.00	670.00	0.00	670.00
01 1160 281 002	POVERTY - HEALTH BEN TEACHERS BE	0.00	0.00	0.00	0.00	0.00	0.00	0.00
01 1160 281 003	POVERTY - HEALTH BEN TEACHERS PC	302.00	0.00	0.00	0.00	302.00	0.00	302.00
01 1160 281 004	POVERTY - HEALTH BEN TEACHERS HE	0.00	0.00	0.00	0.00	0.00	0.00	0.00
01 1160 281 005	POVERTY - HEALTH BEN TEACHERS BMS	0.00	0.00	0.00	0.00	0.00	0.00	0.00
01 1160 281 006	POVERTY - HEALTH TEACHERS AP	0.00	0.00	0.00	0.00	0.00	0.00	0.00
01 1160 281 007	POVERTY - HEALTH TEACHERS SE	0.00	0.00	0.00	0.00	0.00	0.00	0.00
01 1160 281 008	POVERTY - HEALTH BEN TEACHERS BSMS	636.00	0.00	0.00	0.00	636.00	0.00	636.00
01 1160 340 002	POVERTY - OTHER PROF SERVICES BE	0.00	0.00	0.00	0.00	0.00	0.00	0.00
01 1160 340 006	POVERTY - OTHER PROF SERVICES AP	0.00	0.00	0.00	0.00	0.00	0.00	0.00
01 1160 610 002	POVERTY - SUPPLIES BE	0.00	0.00	0.00	0.00	0.00	0.00	0.00
01 1160 610 006	POVERTY - SUPPLIES AP	0.00	0.00	0.00	0.00	0.00	0.00	0.00
1160	PROVERTY PROGRAMS	179,276.00	0.00	0.00	0.00	179,276.00	0.00	179,276.00
1200	SPECIAL EDUCATION INSTRUCTIONAL PROGRAMS							
01 1200 110 000	SPED - SALARIES NON-INSTR DIST	150,736.00	11,930.27	94,792.72	62.89	55,943.28	0.00	55,943.28
01 1200 111 000	SPED - SALARIES TEACHERS DIST	234,948.00	18,221.75	145,774.00	62.05	89,174.00	0.00	89,174.00
01 1200 111 001	SPED - SALARIES TEACHERS BHS	559,539.00	41,028.81	328,191.04	58.65	231,347.96	0.00	231,347.96
01 1200 111 002	SPED - SALARIES TEACHERS BE	192,080.00	21,426.22	170,549.54	88.79	21,530.46	0.00	21,530.46
01 1200 111 003	SPED - SALARIES TEACHERS PC	213,704.00	21,368.68	171,334.70	80.17	42,369.30	0.00	42,369.30
01 1200 111 004	SPED - SALARIES TEACHERS HE	296,528.00	23,545.07	188,360.56	63.52	108,167.44	0.00	108,167.44
01 1200 111 005	SPED - SALARIES TEACHERS BMS	230,641.00	17,817.23	145,553.83	63.11	85,087.17	0.00	85,087.17
01 1200 111 006	SPED - SALARIES TEACHERS AP	210,271.00	14,225.22	113,801.76	54.12	96,469.24	0.00	96,469.24
01 1200 111 007	SPED - SALARIES TEACHERS SE	111,010.00	9,626.16	77,009.28	69.37	34,000.72	0.00	34,000.72
01 1200 111 008	SPED - SALARIES TEACHERS BSMS	313,075.00	21,016.79	164,474.62	52.54	148,600.38	0.00	148,600.38

Account Number	Account Description	Revised Budget	Expended During Month	Expenditures to Date	% of Budget	Balance at EOM	P/ O Outstanding	Unencumbered Balance
01 1200 112 000	SPED - SALARIES INSTR AIDES	20,887.00	4,067.07	43,708.28	209.26	(22,821.28)	0.00	(22,821.28)
01 1200 112 001	SPED - SALARIES INSTR AIDES BHS	76,352.00	8,542.47	55,882.35	73.19	20,469.65	0.00	20,469.65
01 1200 112 002	SPED - SALARIES INSTR AIDES BE	176,574.00	17,341.89	138,361.22	78.36	38,212.78	0.00	38,212.78
01 1200 112 003	SPED - SALARIES INSTR AIDES PC	154,286.00	16,695.81	116,452.67	75.48	37,833.33	0.00	37,833.33
01 1200 112 004	SPED - SALARIES INSTR AIDES HE	196,289.00	16,083.40	128,221.49	65.32	68,067.51	0.00	68,067.51
01 1200 112 005	SPED - SALARIES INSTR AIDES BMS	66,295.00	7,973.18	53,348.14	80.47	12,946.86	0.00	12,946.86
01 1200 112 006	SPED - SALARIES INSTR AIDES AP	144,933.00	16,483.97	117,016.76	80.74	27,916.24	0.00	27,916.24
01 1200 112 007	SPED - SALARIES INSTR AIDES SE	61,813.00	5,949.31	51,610.02	83.49	10,202.98	0.00	10,202.98
01 1200 112 008	SPED - SALARIES INSTR AIDES BSMS	107,140.00	13,585.93	106,825.07	99.71	314.93	0.00	314.93
01 1200 122 001	SPED - SUB AIDES BHS	2,178.00	622.10	622.10	28.56	1,555.90	0.00	1,555.90
01 1200 122 002	SPED - SUB AIDES BE	2,773.00	1,346.20	7,954.94	286.87	(5,181.94)	0.00	(5,181.94)
01 1200 122 003	SPED - SUB AIDES PC	8,511.00	978.21	4,688.99	55.09	3,822.01	0.00	3,822.01
01 1200 122 004	SPED - SUB AIDES HE	12,433.00	3,108.15	19,545.43	157.21	(7,112.43)	0.00	(7,112.43)
01 1200 122 005	SPED - SUB AIDES BMS	7,990.00	264.65	1,641.85	20.55	6,348.15	0.00	6,348.15
01 1200 122 006	SPED - SUB AIDES AP	15,066.00	2,075.18	9,078.89	60.26	5,987.11	0.00	5,987.11
01 1200 122 007	SPED - SUB AIDES SE	16,330.00	431.49	9,551.56	58.49	6,778.44	0.00	6,778.44
01 1200 122 008	SPED - SUB AIDES BSMS	430.00	0.00	0.00	0.00	430.00	0.00	430.00
01 1200 123 001	SPED - SUB TEACHERS BHS	15,006.00	1,400.00	12,542.64	83.58	2,463.36	0.00	2,463.36
01 1200 123 002	SPED - SUB TEACHERS BE	2,375.00	1,225.00	6,345.00	267.16	(3,970.00)	0.00	(3,970.00)
01 1200 123 003	SPED - SUB TEACHERS PC	16,248.00	262.50	3,850.00	23.70	12,398.00	0.00	12,398.00
01 1200 123 004	SPED - SUB TEACHERS HE	15,679.00	612.50	16,822.97	107.30	(1,143.97)	0.00	(1,143.97)
01 1200 123 005	SPED - SUB TEACHERS BMS	12,745.00	700.00	4,540.53	35.63	8,204.47	0.00	8,204.47
01 1200 123 006	SPED - SUB TEACHERS AP	10,165.00	1,750.00	8,551.05	84.12	1,613.95	0.00	1,613.95
01 1200 123 007	SPED - SUB TEACHERS SE	12,786.00	262.50	2,286.26	17.88	10,499.74	0.00	10,499.74
01 1200 123 008	SPED - SUB TEACHERS BSMS	9,932.00	525.00	12,432.50	125.18	(2,500.50)	0.00	(2,500.50)
01 1200 130 000	SPED - OT SALARIES NON-INSTR DIST	322.00	0.00	2.69	0.84	319.31	0.00	319.31
01 1200 132 004	SPED - OT SALARIES NON-INSTR HE	0.00	0.00	65.92	0.00	(65.92)	0.00	(65.92)
01 1200 132 006	SPED - OT SALARIES NON- INSTR AP	633.00	55.58	868.15	137.15	(235.15)	0.00	(235.15)
01 1200 132 008	SPED - OT SALARIES NON- INSTR BSMS	0.00	0.00	0.00	0.00	0.00	0.00	0.00
01 1200 150 000	SPED - ADD'L COMP NON-INSTR DIST	303.00	26.16	209.28	69.07	93.72	0.00	93.72
01 1200 151 000	SPED - ADD'L COMP TEACHERS DIST	1,607.00	40.08	320.64	19.95	1,286.36	0.00	1,286.36
01 1200 151 001	SPED - ADD'L COMP TEACHERS BHS	4,988.00	96.44	845.94	16.96	4,142.06	0.00	4,142.06
01 1200 151 002	SPED - ADD'L COMP TEACHERS BE	4,301.00	47.43	785.14	18.25	3,515.86	0.00	3,515.86
01 1200 151 003	SPED - ADD'L COMP TEACHERS PC	7,611.00	112.46	3,369.12	44.27	4,241.88	0.00	4,241.88
01 1200 151 004	SPED - ADD'L COMP TEACHERS HE	2,453.00	116.84	1,522.70	62.08	930.30	0.00	930.30
01 1200 151 005	SPED - ADD'L COMP TEACHERS BMS	6,019.00	40.35	577.68	9.60	5,441.32	0.00	5,441.32
01 1200 151 006	SPED - ADD'L COMP TEACHERS AP	5,349.00	37.65	1,092.63	20.43	4,256.37	0.00	4,256.37
01 1200 151 007	SPED - ADD'L COMP TEACHERS SE	1,868.00	21.18	925.80	49.56	942.20	0.00	942.20
01 1200 151 008	SPED - ADD'L COMP TEACHERS BSMS	1,754.00	56.31	707.06	40.31	1,046.94	0.00	1,046.94
01 1200 152 000	SPED - ADD'L COMP AIDES	4,898.00	1,722.51	14,990.52	306.05	(10,092.52)	0.00	(10,092.52)
01 1200 152 001	SPED - ADD'L COMP AIDES BHS	198.00	13.63	109.04	55.07	88.96	0.00	88.96
01 1200 152 002	SPED - ADD'L COMP AIDES BE	343.00	33.76	277.99	81.05	65.01	0.00	65.01
01 1200 152 003	SPED - ADD'L COMP AIDES PC	286.00	39.62	321.49	112.41	(35.49)	0.00	(35.49)
01 1200 152 004	SPED - ADD'L COMP AIDES HE	442.00	29.35	280.61	63.49	161.39	0.00	161.39
01 1200 152 005	SPED - ADD'L COMP AIDES BMS	0.00	19.33	127.74	0.00	(127.74)	0.00	(127.74)
01 1200 152 006	SPED - ADD'L COMP AIDES AP	132.00	30.63	227.12	172.06	(95.12)	0.00	(95.12)
01 1200 152 007	SPED - ADD'L COMP AIDES SE	114.00	20.06	116.90	102.54	(2.90)	0.00	(2.90)
01 1200 152 008	SPED - ADD'L COMP AIDES BSMS	256.00	23.60	233.13	91.07	22.87	0.00	22.87
01 1200 210 000	SPED - GROUP INS NON-INSTR DIST	45,010.00	2,459.00	19,672.00	43.71	25,338.00	0.00	25,338.00
01 1200 211 000	SPED - GROUP INS TEACHERS/PROF DIST	12,222.00	1,848.32	14,773.56	120.88	(2,551.56)	0.00	(2,551.56)
01 1200 211 001	SPED - GROUP INS TEACHERS BHS	137,320.00	12,971.08	103,768.64	75.57	33,551.36	0.00	33,551.36
01 1200 211 002	SPED - GROUP INS TEACHERS BE	45,039.00	6,164.06	45,359.38	100.71	(320.38)	0.00	(320.38)
01 1200 211 003	SPED - GROUP INS TEACHERS PC	79,390.00	6,086.28	48,690.24	61.33	30,699.76	0.00	30,699.76
01 1200 211 004	SPED - GROUP INS TEACHERS HE	119,399.00	6,762.12	54,096.96	45.31	65,302.04	0.00	65,302.04
01 1200 211 005	SPED - GROUP INS TEACHERS BMS	117,447.00	9,488.63	75,909.04	64.63	41,537.96	0.00	41,537.96

05/08/2026 01:02 PM

User ID: MDT

Account Number	Account Description	Revised Budget	Expended During Month	Expenditures to Date	% of Budget	Balance at EOM	P/ O Outstanding	Unencumbered Balance
01 1200 211 006	SPED - GROUP INS TEACHERS AP	88,985.00	6,736.90	53,895.20	60.57	35,089.80	0.00	35,089.80
01 1200 211 007	SPED - GROUP INS TEACHERS SE	14,956.00	915.07	7,320.56	48.95	7,635.44	0.00	7,635.44
01 1200 211 008	SPED - GROUP INS TEACHERS BSMS	69,429.00	5,681.13	40,884.19	58.89	28,544.81	0.00	28,544.81
01 1200 212 000	SPED - GROUP INS INSTR AIDES	0.00	8.40	67.20	0.00	(67.20)	0.00	(67.20)
01 1200 212 001	SPED - GROUP INS AIDES BHS	2,595.00	337.21	2,731.47	105.26	(136.47)	0.00	(136.47)
01 1200 212 002	SPED - GROUP INS AIDES BE	217.00	16.80	136.50	62.90	80.50	0.00	80.50
01 1200 212 003	SPED - GROUP INS AIDES PC	173.00	15.75	119.70	69.19	53.30	0.00	53.30
01 1200 212 004	SPED - GROUP INS AIDES HE	9,341.00	693.79	5,567.12	59.60	3,773.88	0.00	3,773.88
01 1200 212 005	SPED - GROUP INS AIDES BMS	0.00	8.40	52.50	0.00	(52.50)	0.00	(52.50)
01 1200 212 006	SPED - GROUP INS AIDES AP	4,721.00	351.09	2,801.44	59.34	1,919.56	0.00	1,919.56
01 1200 212 007	SPED - GROUP INS AIDES SE	0.00	6.30	55.58	0.00	(55.58)	0.00	(55.58)
01 1200 212 008	SPED - GROUP INS AIDES BSMS	131.00	12.60	102.90	78.55	28.10	0.00	28.10
01 1200 220 000	SPED - SOC SEC NON-INSTR DIST	12,026.00	955.22	7,592.32	63.13	4,433.68	0.00	4,433.68
01 1200 221 000	SPED - SOC SEC TEACHERS DIST	18,511.00	1,397.02	11,176.18	60.38	7,334.82	0.00	7,334.82
01 1200 221 001	SPED - SOC SEC TEACHERS BHS	44,115.00	3,095.84	24,769.39	56.15	19,345.61	0.00	19,345.61
01 1200 221 002	SPED - SOC SEC TEACHERS BE	14,972.00	1,610.41	12,893.41	86.12	2,078.59	0.00	2,078.59
01 1200 221 003	SPED - SOC SEC TEACHERS PC	17,803.00	1,657.61	13,479.05	75.71	4,323.95	0.00	4,323.95
01 1200 221 004	SPED - SOC SEC TEACHERS HE	23,104.00	1,833.79	14,715.30	63.69	8,388.70	0.00	8,388.70
01 1200 221 005	SPED - SOC SEC TEACHERS BMS	18,325.00	1,342.58	10,990.95	59.98	7,334.05	0.00	7,334.05
01 1200 221 006	SPED - SOC SEC TEACHERS AP	16,080.00	1,023.69	8,250.12	51.31	7,829.88	0.00	7,829.88
01 1200 221 007	SPED - SOC SEC TEACHERS SE	9,281.00	773.88	6,248.86	67.33	3,032.14	0.00	3,032.14
01 1200 221 008	SPED - SOC SEC TEACHERS BSMS	24,672.00	1,603.17	12,567.52	50.94	12,104.48	0.00	12,104.48
01 1200 222 000	SPED - SOC SEC INSTR AIDES	2,052.00	426.96	4,362.87	212.62	(2,310.87)	0.00	(2,310.87)
01 1200 222 001	SPED - SOC SEC AIDES BHS	6,136.00	701.89	4,328.93	70.55	1,807.07	0.00	1,807.07
01 1200 222 002	SPED - SOC SEC AIDES BE	14,027.00	1,432.20	11,214.44	79.95	2,812.56	0.00	2,812.56
01 1200 222 003	SPED - SOC SEC AIDES PC	12,672.00	1,355.09	9,291.90	73.33	3,380.10	0.00	3,380.10
01 1200 222 004	SPED - SOC SEC AIDES HE	16,206.00	1,467.53	11,308.22	69.78	4,897.78	0.00	4,897.78
01 1200 222 005	SPED - SOC SEC AIDES BMS	5,722.00	630.74	4,209.04	73.56	1,512.96	0.00	1,512.96
01 1200 222 006	SPED - SOC SEC AIDES AP	12,419.00	1,426.12	9,728.09	78.33	2,690.91	0.00	2,690.91
01 1200 222 007	SPED - SOC SEC AIDES SE	5,960.00	489.66	4,687.83	78.65	1,272.17	0.00	1,272.17
01 1200 222 008	SPED - SOC SEC AIDES BSMS	8,430.00	1,041.14	8,190.05	97.15	239.95	0.00	239.95
01 1200 223 001	SPED - SOC SEC SUB TEACHERS BHS	1,025.00	107.09	959.33	93.59	65.67	0.00	65.67
01 1200 223 002	SPED - SOC SEC SUB TEACHERS BE	162.00	93.68	485.16	299.48	(323.16)	0.00	(323.16)
01 1200 223 003	SPED - SOC SEC SUB TEACHERS PC	1,110.00	20.09	294.60	26.54	815.40	0.00	815.40
01 1200 223 004	SPED - SOC SEC SUB TEACHERS HE	1,071.00	46.87	1,286.86	120.15	(215.86)	0.00	(215.86)
01 1200 223 005	SPED - SOC SEC SUB TEACHERS BMS	871.00	53.56	347.43	39.89	523.57	0.00	523.57
01 1200 223 006	SPED - SOC SEC SUB TEACHERS AP	695.00	133.92	654.28	94.14	40.72	0.00	40.72
01 1200 223 007	SPED - SOC SEC SUB TEACHERS SE	874.00	20.09	174.97	20.02	699.03	0.00	699.03
01 1200 223 008	SPED - SOC SEC SUB TEACHERS BSMS	679.00	40.15	951.20	140.09	(272.20)	0.00	(272.20)
01 1200 230 000	SPED - RETIREMENT NON-INSTR DIST	9,355.00	876.88	6,967.47	74.48	2,387.53	0.00	2,387.53
01 1200 231 000	SPED - RETIREMENT TEACHERS DIST	14,608.00	1,339.30	10,714.40	73.35	3,893.60	0.00	3,893.60
01 1200 231 001	SPED - RETIREMENT TEACHERS BHS	34,932.00	3,015.62	24,129.32	69.08	10,802.68	0.00	10,802.68
01 1200 231 002	SPED - RETIREMENT TEACHERS BE	12,162.00	1,574.82	12,565.15	103.31	(403.15)	0.00	(403.15)
01 1200 231 003	SPED - RETIREMENT TEACHERS PC	13,510.00	1,575.36	12,580.45	93.12	929.55	0.00	929.55
01 1200 231 004	SPED - RETIREMENT TEACHERS HE	18,475.00	1,735.34	13,925.93	75.38	4,549.07	0.00	4,549.07
01 1200 231 005	SPED - RETIREMENT TEACHERS BMS	14,665.00	1,309.57	10,716.94	73.08	3,948.06	0.00	3,948.06
01 1200 231 006	SPED - RETIREMENT TEACHERS AP	13,310.00	1,045.55	8,422.57	63.28	4,887.43	0.00	4,887.43
01 1200 231 007	SPED - RETIREMENT TEACHERS SE	6,987.00	707.52	5,715.75	81.81	1,271.25	0.00	1,271.25
01 1200 231 008	SPED - RETIREMENT TEACHERS BSMS	19,482.00	1,544.72	12,109.07	62.16	7,372.93	0.00	7,372.93
01 1200 232 000	SPED - RETIREMENT INSTR AIDES	1,621.00	425.18	4,309.01	265.82	(2,688.01)	0.00	(2,688.01)
01 1200 232 001	SPED - RETIREMENT AIDES BHS	4,739.00	627.87	4,107.34	86.67	631.66	0.00	631.66
01 1200 232 002	SPED - RETIREMENT AIDES BE	10,748.00	1,274.63	10,169.55	94.62	578.45	0.00	578.45
01 1200 232 003	SPED - RETIREMENT AIDES PC	9,558.00	1,227.15	8,557.85	89.54	1,000.15	0.00	1,000.15
01 1200 232 004	SPED - RETIREMENT AIDES HE	12,172.00	1,174.79	9,725.08	79.90	2,446.92	0.00	2,446.92
01 1200 232 005	SPED - RETIREMENT AIDES BMS	3,779.00	586.02	3,637.16	96.25	141.84	0.00	141.84

05/08/2026 01:02 PM

User ID: MDT

Account Number	Account Description	Revised Budget	Expended During Month	Expenditures to Date	% of Budget	Balance at EOM	P/ O Outstanding	Unencumbered Balance
01 1300 222 006	SUMM SCHOOL - SOC SEC AIDES AP	0.00	0.00	0.00	0.00	0.00	0.00	0.00
01 1300 222 007	SUMM SCHOOL - SOC SEC AIDES SE	710.00	0.00	0.00	0.00	710.00	0.00	710.00
01 1300 222 008	SUMM SCHOOL - SOC SEC AIDES BSMS	0.00	0.00	0.00	0.00	0.00	0.00	0.00
01 1300 231 001	SUMM SCHOOL - RETIREMENT TEACHERS BHS	1,089.00	0.00	0.00	0.00	1,089.00	0.00	1,089.00
01 1300 231 002	SUMM SCHOOL - RETIREMENT TEACHERS BE	2,275.00	0.00	7.31	0.32	2,267.69	0.00	2,267.69
01 1300 231 003	SUMM SCHOOL - RETIREMENT TEACHERS PC	0.00	0.00	0.00	0.00	0.00	0.00	0.00
01 1300 231 004	SUMM SCHOOL - RETIREMENT TEACHERS HE	0.00	74.02	74.02	0.00	(74.02)	0.00	(74.02)
01 1300 231 005	SUMM SCHOOL - RETIREMENT TEACHERS BMS	1,212.00	39.48	49.89	4.12	1,162.11	0.00	1,162.11
01 1300 231 006	SUMM SCHOOL - RETIREMENT TEACHERS AP	0.00	0.00	0.00	0.00	0.00	0.00	0.00
01 1300 231 007	SUMM SCHOOL - RETIREMENT TEACHERS SE	2,976.00	0.00	0.00	0.00	2,976.00	0.00	2,976.00
01 1300 231 008	SUMM SCHOOL - RETIREMENT TEACHERS BSMS	0.00	0.00	0.00	0.00	0.00	0.00	0.00
01 1300 232 001	SUMM SCHOOL - RETIREMENT AIDES BHS	208.00	0.00	0.00	0.00	208.00	0.00	208.00
01 1300 232 002	SUMM SCHOOL - RETIREMENT AIDES BE	458.00	0.00	0.00	0.00	458.00	0.00	458.00
01 1300 232 003	SUMM SCHOOL - RETIREMENT AIDES PC	0.00	0.00	0.00	0.00	0.00	0.00	0.00
01 1300 232 004	SUMM SCHOOL - RETIREMENT AIDES HE	0.00	0.00	0.00	0.00	0.00	0.00	0.00
01 1300 232 005	SUMM SCHOOL - RETIREMENT AIDES BMS	0.00	0.00	0.00	0.00	0.00	0.00	0.00
01 1300 232 006	SUMM SCHOOL - RETIREMENT AIDES AP	0.00	0.00	0.00	0.00	0.00	0.00	0.00
01 1300 232 007	SUMM SCHOOL - RETIREMENT AIDES SE	472.00	0.00	0.00	0.00	472.00	0.00	472.00
01 1300 232 008	SUMM SCHOOL - RETIREMENT AIDES BSMS	0.00	0.00	0.00	0.00	0.00	0.00	0.00
01 1300 237 001	SUMM SCHOOL - INCR RET CONTR BHS	129.00	0.00	0.00	0.00	129.00	0.00	129.00
01 1300 237 002	SUMM SCHOOL - INCR RET CONTR BE	285.00	0.00	0.73	0.26	284.27	0.00	284.27
01 1300 237 003	SUMM SCHOOL - INCR RET CONTR PC	0.00	0.00	0.00	0.00	0.00	0.00	0.00
01 1300 237 004	SUMM SCHOOL - INCR RET CONTR HE	0.00	7.36	7.36	0.00	(7.36)	0.00	(7.36)
01 1300 237 005	SUMM SCHOOL - INCR RET CONTR BMS	146.00	3.92	4.95	3.39	141.05	0.00	141.05
01 1300 237 006	SUMM SCHOOL - INCR RET CONTR AP	0.00	0.00	0.00	0.00	0.00	0.00	0.00
01 1300 237 007	SUMM SCHOOL - INCR RET CONTR SE	360.00	0.00	0.00	0.00	360.00	0.00	360.00
01 1300 237 008	SUMM SCHOOL - INCR RET CONTR BSMS	0.00	0.00	0.00	0.00	0.00	0.00	0.00
01 1300 580 001	SUMM SCHOOL - TRAVEL & MILEAGE BHS	0.00	0.00	0.00	0.00	0.00	0.00	0.00
01 1300 610 001	SUMM SCHOOL - SUPPLIES BHS	0.00	0.00	0.00	0.00	0.00	0.00	0.00
01 1300 610 002	SUMM SCHOOL - SUPPLIES BE	429.00	0.00	0.00	0.00	429.00	0.00	429.00
01 1300 610 003	SUMM SCHOOL - SUPPLIES PC	2,616.00	0.00	0.00	0.00	2,616.00	0.00	2,616.00
01 1300 610 004	SUMM SCHOOL - SUPPLIES HE	121.00	0.00	0.00	38.41	121.00	46.48	74.52
01 1300 610 005	SUMM SCHOOL - SUPPLIES BMS	0.00	0.00	0.00	0.00	0.00	0.00	0.00
01 1300 610 006	SUMM SCHOOL - SUPPLIES AP	0.00	0.00	0.00	0.00	0.00	0.00	0.00
01 1300 610 007	SUMM SCHOOL - SUPPLIES SE	678.00	0.00	0.00	0.00	678.00	0.00	678.00
01 1300 610 008	SUMM SCHOOL - SUPPLIES BSMS	1,603.00	0.00	0.00	29.76	1,603.00	477.00	1,126.00
01 1300 640 001	SUMM SCHOOL - BOOKS & PER BHS	0.00	0.00	0.00	0.00	0.00	0.00	0.00
01 1300 640 002	SUMM SCHOOL - BOOKS & PER BE	0.00	0.00	0.00	0.00	0.00	0.00	0.00
01 1300 640 003	SUMM SCHOOL - BOOKS & PER PC	0.00	0.00	0.00	0.00	0.00	0.00	0.00
01 1300 640 004	SUMM SCHOOL - BOOKS & PER HE	0.00	0.00	0.00	0.00	0.00	0.00	0.00
01 1300 640 005	SUMM SCHOOL - BOOKS & PER BMS	0.00	0.00	0.00	0.00	0.00	0.00	0.00
01 1300 640 006	SUMM SCHOOL - BOOKS & PER AP	0.00	0.00	0.00	0.00	0.00	0.00	0.00
01 1300 640 007	SUMM SCHOOL - BOOKS & PER SE	0.00	0.00	0.00	0.00	0.00	0.00	0.00
01 1300 640 008	SUMM SCHOOL - BOOKS & PER BSMS	0.00	0.00	0.00	0.00	0.00	0.00	0.00
01 1300 810 001	SUMM SCHOOL - DUES & FEES BHS	0.00	0.00	0.00	0.00	0.00	0.00	0.00
01 1300 810 002	SUMM SCHOOL - DUES & FEES BE	0.00	0.00	0.00	0.00	0.00	0.00	0.00
01 1300 810 003	SUMM SCHOOL - DUES & FEES PC	0.00	0.00	0.00	0.00	0.00	0.00	0.00
01 1300 810 004	SUMM SCHOOL - DUES & FEES HE	0.00	0.00	0.00	0.00	0.00	0.00	0.00
01 1300 810 005	SUMM SCHOOL - DUES & FEES BMS	0.00	0.00	0.00	0.00	0.00	0.00	0.00
01 1300 810 006	SUMM SCHOOL - DUES & FEES AP	0.00	0.00	0.00	0.00	0.00	0.00	0.00
01 1300 810 007	SUMM SCHOOL - DUES & FEES SE	0.00	0.00	0.00	0.00	0.00	0.00	0.00
01 1300 810 008	SUMM SCHOOL - DUES & FEES BSMS	0.00	0.00	0.00	0.00	0.00	0.00	0.00
1300	SUMMER SCHOOL	171,894.00	1,787.14	2,066.08	1.51	169,827.92	523.48	169,304.44
2120	GUIDANCE SERVICES							
01 2120 110 001	GUIDANCE - SALARIES NON-INSTR BHS	37,109.00	3,509.04	25,616.02	69.03	11,492.98	0.00	11,492.98

05/08/2026 01:02 PM

User ID: MDT

Account Number	Account Description	Revised Budget	Expended During Month	Expenditures to Date	% of Budget	Balance at EOM	P/ O Outstanding	Unencumbered Balance
01 2120 110 005	GUIDANCE - SALARIES NON-INSTR BMS	0.00	0.00	0.00	0.00	0.00	0.00	0.00
01 2120 111 001	GUIDANCE - SALARIES TEACHERS BHS	242,896.00	21,679.89	173,439.12	71.40	69,456.88	0.00	69,456.88
01 2120 111 002	GUIDANCE - SALARIES TEACHERS BE	62,939.00	6,202.74	49,621.92	78.84	13,317.08	0.00	13,317.08
01 2120 111 003	GUIDANCE - SALARIES TEACHERS PC	117,831.00	9,835.28	78,682.24	66.78	39,148.76	0.00	39,148.76
01 2120 111 004	GUIDANCE - SALARIES TEACHERS HE	62,583.00	6,031.39	48,251.12	77.10	14,331.88	0.00	14,331.88
01 2120 111 005	GUIDANCE - SALARIES TEACHERS BMS	82,174.00	7,527.70	60,221.60	73.29	21,952.40	0.00	21,952.40
01 2120 111 006	GUIDANCE - SALARIES TEACHERS AP	52,294.00	4,523.54	36,188.32	69.20	16,105.68	0.00	16,105.68
01 2120 111 007	GUIDANCE - SALARIES TEACHERS SE	62,076.00	5,208.93	41,671.44	67.13	20,404.56	0.00	20,404.56
01 2120 111 008	GUIDANCE - SALARIES TEACHERS BSMS	163,917.00	14,616.89	115,834.45	70.67	48,082.55	0.00	48,082.55
01 2120 130 001	GUIDANCE - OT SALARIES NON-INSTR BHS	197.00	72.95	89.92	45.64	107.08	0.00	107.08
01 2120 130 005	GUIDANCE - OT SALARIES NON-INSTR BMS	0.00	0.00	0.00	0.00	0.00	0.00	0.00
01 2120 150 001	GUIDANCE - ADD'L COMP NON-INSTR BHS	0.00	7.56	60.48	0.00	(60.48)	0.00	(60.48)
01 2120 150 005	GUIDANCE - ADD'L COMP NON-INSTR BMS	0.00	0.00	0.00	0.00	0.00	0.00	0.00
01 2120 151 001	GUIDANCE - ADD'L COMP TEACHERS BHS	541.00	48.97	391.76	72.41	149.24	0.00	149.24
01 2120 151 002	GUIDANCE - ADD'L COMP TEACHERS BE	160.00	13.65	137.52	85.95	22.48	0.00	22.48
01 2120 151 003	GUIDANCE - ADD'L COMP TEACHERS PC	512.00	15.76	448.10	87.52	63.90	0.00	63.90
01 2120 151 004	GUIDANCE - ADD'L COMP TEACHERS HE	160.00	13.27	134.48	84.05	25.52	0.00	25.52
01 2120 151 005	GUIDANCE - ADD'L COMP TEACHERS BMS	199.00	16.56	132.48	66.57	66.52	0.00	66.52
01 2120 151 006	GUIDANCE - ADD'L COMP TEACHERS AP	116.00	9.95	107.92	93.03	8.08	0.00	8.08
01 2120 151 007	GUIDANCE - ADD'L COMP TEACHERS SE	291.00	11.46	91.68	31.51	199.32	0.00	199.32
01 2120 151 008	GUIDANCE - ADD'L COMP TEACHERS BSMS	398.00	33.12	264.96	66.57	133.04	0.00	133.04
01 2120 152 001	GUIDANCE - ADD'L COMP AIDES BHS	0.00	0.00	0.00	0.00	0.00	0.00	0.00
01 2120 152 005	GUIDANCE - ADD'L COMP AIDES BMS	0.00	0.00	0.00	0.00	0.00	0.00	0.00
01 2120 210 001	GUIDANCE - GROUP INS NON-INSTR BHS	12,195.00	912.97	7,303.76	59.89	4,891.24	0.00	4,891.24
01 2120 210 005	GUIDANCE - GROUP INS NON-INSTR BMS	0.00	0.00	0.00	0.00	0.00	0.00	0.00
01 2120 211 001	GUIDANCE - GROUP INS TEACHERS BHS	47,850.00	2,523.51	20,188.08	42.19	27,661.92	0.00	27,661.92
01 2120 211 002	GUIDANCE - GROUP INS TEACHERS BE	25,896.00	2,456.90	19,655.20	75.90	6,240.80	0.00	6,240.80
01 2120 211 003	GUIDANCE - GROUP INS TEACHERS PC	30,137.00	2,458.49	19,667.92	65.26	10,469.08	0.00	10,469.08
01 2120 211 004	GUIDANCE - GROUP INS TEACHERS HE	25,896.00	2,456.90	19,655.20	75.90	6,240.80	0.00	6,240.80
01 2120 211 005	GUIDANCE - GROUP INS TEACHERS BMS	27,244.00	2,456.90	19,655.20	72.15	7,588.80	0.00	7,588.80
01 2120 211 006	GUIDANCE - GROUP INS TEACHERS AP	11,057.00	912.97	7,303.76	66.06	3,753.24	0.00	3,753.24
01 2120 211 007	GUIDANCE - GROUP INS TEACHERS SE	11,353.00	912.97	7,303.76	64.33	4,049.24	0.00	4,049.24
01 2120 211 008	GUIDANCE - GROUP INS TEACHERS BSMS	22,009.00	3,480.35	27,842.80	126.51	(5,833.80)	0.00	(5,833.80)
01 2120 220 001	GUIDANCE - SOC SEC NON-INSTR BHS	2,915.00	310.45	2,257.93	77.46	657.07	0.00	657.07
01 2120 220 005	GUIDANCE - SOC SEC NON-INSTR BMS	0.00	0.00	0.00	0.00	0.00	0.00	0.00
01 2120 221 001	GUIDANCE - SOC SEC TEACHERS BHS	19,039.00	1,674.99	13,399.87	70.38	5,639.13	0.00	5,639.13
01 2120 221 002	GUIDANCE - SOC SEC TEACHERS BE	4,848.00	437.69	3,503.64	72.27	1,344.36	0.00	1,344.36
01 2120 221 003	GUIDANCE - SOC SEC TEACHERS PC	9,376.00	757.55	6,085.02	64.90	3,290.98	0.00	3,290.98
01 2120 221 004	GUIDANCE - SOC SEC TEACHERS HE	4,886.00	452.27	3,620.35	74.10	1,265.65	0.00	1,265.65
01 2120 221 005	GUIDANCE - SOC SEC TEACHERS BMS	6,350.00	568.44	4,547.52	71.61	1,802.48	0.00	1,802.48
01 2120 221 006	GUIDANCE - SOC SEC TEACHERS AP	4,093.00	346.32	2,772.73	67.74	1,320.27	0.00	1,320.27
01 2120 221 007	GUIDANCE - SOC SEC TEACHERS SE	4,873.00	394.40	3,155.21	64.75	1,717.79	0.00	1,717.79
01 2120 221 008	GUIDANCE - SOC SEC TEACHERS BSMS	13,222.00	1,110.43	8,799.23	66.55	4,422.77	0.00	4,422.77
01 2120 230 001	GUIDANCE - RETIREMENT NON-INSTR BHS	2,310.00	263.28	1,889.39	81.79	420.61	0.00	420.61
01 2120 230 005	GUIDANCE - RETIREMENT NON-INSTR BMS	0.00	0.00	0.00	0.00	0.00	0.00	0.00
01 2120 231 001	GUIDANCE - RETIREMENT TEACHERS BHS	15,052.00	1,593.48	12,747.81	84.69	2,304.19	0.00	2,304.19
01 2120 231 002	GUIDANCE - RETIREMENT TEACHERS BE	3,899.00	455.90	3,649.28	93.60	249.72	0.00	249.72
01 2120 231 003	GUIDANCE - RETIREMENT TEACHERS PC	7,321.00	722.89	5,806.77	79.32	1,514.23	0.00	1,514.23
01 2120 231 004	GUIDANCE - RETIREMENT TEACHERS HE	3,877.00	443.31	3,548.56	91.53	328.44	0.00	328.44
01 2120 231 005	GUIDANCE - RETIREMENT TEACHERS BMS	5,093.00	553.29	4,426.32	86.91	666.68	0.00	666.68
01 2120 231 006	GUIDANCE - RETIREMENT TEACHERS AP	3,240.00	332.48	2,661.91	82.16	578.09	0.00	578.09
01 2120 231 007	GUIDANCE - RETIREMENT TEACHERS SE	3,846.00	382.86	3,062.87	79.64	783.13	0.00	783.13
01 2120 231 008	GUIDANCE - RETIREMENT TEACHERS BSMS	10,154.00	1,074.35	8,513.89	83.85	1,640.11	0.00	1,640.11
01 2120 237 001	GUIDANCE - INCR RET CONTR BHS	5,204.00	184.42	1,453.80	27.94	3,750.20	0.00	3,750.20
01 2120 237 002	GUIDANCE - INCR RET CONTR BE	1,186.00	45.28	362.45	30.56	823.55	0.00	823.55

05/08/2026 01:02 PM

User ID: MDT

Account Number	Account Description	Revised Budget	Expended During Month	Expenditures to Date	% of Budget	Balance at EOM	P/ O Outstanding	Unencumbered Balance
01 2120 237 003	GUIDANCE - INCR RET CONTR PC	2,220.00	71.79	576.74	25.98	1,643.26	0.00	1,643.26
01 2120 237 004	GUIDANCE - INCR RET CONTR HE	1,179.00	44.03	352.44	29.89	826.56	0.00	826.56
01 2120 237 005	GUIDANCE - INCR RET CONTR BMS	1,541.00	54.96	439.68	28.53	1,101.32	0.00	1,101.32
01 2120 237 006	GUIDANCE - INCR RET CONTR AP	981.00	33.02	264.36	26.95	716.64	0.00	716.64
01 2120 237 007	GUIDANCE - INCR RET CONTR SE	1,165.00	38.03	304.20	26.11	860.80	0.00	860.80
01 2120 237 008	GUIDANCE - INCR RET CONTR BSMS	3,047.00	106.72	845.70	27.76	2,201.30	0.00	2,201.30
01 2120 280 001	GUIDANCE - HEALTH BEN NON-INSTR BHS	0.00	475.00	3,800.00	0.00	(3,800.00)	0.00	(3,800.00)
01 2120 280 005	GUIDANCE - HEALTH BEN NON-INSTR BMS	0.00	0.00	0.00	0.00	0.00	0.00	0.00
01 2120 281 001	GUIDANCE - HEALTH BEN TEACHERS BHS	4,700.00	412.59	3,300.72	70.23	1,399.28	0.00	1,399.28
01 2120 281 002	GUIDANCE - HEALTH BEN TEACHERS BE	0.00	0.00	0.00	0.00	0.00	0.00	0.00
01 2120 281 003	GUIDANCE - HEALTH BEN TEACHERS PC	3,115.00	248.26	1,986.08	63.76	1,128.92	0.00	1,128.92
01 2120 281 004	GUIDANCE - HEALTH BEN TEACHERS HE	0.00	0.00	0.00	0.00	0.00	0.00	0.00
01 2120 281 005	GUIDANCE - HEALTH BEN TEACHERS BMS	0.00	0.00	0.00	0.00	0.00	0.00	0.00
01 2120 281 006	GUIDANCE - HEALTH BEN TEACHERS AP	0.00	0.00	0.00	0.00	0.00	0.00	0.00
01 2120 281 007	GUIDANCE - HEALTH BEN TEACHERS SE	0.00	0.00	0.00	0.00	0.00	0.00	0.00
01 2120 281 008	GUIDANCE - HEALTH BEN TEACHERS BSMS	5,222.00	0.00	0.00	0.00	5,222.00	0.00	5,222.00
01 2120 320 001	GUIDANCE - PROF ED SERVICES BHS	0.00	1,400.00	11,795.00	0.00	(11,795.00)	0.00	(11,795.00)
01 2120 320 002	GUIDANCE - PROF ED SERVICES BE	0.00	390.00	2,310.00	0.00	(2,310.00)	0.00	(2,310.00)
01 2120 320 003	GUIDANCE - PROF ED SERVICES PC	0.00	450.00	3,360.00	0.00	(3,360.00)	0.00	(3,360.00)
01 2120 320 004	GUIDANCE - PROF ED SERVICES HE	0.00	600.00	3,960.00	0.00	(3,960.00)	0.00	(3,960.00)
01 2120 320 005	GUIDANCE - PROF ED SERVICES BMS	0.00	1,085.00	6,335.00	0.00	(6,335.00)	0.00	(6,335.00)
01 2120 320 006	GUIDANCE - PROF ED SERVICES AP	0.00	980.00	7,210.00	0.00	(7,210.00)	0.00	(7,210.00)
01 2120 320 007	GUIDANCE - PROF ED SERVICES SE	0.00	770.00	7,245.00	0.00	(7,245.00)	0.00	(7,245.00)
01 2120 320 008	GUIDANCE - PROF ED SERVICES BSMS	0.00	315.00	2,607.50	0.00	(2,607.50)	0.00	(2,607.50)
01 2120 580 001	GUIDANCE - TRAVEL & MILEAGE BHS	333.00	0.00	0.00	0.00	333.00	0.00	333.00
01 2120 580 002	GUIDANCE - TRAVEL & MILEAGE BE	307.00	0.00	67.20	21.89	239.80	0.00	239.80
01 2120 580 003	GUIDANCE - TRAVEL & MILEAGE PC	0.00	0.00	0.00	0.00	0.00	0.00	0.00
01 2120 580 004	GUIDANCE - TRAVEL & MILEAGE HE	0.00	0.00	0.00	0.00	0.00	0.00	0.00
01 2120 580 005	GUIDANCE - TRAVEL & MILEAGE BMS	0.00	0.00	0.00	0.00	0.00	0.00	0.00
01 2120 580 006	GUIDANCE - TRAVEL & MILEAGE AP	0.00	0.00	0.00	0.00	0.00	0.00	0.00
01 2120 580 007	GUIDANCE - TRAVEL & MILEAGE SE	0.00	0.00	0.00	0.00	0.00	0.00	0.00
01 2120 580 008	GUIDANCE - TRAVEL & MILEAGE BSMS	0.00	0.00	0.00	0.00	0.00	0.00	0.00
01 2120 590 001	GUIDANCE - PURCHASED SERVICES BHS	23,392.00	467.04	1,396.12	5.97	21,995.88	0.00	21,995.88
01 2120 590 002	GUIDANCE - PURCHASED SERVICES BE	15,058.00	467.04	1,396.12	9.27	13,661.88	0.00	13,661.88
01 2120 590 003	GUIDANCE - PURCHASED SERVICES PC	16,253.00	467.03	1,396.10	8.59	14,856.90	0.00	14,856.90
01 2120 590 004	GUIDANCE - PURCHASED SERVICES HE	15,681.00	467.03	1,396.10	8.90	14,284.90	0.00	14,284.90
01 2120 590 005	GUIDANCE - PURCHASED SERVICES BMS	16,721.00	467.03	1,396.10	8.35	15,324.90	0.00	15,324.90
01 2120 590 006	GUIDANCE - PURCHASED SERVICES AP	18,274.00	467.03	1,396.10	7.64	16,877.90	0.00	16,877.90
01 2120 590 007	GUIDANCE - PURCHASED SERVICES SE	18,566.00	467.03	1,396.09	7.52	17,169.91	0.00	17,169.91
01 2120 590 008	GUIDANCE - PURCHASED SERVICES BSMS	12,599.00	467.03	1,396.09	11.08	11,202.91	0.00	11,202.91
01 2120 610 001	GUIDANCE - SUPPLIES BHS	319.00	36.72	143.16	44.88	175.84	0.00	175.84
01 2120 610 001 611	GUIDANCE - TESTING SUPPLIES SUPPLIES BHS	15,568.00	75.98	75.98	0.49	15,492.02	0.00	15,492.02
01 2120 610 002	GUIDANCE - SUPPLIES BE	3,472.00	1,796.56	2,619.75	75.83	852.25	12.90	839.35
01 2120 610 002 611	GUIDANCE - TESTING SUPPLIES BE	0.00	0.00	0.00	0.00	0.00	0.00	0.00
01 2120 610 003	GUIDANCE - SUPPLIES PC	433.00	755.03	1,034.32	238.87	(601.32)	0.00	(601.32)
01 2120 610 003 611	GUIDANCE - TESTING SUPPLIES PC	594.00	8.31	8.31	2.91	585.69	8.99	576.70
01 2120 610 004	GUIDANCE - SUPPLIES HE	3,149.00	521.54	1,024.06	32.52	2,124.94	0.00	2,124.94
01 2120 610 004 611	GUIDANCE - TESTING SUPPLIES HE	0.00	0.00	0.00	0.00	0.00	0.00	0.00
01 2120 610 005	GUIDANCE - SUPPLIES BMS	3,285.00	79.92	3,054.09	94.26	230.91	42.44	188.47
01 2120 610 005 611	GUIDANCE - TESTING SUPPLIES BMS	0.00	0.00	0.00	0.00	0.00	0.00	0.00
01 2120 610 006	GUIDANCE - SUPPLIES AP	2,027.00	267.73	465.93	24.44	1,561.07	29.46	1,531.61
01 2120 610 006 611	GUIDANCE - TESTING SUPPLIES AP	0.00	0.00	0.00	0.00	0.00	0.00	0.00
01 2120 610 007	GUIDANCE - SUPPLIES SE	1,792.00	1,215.98	1,871.82	106.96	(79.82)	44.98	(124.80)
01 2120 610 007 611	GUIDANCE - TESTING SUPPLIES SE	0.00	0.00	0.00	0.00	0.00	0.00	0.00
01 2120 610 008	GUIDANCE - SUPPLIES BSMS	8,647.00	241.99	5,579.26	64.52	3,067.74	0.00	3,067.74

05/08/2026 01:02 PM

User ID: MDT

Account Number	Account Description	Revised Budget	Expended During Month	Expenditures to Date	% of Budget	Balance at EOM	P/ O Outstanding	Unencumbered Balance
01 2120 610 008 611	GUIDANCE - TESTING SUPPLIES BSMS	0.00	0.00	0.00	0.00	0.00	0.00	0.00
01 2120 733 001	GUIDANCE - FURN & EQUIP BHS	0.00	0.00	0.00	0.00	0.00	0.00	0.00
01 2120 733 002	GUIDANCE - FURN & EQUIP BE	0.00	0.00	0.00	0.00	0.00	0.00	0.00
01 2120 733 003	GUIDANCE - FURN & EQUIP PC	0.00	0.00	0.00	0.00	0.00	0.00	0.00
01 2120 733 004	GUIDANCE - FURN & EQUIP HE	175.00	0.00	523.25	299.00	(348.25)	0.00	(348.25)
01 2120 733 005	GUIDANCE - FURN & EQUIP BMS	0.00	0.00	0.00	0.00	0.00	0.00	0.00
01 2120 733 006	GUIDANCE - FURN & EQUIP AP	0.00	0.00	0.00	0.00	0.00	0.00	0.00
01 2120 733 007	GUIDANCE - FURN & EQUIP SE	0.00	0.00	0.00	0.00	0.00	0.00	0.00
01 2120 733 008	GUIDANCE - FURN & EQUIP BSMS	120.00	0.00	0.00	0.00	120.00	0.00	120.00
01 2120 734 001	GUIDANCE - HARDWARE BHS	0.00	0.00	0.00	0.00	0.00	0.00	0.00
01 2120 734 005	GUIDANCE - HARDWARE BMS	0.00	0.00	0.00	0.00	0.00	0.00	0.00
01 2120 810 001	GUIDANCE - DUES & FEES HS	4,437.00	0.00	10,569.10	238.65	(6,132.10)	20.00	(6,152.10)
01 2120 810 002	GUIDANCE - DUES & FEES BE	477.00	0.00	2,805.00	588.05	(2,328.00)	0.00	(2,328.00)
01 2120 810 003	GUIDANCE - DUES & FEES PC	291.00	0.00	3,096.00	1,063.92	(2,805.00)	0.00	(2,805.00)
01 2120 810 004	GUIDANCE - DUES & FEES HE	227.00	0.00	2,676.00	1,178.85	(2,449.00)	0.00	(2,449.00)
01 2120 810 005	GUIDANCE - DUES & FEES BMS	0.00	0.00	2,676.00	0.00	(2,676.00)	0.00	(2,676.00)
01 2120 810 006	GUIDANCE - DUES & FEES AP	179.00	0.00	2,886.00	1,612.29	(2,707.00)	0.00	(2,707.00)
01 2120 810 007	GUIDANCE - DUES & FEES SE	538.00	0.00	3,015.00	560.41	(2,477.00)	0.00	(2,477.00)
01 2120 810 008	GUIDANCE - DUES & FEES BSMS	0.00	0.00	2,676.00	0.00	(2,676.00)	0.00	(2,676.00)
01 2120 890 005	GUIDANCE - OTHER MISC BMS	506.00	0.00	0.00	0.00	506.00	0.00	506.00
01 2120 890 008	GUIDANCE - OTHER MISC BSMS	0.00	0.00	0.00	0.00	0.00	0.00	0.00
2120	GUIDANCE SERVICES	1,437,404.00	126,265.11	990,953.23	68.95	446,450.77	158.77	446,292.00
2130	HEALTH SERVICES							
01 2130 110 002	HEALTH SERV - SALARIES NON-INSTR BE	22,616.00	2,395.67	17,333.69	76.64	5,282.31	0.00	5,282.31
01 2130 110 003	HEALTH SERV - SALARIES NON-INSTR PC	0.00	0.00	0.00	0.00	0.00	0.00	0.00
01 2130 110 004	HEALTH SERV - SALARIES NON-INSTR HE	23,072.00	2,241.54	16,331.15	70.78	6,740.85	0.00	6,740.85
01 2130 110 006	HEALTH SERV - SALARIES NON-INSTR AP	507.00	1,111.04	14,586.41	2,877.00	(14,079.41)	0.00	(14,079.41)
01 2130 110 007	HEALTH SERV - SALARIES NON-INSTR SE	24,269.00	2,441.15	19,275.93	79.43	4,993.07	0.00	4,993.07
01 2130 130 003	HEALTH SERV - OT SALARIES NON-INSTR PC	0.00	0.00	0.00	0.00	0.00	0.00	0.00
01 2130 130 006	HEALTH SERV - OT SALARIES NON-INSTR AP	0.00	0.00	0.00	0.00	0.00	0.00	0.00
01 2130 130 007	HEALTH SERV - OT SALARIES NON-INSTR SE	0.00	0.00	84.69	0.00	(84.69)	0.00	(84.69)
01 2130 150 002	HEALTH SERV - ADD'L COMP NON-INSTR BE	0.00	4.61	36.88	0.00	(36.88)	0.00	(36.88)
01 2130 150 003	HEALTH SERV - ADD'L COMP NON-INSTR PC	0.00	0.00	0.00	0.00	0.00	0.00	0.00
01 2130 150 004	HEALTH SERV - ADD'L COMP NON-INSTR HE	0.00	4.80	38.40	0.00	(38.40)	0.00	(38.40)
01 2130 150 006	HEALTH SERV - ADD'L COMP NON-INSTR AP	0.00	4.54	55.04	0.00	(55.04)	0.00	(55.04)
01 2130 150 007	HEALTH SERV - ADD'L COMP NON-INSTR SE	0.00	4.67	55.82	0.00	(55.82)	0.00	(55.82)
01 2130 210 002	HEALTH SERV - GROUP INS NON-INSTR BE	0.00	2.10	16.80	0.00	(16.80)	0.00	(16.80)
01 2130 210 003	HEALTH SERV - GROUP INS NON-INSTR PC	0.00	0.00	0.00	0.00	0.00	0.00	0.00
01 2130 210 004	HEALTH SERV - GROUP INS NON-INSTR HE	0.00	2.10	16.80	0.00	(16.80)	0.00	(16.80)
01 2130 210 006	HEALTH SERV - GROUP INS NON-INSTR AP	0.00	0.05	14.75	0.00	(14.75)	0.00	(14.75)
01 2130 210 007	HEALTH SERV - GROUP INS NON-INSTR SE	0.00	2.05	16.75	0.00	(16.75)	0.00	(16.75)
01 2130 220 002	HEALTH SERV - SOC SEC NON-INSTR BE	1,772.00	183.62	1,328.85	74.99	443.15	0.00	443.15
01 2130 220 003	HEALTH SERV - SOC SEC NON-INSTR PC	0.00	0.00	0.00	0.00	0.00	0.00	0.00
01 2130 220 004	HEALTH SERV - SOC SEC NON-INSTR HE	1,808.00	171.84	1,252.29	69.26	555.71	0.00	555.71
01 2130 220 006	HEALTH SERV - SOC SEC NON-INSTR AP	0.00	85.34	1,120.08	0.00	(1,120.08)	0.00	(1,120.08)
01 2130 220 007	HEALTH SERV - SOC SEC NON-INSTR SE	1,902.00	187.10	1,485.33	78.09	416.67	0.00	416.67
01 2130 230 002	HEALTH SERV - RETIREMENT NON-INSTR BE	1,401.00	176.08	1,274.02	90.94	126.98	0.00	126.98
01 2130 230 003	HEALTH SERV - RETIREMENT NON-INSTR PC	0.00	0.00	0.00	0.00	0.00	0.00	0.00
01 2130 230 004	HEALTH SERV - RETIREMENT NON-INSTR HE	1,429.00	164.75	1,200.34	84.00	228.66	0.00	228.66
01 2130 230 006	HEALTH SERV - RETIREMENT NON-INSTR AP	0.00	81.66	1,072.09	0.00	(1,072.09)	0.00	(1,072.09)
01 2130 230 007	HEALTH SERV - RETIREMENT NON-INSTR SE	1,507.00	179.42	1,424.36	94.52	82.64	0.00	82.64
01 2130 237 002	HEALTH SERV - INCR RET CONTR BE	480.00	17.49	126.53	26.36	353.47	0.00	353.47
01 2130 237 003	HEALTH SERV - INCR RET CONTR PC	0.00	0.00	0.00	0.00	0.00	0.00	0.00
01 2130 237 004	HEALTH SERV - INCR RET CONTR HE	484.00	16.36	119.22	24.63	364.78	0.00	364.78
01 2130 237 006	HEALTH SERV - INCR RET CONTR AP	0.00	8.11	106.50	0.00	(106.50)	0.00	(106.50)

05/08/2026 01:02 PM

User ID: MDT

Account Number	Account Description	Revised Budget	Expended During Month	Expenditures to Date	% of Budget	Balance at EOM	P/ O Outstanding	Unencumbered Balance
01 2141 735 004	PSYCH SERV - SOFTWARE HE	0.00	0.00	0.00	0.00	0.00	0.00	0.00
01 2141 735 005	PSYCH SERV - SOFTWARE BMS	0.00	0.00	0.00	0.00	0.00	0.00	0.00
01 2141 735 006	PSYCH SERV - SOFTWARE AP	0.00	0.00	0.00	0.00	0.00	0.00	0.00
01 2141 735 007	PSYCH SERV - SOFTWARE SE	0.00	0.00	0.00	0.00	0.00	0.00	0.00
01 2141 735 008	PSYCH SERV - SOFTWARE BSMS	0.00	0.00	0.00	0.00	0.00	0.00	0.00
01 2141 810 000	PSYCH SERV - DUES & FEES DIST	0.00	0.00	20.00	0.00	(20.00)	0.00	(20.00)
01 2141 810 001	PSYCH SERV - DUES & FEES BHS	0.00	0.00	0.00	0.00	0.00	0.00	0.00
01 2141 810 002	PSYCH SERV - DUES & FEES BE	0.00	0.00	0.00	0.00	0.00	0.00	0.00
01 2141 810 003	PSYCH SERV - DUES & FEES PC	0.00	0.00	0.00	0.00	0.00	0.00	0.00
01 2141 810 004	PSYCH SERV - DUES & FEES HE	0.00	0.00	0.00	0.00	0.00	0.00	0.00
01 2141 810 005	PSYCH SERV - DUES & FEES BMS	0.00	0.00	0.00	0.00	0.00	0.00	0.00
01 2141 810 006	PSYCH SERV - DUES & FEES AP	0.00	0.00	0.00	0.00	0.00	0.00	0.00
01 2141 810 007	PSYCH SERV - DUES & FEES SE	0.00	0.00	0.00	0.00	0.00	0.00	0.00
01 2141 810 008	PSYCH SERV - DUES & FEES BSMS	0.00	0.00	0.00	0.00	0.00	0.00	0.00
01 2141 890 000	PSYCH SERV - OTHER MISC DIST	0.00	0.00	0.00	0.00	0.00	0.00	0.00
01 2141 890 001	PSYCH SERV - OTHER MISC BHS	0.00	0.00	0.00	0.00	0.00	0.00	0.00
01 2141 890 002	PSYCH SERV - OTHER MISC BE	0.00	0.00	0.00	0.00	0.00	0.00	0.00
01 2141 890 003	PSYCH SERV - OTHER MISC PC	0.00	0.00	0.00	0.00	0.00	0.00	0.00
01 2141 890 004	PSYCH SERV - OTHER MISC HE	0.00	0.00	0.00	0.00	0.00	0.00	0.00
01 2141 890 005	PSYCH SERV - OTHER MISC BMS	0.00	0.00	0.00	0.00	0.00	0.00	0.00
01 2141 890 006	PSYCH SERV - OTHER MISC AP	0.00	0.00	0.00	0.00	0.00	0.00	0.00
01 2141 890 007	PSYCH SERV - OTHER MISC SE	0.00	0.00	0.00	0.00	0.00	0.00	0.00
01 2141 890 008	PSYCH SERV - OTHER MISC BSMS	0.00	0.00	0.00	0.00	0.00	0.00	0.00
2141	PSYCH SERV SPED SA	502,784.00	50,358.27	399,933.78	79.54	102,850.22	0.00	102,850.22
2151	SPEECH PATH SPED SCHOOL AGE							
01 2151 111 000	SPEECH SPED SA - SALARIES TEACHERS DIST	0.00	3,746.40	29,971.20	0.00	(29,971.20)	0.00	(29,971.20)
01 2151 111 001	SPEECH SPED SA - SALARIES TEACHERS BHS	38,698.00	2,943.13	23,545.04	60.84	15,152.96	0.00	15,152.96
01 2151 111 002	SPEECH SPED SA - SALARIES TEACHERS BE	77,395.00	5,886.27	47,090.16	60.84	30,304.84	0.00	30,304.84
01 2151 111 003	SPEECH SPED SA - SALARIES TEACHERS PC	95,842.00	7,577.35	60,618.80	63.25	35,223.20	0.00	35,223.20
01 2151 111 004	SPEECH SPED SA - SALARIES TEACHERS HE	0.00	4,943.17	28,144.33	0.00	(28,144.33)	0.00	(28,144.33)
01 2151 111 005	SPEECH SPED SA - SALARIES TEACHERS BMS	38,698.00	2,943.14	23,545.12	60.84	15,152.88	0.00	15,152.88
01 2151 111 006	SPEECH SPED SA - SALARIES TEACHERS AP	118,017.00	4,162.67	33,301.36	28.22	84,715.64	0.00	84,715.64
01 2151 111 007	SPEECH SPED SA - SALARIES TEACHERS SE	59,971.00	5,496.02	43,968.16	73.32	16,002.84	0.00	16,002.84
01 2151 111 008	SPEECH SPED SA - SALARIES TEACHERS BSMS	27,366.00	2,081.34	16,650.72	60.84	10,715.28	0.00	10,715.28
01 2151 151 001	SPEECH SPED SA - ADD'L COMP TEACHES BHS	357.00	22.73	181.84	50.94	175.16	0.00	175.16
01 2151 151 002	SPEECH SPED SA - ADD'L COMP TEACHES BE	927.00	45.47	363.76	39.24	563.24	0.00	563.24
01 2151 151 003	SPEECH SPED SA - ADD'L COMP TEACHES PC	196.00	26.13	209.04	106.65	(13.04)	0.00	(13.04)
01 2151 151 004	SPEECH SPED SA - ADD'L COMP TEACHES HE	0.00	15.45	123.60	0.00	(123.60)	0.00	(123.60)
01 2151 151 005	SPEECH SPED SA - ADD'L COMP TEACHES BMS	273.00	22.74	181.92	66.64	91.08	0.00	91.08
01 2151 151 006	SPEECH SPED SA - ADD'L COMP TEACHES AP	340.00	9.16	73.28	21.55	266.72	0.00	266.72
01 2151 151 007	SPEECH SPED SA - ADD'L COMP TEACHES SE	489.00	12.09	185.37	37.91	303.63	0.00	303.63
01 2151 151 008	SPEECH SPED SA - ADD'L COMP TEACHES BSMS	387.00	32.22	257.76	66.60	129.24	0.00	129.24
01 2151 211 000	GROUP INS TEACHERS/PROF DIST	0.00	1.89	15.12	0.00	(15.12)	0.00	(15.12)
01 2151 211 001	SPEECH SPED SA - GROUP INS TEACHERS BHS	16,407.00	1,228.44	9,827.52	59.90	6,579.48	0.00	6,579.48
01 2151 211 002	SPEECH SPED SA - GROUP INS TEACHERS BE	32,815.00	2,456.90	19,655.20	59.90	13,159.80	0.00	13,159.80
01 2151 211 003	SPEECH SPED SA - GROUP INS TEACHERS PC	27,924.00	2,090.61	16,724.88	59.89	11,199.12	0.00	11,199.12
01 2151 211 004	SPEECH SPED SA - GROUP INS TEACHERS HE	0.00	2,456.90	19,655.20	0.00	(19,655.20)	0.00	(19,655.20)
01 2151 211 005	SPEECH SPED SA - GROUP INS TEACHERS BMS	16,407.00	1,228.46	9,827.68	59.90	6,579.32	0.00	6,579.32
01 2151 211 006	SPEECH SPED SA - GROUP INS TEACHERS AP	57,474.00	1,846.22	14,769.76	25.70	42,704.24	0.00	42,704.24
01 2151 211 007	SPEECH SPED SA - GROUP INS TEACHERS SE	0.00	2.10	16.80	0.00	(16.80)	0.00	(16.80)
01 2151 211 008	SPEECH SPED SA - GROUP INS TEACHERS BSMS	6,097.00	456.49	3,651.92	59.90	2,445.08	0.00	2,445.08
01 2151 221 000	SOC SEC TEACHERS/PROF DIST	0.00	286.60	2,292.82	0.00	(2,292.82)	0.00	(2,292.82)
01 2151 221 001	SPEECH SPED SA - SOC SEC TEACHERS BHS	2,991.00	221.83	1,774.62	59.33	1,216.38	0.00	1,216.38
01 2151 221 002	SPEECH SPED SA - SOC SEC TEACHERS BE	6,007.00	444.14	3,553.14	59.15	2,453.86	0.00	2,453.86
01 2151 221 003	SPEECH SPED SA - SOC SEC TEACHERS PC	7,456.00	595.52	4,764.10	63.90	2,691.90	0.00	2,691.90

05/08/2026 01:02 PM

User ID: MDT

Account Number	Account Description	Revised Budget	Expended During Month	Expenditures to Date	% of Budget	Balance at EOM	P/ O Outstanding	Unencumbered Balance
01 2151 221 004	SPEECH SPED SA - SOC SEC TEACHERS HE	0.00	380.52	2,171.92	0.00	(2,171.92)	0.00	(2,171.92)
01 2151 221 005	SPEECH SPED SA - SOC SEC TEACHERS BMS	2,984.00	221.81	1,774.48	59.47	1,209.52	0.00	1,209.52
01 2151 221 006	SPEECH SPED SA - SOC SEC TEACHERS AP	8,976.00	313.40	2,507.19	27.93	6,468.81	0.00	6,468.81
01 2151 221 007	SPEECH SPED SA - SOC SEC TEACHERS SE	5,227.00	457.71	3,668.46	70.18	1,558.54	0.00	1,558.54
01 2151 221 008	SPEECH SPED SA - SOC SEC TEACHERS BSMS	2,170.00	161.44	1,291.52	59.52	878.48	0.00	878.48
01 2151 231 000	RETIREMENT TEACHERS/PROF DIST	0.00	275.36	2,202.88	0.00	(2,202.88)	0.00	(2,202.88)
01 2151 231 001	SPEECH SPED SA - RETIREMENT TEACHERS BHS	2,416.00	217.52	1,740.16	72.03	675.84	0.00	675.84
01 2151 231 002	SPEECH SPED SA - RETIREMENT TEACHERS BE	4,847.00	435.03	3,480.24	71.80	1,366.76	0.00	1,366.76
01 2151 231 003	SPEECH SPED SA - RETIREMENT TEACHERS PC	5,937.00	557.30	4,458.40	75.10	1,478.60	0.00	1,478.60
01 2151 231 004	SPEECH SPED SA - RETIREMENT TEACHERS HE	0.00	363.32	2,068.58	0.00	(2,068.58)	0.00	(2,068.58)
01 2151 231 005	SPEECH SPED SA - RETIREMENT TEACHERS BMS	2,410.00	217.51	1,740.09	72.20	669.91	0.00	669.91
01 2151 231 006	SPEECH SPED SA - RETIREMENT TEACHERS AP	7,318.00	305.96	2,447.68	33.45	4,870.32	0.00	4,870.32
01 2151 231 007	SPEECH SPED SA - RETIREMENT TEACHERS SE	3,738.00	403.96	3,238.19	86.63	499.81	0.00	499.81
01 2151 231 008	SPEECH SPED SA - RETIREMENT TEACHERS BSMS	1,718.00	155.01	1,240.08	72.18	477.92	0.00	477.92
01 2151 237 000	INCR RET CONTR DIST	0.00	27.35	218.80	0.00	(218.80)	0.00	(218.80)
01 2151 237 001	SPEECH SPED SA - INCR RET CONTR BHS	733.00	21.61	172.88	23.59	560.12	0.00	560.12
01 2151 237 002	SPEECH SPED SA - INCR RET CONTR BE	1,470.00	43.21	345.68	23.52	1,124.32	0.00	1,124.32
01 2151 237 003	SPEECH SPED SA - INCR RET CONTR PC	1,800.00	55.36	442.87	24.60	1,357.13	0.00	1,357.13
01 2151 237 004	SPEECH SPED SA - INCR RET CONTR HE	0.00	36.09	205.45	0.00	(205.45)	0.00	(205.45)
01 2151 237 005	SPEECH SPED SA - INCR RET CONTR BMS	731.00	21.60	172.81	23.64	558.19	0.00	558.19
01 2151 237 006	SPEECH SPED SA - INCR RET CONTR AP	2,219.00	30.39	243.08	10.95	1,975.92	0.00	1,975.92
01 2151 237 007	SPEECH SPED SA - INCR RET CONTR SE	1,134.00	40.12	321.61	28.36	812.39	0.00	812.39
01 2151 237 008	SPEECH SPED SA - INCR RET CONTR BSMS	521.00	15.40	123.20	23.65	397.80	0.00	397.80
01 2151 281 001	SPEECH SPED SA - HEALTH BEN TEACHERS BHS	0.00	0.00	0.00	0.00	0.00	0.00	0.00
01 2151 281 003	SPEECH SPED SA - HEALTH BEN TEACHERS PC	0.00	237.50	1,900.00	0.00	(1,900.00)	0.00	(1,900.00)
01 2151 281 004	SPEECH SPED SA - HEALTH BEN TEACHERS HE	0.00	237.50	1,900.00	0.00	(1,900.00)	0.00	(1,900.00)
01 2151 281 007	SPEECH SPED SA - HEALTH BEN TEACHERS SE	5,858.00	475.00	3,800.00	64.87	2,058.00	0.00	2,058.00
01 2151 281 008	SPEECH SPED SA - HLTH BEN TEACHERS BSMS	0.00	0.00	0.00	0.00	0.00	0.00	0.00
01 2151 320 000	PROFESSIONAL EDUCATIONAL SERVICES	0.00	0.00	0.00	0.00	0.00	0.00	0.00
01 2151 320 001	SPEECH SPED SA - PROF ED SERVICES BHS	0.00	0.00	0.00	0.00	0.00	0.00	0.00
01 2151 320 002	SPEECH SPED SA - PROF ED SERVICES BE	0.00	0.00	0.00	0.00	0.00	0.00	0.00
01 2151 320 003	SPEECH SPED SA - PROF ED SERVICES PC	0.00	0.00	0.00	0.00	0.00	0.00	0.00
01 2151 320 004	SPEECH SPED SA - PROF ED SERVICES HE	0.00	0.00	31,102.50	0.00	(31,102.50)	0.00	(31,102.50)
01 2151 320 005	SPEECH SPED SA - PROF ED SERVICES BMS	0.00	0.00	0.00	0.00	0.00	0.00	0.00
01 2151 320 006	SPEECH SPED SA - PROF ED SERVICES AP	34,668.00	0.00	0.00	0.00	34,668.00	0.00	34,668.00
01 2151 320 007	SPEECH SPED SA - PROF ED SERVICES SE	0.00	0.00	0.00	0.00	0.00	0.00	0.00
01 2151 320 008	SPEECH SPED SA - PROF ED SERVICES BSMS	0.00	0.00	0.00	0.00	0.00	0.00	0.00
01 2151 580 000	SPEECH SPED SA - TRAVEL & MILEAGE DIST	1,614.00	103.17	710.86	44.04	903.14	0.00	903.14
01 2151 580 001	SPEECH SPED SA - TRAVEL & MILEAGE BHS	0.00	0.00	0.00	0.00	0.00	0.00	0.00
01 2151 580 002	SPEECH SPED SA - TRAVEL & MILEAGE BE	0.00	0.00	0.00	0.00	0.00	0.00	0.00
01 2151 580 003	SPEECH SPED SA - TRAVEL & MILEAGE PC	0.00	0.00	0.00	0.00	0.00	0.00	0.00
01 2151 580 004	SPEECH SPED SA - TRAVEL & MILEAGE HE	0.00	0.00	0.00	0.00	0.00	0.00	0.00
01 2151 580 005	SPEECH SPED SA - TRAVEL & MILEAGE BMS	0.00	0.00	0.00	0.00	0.00	0.00	0.00
01 2151 580 006	SPEECH SPED SA - TRAVEL & MILEAGE AP	161.00	0.00	23.80	14.78	137.20	0.00	137.20
01 2151 580 007	SPEECH SPED SA - TRAVEL & MILEAGE SE	0.00	0.00	0.00	0.00	0.00	0.00	0.00
01 2151 580 008	SPEECH SPED SA - TRAVEL & MILEAGE BSMS	0.00	0.00	0.00	0.00	0.00	0.00	0.00
01 2151 590 001	SPEECH SPED SA - PURCHASED SERVICES BHS	51,671.00	0.00	30,046.77	58.15	21,624.23	0.00	21,624.23
01 2151 610 000	SPEECH SPED SA - SUPPLIES DIST	2,709.00	0.00	1,961.98	72.42	747.02	0.00	747.02
01 2151 610 001	SPEECH SPED SA - SUPPLIES BHS	0.00	0.00	0.00	0.00	0.00	0.00	0.00
01 2151 610 001 611	SPEECH SPED SA - TESTING SUPPLIES BHS	0.00	0.00	0.00	0.00	0.00	0.00	0.00
01 2151 610 002	SPEECH SPED SA - SUPPLIES BE	0.00	0.00	0.00	0.00	0.00	0.00	0.00
01 2151 610 002 611	SPEECH SPED SA - TESTING SUPPLIES BE	0.00	0.00	0.00	0.00	0.00	0.00	0.00
01 2151 610 003	SPEECH SPED SA - SUPPLIES PC	284.00	0.00	194.40	68.45	89.60	0.00	89.60
01 2151 610 003 611	SPEECH SPED SA - TESTING SUPPLIES PC	0.00	0.00	0.00	0.00	0.00	0.00	0.00
01 2151 610 004	SPEECH SPED SA - SUPPLIES HE	440.00	0.00	135.44	30.78	304.56	0.00	304.56

05/08/2026 01:02 PM

User ID: MDT

Account Number	Account Description	Revised Budget	Expended During Month	Expenditures to Date	% of Budget	Balance at EOM	P/ O Outstanding	Unencumbered Balance
01 2151 610 004 611	SPEECH SPED SA - TESTING SUPPLIES HE	0.00	0.00	0.00	0.00	0.00	0.00	0.00
01 2151 610 005	SPEECH SPED SA - SUPPLIES BMS	0.00	0.00	0.00	0.00	0.00	0.00	0.00
01 2151 610 005 611	SPEECH SPED SA - TESTING SUPPLIES BMS	0.00	0.00	0.00	0.00	0.00	0.00	0.00
01 2151 610 006	SPEECH SPED SA - SUPPLIES AP	233.00	0.00	0.00	0.00	233.00	0.00	233.00
01 2151 610 006 611	SPEECH SPED SA - TESTING SUPPLIES AP	0.00	0.00	0.00	0.00	0.00	0.00	0.00
01 2151 610 007	SPEECH SPED SA - SUPPLIES SE	0.00	0.00	32.98	0.00	(32.98)	0.00	(32.98)
01 2151 610 007 611	SPEECH SPED SA - TESTING SUPPLIES SE	0.00	0.00	0.00	0.00	0.00	0.00	0.00
01 2151 610 008	SPEECH SPED SA - SUPPLIES BSMS	0.00	0.00	0.00	0.00	0.00	0.00	0.00
01 2151 610 008 611	SPEECH SPED SA - TESTING SUPPLIES BSMS	0.00	0.00	0.00	0.00	0.00	0.00	0.00
01 2151 640 000	SPEECH SPED SA - BOOKS & PER DIST	0.00	0.00	0.00	0.00	0.00	0.00	0.00
01 2151 640 001	SPEECH SPED SA - BOOKS & PER BHS	0.00	0.00	0.00	0.00	0.00	0.00	0.00
01 2151 640 002	SPEECH SPED SA - BOOKS & PER BE	0.00	0.00	0.00	0.00	0.00	0.00	0.00
01 2151 640 003	SPEECH SPED SA - BOOKS & PER PC	0.00	0.00	0.00	0.00	0.00	0.00	0.00
01 2151 640 004	SPEECH SPED SA - BOOKS & PER HE	0.00	0.00	0.00	0.00	0.00	0.00	0.00
01 2151 640 005	SPEECH SPED SA - BOOKS & PER BMS	0.00	0.00	0.00	0.00	0.00	0.00	0.00
01 2151 640 006	SPEECH SPED SA - BOOKS & PER AP	0.00	0.00	0.00	0.00	0.00	0.00	0.00
01 2151 640 007	SPEECH SPED SA - BOOKS & PER SE	0.00	0.00	0.00	0.00	0.00	0.00	0.00
01 2151 640 008	SPEECH SPED SA - BOOKS & PER BSMS	0.00	0.00	0.00	0.00	0.00	0.00	0.00
01 2151 650 001	SPEECH SPED SA - SUPPLIES TECH-REL BHS	0.00	0.00	0.00	0.00	0.00	0.00	0.00
01 2151 650 002	SPEECH SPED SA - SUPPLIES TECH-REL BE	0.00	0.00	0.00	0.00	0.00	0.00	0.00
01 2151 650 003	SPEECH SPED SA - SUPPLIES TECH-REL PC	0.00	0.00	0.00	0.00	0.00	0.00	0.00
01 2151 650 004	SPEECH SPED SA - SUPPLIES TECH-REL HE	0.00	0.00	0.00	0.00	0.00	0.00	0.00
01 2151 650 005	SPEECH SPED SA - SUPPLIES TECH-REL BMS	0.00	0.00	0.00	0.00	0.00	0.00	0.00
01 2151 650 006	SPEECH SPED SA - SUPPLIES TECH-REL AP	0.00	0.00	0.00	0.00	0.00	0.00	0.00
01 2151 650 007	SPEECH SPED SA - SUPPLIES TECH-REL SE	0.00	0.00	0.00	0.00	0.00	0.00	0.00
01 2151 650 008	SPEECH SPED SA - SUPPLIES TECH-REL BSMS	0.00	0.00	0.00	0.00	0.00	0.00	0.00
01 2151 733 001	SPEECH SPED SA - FURN & EQUIP BHS	0.00	0.00	0.00	0.00	0.00	0.00	0.00
01 2151 733 002	SPEECH SPED SA - FURN & EQUIP BE	0.00	0.00	0.00	0.00	0.00	0.00	0.00
01 2151 733 003	SPEECH SPED SA - FURN & EQUIP PC	0.00	0.00	0.00	0.00	0.00	0.00	0.00
01 2151 733 004	SPEECH SPED SA - FURN & EQUIP HE	0.00	0.00	0.00	0.00	0.00	0.00	0.00
01 2151 733 005	SPEECH SPED SA - FURN & EQUIP BMS	0.00	0.00	0.00	0.00	0.00	0.00	0.00
01 2151 733 006	SPEECH SPED SA - FURN & EQUIP AP	0.00	0.00	0.00	0.00	0.00	0.00	0.00
01 2151 733 007	SPEECH SPED SA - FURN & EQUIP SE	0.00	0.00	0.00	0.00	0.00	0.00	0.00
01 2151 733 008	SPEECH SPED SA - FURN & EQUIP BSMS	0.00	0.00	0.00	0.00	0.00	0.00	0.00
01 2151 734 001	SPEECH SPED SA - HARDWARE BHS	0.00	0.00	0.00	0.00	0.00	0.00	0.00
01 2151 734 002	SPEECH SPED SA - HARDWARE BE	0.00	0.00	0.00	0.00	0.00	0.00	0.00
01 2151 734 003	SPEECH SPED SA - HARDWARE PC	0.00	0.00	0.00	0.00	0.00	0.00	0.00
01 2151 734 004	SPEECH SPED SA - HARDWARE HE	0.00	0.00	0.00	0.00	0.00	0.00	0.00
01 2151 734 005	SPEECH SPED SA - HARDWARE BMS	0.00	0.00	0.00	0.00	0.00	0.00	0.00
01 2151 734 006	SPEECH SPED SA - HARDWARE AP	0.00	0.00	0.00	0.00	0.00	0.00	0.00
01 2151 734 007	SPEECH SPED SA - HARDWARE SE	0.00	0.00	0.00	0.00	0.00	0.00	0.00
01 2151 734 008	SPEECH SPED SA - HARDWARE BSMS	0.00	0.00	0.00	0.00	0.00	0.00	0.00
01 2151 735 000	SPEECH SPED SA - SOFTWARE DIST	0.00	0.00	0.00	0.00	0.00	0.00	0.00
01 2151 735 001	SPEECH SPED SA - SOFTWARE BHS	0.00	0.00	0.00	0.00	0.00	0.00	0.00
01 2151 735 002	SPEECH SPED SA - SOFTWARE BE	0.00	0.00	0.00	0.00	0.00	0.00	0.00
01 2151 735 003	SPEECH SPED SA - SOFTWARE PC	0.00	0.00	0.00	0.00	0.00	0.00	0.00
01 2151 735 004	SPEECH SPED SA - SOFTWARE HE	0.00	0.00	0.00	0.00	0.00	0.00	0.00
01 2151 735 005	SPEECH SPED SA - SOFTWARE BMS	0.00	0.00	0.00	0.00	0.00	0.00	0.00
01 2151 735 006	SPEECH SPED SA - SOFTWARE AP	0.00	0.00	0.00	0.00	0.00	0.00	0.00
01 2151 735 007	SPEECH SPED SA - SOFTWARE SE	0.00	0.00	0.00	0.00	0.00	0.00	0.00
01 2151 735 008	SPEECH SPED SA - SOFTWARE BSMS	0.00	0.00	0.00	0.00	0.00	0.00	0.00
01 2151 810 000	SPEECH SPED SA - DUES & FEES DIST	158.00	0.00	0.00	75.95	158.00	120.00	38.00
01 2151 810 001	SPEECH SPED SA - DUES & FEES BHS	0.00	0.00	0.00	0.00	0.00	0.00	0.00
01 2151 810 002	SPEECH SPED SA - DUES & FEES BE	0.00	0.00	0.00	0.00	0.00	0.00	0.00
01 2151 810 003	SPEECH SPED SA - DUES & FEES PC	194.00	0.00	0.00	0.00	194.00	0.00	194.00

Account Number	Account Description	Revised Budget	Expended During Month	Expenditures to Date	% of Budget	Balance at EOM	P/ O Outstanding	Unencumbered Balance
2161	OCC THERAPY SPED SCHOOL AGE	109,715.00	10,953.75	83,145.00	75.78	26,570.00	0.00	26,570.00
2162	OCC THERAPY SPED AGE 3-5							
01 2162 320 000	OCC THERAPY SPED 3-5 - PROF ED SERVICES	118.00	1,621.50	17,112.00	14,501.69	(16,994.00)	0.00	(16,994.00)
01 2162 590 000	OCC THERAPY SPED 3-5 - PURCH SERVICES	0.00	0.00	0.00	0.00	0.00	0.00	0.00
2162	OCC THERAPY SPED AGE 3-5	118.00	1,621.50	17,112.00	14,501.69	(16,994.00)	0.00	(16,994.00)
2163	OCC THERAPY SPED AGE 0-2							
01 2163 320 000	OCC THERAPY SPED 0-2 - PROF ED SERVICES	8,018.00	3,898.50	21,424.50	267.21	(13,406.50)	0.00	(13,406.50)
01 2163 590 000	OCC THERAPY SPED 0-2 - PURCH SERVICES	0.00	0.00	0.00	0.00	0.00	0.00	0.00
2163	OCC THERAPY SPED AGE 0-2	8,018.00	3,898.50	21,424.50	267.21	(13,406.50)	0.00	(13,406.50)
2171	PHYSICAL THERAPY SPED SCHOOL AGE							
01 2171 320 000	PHYS THERAPY SPED SA - PROF ED SERVICES	52,715.00	5,278.50	35,034.75	66.46	17,680.25	0.00	17,680.25
01 2171 590 000	PHYS THERAPY SPED SA - PURCH SERVICES DIST	0.00	0.00	0.00	0.00	0.00	0.00	0.00
2171	PHYSICAL THERAPY SPED SCHOOL AGE	52,715.00	5,278.50	35,034.75	66.46	17,680.25	0.00	17,680.25
2172	PHYSICAL THERAPY SPED AGE 3-5							
01 2172 320 000	PHYS THERAPY SPED 3-5 - PROF ED SERVICES	6,721.00	1,569.75	12,609.75	187.62	(5,888.75)	0.00	(5,888.75)
01 2172 590 000	PHYS THERAPY SPED 3-5 - PURCH SERVICES	0.00	0.00	0.00	0.00	0.00	0.00	0.00
2172	PHYSICAL THERAPY SPED AGE 3-5	6,721.00	1,569.75	12,609.75	187.62	(5,888.75)	0.00	(5,888.75)
2173	PHYSICAL THERAPY SPED AGE 0-2							
01 2173 320 000	PHYS THERAPY SPED 0-2 - PROF ED SERVICES	7,546.00	2,984.25	24,132.75	319.81	(16,586.75)	0.00	(16,586.75)
01 2173 590 000	PHYS THERAPY SPED 0-2 - PURCH SERVICES	0.00	0.00	0.00	0.00	0.00	0.00	0.00
2173	PHYSICAL THERAPY SPED AGE 0-2	7,546.00	2,984.25	24,132.75	319.81	(16,586.75)	0.00	(16,586.75)
2181	VISION SERVICE SPED SCHOOL AGE							
01 2181 320 000	VIS IMP SERV SPED SA - PROF ED SERVICES	0.00	0.00	0.00	0.00	0.00	0.00	0.00
2181	VISION SERVICE SPED SCHOOL AGE	0.00	0.00	0.00	0.00	0.00	0.00	0.00
2182	VISION SERVICES SPED AGE 3-5							
01 2182 320 000	VIS IMP SERV SPED 3-5 - PROF ED SERVICES	0.00	0.00	0.00	0.00	0.00	0.00	0.00
01 2182 590 000	VIS IMP SERV SPED 3-5 - PURCH SERVICES	0.00	0.00	0.00	0.00	0.00	0.00	0.00
01 2182 591 000	VIS IMP SERV SPED 3-5 - PURCH SERV OTH DIST	0.00	0.00	0.00	0.00	0.00	0.00	0.00
2182	VISION SERVICES SPED AGE 3-5	0.00	0.00	0.00	0.00	0.00	0.00	0.00
2183	VISION SERVICES SPED AGE 0-2							
01 2183 320 000	VIS IMP SERV SPED 0-2 - PROF ED SERVICES	0.00	0.00	0.00	0.00	0.00	0.00	0.00
01 2183 590 000	VIS IMP SERV SPED 0-2 - PURCH SERVICES	5,065.00	0.00	0.00	0.00	5,065.00	0.00	5,065.00
01 2183 591 000	VIS IMP SERV SPED 0-2 - PURCH SERV OTH DIST	0.00	0.00	0.00	0.00	0.00	0.00	0.00
2183	VISION SERVICES SPED AGE 0-2	5,065.00	0.00	0.00	0.00	5,065.00	0.00	5,065.00
2210	IMPROVEMENT OF INSTRUCTION							
01 2210 111 000	IMPR OF INSTR - SALARIES PROF DIST	294,554.00	11,924.06	95,392.48	32.39	199,161.52	0.00	199,161.52
01 2210 151 000	IMPR OF INSTR - ADD'L COMP PROF DIST	1,632.00	26.23	209.84	12.86	1,422.16	0.00	1,422.16
01 2210 211 000	IMPR OF INSTR - GROUP INS PROF DIST	58,745.00	2,456.90	19,655.20	33.46	39,089.80	0.00	39,089.80
01 2210 221 000	IMPR OF INSTR - SOC SEC PROF DIST	22,433.00	892.75	7,142.00	31.84	15,291.00	0.00	15,291.00
01 2210 231 000	IMPR OF INSTR - RETIREMENT PROF DIST	18,247.00	876.42	7,011.36	38.42	11,235.64	0.00	11,235.64
01 2210 237 000	IMPR OF INSTR - INCR RET CONTR DIST	5,687.00	87.05	696.40	12.25	4,990.60	0.00	4,990.60
01 2210 281 000	IMPR OF INSTR - HEALTH BEN PROF DIST	3,632.00	0.00	0.00	0.00	3,632.00	0.00	3,632.00
01 2210 580 000	IMPR OF INSTR - TRAVEL & MILEAGE	2,050.00	317.55	1,008.04	49.17	1,041.96	0.00	1,041.96
01 2210 610 000	IMPR OF INSTR - SUPPLIES	0.00	0.00	0.00	0.00	0.00	0.00	0.00
01 2210 810 000	IMPR OF INSTR - DUES & FEES	972.00	100.00	6,954.70	733.51	(5,982.70)	175.00	(6,157.70)
2210	IMPROVEMENT OF INSTRUCTION	407,952.00	16,680.96	138,070.02	33.89	269,881.98	175.00	269,706.98
2212	INST STAFF TRNG AND CURR DEV							
01 2212 111 000	INST & CURR DEV - SALARIES TEACHERS DIST	3,137.00	0.00	169.92	5.42	2,967.08	0.00	2,967.08
01 2212 111 001	INST & CURR DEV - SALARIES TEACHERS BHS	5,690.00	0.00	424.80	7.47	5,265.20	0.00	5,265.20
01 2212 111 002	INST & CURR DEV - SALARIES TEACHERS BE	3,785.00	28.32	835.44	22.07	2,949.56	0.00	2,949.56
01 2212 111 003	INST & CURR DEV - SALARIES TEACHERS PC	9,019.00	28.32	3,945.76	43.75	5,073.24	0.00	5,073.24

05/08/2026 01:02 PM

User ID: MDT

Account Number	Account Description	Revised Budget	Expended During Month	Expenditures to Date	% of Budget	Balance at EOM	P/ O Outstanding	Unencumbered Balance
01 2212 111 004	INST & CURR DEV - SALARIES TEACHERS HE	4,394.00	0.00	764.64	17.40	3,629.36	0.00	3,629.36
01 2212 111 005	INST & CURR DEV - SALARIES TEACHERS BMS	6,903.00	0.00	382.32	5.54	6,520.68	0.00	6,520.68
01 2212 111 006	INST & CURR DEV - SALARIES TEACHERS AP	4,184.00	56.64	2,180.64	52.12	2,003.36	0.00	2,003.36
01 2212 111 007	INST & CURR DEV - SALARIES TEACHERS SE	2,087.00	0.00	877.92	42.07	1,209.08	0.00	1,209.08
01 2212 111 008	INST & CURR DEV - SALARIES TEACHERS BSMS	5,083.00	0.00	481.44	9.47	4,601.56	0.00	4,601.56
01 2212 123 001	INST & CURR DEV - SUB TEACHERS BHS	20,404.00	2,625.00	14,612.50	71.62	5,791.50	0.00	5,791.50
01 2212 123 002	INST & CURR DEV - SUB TEACHERS BE	8,097.00	962.50	8,050.00	99.42	47.00	0.00	47.00
01 2212 123 003	INST & CURR DEV - SUB TEACHERS PC	9,176.00	437.50	7,000.00	76.29	2,176.00	0.00	2,176.00
01 2212 123 004	INST & CURR DEV - SUB TEACHERS HE	11,443.00	175.00	5,687.50	49.70	5,755.50	0.00	5,755.50
01 2212 123 005	INST & CURR DEV - SUB TEACHERS BMS	14,682.00	1,400.00	11,725.00	79.86	2,957.00	0.00	2,957.00
01 2212 123 006	INST & CURR DEV - SUB TEACHERS AP	0.00	0.00	0.00	0.00	0.00	0.00	0.00
01 2212 123 007	INST & CURR DEV - SUB TEACHERS SE	0.00	0.00	0.00	0.00	0.00	0.00	0.00
01 2212 123 008	INST & CURR DEV - SUB TEACHERS BSMS	0.00	0.00	0.00	0.00	0.00	0.00	0.00
01 2212 221 000	INST & CURR DEV - SOC SEC TEACHERS DIST	245.00	0.00	13.02	5.31	231.98	0.00	231.98
01 2212 221 001	INST & CURR DEV - SOC SEC TEACHERS BHS	445.00	0.00	32.45	7.29	412.55	0.00	412.55
01 2212 221 002	INST & CURR DEV - SOC SEC TEACHERS BE	296.00	2.16	63.92	21.59	232.08	0.00	232.08
01 2212 221 003	INST & CURR DEV - SOC SEC TEACHERS PC	705.00	2.16	301.86	42.82	403.14	0.00	403.14
01 2212 221 004	INST & CURR DEV - SOC SEC TEACHERS HE	344.00	0.00	58.51	17.01	285.49	0.00	285.49
01 2212 221 005	INST & CURR DEV - SOC SEC TEACHERS BMS	540.00	0.00	29.28	5.42	510.72	0.00	510.72
01 2212 221 006	INST & CURR DEV - SOC SEC TEACHERS AP	327.00	4.33	166.79	51.01	160.21	0.00	160.21
01 2212 221 007	INST & CURR DEV - SOC SEC TEACHERS SE	163.00	0.00	67.19	41.22	95.81	0.00	95.81
01 2212 221 008	INST & CURR DEV - SOC SEC TEACHERS BSMS	397.00	0.00	36.88	9.29	360.12	0.00	360.12
01 2212 223 001	INST & CURR DEV - SOC SEC SUB TCHRS BHS	1,394.00	200.91	1,117.90	80.19	276.10	0.00	276.10
01 2212 223 002	INST & CURR DEV - SOC SEC SUB TCHRS BE	553.00	73.64	616.05	111.40	(63.05)	0.00	(63.05)
01 2212 223 003	INST & CURR DEV - SOC SEC SUB TCHRS PC	627.00	33.50	535.69	85.44	91.31	0.00	91.31
01 2212 223 004	INST & CURR DEV - SOC SEC SUB TCHRS HE	782.00	13.40	435.18	55.65	346.82	0.00	346.82
01 2212 223 005	INST & CURR DEV - SOC SEC SUB TCHRS BMS	1,003.00	107.15	897.08	89.44	105.92	0.00	105.92
01 2212 223 006	INST & CURR DEV - SOC SEC SUB TCHRS AP	0.00	0.00	0.00	0.00	0.00	0.00	0.00
01 2212 223 007	INST & CURR DEV - SOC SEC SUB TCHRS SE	0.00	0.00	0.00	0.00	0.00	0.00	0.00
01 2212 223 008	INST & CURR DEV - SOC SEC SUB TCHRS BSMS	0.00	0.00	0.00	0.00	0.00	0.00	0.00
01 2212 230 001	INST & CURR DEV - RETIREMENT NON-INSTR BHS	0.00	0.00	0.00	0.00	0.00	0.00	0.00
01 2212 231 000	INST & CURR DEV - RETIREMENT TEACHERS	187.00	0.00	12.48	6.67	174.52	0.00	174.52
01 2212 231 001	INST & CURR DEV - RETIREMENT TCHRS BHS	282.00	0.00	31.20	11.06	250.80	0.00	250.80
01 2212 231 002	INST & CURR DEV - RETIREMENT TCHRS BE	228.00	2.08	61.41	26.93	166.59	0.00	166.59
01 2212 231 003	INST & CURR DEV - RETIREMENT TCHRS PC	474.00	2.08	289.97	61.18	184.03	0.00	184.03
01 2212 231 004	INST & CURR DEV - RETIREMENT TCHRS HE	221.00	0.00	56.20	25.43	164.80	0.00	164.80
01 2212 231 005	INST & CURR DEV - RETIREMENT TCHRS BMS	428.00	0.00	28.11	6.57	399.89	0.00	399.89
01 2212 231 006	INST & CURR DEV - RETIREMENT TCHRS AP	214.00	4.16	160.28	74.90	53.72	0.00	53.72
01 2212 231 007	INST & CURR DEV - RETIREMENT TCHRS SE	0.00	0.00	64.51	0.00	(64.51)	0.00	(64.51)
01 2212 231 008	INST & CURR DEV - RETIREMENT TCHRS BSMS	308.00	0.00	35.39	11.49	272.61	0.00	272.61
01 2212 233 000	INST & CURR DEV - RETIRE SUB TEACH DIST	0.00	0.00	0.00	0.00	0.00	0.00	0.00
01 2212 233 001	INST & CURR DEV - RETIRE SUB TEACHERS BHS	0.00	12.86	38.59	0.00	(38.59)	0.00	(38.59)
01 2212 233 002	INST & CURR DEV - RETIRE SUB TEACHERS BE	0.00	0.00	0.00	0.00	0.00	0.00	0.00
01 2212 233 003	INST & CURR DEV - RETIRE SUB TEACHERS PC	0.00	0.00	6.43	0.00	(6.43)	0.00	(6.43)
01 2212 233 004	INST & CURR DEV - RETIRE SUB TEACHERS HE	0.00	6.43	64.30	0.00	(64.30)	0.00	(64.30)
01 2212 233 005	INST & CURR DEV - RETIRE SUB TEACHERS BMS	0.00	0.00	6.43	0.00	(6.43)	0.00	(6.43)
01 2212 233 006	INST & CURR DEV - RETIRE SUB TEACHERS AP	0.00	0.00	0.00	0.00	0.00	0.00	0.00
01 2212 233 007	INST & CURR DEV - RETIRE SUB TEACHERS SE	0.00	0.00	0.00	0.00	0.00	0.00	0.00
01 2212 233 008	INST & CURR DEV - RETIRE SUB TEACHERS BSMS	0.00	0.00	0.00	0.00	0.00	0.00	0.00
01 2212 237 000	INST & CURR DEV - INCR RET CONTR DIST	0.00	0.00	1.25	0.00	(1.25)	0.00	(1.25)
01 2212 237 001	INST & CURR DEV - INCR RET CONTR BHS	0.00	1.28	6.93	0.00	(6.93)	0.00	(6.93)
01 2212 237 002	INST & CURR DEV - INCR RET CONTR BE	0.00	0.21	6.11	0.00	(6.11)	0.00	(6.11)
01 2212 237 003	INST & CURR DEV - INCR RET CONTR PC	118.00	0.21	29.48	24.98	88.52	0.00	88.52
01 2212 237 004	INST & CURR DEV - INCR RET CONTR HE	0.00	0.64	12.01	0.00	(12.01)	0.00	(12.01)
01 2212 237 005	INST & CURR DEV - INCR RET CONTR BMS	0.00	0.00	3.42	0.00	(3.42)	0.00	(3.42)

Account Number	Account Description	Revised Budget	Expended During Month	Expenditures to Date	% of Budget	Balance at EOM	P/ O Outstanding	Unencumbered Balance
01 2212 237 006	INST & CURR DEV - INCR RET CONTR AP	0.00	0.41	15.91	0.00	(15.91)	0.00	(15.91)
01 2212 237 007	INST & CURR DEV - INCR RET CONTR SE	0.00	0.00	6.44	0.00	(6.44)	0.00	(6.44)
01 2212 237 008	INST & CURR DEV - INCR RET CONTR BSMS	0.00	0.00	3.52	0.00	(3.52)	0.00	(3.52)
01 2212 350 000	INST & CURR DEV - OTHER PROF SERV DIST	0.00	0.00	0.00	0.00	0.00	0.00	0.00
01 2212 580 000	INST & CURR DEV - TRAVEL & MILEAGE DIST	6,392.00	0.00	74.18	6.14	6,317.82	318.00	5,999.82
01 2212 580 001	INST & CURR DEV - TRAVEL & MILEAGE BHS	701.00	0.00	20.00	2.85	681.00	0.00	681.00
01 2212 580 002	INST & CURR DEV - TRAVEL & MILEAGE BE	0.00	0.00	0.00	0.00	0.00	0.00	0.00
01 2212 580 003	INST & CURR DEV - TRAVEL & MILEAGE PC	0.00	0.00	0.00	0.00	0.00	0.00	0.00
01 2212 580 004	INST & CURR DEV - TRAVEL & MILEAGE HE	0.00	0.00	0.00	0.00	0.00	35.00	(35.00)
01 2212 580 005	INST & CURR DEV - TRAVEL & MILEAGE BMS	0.00	0.00	1,380.24	0.00	(1,380.24)	200.00	(1,580.24)
01 2212 580 006	INST & CURR DEV - TRAVEL & MILEAGE AP	0.00	0.00	0.00	0.00	0.00	0.00	0.00
01 2212 580 007	INST & CURR DEV - TRAVEL & MILEAGE SE	0.00	0.00	0.00	0.00	0.00	0.00	0.00
01 2212 580 008	INST & CURR DEV - TRAVEL & MILEAGE BSMS	1,751.00	0.00	0.00	0.00	1,751.00	0.00	1,751.00
01 2212 590 000	INST & CURR DEV - PURCHASED SRVS DIST	0.00	0.00	0.00	0.00	0.00	0.00	0.00
01 2212 610 000	INST & CURR DEV - SUPPLIES DIST	18,034.00	551.11	4,142.40	24.31	13,891.60	241.85	13,649.75
01 2212 610 001	INST & CURR DEV - SUPPLIES BHS	0.00	0.00	3,220.62	0.00	(3,220.62)	0.00	(3,220.62)
01 2212 610 002	INST & CURR DEV - SUPPLIES BE	0.00	0.00	0.00	0.00	0.00	0.00	0.00
01 2212 610 003	INST & CURR DEV - SUPPLIES PC	0.00	0.00	0.00	0.00	0.00	0.00	0.00
01 2212 610 004	INST & CURR DEV - SUPPLIES HE	0.00	0.00	42.73	0.00	(42.73)	0.00	(42.73)
01 2212 610 005	INST & CURR DEV - SUPPLIES BMS	0.00	0.00	0.00	0.00	0.00	0.00	0.00
01 2212 610 006	INST & CURR DEV - SUPPLIES AP	0.00	0.00	383.90	0.00	(383.90)	0.00	(383.90)
01 2212 610 007	INST & CURR DEV - SUPPLIES SE	306.00	0.00	0.00	0.00	306.00	0.00	306.00
01 2212 610 008	INST & CURR DEV - SUPPLIES BSMS	0.00	0.00	0.00	0.00	0.00	0.00	0.00
01 2212 735 000	INST & CURR DEV - SOFTWARE DIST	975.00	0.00	0.00	0.00	975.00	0.00	975.00
01 2212 810 000	INST & CURR DEV - DUES & FEES DIST	12,111.00	50.00	6,855.17	77.25	5,255.83	2,500.50	2,755.33
01 2212 810 001	INST & CURR DEV - DUES & FEES BHS	858.00	0.00	5.00	0.58	853.00	0.00	853.00
01 2212 810 002	INST & CURR DEV - DUES & FEES BE	299.00	0.00	0.00	0.00	299.00	0.00	299.00
01 2212 810 003	INST & CURR DEV - DUES & FEES PC	395.00	0.00	946.00	246.35	(551.00)	27.09	(578.09)
01 2212 810 004	INST & CURR DEV - DUES & FEES HE	1,082.00	35.00	35.00	3.23	1,047.00	0.00	1,047.00
01 2212 810 005	INST & CURR DEV - DUES & FEES BMS	0.00	0.00	580.00	0.00	(580.00)	0.00	(580.00)
01 2212 810 006	INST & CURR DEV - DUES & FEES AP	0.00	0.00	100.00	0.00	(100.00)	25.00	(125.00)
01 2212 810 007	INST & CURR DEV - DUES & FEES SE	0.00	0.00	0.00	0.00	0.00	0.00	0.00
01 2212 810 008	INST & CURR DEV - DUES & FEES BSMS	772.00	0.00	25.00	3.24	747.00	0.00	747.00
01 2212 890 000	INST & CURR DEV - OTHER MISC DIST	0.00	0.00	0.00	0.00	0.00	0.00	0.00
01 2212 890 001	INST & CURR DEV - OTHER MISC BHS	0.00	0.00	0.00	0.00	0.00	0.00	0.00
01 2212 890 002	INST & CURR DEV - OTHER MISC BE	0.00	0.00	0.00	0.00	0.00	0.00	0.00
01 2212 890 003	INST & CURR DEV - OTHER MISC PC	0.00	0.00	0.00	0.00	0.00	0.00	0.00
01 2212 890 004	INST & CURR DEV - OTHER MISC HE	0.00	0.00	0.00	0.00	0.00	0.00	0.00
01 2212 890 005	INST & CURR DEV - OTHER MISC BMS	0.00	0.00	0.00	0.00	0.00	0.00	0.00
01 2212 890 006	INST & CURR DEV - OTHER MISC AP	0.00	0.00	0.00	0.00	0.00	0.00	0.00
01 2212 890 007	INST & CURR DEV - OTHER MISC SE	0.00	0.00	0.00	0.00	0.00	0.00	0.00
01 2212 890 008	INST & CURR DEV - OTHER MISC BSMS	118.00	0.00	0.00	0.00	118.00	0.00	118.00
2212	INST STAFF TRNG AND CURR DEV	162,159.00	6,817.00	80,260.29	51.56	81,898.71	3,347.44	78,551.27
2213	INSTRUCTIONAL STAFF TRAINING							
01 2213 111 000	INST STAFF TRNG - SALARIES PROF STAFF DIST	101,380.00	7,710.41	61,683.28	60.84	39,696.72	0.00	39,696.72
01 2213 151 000	INST STAFF TRNG - ADD'L COMP PROF STAFF	204.00	16.96	135.68	66.51	68.32	0.00	68.32
01 2213 211 000	INST STAFF TRNG - GROUP INS TEACHERS/PROF	12,195.00	912.97	7,303.76	59.89	4,891.24	0.00	4,891.24
01 2213 221 000	INST STAFF TRNG - SOC SEC TEACHERS/PROF	7,939.00	590.66	4,725.27	59.52	3,213.73	0.00	3,213.73
01 2213 231 000	INST STAFF TRNG - RETIREMENT TEACHERS/PROF	6,280.00	566.72	4,533.76	72.19	1,746.24	0.00	1,746.24
01 2213 237 000	INST STAFF TRNG - INCR RET CONTR	1,904.00	56.29	450.31	23.65	1,453.69	0.00	1,453.69
01 2213 251 000	INST STAFF TRNG - TUITION REIMB TCHRS DIST	1,734.00	0.00	305.74	17.63	1,428.26	0.00	1,428.26
01 2213 251 001	INST STAFF TRNG - TUITION REIMB TCHRS BHS	8,149.00	0.00	2,159.07	26.49	5,989.93	0.00	5,989.93
01 2213 251 002	INST STAFF TRNG - TUITION REIMB TCHRS BE	2,142.00	0.00	585.38	27.33	1,556.62	0.00	1,556.62
01 2213 251 003	INST STAFF TRNG - TUITION REIMB TCHRS PC	8,727.00	0.00	390.06	4.47	8,336.94	0.00	8,336.94
01 2213 251 004	INST STAFF TRNG - TUITION REIMB TCHRS HE	4,997.00	0.00	0.00	0.00	4,997.00	0.00	4,997.00

Account Number	Account Description	Revised Budget	Expended During Month	Expenditures to Date	% of Budget	Balance at EOM	P/ O Outstanding	Unencumbered Balance
01 2213 251 005	INST STAFF TRNG - TUITION REIMB TCHRS BMS	4,174.00	0.00	1,521.22	36.45	2,652.78	0.00	2,652.78
01 2213 251 006	INST STAFF TRNG - TUITION REIMB TCHRS AP	3,059.00	0.00	780.12	25.50	2,278.88	0.00	2,278.88
01 2213 251 007	INST STAFF TRNG - TUITION REIMB TCHRS SE	4,622.00	0.00	0.00	0.00	4,622.00	0.00	4,622.00
01 2213 251 008	INST STAFF TRNG - TUITION REIMB TCHRS BSMS	6,578.00	1,170.76	2,727.03	41.46	3,850.97	0.00	3,850.97
01 2213 281 000	INST STAFF TRNG - HEALTH BEN TEACHERS	0.00	0.00	0.00	0.00	0.00	0.00	0.00
2213	INSTRUCTIONAL STAFF TRAINING	174,084.00	11,024.77	87,300.68	50.15	86,783.32	0.00	86,783.32
2220	SCHOOL LIBRARY SERVICES							
01 2220 111 001	LIBRARY - SALARIES TEACHERS BHS	87,230.00	6,634.25	53,074.00	60.84	34,156.00	0.00	34,156.00
01 2220 111 002	LIBRARY - SALARIES TEACHERS BE	73,547.00	5,723.67	45,789.36	62.26	27,757.64	0.00	27,757.64
01 2220 111 003	LIBRARY - SALARIES TEACHERS PC	131,998.00	8,829.40	70,635.20	53.51	61,362.80	0.00	61,362.80
01 2220 111 004	LIBRARY - SALARIES TEACHERS HE	75,257.00	5,723.67	45,789.36	60.84	29,467.64	0.00	29,467.64
01 2220 111 005	LIBRARY - SALARIES TEACHERS BMS	41,691.00	3,398.42	27,187.36	65.21	14,503.64	0.00	14,503.64
01 2220 111 006	LIBRARY - SALARIES TEACHERS AP	87,658.00	6,796.85	54,374.80	62.03	33,283.20	0.00	33,283.20
01 2220 111 007	LIBRARY - SALARIES TEACHERS SE	85,947.00	6,666.77	53,334.16	62.05	32,612.84	0.00	32,612.84
01 2220 111 008	LIBRARY - SALARIES TEACHERS BSMS	41,691.00	3,398.43	27,187.44	65.21	14,503.56	0.00	14,503.56
01 2220 112 002	LIBRARY - SALARIES INSTR AIDES BE	19,406.00	1,833.45	15,871.67	81.79	3,534.33	0.00	3,534.33
01 2220 112 003	LIBRARY - SALARIES INSTR AIDES PC	0.00	1,159.96	12,315.29	0.00	(12,315.29)	0.00	(12,315.29)
01 2220 112 004	LIBRARY - SALARIES INSTR AIDES HE	22,344.00	2,164.46	16,745.20	74.94	5,598.80	0.00	5,598.80
01 2220 112 005	LIBRARY - SALARIES INSTR AIDES BMS	11,288.00	1,425.70	8,283.65	73.38	3,004.35	0.00	3,004.35
01 2220 112 006	LIBRARY - SALARIES INSTR AIDES AP	21,643.00	2,087.76	16,828.40	77.75	4,814.60	0.00	4,814.60
01 2220 112 007	LIBRARY - SALARIES INSTR AIDES SE	22,442.00	2,330.43	16,422.61	73.18	6,019.39	0.00	6,019.39
01 2220 112 008	LIBRARY - SALARIES INSTR AIDES BSMS	11,288.00	1,425.69	8,283.58	73.38	3,004.42	0.00	3,004.42
01 2220 122 001	LIBRARY - SUB AIDES BHS	0.00	0.00	0.00	0.00	0.00	0.00	0.00
01 2220 122 002	LIBRARY - SUB AIDES BE	544.00	108.88	721.26	132.58	(177.26)	0.00	(177.26)
01 2220 122 003	LIBRARY - SUB AIDES PC	3,777.00	823.10	2,827.25	74.85	949.75	0.00	949.75
01 2220 122 004	LIBRARY - SUB AIDES HE	460.00	0.00	0.00	0.00	460.00	0.00	460.00
01 2220 122 005	LIBRARY - SUB AIDES BMS	0.00	0.00	0.00	0.00	0.00	0.00	0.00
01 2220 122 006	LIBRARY - SUB AIDES AP	232.00	0.00	0.00	0.00	232.00	0.00	232.00
01 2220 122 007	LIBRARY - SUB AIDES SE	459.00	0.00	234.00	50.98	225.00	0.00	225.00
01 2220 123 001	LIBRARY - SUB TEACHERS BHS	1,188.00	262.50	1,312.50	110.48	(124.50)	0.00	(124.50)
01 2220 123 002	LIBRARY - SUB TEACHERS BE	2,051.00	175.00	1,137.50	55.46	913.50	0.00	913.50
01 2220 123 003	LIBRARY - SUB TEACHERS PC	4,210.00	0.00	1,575.00	37.41	2,635.00	0.00	2,635.00
01 2220 123 004	LIBRARY - SUB TEACHERS HE	1,080.00	0.00	875.00	81.02	205.00	0.00	205.00
01 2220 123 005	LIBRARY - SUB TEACHERS BMS	3,239.00	0.00	2,100.00	64.83	1,139.00	0.00	1,139.00
01 2220 123 006	LIBRARY - SUB TEACHERS AP	3,994.00	437.50	3,062.50	76.68	931.50	0.00	931.50
01 2220 123 007	LIBRARY - SUB TEACHERS SE	1,403.00	175.00	962.50	68.60	440.50	0.00	440.50
01 2220 123 008	LIBRARY - SUB TEACHERS BSMS	0.00	0.00	0.00	0.00	0.00	0.00	0.00
01 2220 150 005	LIBRARY - ADD'L COMP NON-INSTR BMS	0.00	2.06	16.48	0.00	(16.48)	0.00	(16.48)
01 2220 150 008	LIBRARY - ADD'L COMP NON-INSTR BSMS	0.00	2.05	16.40	0.00	(16.40)	0.00	(16.40)
01 2220 151 001	LIBRARY - ADD'L COMP TEACHERS BHS	175.00	14.60	116.80	66.74	58.20	0.00	58.20
01 2220 151 002	LIBRARY - ADD'L COMP TEACHERS BE	148.00	12.59	100.72	68.05	47.28	0.00	47.28
01 2220 151 003	LIBRARY - ADD'L COMP TEACHERS PC	180.00	14.95	232.88	129.38	(52.88)	0.00	(52.88)
01 2220 151 004	LIBRARY - ADD'L COMP TEACHERS HE	151.00	12.59	100.72	66.70	50.28	0.00	50.28
01 2220 151 005	LIBRARY - ADD'L COMP TEACHERS BMS	235.00	7.47	59.76	25.43	175.24	0.00	175.24
01 2220 151 006	LIBRARY - ADD'L COMP TEACHERS AP	176.00	14.95	119.60	67.95	56.40	0.00	56.40
01 2220 151 007	LIBRARY - ADD'L COMP TEACHERS SE	173.00	14.67	117.36	67.84	55.64	0.00	55.64
01 2220 151 008	LIBRARY - ADD'L COMP TEACHERS BSMS	282.00	7.48	59.84	21.22	222.16	0.00	222.16
01 2220 152 002	LIBRARY - ADD'L COMP AIDES BE	0.00	4.21	33.68	0.00	(33.68)	0.00	(33.68)
01 2220 152 003	LIBRARY - ADD'L COMP AIDES PC	0.00	0.00	0.00	0.00	0.00	0.00	0.00
01 2220 152 004	LIBRARY - ADD'L COMP AIDES HE	0.00	4.54	36.32	0.00	(36.32)	0.00	(36.32)
01 2220 152 006	LIBRARY - ADD'L COMP AIDES AP	0.00	0.00	0.00	0.00	0.00	0.00	0.00
01 2220 152 007	LIBRARY - ADD'L COMP AIDES SE	0.00	4.86	38.88	0.00	(38.88)	0.00	(38.88)
01 2220 211 001	LIBRARY - GROUP INS TEACHERS BHS	28,288.00	2,117.93	16,943.44	59.90	11,344.56	0.00	11,344.56
01 2220 211 002	LIBRARY - GROUP INS TEACHERS BE	32,815.00	2,456.90	19,655.20	59.90	13,159.80	0.00	13,159.80
01 2220 211 003	LIBRARY - GROUP INS TEACHERS PC	21,205.00	857.23	6,857.84	32.34	14,347.16	0.00	14,347.16

05/08/2026 01:02 PM

User ID: MDT

Account Number	Account Description	Revised Budget	Expended During Month	Expenditures to Date	% of Budget	Balance at EOM	P/ O Outstanding	Unencumbered Balance
01 2220 233 004	LIBRARY - RETIREMENT SUB TEACHERS HE	0.00	0.00	0.00	0.00	0.00	0.00	0.00
01 2220 233 005	LIBRARY - RETIREMENT SUB TEACHERS BMS	0.00	0.00	0.00	0.00	0.00	0.00	0.00
01 2220 233 006	LIBRARY - RETIREMENT SUB TEACHERS AP	0.00	0.00	0.00	0.00	0.00	0.00	0.00
01 2220 233 007	LIBRARY - RETIREMENT SUB TEACHERS SE	0.00	0.00	0.00	0.00	0.00	0.00	0.00
01 2220 233 008	LIBRARY - RETIREMENT SUB TEACHERS BSMS	0.00	0.00	0.00	0.00	0.00	0.00	0.00
01 2220 237 001	LIBRARY - INCR RET CONTR BHS	1,638.00	48.43	387.44	23.65	1,250.56	0.00	1,250.56
01 2220 237 002	LIBRARY - INCR RET CONTR BE	1,791.00	55.16	450.10	25.13	1,340.90	0.00	1,340.90
01 2220 237 003	LIBRARY - INCR RET CONTR PC	2,535.00	64.46	516.49	20.37	2,018.51	0.00	2,018.51
01 2220 237 004	LIBRARY - INCR RET CONTR HE	1,887.00	57.58	456.50	24.19	1,430.50	0.00	1,430.50
01 2220 237 005	LIBRARY - INCR RET CONTR BMS	1,023.00	31.19	250.22	24.46	772.78	0.00	772.78
01 2220 237 006	LIBRARY - INCR RET CONTR AP	1,908.00	49.62	396.94	20.80	1,511.06	0.00	1,511.06
01 2220 237 007	LIBRARY - INCR RET CONTR SE	2,092.00	65.67	509.19	24.34	1,582.81	0.00	1,582.81
01 2220 237 008	LIBRARY - INCR RET CONTR BSMS	1,023.00	31.18	250.20	24.46	772.80	0.00	772.80
01 2220 281 001	LIBRARY - HEALTH BEN TEACHERS BHS	3,963.00	338.97	2,711.76	68.43	1,251.24	0.00	1,251.24
01 2220 281 002	LIBRARY - HEALTH BEN TEACHERS BE	0.00	0.00	0.00	0.00	0.00	0.00	0.00
01 2220 281 003	LIBRARY - HEALTH BEN TEACHERS PC	2,811.00	120.25	962.00	34.22	1,849.00	0.00	1,849.00
01 2220 281 004	LIBRARY - HEALTH BEN TEACHERS HE	0.00	0.00	0.00	0.00	0.00	0.00	0.00
01 2220 281 005	LIBRARY - HEALTH BEN TEACHERS BMS	2,929.00	237.50	1,900.00	64.87	1,029.00	0.00	1,029.00
01 2220 281 006	LIBRARY - HEALTH BEN TEACHERS AP	0.00	0.00	0.00	0.00	0.00	0.00	0.00
01 2220 281 007	LIBRARY - HEALTH BEN TEACHERS SE	3,963.00	338.97	2,711.76	68.43	1,251.24	0.00	1,251.24
01 2220 281 008	LIBRARY - HEALTH BEN TEACHERS BSMS	2,929.00	237.50	1,900.00	64.87	1,029.00	0.00	1,029.00
01 2220 340 001	LIBRARY - OTHER PROF SERVICES BHS	0.00	0.00	0.00	0.00	0.00	0.00	0.00
01 2220 340 002	LIBRARY - OTHER PROF SERVICES BE	0.00	0.00	0.00	0.00	0.00	0.00	0.00
01 2220 340 003	LIBRARY - OTHER PROF SERVICES PC	0.00	0.00	0.00	0.00	0.00	0.00	0.00
01 2220 340 004	LIBRARY - OTHER PROF SERVICES HE	0.00	0.00	0.00	0.00	0.00	0.00	0.00
01 2220 340 005	LIBRARY - OTHER PROF SERVICES BMS	1,498.00	0.00	0.00	0.00	1,498.00	0.00	1,498.00
01 2220 340 006	LIBRARY - OTHER PROF SERVICES AP	0.00	0.00	0.00	0.00	0.00	0.00	0.00
01 2220 340 007	LIBRARY - OTHER PROF SERVICES SE	0.00	0.00	0.00	0.00	0.00	0.00	0.00
01 2220 340 008	LIBRARY - OTHER PROF SERVICES BSMS	1,520.00	0.00	0.00	0.00	1,520.00	0.00	1,520.00
01 2220 350 001	LIBRARY - TECH SERVICES BHS	0.00	0.00	0.00	0.00	0.00	0.00	0.00
01 2220 350 002	LIBRARY - TECH SERVICES BE	0.00	0.00	0.00	0.00	0.00	0.00	0.00
01 2220 350 003	LIBRARY - TECH SERVICES PC	0.00	0.00	0.00	0.00	0.00	0.00	0.00
01 2220 350 004	LIBRARY - TECH SERVICES HE	0.00	0.00	0.00	0.00	0.00	0.00	0.00
01 2220 350 005	LIBRARY - TECH SERVICES BMS	0.00	0.00	0.00	0.00	0.00	0.00	0.00
01 2220 350 006	LIBRARY - TECH SERVICES AP	0.00	0.00	0.00	0.00	0.00	0.00	0.00
01 2220 350 007	LIBRARY - TECH SERVICES SE	0.00	0.00	0.00	0.00	0.00	0.00	0.00
01 2220 350 008	LIBRARY - TECH SERVICES BSMS	0.00	668.99	668.99	0.00	(668.99)	0.00	(668.99)
01 2220 580 001	LIBRARY - TRAVEL & MILEAGE BHS	0.00	0.00	0.00	0.00	0.00	0.00	0.00
01 2220 580 002	LIBRARY - TRAVEL & MILEAGE BE	0.00	0.00	0.00	0.00	0.00	0.00	0.00
01 2220 580 003	LIBRARY - TRAVEL & MILEAGE PC	0.00	0.00	0.00	0.00	0.00	0.00	0.00
01 2220 580 004	LIBRARY - TRAVEL & MILEAGE HE	0.00	0.00	0.00	0.00	0.00	70.00	(70.00)
01 2220 580 005	LIBRARY - TRAVEL & MILEAGE BMS	0.00	0.00	0.00	0.00	0.00	0.00	0.00
01 2220 580 006	LIBRARY - TRAVEL & MILEAGE AP	0.00	0.00	0.00	0.00	0.00	0.00	0.00
01 2220 580 007	LIBRARY - TRAVEL & MILEAGE SE	0.00	0.00	0.00	0.00	0.00	0.00	0.00
01 2220 580 008	LIBRARY - TRAVEL & MILEAGE BSMS	0.00	0.00	0.00	0.00	0.00	70.00	(70.00)
01 2220 610 001	LIBRARY - SUPPLIES BHS	3,572.00	0.00	1,466.48	41.05	2,105.52	0.00	2,105.52
01 2220 610 002	LIBRARY - SUPPLIES BE	1,344.00	16.10	373.62	27.80	970.38	0.00	970.38
01 2220 610 003	LIBRARY - SUPPLIES PC	192.00	0.00	351.94	183.30	(159.94)	0.00	(159.94)
01 2220 610 004	LIBRARY - SUPPLIES HE	358.00	166.76	212.88	59.46	145.12	0.00	145.12
01 2220 610 005	LIBRARY - SUPPLIES BMS	370.00	206.71	379.32	102.52	(9.32)	0.00	(9.32)
01 2220 610 006	LIBRARY - SUPPLIES AP	572.00	560.75	942.55	170.37	(370.55)	31.98	(402.53)
01 2220 610 007	LIBRARY - SUPPLIES SE	1,016.00	374.81	643.18	63.31	372.82	0.00	372.82
01 2220 610 008	LIBRARY - SUPPLIES BSMS	962.00	540.41	818.52	85.09	143.48	0.00	143.48
01 2220 640 001	LIBRARY - BOOKS & PER BHS	12,090.00	0.00	2,592.60	25.44	9,497.40	483.28	9,014.12
01 2220 640 002	LIBRARY - BOOKS & PER BE	15,761.00	1,049.80	6,148.85	46.54	9,612.15	1,185.54	8,426.61

05/08/2026 01:02 PM

User ID: MDT

Account Number	Account Description	Revised Budget	Expended During Month	Expenditures to Date	% of Budget	Balance at EOM	P/ O Outstanding	Unencumbered Balance
01 2220 640 003	LIBRARY - BOOKS & PER PC	7,406.00	589.10	6,426.21	101.09	979.79	1,060.23	(80.44)
01 2220 640 004	LIBRARY - BOOKS & PER HE	5,835.00	0.00	551.61	35.51	5,283.39	1,520.44	3,762.95
01 2220 640 005	LIBRARY - BOOKS & PER BMS	8,160.00	2,294.79	5,273.43	68.16	2,886.57	288.12	2,598.45
01 2220 640 006	LIBRARY - BOOKS & PER AP	3,833.00	1,477.59	2,439.87	77.33	1,393.13	524.10	869.03
01 2220 640 007	LIBRARY - BOOKS & PER SE	4,269.00	1,786.76	3,621.11	91.69	647.89	292.95	354.94
01 2220 640 008	LIBRARY - BOOKS & PER BSMS	7,070.00	99.90	3,690.67	64.20	3,379.33	848.53	2,530.80
01 2220 650 001	LIBRARY - SUPPLIES TECH-REL BHS	780.00	312.00	587.00	75.26	193.00	0.00	193.00
01 2220 650 002	LIBRARY - SUPPLIES TECH-REL BE	0.00	0.00	0.00	0.00	0.00	0.00	0.00
01 2220 650 003	LIBRARY - SUPPLIES TECH-REL PC	792.00	0.00	0.00	0.00	792.00	0.00	792.00
01 2220 650 004	LIBRARY - SUPPLIES TECH-REL HE	0.00	0.00	0.00	0.00	0.00	0.00	0.00
01 2220 650 005	LIBRARY - SUPPLIES TECH-REL BMS	1,345.00	668.99	2,507.99	186.47	(1,162.99)	0.00	(1,162.99)
01 2220 650 006	LIBRARY - SUPPLIES TECH-REL AP	0.00	0.00	0.00	0.00	0.00	0.00	0.00
01 2220 650 007	LIBRARY - SUPPLIES TECH-REL SE	665.00	0.00	0.00	0.00	665.00	0.00	665.00
01 2220 650 008	LIBRARY - SUPPLIES TECH-REL BSMS	1,790.00	0.00	1,602.80	89.54	187.20	0.00	187.20
01 2220 733 001	LIBRARY - FURN & EQUIP BHS	1,234.00	0.00	24.99	2.03	1,209.01	0.00	1,209.01
01 2220 733 002	LIBRARY - FURN & EQUIP BE	0.00	0.00	0.00	0.00	0.00	0.00	0.00
01 2220 733 003	LIBRARY - FURN & EQUIP PC	299.00	0.00	0.00	0.00	299.00	0.00	299.00
01 2220 733 004	LIBRARY - FURN & EQUIP HE	0.00	0.00	0.00	0.00	0.00	0.00	0.00
01 2220 733 005	LIBRARY - FURN & EQUIP BMS	0.00	0.00	0.00	0.00	0.00	2,178.10	(2,178.10)
01 2220 733 006	LIBRARY - FURN & EQUIP AP	434.00	0.00	0.00	0.00	434.00	0.00	434.00
01 2220 733 007	LIBRARY - FURN & EQUIP SE	0.00	0.00	0.00	0.00	0.00	0.00	0.00
01 2220 733 008	LIBRARY - FURN & EQUIP BSMS	7,847.00	3,065.21	3,246.20	41.37	4,600.80	0.00	4,600.80
01 2220 734 001	LIBRARY - HARDWARE BHS	0.00	0.00	0.00	0.00	0.00	0.00	0.00
01 2220 734 002	LIBRARY - HARDWARE BE	0.00	0.00	0.00	0.00	0.00	0.00	0.00
01 2220 734 003	LIBRARY - HARDWARE PC	0.00	0.00	0.00	0.00	0.00	0.00	0.00
01 2220 734 004	LIBRARY - HARDWARE HE	0.00	0.00	0.00	0.00	0.00	0.00	0.00
01 2220 734 005	LIBRARY - HARDWARE BMS	0.00	0.00	0.00	0.00	0.00	0.00	0.00
01 2220 734 006	LIBRARY - HARDWARE AP	0.00	0.00	0.00	0.00	0.00	0.00	0.00
01 2220 734 007	LIBRARY - HARDWARE SE	0.00	0.00	0.00	0.00	0.00	0.00	0.00
01 2220 734 008	LIBRARY - HARDWARE BSMS	0.00	0.00	0.00	0.00	0.00	0.00	0.00
01 2220 735 001	LIBRARY - SOFTWARE BHS	1,454.00	0.00	284.20	19.55	1,169.80	0.00	1,169.80
01 2220 735 002	LIBRARY - SOFTWARE BE	1,415.00	0.00	284.19	20.08	1,130.81	0.00	1,130.81
01 2220 735 003	LIBRARY - SOFTWARE PC	1,451.00	0.00	284.20	19.59	1,166.80	0.00	1,166.80
01 2220 735 004	LIBRARY - SOFTWARE HE	1,415.00	0.00	500.19	35.35	914.81	0.00	914.81
01 2220 735 005	LIBRARY - SOFTWARE BMS	2,281.00	0.00	931.38	40.83	1,349.62	0.00	1,349.62
01 2220 735 006	LIBRARY - SOFTWARE AP	1,415.00	0.00	284.20	20.08	1,130.80	0.00	1,130.80
01 2220 735 007	LIBRARY - SOFTWARE SE	1,587.00	0.00	428.19	26.98	1,158.81	0.00	1,158.81
01 2220 735 008	LIBRARY - SOFTWARE BSMS	2,286.00	0.00	931.38	40.74	1,354.62	0.00	1,354.62
01 2220 810 001	LIBRARY - DUES & FEES BHS	1,125.00	0.00	562.50	50.00	562.50	0.00	562.50
01 2220 810 002	LIBRARY - DUES & FEES BE	898.00	0.00	647.49	72.10	250.51	0.00	250.51
01 2220 810 003	LIBRARY - DUES & FEES PC	919.00	0.00	707.50	83.51	211.50	60.00	151.50
01 2220 810 004	LIBRARY - DUES & FEES HE	835.00	0.00	562.50	67.37	272.50	0.00	272.50
01 2220 810 005	LIBRARY - DUES & FEES BMS	780.00	0.00	752.50	96.47	27.50	0.00	27.50
01 2220 810 006	LIBRARY - DUES & FEES AP	817.00	0.00	562.50	68.85	254.50	0.00	254.50
01 2220 810 007	LIBRARY - DUES & FEES SE	780.00	0.00	562.50	72.12	217.50	0.00	217.50
01 2220 810 008	LIBRARY - DUES & FEES BSMS	1,095.00	0.00	562.50	51.37	532.50	0.00	532.50
01 2220 890 001	LIBRARY - OTHER MISC BHS	0.00	0.00	0.00	0.00	0.00	0.00	0.00
01 2220 890 002	LIBRARY - OTHER MISC BE	0.00	0.00	0.00	0.00	0.00	0.00	0.00
01 2220 890 003	LIBRARY - OTHER MISC PC	0.00	0.00	0.00	0.00	0.00	0.00	0.00
01 2220 890 004	LIBRARY - OTHER MISC HE	0.00	0.00	0.00	0.00	0.00	0.00	0.00
01 2220 890 005	LIBRARY - OTHER MISC BMS	133.00	0.00	0.00	0.00	133.00	0.00	133.00
01 2220 890 006	LIBRARY - OTHER MISC AP	0.00	0.00	0.00	0.00	0.00	0.00	0.00
01 2220 890 007	LIBRARY - OTHER MISC SE	0.00	0.00	0.00	0.00	0.00	0.00	0.00
01 2220 890 008	LIBRARY - OTHER MISC BSMS	0.00	0.00	0.00	0.00	0.00	0.00	0.00
2220	SCHOOL LIBRARY SERVICES	1,178,822.00	98,471.46	724,025.07	62.15	454,796.93	8,613.27	446,183.66

Account Number	Account Description	Revised Budget	Expended During Month	Expenditures to Date	% of Budget	Balance at EOM	P/ O Outstanding	Unencumbered Balance
2230	INSTR-RELATED TECHNOLOGY							
01 2230 111 000	TECHNOLOGY - SALARIES TEACHERS DIST	0.00	0.00	0.00	0.00	0.00	0.00	0.00
01 2230 114 000	TECHNOLOGY - SALARIES TECH STAFF DIST	361,684.00	26,568.78	220,420.31	60.94	141,263.69	0.00	141,263.69
01 2230 124 000	TECHNOLOGY - SUB TECH STAFF DIST	0.00	0.00	0.00	0.00	0.00	0.00	0.00
01 2230 134 000	TECHNOLOGY - OT SALARIES TECH STAFF DIST	1,638.00	127.48	1,068.96	65.26	569.04	0.00	569.04
01 2230 151 000	TECHNOLOGY - ADD'L COMP TEACHERS DIST	0.00	0.00	0.00	0.00	0.00	0.00	0.00
01 2230 154 000	TECHNOLOGY - ADD'L COMP TECH STAFF DIST	1,118.00	62.02	496.16	44.38	621.84	0.00	621.84
01 2230 211 000	TECHNOLOGY - GROUP INS TEACHERS DIST	0.00	0.00	0.00	0.00	0.00	0.00	0.00
01 2230 214 000	TECHNOLOGY - GROUP INS TECH STAFF DIST	63,295.00	4,738.69	37,909.52	59.89	25,385.48	0.00	25,385.48
01 2230 221 000	TECHNOLOGY - SOC SEC TEACHERS DIST	0.00	0.00	0.00	0.00	0.00	0.00	0.00
01 2230 224 000	TECHNOLOGY - SOC SEC TECH STAFF DIST	28,751.00	2,055.04	17,046.17	59.29	11,704.83	0.00	11,704.83
01 2230 231 000	TECHNOLOGY - RETIREMENT TEACHERS DIST	0.00	0.00	0.00	0.00	0.00	0.00	0.00
01 2230 234 000	TECHNOLOGY - RETIREMENT TECH STAFF DIST	22,360.00	1,962.18	16,279.45	72.81	6,080.55	0.00	6,080.55
01 2230 237 000	TECHNOLOGY - INCR RET CONTR DIST	6,746.00	194.89	1,616.89	23.97	5,129.11	0.00	5,129.11
01 2230 281 000	TECHNOLOGY - HEALTH BEN TEACHERS DIST	0.00	0.00	0.00	0.00	0.00	0.00	0.00
01 2230 284 000	TECHNOLOGY - HEALTH BEN TECH STAFF DIST	11,226.00	934.22	7,353.51	65.50	3,872.49	0.00	3,872.49
01 2230 580 000	TECHNOLOGY - TRAVEL & MILEAGE	7,635.00	505.55	3,523.80	46.15	4,111.20	0.00	4,111.20
01 2230 733 000	TECHNOLOGY - FURN & EQUIP	0.00	0.00	0.00	0.00	0.00	0.00	0.00
01 2230 810 000	TECHNOLOGY - DUES & FEES DIST	465.00	2,000.00	2,000.00	430.11	(1,535.00)	0.00	(1,535.00)
2230	INSTR-RELATED TECHNOLOGY	504,918.00	39,148.85	307,714.77	60.94	197,203.23	0.00	197,203.23
2240	STUDENT ASSESSMENT							
01 2240 110 000	STU ASSESS - SALARIES NON-INSTR DIST	0.00	0.00	0.00	0.00	0.00	0.00	0.00
01 2240 130 000	STU ASSESS - OT SALAIRES NON-INSTR DIST	0.00	0.00	0.00	0.00	0.00	0.00	0.00
01 2240 150 000	STU ASSESS - ADD'L COMP NON-INSTR DIST	0.00	0.00	0.00	0.00	0.00	0.00	0.00
01 2240 210 000	STU ASSESS - GROUP INS NON-INSTR DIST	0.00	0.00	0.00	0.00	0.00	0.00	0.00
01 2240 220 000	STU ASSESS - SOC SEC NON-INSTR DIST	0.00	0.00	0.00	0.00	0.00	0.00	0.00
01 2240 230 000	STU ASSESS - RETIREMENT NON-INSTR DIST	0.00	0.00	0.00	0.00	0.00	0.00	0.00
01 2240 237 000	STU ASSESS - INCR RET CONTR DIST	0.00	0.00	0.00	0.00	0.00	0.00	0.00
01 2240 280 000	STU ASSESS - HEALTH BEN NON-INSTR DIST	0.00	0.00	0.00	0.00	0.00	0.00	0.00
2240	STUDENT ASSESSMENT	0.00	0.00	0.00	0.00	0.00	0.00	0.00
2310	BOARD OF EDUCATION							
01 2310 314 000	BOARD OF ED - LOBBYIST FEES	0.00	0.00	0.00	0.00	0.00	0.00	0.00
01 2310 340 000	BOARD OF ED - OTHER PROF SERVICES	10,539.00	0.00	0.00	0.00	10,539.00	0.00	10,539.00
01 2310 521 000	BOARD OF ED - FIDELITY BOND PREMIUMS	0.00	0.00	0.00	0.00	0.00	0.00	0.00
01 2310 540 000	BOARD OF ED - ADVERTISING	7,138.00	280.00	3,316.62	46.46	3,821.38	0.00	3,821.38
01 2310 580 000	BOARD OF ED - TRAVEL & MILEAGE	0.00	0.00	0.00	0.00	0.00	0.00	0.00
01 2310 610 000	BOARD OF ED - SUPPLIES	4,625.00	0.00	352.32	7.62	4,272.68	0.00	4,272.68
01 2310 733 000	BOARD OF ED - FURN & EQUIP	0.00	0.00	0.00	0.00	0.00	0.00	0.00
01 2310 735 000	BOARD OF ED - SOFTWARE	15,509.00	0.00	6,400.00	41.27	9,109.00	0.00	9,109.00
01 2310 810 000	BOARD OF ED - DUES & FEES	58,081.00	0.00	19,969.00	34.38	38,112.00	0.00	38,112.00
01 2310 890 000	BOARD OF ED - OTHER MISC	300.00	0.00	0.00	0.00	300.00	0.00	300.00
01 2310 950 000	BOARD OF ED - SPECIAL ITEMS	20,000.00	0.00	0.00	0.00	20,000.00	0.00	20,000.00
2310	BOARD OF EDUCATION	116,192.00	280.00	30,037.94	25.85	86,154.06	0.00	86,154.06
2320	EXECUTIVE ADMINISTRATION							
01 2320 105 000	EXEC ADMIN - SALARY OF SUPERINTENDENT	243,360.00	20,166.67	161,333.36	66.29	82,026.64	0.00	82,026.64
01 2320 110 000	EXEC ADMIN - SALARIES NON-INSTR	67,659.00	5,368.88	42,527.67	62.86	25,131.33	0.00	25,131.33
01 2320 111 000	EXEC ADMIN - PROF STAFF SALARIES	190,450.00	25,655.06	205,240.48	107.77	(14,790.48)	0.00	(14,790.48)
01 2320 130 000	EXEC ADMIN - OT SALARIES NON-INSTR	988.00	0.00	1,092.47	110.57	(104.47)	0.00	(104.47)
01 2320 150 000	EXEC ADMIN - ADD'L COMP NON-INSTR	138.00	11.78	94.24	68.29	43.76	0.00	43.76
01 2320 151 000	EXEC ADMIN - ADD'L COMP PROF STAFF	825.00	56.44	451.52	54.73	373.48	0.00	373.48
01 2320 155 000	EXEC ADMIN - ADD'L COMP SUPT.	14,213.00	296.45	2,371.60	16.69	11,841.40	0.00	11,841.40
01 2320 210 000	EXEC ADMIN - GROUP INS NON-INSTR	0.00	2.10	16.80	0.00	(16.80)	0.00	(16.80)
01 2320 211 000	EXEC ADMIN - GROUP INS PROF STAFF	30,645.00	4,235.86	33,886.88	110.58	(3,241.88)	0.00	(3,241.88)
01 2320 215 000	EXEC ADMIN - GROUP INS SUPERINTENDENT	33,081.00	2,475.80	19,806.40	59.87	13,274.60	0.00	13,274.60

05/08/2026 01:02 PM

User ID: MDT

Account Number	Account Description	Revised Budget	Expended During Month	Expenditures to Date	% of Budget	Balance at EOM	P/ O Outstanding	Unencumbered Balance
01 2320 220 000	EXEC ADMIN - SOC SEC NON-INSTR	5,860.00	447.46	3,630.90	61.96	2,229.10	0.00	2,229.10
01 2320 221 000	EXEC ADMIN - SOC SEC PROF STAFF	14,463.00	1,891.09	15,128.72	104.60	(665.72)	0.00	(665.72)
01 2320 225 000	EXEC ADMIN - SOC SEC SUPERINTENDENT	16,325.00	1,540.48	7,764.29	47.56	8,560.71	0.00	8,560.71
01 2320 230 000	EXEC ADMIN - RETIREMENT NON-INSTR	4,223.00	394.61	3,206.07	75.92	1,016.93	0.00	1,016.93
01 2320 231 000	EXEC ADMIN - RETIREMENT PROF STAFF	11,798.00	1,885.65	15,085.20	127.86	(3,287.20)	0.00	(3,287.20)
01 2320 235 000	EXEC ADMIN - RETIREMENT SUPERINTENDENT	16,215.00	1,500.78	12,006.24	74.04	4,208.76	0.00	4,208.76
01 2320 237 000	EXEC ADMIN - INCR RET CONTR	9,574.00	375.54	3,009.23	31.43	6,564.77	0.00	6,564.77
01 2320 280 000	EXEC ADMIN - HEALTH BEN NON-INSTR	5,858.00	475.00	3,800.00	64.87	2,058.00	0.00	2,058.00
01 2320 281 000	EXEC ADMIN - HEALTH BENEFITS PROF STAFF	4,293.00	677.94	5,423.52	126.33	(1,130.52)	0.00	(1,130.52)
01 2320 580 000	EXEC ADMIN - TRAVEL & MILEAGE	8,879.00	569.80	4,595.91	51.76	4,283.09	0.00	4,283.09
01 2320 610 000	EXEC ADMIN - SUPPLIES	276.00	111.94	210.94	76.43	65.06	0.00	65.06
01 2320 734 000	EXEC ADMIN - HARDWARE	0.00	0.00	0.00	0.00	0.00	0.00	0.00
01 2320 810 000	EXEC ADMIN - DUES & FEES	15,380.00	195.00	2,187.00	14.22	13,193.00	0.00	13,193.00
01 2320 890 000	EXEC ADMIN - OTHER MISC	2,846.00	0.00	508.84	17.88	2,337.16	0.00	2,337.16
2320	EXECUTIVE ADMINISTRATION	697,349.00	68,334.33	543,378.28	77.92	153,970.72	0.00	153,970.72
2330	DISTRICT LEGAL SERVICES							
01 2330 314 000	DISTRICT LEGAL SERVICES - LOBBYIST FEES	30,824.00	0.00	13,900.00	45.09	16,924.00	0.00	16,924.00
01 2330 317 000	DISTRICT LEGAL SERVICES	118,161.00	1,702.50	30,615.27	25.91	87,545.73	0.00	87,545.73
2330	DISTRICT LEGAL SERVICES	148,985.00	1,702.50	44,515.27	29.88	104,469.73	0.00	104,469.73
2410	OFFICE OF THE PRINCIPAL							
01 2410 110 001	OFF/PRINCIPAL - SALARIES NON-INSTR BHS	108,044.00	9,874.16	80,309.60	74.33	27,734.40	0.00	27,734.40
01 2410 110 002	OFF/PRINCIPAL - SALARIES NON-INSTR BE	35,184.00	3,232.44	25,041.56	71.17	10,142.44	0.00	10,142.44
01 2410 110 003	OFF/PRINCIPAL - SALARIES NON-INSTR PC	166,288.00	13,535.08	106,204.79	63.87	60,083.21	0.00	60,083.21
01 2410 110 004	OFF/PRINCIPAL - SALARIES NON-INSTR HE	37,527.00	3,613.09	27,719.22	73.86	9,807.78	0.00	9,807.78
01 2410 110 005	OFF/PRINCIPAL - SALARIES NON-INSTR BMS	71,553.00	6,128.86	47,198.53	65.96	24,354.47	0.00	24,354.47
01 2410 110 006	OFF/PRINCIPAL - SALARIES NON-INSTR AP	37,558.00	10,158.99	81,705.04	217.54	(44,147.04)	0.00	(44,147.04)
01 2410 110 007	OFF/PRINCIPAL - SALARIES NON-INSTR SE	37,845.00	3,298.49	26,971.14	71.27	10,873.86	0.00	10,873.86
01 2410 110 008	OFF/PRINCIPAL - SALARIES NON-INSTR BSMS	65,666.00	6,285.61	49,361.52	75.17	16,304.48	0.00	16,304.48
01 2410 111 001	OFF/PRINCIPAL - SALARIES PRINCIPAL BHS	331,808.00	25,150.55	201,204.40	60.64	130,603.60	0.00	130,603.60
01 2410 111 002	OFF/PRINCIPAL - SALARIES PRINCIPAL BE	112,341.00	8,723.65	69,789.20	62.12	42,551.80	0.00	42,551.80
01 2410 111 003	OFF/PRINCIPAL - SALARIES PRINCIPAL PC	114,818.00	8,916.02	71,328.16	62.12	43,489.84	0.00	43,489.84
01 2410 111 004	OFF/PRINCIPAL - SALARIES PRINCIPAL HE	112,341.00	8,723.65	69,789.20	62.12	42,551.80	0.00	42,551.80
01 2410 111 005	OFF/PRINCIPAL - SALARIES PRINCIPAL BMS	194,649.00	15,115.08	120,920.64	62.12	73,728.36	0.00	73,728.36
01 2410 111 006	OFF/PRINCIPAL - SALARIES PRINCIPAL AP	138,951.00	10,790.00	86,320.00	62.12	52,631.00	0.00	52,631.00
01 2410 111 007	OFF/PRINCIPAL - SALARIES PRINCIPAL SE	115,793.00	8,991.67	71,933.36	62.12	43,859.64	0.00	43,859.64
01 2410 111 008	OFF/PRINCIPAL - SALARIES PRINCIPAL BSMS	178,268.00	14,561.75	116,494.00	65.35	61,774.00	0.00	61,774.00
01 2410 120 001	OFF/PRINCIPAL - SUBS NON-INSTR BHS	0.00	0.00	0.00	0.00	0.00	0.00	0.00
01 2410 120 002	OFF/PRINCIPAL - SUBS NON-INSTR BE	960.00	0.00	234.05	24.38	725.95	0.00	725.95
01 2410 120 003	OFF/PRINCIPAL - SUBS NON-INSTR PC	1,312.00	163.79	965.17	73.56	346.83	0.00	346.83
01 2410 120 004	OFF/PRINCIPAL - SUBS NON-INSTR HE	247.00	0.00	0.00	0.00	247.00	0.00	247.00
01 2410 120 005	OFF/PRINCIPAL - SUBS NON-INSTR BMS	0.00	0.00	226.13	0.00	(226.13)	0.00	(226.13)
01 2410 120 006	OFF/PRINCIPAL - SUBS NON-INSTR AP	0.00	0.00	0.00	0.00	0.00	0.00	0.00
01 2410 120 007	OFF/PRINCIPAL - SUBS NON-INSTR SE	1,041.00	0.00	0.00	0.00	1,041.00	0.00	1,041.00
01 2410 120 008	OFF/PRINCIPAL - SUBS NON-INSTR BSMS	19,203.00	0.00	0.00	0.00	19,203.00	0.00	19,203.00
01 2410 130 001	OFF/PRINCIPAL - OT NON-INSTR BHS	2,916.00	195.80	1,830.27	62.77	1,085.73	0.00	1,085.73
01 2410 130 002	OFF/PRINCIPAL - OT NON-INSTR BE	3,919.00	467.21	2,958.77	75.50	960.23	0.00	960.23
01 2410 130 003	OFF/PRINCIPAL - OT NON-INSTR PC	618.00	18.51	363.28	58.78	254.72	0.00	254.72
01 2410 130 004	OFF/PRINCIPAL - OT NON-INSTR HE	1,264.00	114.00	970.74	76.80	293.26	0.00	293.26
01 2410 130 005	OFF/PRINCIPAL - OT NON-INSTR BMS	2,894.00	403.28	2,922.10	100.97	(28.10)	0.00	(28.10)
01 2410 130 006	OFF/PRINCIPAL - OT NON-INSTR AP	3,821.00	180.63	2,101.90	55.01	1,719.10	0.00	1,719.10
01 2410 130 007	OFF/PRINCIPAL - OT NON-INSTR SE	1,597.00	73.61	1,340.36	83.93	256.64	0.00	256.64
01 2410 130 008	OFF/PRINCIPAL - OT NON-INSTR BSMS	1,761.00	26.27	992.01	56.33	768.99	0.00	768.99
01 2410 150 001	OFF/PRINCIPAL - ADD'L COMP NON-INSTR BHS	7,314.00	2,158.16	5,415.98	74.05	1,898.02	0.00	1,898.02
01 2410 150 002	OFF/PRINCIPAL - ADD'L COMP NON-INSTR BE	0.00	7.28	137.08	0.00	(137.08)	0.00	(137.08)

05/08/2026 01:02 PM

User ID: MDT

Account Number	Account Description	Revised Budget	Expended During Month	Expenditures to Date	% of Budget	Balance at EOM	P/ O Outstanding	Unencumbered Balance
01 2410 150 003	OFF/PRINCIPAL - ADD'L COMP NON-INSTR PC	1,570.00	30.54	329.40	20.98	1,240.60	0.00	1,240.60
01 2410 150 004	OFF/PRINCIPAL - ADD'L COMP NON-INSTR HE	0.00	8.36	66.88	0.00	(66.88)	0.00	(66.88)
01 2410 150 005	OFF/PRINCIPAL - ADD'L COMP NON-INSTR BMS	138.00	13.89	233.68	169.33	(95.68)	0.00	(95.68)
01 2410 150 006	OFF/PRINCIPAL - ADD'L COMP NON-INSTR AP	2,003.00	15.77	141.50	7.06	1,861.50	0.00	1,861.50
01 2410 150 007	OFF/PRINCIPAL - ADD'L COMP NON-INSTR SE	0.00	8.40	67.20	0.00	(67.20)	0.00	(67.20)
01 2410 150 008	OFF/PRINCIPAL - ADD'L COMP NON-INSTR BSMS	143.00	14.68	137.15	95.91	5.85	0.00	5.85
01 2410 151 001	OFF/PRINCIPAL - ADD'L COMP PRINCIPAL BHS	2,642.00	55.33	842.64	31.89	1,799.36	0.00	1,799.36
01 2410 151 002	OFF/PRINCIPAL - ADD'L COMP PRINCIPAL BE	225.00	19.19	153.52	68.23	71.48	0.00	71.48
01 2410 151 003	OFF/PRINCIPAL - ADD'L COMP PRINCIPAL PC	230.00	19.62	156.96	68.24	73.04	0.00	73.04
01 2410 151 004	OFF/PRINCIPAL - ADD'L COMP PRINCIPAL HE	225.00	19.19	153.52	68.23	71.48	0.00	71.48
01 2410 151 005	OFF/PRINCIPAL - ADD'L COMP PRINCIPAL BMS	1,311.00	33.25	266.00	20.29	1,045.00	0.00	1,045.00
01 2410 151 006	OFF/PRINCIPAL - ADD'L COMP PRINCIPAL AP	361.00	23.74	189.92	52.61	171.08	0.00	171.08
01 2410 151 007	OFF/PRINCIPAL - ADD'L COMP PRINCIPAL SE	232.00	19.78	158.24	68.21	73.76	0.00	73.76
01 2410 151 008	OFF/PRINCIPAL - ADD'L COMP PRINCIPAL BSMS	1,258.00	32.03	256.24	20.37	1,001.76	0.00	1,001.76
01 2410 210 001	OFF/PRINCIPAL - GROUP INS NON-INSTR BHS	1,134.00	917.17	1,398.14	123.29	(264.14)	0.00	(264.14)
01 2410 210 002	OFF/PRINCIPAL - GROUP INS NON-INSTR BE	0.00	2.10	16.80	0.00	(16.80)	0.00	(16.80)
01 2410 210 003	OFF/PRINCIPAL - GROUP INS NON-INSTR PC	30,871.00	2,122.13	16,977.04	54.99	13,893.96	0.00	13,893.96
01 2410 210 004	OFF/PRINCIPAL - GROUP INS NON-INSTR HE	0.00	2.10	16.80	0.00	(16.80)	0.00	(16.80)
01 2410 210 005	OFF/PRINCIPAL - GROUP INS NON-INSTR BMS	9,176.00	4.20	33.60	0.37	9,142.40	0.00	9,142.40
01 2410 210 006	OFF/PRINCIPAL - GROUP INS NON-INSTR AP	247.00	2,120.03	16,958.14	6,865.64	(16,711.14)	0.00	(16,711.14)
01 2410 210 007	OFF/PRINCIPAL - GROUP INS NON-INSTR SE	12,195.00	912.97	7,303.76	59.89	4,891.24	0.00	4,891.24
01 2410 210 008	OFF/PRINCIPAL - GROUP INS NON-INSTR BSMS	0.00	4.20	33.60	0.00	(33.60)	0.00	(33.60)
01 2410 211 001	OFF/PRINCIPAL - GROUP INS PRINCIPAL BHS	63,367.00	4,335.37	34,682.96	54.73	28,684.04	0.00	28,684.04
01 2410 211 002	OFF/PRINCIPAL - GROUP INS PRINCIPAL BE	0.00	2.10	16.80	0.00	(16.80)	0.00	(16.80)
01 2410 211 003	OFF/PRINCIPAL - GROUP INS PRINCIPAL PC	21,659.00	1,634.13	13,073.04	60.36	8,585.96	0.00	8,585.96
01 2410 211 004	OFF/PRINCIPAL - GROUP INS PRINCIPAL HE	22,000.00	1,411.74	11,293.92	51.34	10,706.08	0.00	10,706.08
01 2410 211 005	OFF/PRINCIPAL - GROUP INS PRINCIPAL BMS	0.00	34.36	274.88	0.00	(274.88)	0.00	(274.88)
01 2410 211 006	OFF/PRINCIPAL - GROUP INS PRINCIPAL AP	32,597.00	2,456.90	19,655.20	60.30	12,941.80	0.00	12,941.80
01 2410 211 007	OFF/PRINCIPAL - GROUP INS PRINCIPAL SE	28,288.00	2,117.93	16,943.44	59.90	11,344.56	0.00	11,344.56
01 2410 211 008	OFF/PRINCIPAL - GROUP INS PRINCIPAL BSMS	49,222.00	3,685.36	29,482.88	59.90	19,739.12	0.00	19,739.12
01 2410 220 001	OFF/PRINCIPAL - SOC SEC NON-INSTR BHS	10,250.00	997.74	7,218.72	70.43	3,031.28	0.00	3,031.28
01 2410 220 002	OFF/PRINCIPAL - SOC SEC NON-INSTR BE	3,095.00	283.58	2,170.46	70.13	924.54	0.00	924.54
01 2410 220 003	OFF/PRINCIPAL - SOC SEC NON-INSTR PC	13,776.00	1,087.16	8,534.99	61.96	5,241.01	0.00	5,241.01
01 2410 220 004	OFF/PRINCIPAL - SOC SEC NON-INSTR HE	3,480.00	317.64	2,454.90	70.54	1,025.10	0.00	1,025.10
01 2410 220 005	OFF/PRINCIPAL - SOC SEC NON-INSTR BMS	6,732.00	600.85	4,670.10	69.37	2,061.90	0.00	2,061.90
01 2410 220 006	OFF/PRINCIPAL - SOC SEC NON-INSTR AP	3,807.00	793.47	6,400.40	168.12	(2,593.40)	0.00	(2,593.40)
01 2410 220 007	OFF/PRINCIPAL - SOC SEC NON-INSTR SE	3,148.00	258.61	2,170.98	68.96	977.02	0.00	977.02
01 2410 220 008	OFF/PRINCIPAL - SOC SEC NON-INSTR BSMS	5,704.00	515.86	4,117.59	72.19	1,586.41	0.00	1,586.41
01 2410 221 001	OFF/PRINCIPAL - SOC SEC PRINCIPAL BHS	26,946.00	1,935.34	15,513.32	57.57	11,432.68	0.00	11,432.68
01 2410 221 002	OFF/PRINCIPAL - SOC SEC PRINCIPAL BE	9,733.00	724.28	5,794.24	59.53	3,938.76	0.00	3,938.76
01 2410 221 003	OFF/PRINCIPAL - SOC SEC PRINCIPAL PC	8,933.00	678.52	5,428.17	60.77	3,504.83	0.00	3,504.83
01 2410 221 004	OFF/PRINCIPAL - SOC SEC PRINCIPAL HE	8,426.00	640.83	5,126.64	60.84	3,299.36	0.00	3,299.36
01 2410 221 005	OFF/PRINCIPAL - SOC SEC PRINCIPAL BMS	15,574.00	1,172.97	9,383.76	60.25	6,190.24	0.00	6,190.24
01 2410 221 006	OFF/PRINCIPAL - SOC SEC PRINCIPAL AP	10,786.00	818.56	6,548.48	60.71	4,237.52	0.00	4,237.52
01 2410 221 007	OFF/PRINCIPAL - SOC SEC PRINCIPAL SE	8,852.00	672.53	5,380.24	60.78	3,471.76	0.00	3,471.76
01 2410 221 008	OFF/PRINCIPAL - SOC SEC PRINCIPAL BSMS	13,596.00	1,097.18	8,777.44	64.56	4,818.56	0.00	4,818.56
01 2410 230 001	OFF/PRINCIPAL - RETIREMENT NON-INSTR BHS	6,948.00	761.10	6,070.93	87.38	877.07	0.00	877.07
01 2410 230 002	OFF/PRINCIPAL - RETIREMENT NON-INSTR BE	2,401.00	271.92	2,063.81	85.96	337.19	0.00	337.19
01 2410 230 003	OFF/PRINCIPAL - RETIREMENT NON-INSTR PC	10,335.00	996.18	7,839.00	75.85	2,496.00	0.00	2,496.00
01 2410 230 004	OFF/PRINCIPAL - RETIREMENT NON-INSTR HE	2,394.00	273.94	2,108.72	88.08	285.28	0.00	285.28
01 2410 230 005	OFF/PRINCIPAL - RETIREMENT NON-INSTR BMS	4,592.00	480.11	3,692.87	80.42	899.13	0.00	899.13
01 2410 230 006	OFF/PRINCIPAL - RETIREMENT NON-INSTR AP	2,606.00	759.96	6,159.80	236.37	(3,553.80)	0.00	(3,553.80)
01 2410 230 007	OFF/PRINCIPAL - RETIREMENT NON-INSTR SE	2,432.00	247.85	2,080.88	85.56	351.12	0.00	351.12
01 2410 230 008	OFF/PRINCIPAL - RETIREMENT NON-INSTR BSMS	4,165.00	463.92	3,702.44	88.89	462.56	0.00	462.56
01 2410 231 001	OFF/PRINCIPAL - RETIREMENT PRINCIPAL BHS	20,682.00	1,848.57	14,817.96	71.65	5,864.04	0.00	5,864.04

05/08/2026 01:02 PM

User ID: MDT

Account Number	Account Description	Revised Budget	Expended During Month	Expenditures to Date	% of Budget	Balance at EOM	P/ O Outstanding	Unencumbered Balance
01 2410 733 001	OFF/PRINCIPAL - FURN & EQUIP BHS	0.00	0.00	0.00	0.00	0.00	0.00	0.00
01 2410 733 002	OFF/PRINCIPAL - FURN & EQUIP BE	0.00	0.00	0.00	0.00	0.00	0.00	0.00
01 2410 733 003	OFF/PRINCIPAL - FURN & EQUIP PC	0.00	0.00	0.00	0.00	0.00	658.00	(658.00)
01 2410 733 004	OFF/PRINCIPAL - FURN & EQUIP HE	0.00	2,490.38	2,838.35	0.00	(2,838.35)	0.00	(2,838.35)
01 2410 733 005	OFF/PRINCIPAL - FURN & EQUIP BMS	0.00	0.00	0.00	0.00	0.00	0.00	0.00
01 2410 733 006	OFF/PRINCIPAL - FURN & EQUIP AP	0.00	0.00	5,650.19	0.00	(5,650.19)	0.00	(5,650.19)
01 2410 733 007	OFF/PRINCIPAL - FURN & EQUIP SE	2,187.00	0.00	0.00	0.00	2,187.00	0.00	2,187.00
01 2410 733 008	OFF/PRINCIPAL - FURN & EQUIP BSMS	0.00	0.00	0.00	0.00	0.00	0.00	0.00
01 2410 810 001	OFF/PRINCIPAL - DUES & FEES BHS	23,369.00	5,758.00	18,773.60	80.34	4,595.40	0.00	4,595.40
01 2410 810 002	OFF/PRINCIPAL - DUES & FEES BE	1,161.00	0.00	0.00	0.00	1,161.00	0.00	1,161.00
01 2410 810 003	OFF/PRINCIPAL - DUES & FEES PC	0.00	0.00	435.00	0.00	(435.00)	0.00	(435.00)
01 2410 810 004	OFF/PRINCIPAL - DUES & FEES HE	782.00	0.00	735.00	93.99	47.00	0.00	47.00
01 2410 810 005	OFF/PRINCIPAL - DUES & FEES BMS	3,453.00	0.00	0.00	0.00	3,453.00	0.00	3,453.00
01 2410 810 006	OFF/PRINCIPAL - DUES & FEES AP	2,818.00	0.00	50.00	1.77	2,768.00	0.00	2,768.00
01 2410 810 007	OFF/PRINCIPAL - DUES & FEES SE	1,565.00	0.00	50.00	3.19	1,515.00	0.00	1,515.00
01 2410 810 008	OFF/PRINCIPAL - DUES & FEES BSMS	4,626.00	0.00	0.00	0.00	4,626.00	0.00	4,626.00
01 2410 890 001	OFF/PRINCIPAL - OTHER MISC BHS	1,158.00	0.00	0.00	0.00	1,158.00	0.00	1,158.00
01 2410 890 002	OFF/PRINCIPAL - OTHER MISC BE	4,215.00	0.00	0.00	0.00	4,215.00	0.00	4,215.00
01 2410 890 003	OFF/PRINCIPAL - OTHER MISC PC	140.00	0.00	0.00	0.00	140.00	0.00	140.00
01 2410 890 004	OFF/PRINCIPAL - OTHER MISC HE	1,594.00	0.00	0.00	0.00	1,594.00	0.00	1,594.00
01 2410 890 005	OFF/PRINCIPAL - OTHER MISC BMS	1,704.00	0.00	0.00	0.00	1,704.00	0.00	1,704.00
01 2410 890 006	OFF/PRINCIPAL - OTHER MISC AP	0.00	0.00	0.00	0.00	0.00	0.00	0.00
01 2410 890 007	OFF/PRINCIPAL - OTHER MISC SE	0.00	0.00	0.00	0.00	0.00	0.00	0.00
01 2410 890 008	OFF/PRINCIPAL - OTHER MISC BSMS	1,125.00	0.00	0.00	0.00	1,125.00	0.00	1,125.00
2410	OFFICE OF THE PRINCIPAL	2,679,622.00	227,665.18	1,758,298.98	65.84	921,323.02	6,013.99	915,309.03
2490	SCHOOL ADMIN OTHER							
01 2490 111 001	OTH BLDG ADMIN - SALARIES AD BHS	61,831.00	4,790.88	38,327.04	61.99	23,503.96	0.00	23,503.96
01 2490 111 005	OTH BLDG ADMIN - SALARIES AD BMS	58,397.00	4,534.74	36,277.92	62.12	22,119.08	0.00	22,119.08
01 2490 111 008	OTH BLDG ADMIN - SALARIES AD BSMS	45,226.00	4,221.33	33,770.64	74.67	11,455.36	0.00	11,455.36
01 2490 151 001	OTH BLDG ADMIN - ADD'L COMP AD BHS	0.00	10.54	84.32	0.00	(84.32)	0.00	(84.32)
01 2490 151 005	OTH BLDG ADMIN - ADD'L COMP AD BMS	0.00	9.98	79.84	0.00	(79.84)	0.00	(79.84)
01 2490 151 008	OTH BLDG ADMIN - ADD'L COMP AD BSMS	0.00	9.29	74.32	0.00	(74.32)	0.00	(74.32)
01 2490 211 001	OTH BLDG ADMIN - GROUP INS AD BHS	432.00	32.26	258.08	59.74	173.92	0.00	173.92
01 2490 211 005	OTH BLDG ADMIN - GROUP INS AD BMS	0.00	32.25	258.00	0.00	(258.00)	0.00	(258.00)
01 2490 211 008	OTH BLDG ADMIN - GROUP INS AD BSMS	16,407.00	1,228.44	9,827.52	59.90	6,579.48	0.00	6,579.48
01 2490 220 005	OTH BLDG ADMIN - SOC SEC NON-INSTR BMS	0.00	0.00	0.00	0.00	0.00	0.00	0.00
01 2490 221 001	OTH BLDG ADMIN - SOC SEC AD BHS	5,052.00	383.09	3,064.72	60.66	1,987.28	0.00	1,987.28
01 2490 221 005	OTH BLDG ADMIN - SOC SEC AD BMS	4,586.00	347.44	2,779.54	60.61	1,806.46	0.00	1,806.46
01 2490 221 008	OTH BLDG ADMIN - SOC SEC AD BSMS	3,474.00	318.82	2,550.58	73.42	923.42	0.00	923.42
01 2490 231 001	OTH BLDG ADMIN - RETIREMENT AD BHS	3,825.00	352.13	2,817.04	73.65	1,007.96	0.00	1,007.96
01 2490 231 005	OTH BLDG ADMIN - RETIREMENT AD BMS	3,621.00	333.30	2,666.40	73.64	954.60	0.00	954.60
01 2490 231 008	OTH BLDG ADMIN - RETIREMENT AD BSMS	2,794.00	310.27	2,482.16	88.84	311.84	0.00	311.84
01 2490 237 001	OTH BLDG ADMIN - INCR RET CONTR AD BHS	1,153.00	34.98	279.84	24.27	873.16	0.00	873.16
01 2490 237 005	OTH BLDG ADMIN - INCR RET CONTR AD BMS	1,091.00	33.10	264.80	24.27	826.20	0.00	826.20
01 2490 237 008	OTH BLDG ADMIN - INCR RET CONTR AD BSMS	822.00	30.81	246.50	29.99	575.50	0.00	575.50
01 2490 281 001	OTH BLDG ADMIN - HEALTH BEN AD BHS	2,564.00	206.30	1,650.40	64.37	913.60	0.00	913.60
01 2490 281 005	OTH BLDG ADMIN - HEALTH BEN AD BMS	1,464.00	103.15	825.20	56.37	638.80	0.00	638.80
01 2490 281 008	OTH BLDG ADMIN - HEALTH BEN AD BSMS	0.00	0.00	0.00	0.00	0.00	0.00	0.00
01 2490 810 001	OTH BLDG ADMIN - DUES & FEES BHS	0.00	0.00	0.00	0.00	0.00	0.00	0.00
01 2490 810 005	OTH BLDG ADMIN - DUES & FEES BMS	0.00	0.00	0.00	0.00	0.00	0.00	0.00
01 2490 810 008	OTH BLDG ADMIN - DUES & FEES BSMS	0.00	0.00	0.00	0.00	0.00	0.00	0.00
2490	SCHOOL ADMIN OTHER	212,739.00	17,323.10	138,584.86	65.14	74,154.14	0.00	74,154.14
2510	FISCAL SERVICES							
01 2510 110 000	FISCAL SERV - SALARIES NON-INSTR	127,956.00	9,717.18	76,082.57	59.46	51,873.43	0.00	51,873.43

05/08/2026 01:02 PM

User ID: MDT

Account Number	Account Description	Revised Budget	Expended During Month	Expenditures to Date	% of Budget	Balance at EOM	P/ O Outstanding	Unencumbered Balance
01 2570 735 000	PERSONNEL SERVICES - SOFTWARE	0.00	0.00	0.00	0.00	0.00	0.00	0.00
01 2570 810 000	PERSONNEL SERVICES - DUES & FEES	18,587.00	1,219.85	10,804.95	58.13	7,782.05	0.00	7,782.05
01 2570 890 000	PERSONNEL SERVICES - OTHER MISC	0.00	0.00	0.00	0.00	0.00	0.00	0.00
2570	PERSONNEL SERVICES	29,430.00	2,969.85	18,442.69	62.67	10,987.31	0.00	10,987.31
2580	ADMIN TECH SERVICES							
01 2580 110 000	ADMIN TECH SERV - SALARIES NON-INSTR	77,592.00	3,960.23	31,150.83	40.15	46,441.17	0.00	46,441.17
01 2580 130 000	ADMIN TECH SERV - OT SALARIES NON-INSTR	504.00	116.41	480.57	95.35	23.43	0.00	23.43
01 2580 150 000	ADMIN TECH SERV - ADD'L COMP NON-INSTR	0.00	8.58	68.64	0.00	(68.64)	0.00	(68.64)
01 2580 210 000	ADMIN TECH SERV - GROUP INS NON-INSTR	2,684.00	2.10	16.80	0.63	2,667.20	0.00	2,667.20
01 2580 220 000	ADMIN TECH SERV - SOC SEC NON-INSTR	6,088.00	383.91	2,996.24	49.22	3,091.76	0.00	3,091.76
01 2580 230 000	ADMIN TECH SERV - RETIREMENT NON-INSTR	4,834.00	299.63	2,324.92	48.10	2,509.08	0.00	2,509.08
01 2580 237 000	ADMIN TECH SERV - INCR RET CONTR	1,416.00	29.76	230.92	16.31	1,185.08	0.00	1,185.08
01 2580 280 000	ADMIN TECH SERV - HEALTH BEN NON-INSTR	1,953.00	950.00	7,600.00	389.14	(5,647.00)	0.00	(5,647.00)
01 2580 580 000	ADMIN TECH SERV - TRAVEL & MILEAGE	0.00	0.00	0.00	0.00	0.00	0.00	0.00
2580	ADMIN TECH SERVICES	95,071.00	5,750.62	44,868.92	47.20	50,202.08	0.00	50,202.08
2590	CENTRAL SRVCS							
01 2590 110 000	CENTR SRVCS - SALARIES NON-INSTR DIST	53,830.00	7,991.47	63,084.67	117.19	(9,254.67)	0.00	(9,254.67)
01 2590 130 000	CENTR SRVCS - OT SALARIES NON-INSTR DIST	279.00	20.44	160.62	57.57	118.38	0.00	118.38
01 2590 150 000	CENTR SRVCS - ADD'L COMP NON-INSTR DIS	202.00	17.75	142.00	70.30	60.00	0.00	60.00
01 2590 210 000	CENTR SRVCS - GROUP INS NON-INSTR DIST	0.00	915.07	7,320.56	0.00	(7,320.56)	0.00	(7,320.56)
01 2590 220 000	CENTR SRVCS - SOC SEC NON-INSTR DIST	5,216.00	613.79	4,845.18	92.89	370.82	0.00	370.82
01 2590 230 000	CENTR SRVCS - RETIREMENT NON-INSTR DIST	3,350.00	588.87	4,648.51	138.76	(1,298.51)	0.00	(1,298.51)
01 2590 237 000	CENTR SRVCS - INCR RET CONTR DIST	1,006.00	58.49	461.69	45.89	544.31	0.00	544.31
01 2590 280 000	CENTR SRVCS - HEALTH BEN NON-INSTR DIST	11,716.00	0.00	0.00	0.00	11,716.00	0.00	11,716.00
2590	CENTRAL SRVCS	75,599.00	10,205.88	80,663.23	106.70	(5,064.23)	0.00	(5,064.23)
2610	OP OF BLDGS							
01 2610 110 000	OP OF BLDGS - SALARIES NON-INSTR DIST	66,463.00	4,830.82	38,424.45	57.81	28,038.55	0.00	28,038.55
01 2610 110 001	OP OF BLDGS - SALARIES NON-INSTR BHS	117,818.00	9,126.03	73,529.65	62.41	44,288.35	0.00	44,288.35
01 2610 110 002	OP OF BLDGS - SALARIES NON-INSTR BE	70,611.00	5,606.06	43,008.53	60.91	27,602.47	0.00	27,602.47
01 2610 110 003	OP OF BLDGS - SALARIES NON-INSTR PC	64,010.00	4,905.13	43,242.08	67.56	20,767.92	0.00	20,767.92
01 2610 110 004	OP OF BLDGS - SALARIES NON-INSTR HE	57,639.00	4,481.48	35,847.81	62.19	21,791.19	0.00	21,791.19
01 2610 110 005	OP OF BLDGS - SALARIES NON-INSTR BMS	97,508.00	7,727.65	60,778.48	62.33	36,729.52	0.00	36,729.52
01 2610 110 006	OP OF BLDGS - SALARIES NON-INSTR AP	69,381.00	4,305.12	44,562.10	64.23	24,818.90	0.00	24,818.90
01 2610 110 007	OP OF BLDGS - SALARIES NON-INSTR SE	58,198.00	4,626.10	36,309.09	62.39	21,888.91	0.00	21,888.91
01 2610 110 008	OP OF BLDGS - SALARIES NON-INSTR BSMS	80,762.00	6,289.57	49,764.79	61.62	30,997.21	0.00	30,997.21
01 2610 116 000	OP OF BLDGS - SALARIES PROF NON-CER DIST	107,263.00	8,329.37	66,634.96	62.12	40,628.04	0.00	40,628.04
01 2610 120 000	OP OF BLDGS - TEMP SALARIES NON-INSTR DIST	24,234.00	0.00	333.26	1.38	23,900.74	0.00	23,900.74
01 2610 130 000	OP OF BLDGS - OT SALARIES NON-INSTR DIST	11,931.00	506.95	6,079.71	50.96	5,851.29	0.00	5,851.29
01 2610 130 001	OP OF BLDGS - OT SALARIES NON-INSTR BHS	17,993.00	1,638.86	10,785.51	59.94	7,207.49	0.00	7,207.49
01 2610 130 002	OP OF BLDGS - OT SALARIES NON-INSTR BE	15,824.00	1,819.14	13,152.44	83.12	2,671.56	0.00	2,671.56
01 2610 130 003	OP OF BLDGS - OT SALARIES NON-INSTR PC	19,467.00	1,772.58	9,203.97	47.28	10,263.03	0.00	10,263.03
01 2610 130 004	OP OF BLDGS - OT SALARIES NON-INSTR HE	12,910.00	1,083.23	7,406.02	57.37	5,503.98	0.00	5,503.98
01 2610 130 005	OP OF BLDGS - OT SALARIES NON-INSTR BMS	8,826.00	1,043.61	7,207.18	81.66	1,618.82	0.00	1,618.82
01 2610 130 006	OP OF BLDGS - OT SALARIES NON-INSTR AP	9,017.00	0.00	4,297.03	47.65	4,719.97	0.00	4,719.97
01 2610 130 007	OP OF BLDGS - OT SALARIES NON-INSTR SE	3,309.00	179.15	2,665.35	80.55	643.65	0.00	643.65
01 2610 130 008	OP OF BLDGS - OT SALARIES NON-INSTR BSMS	9,632.00	580.58	7,323.17	76.03	2,308.83	0.00	2,308.83
01 2610 150 000	OP OF BLDGS - ADD'L COMP NON-INSTR DIST	427.00	10.24	81.92	19.19	345.08	0.00	345.08
01 2610 150 001	OP OF BLDGS - ADD'L COMP NON-INSTR BHS	233.00	19.89	159.12	68.29	73.88	0.00	73.88
01 2610 150 002	OP OF BLDGS - ADD'L COMP NON-INSTR BE	134.00	11.47	91.76	68.48	42.24	0.00	42.24
01 2610 150 003	OP OF BLDGS - ADD'L COMP NON-INSTR PC	761.00	40.44	323.52	42.51	437.48	0.00	437.48
01 2610 150 004	OP OF BLDGS - ADD'L COMP NON-INSTR HE	112.00	9.59	76.72	68.50	35.28	0.00	35.28
01 2610 150 005	OP OF BLDGS - ADD'L COMP NON-INSTR BMS	854.00	46.56	372.48	43.62	481.52	0.00	481.52
01 2610 150 006	OP OF BLDGS - ADD'L COMP NON-INSTR AP	135.00	39.15	147.54	109.29	(12.54)	0.00	(12.54)
01 2610 150 007	OP OF BLDGS - ADD'L COMP NON-INSTR SE	574.00	39.92	319.36	55.64	254.64	0.00	254.64

05/08/2026 01:02 PM

User ID: MDT

Account Number	Account Description	Revised Budget	Expended During Month	Expenditures to Date	% of Budget	Balance at EOM	P/ O Outstanding	Unencumbered Balance
01 2610 350 004	OP OF BLDGS - TECH SERVICES HE	0.00	0.00	0.00	0.00	0.00	0.00	0.00
01 2610 382 000	OP OF BLDGS - DISTANCE ED & TELECOM DIST	12,517.00	688.61	5,856.57	46.79	6,660.43	0.00	6,660.43
01 2610 382 001	OP OF BLDGS - DISTANCE ED & TELECOM BHS	3,284.00	212.98	1,702.73	51.85	1,581.27	0.00	1,581.27
01 2610 382 002	OP OF BLDGS - DISTANCE ED & TELECOM BE	2,185.00	141.76	1,132.38	51.83	1,052.62	0.00	1,052.62
01 2610 382 003	OP OF BLDGS - DISTANCE ED & TELECOM PC	2,134.00	138.43	1,106.69	51.86	1,027.31	0.00	1,027.31
01 2610 382 004	OP OF BLDGS - DISTANCE ED & TELECOM HE	2,020.00	131.08	1,047.89	51.88	972.11	0.00	972.11
01 2610 382 005	OP OF BLDGS - DISTANCE ED & TELECOM BMS	1,066.00	69.14	552.73	51.85	513.27	0.00	513.27
01 2610 382 006	OP OF BLDGS - DISTANCE ED & TELECOM AP	2,525.00	163.85	1,310.00	51.88	1,215.00	0.00	1,215.00
01 2610 382 007	OP OF BLDGS - DISTANCE ED & TELECOM SE	1,010.00	65.54	523.93	51.87	486.07	0.00	486.07
01 2610 382 008	OP OF BLDGS - DISTANCE ED & TELECOM BSMS	1,515.00	98.31	785.91	51.88	729.09	0.00	729.09
01 2610 410 001	OP OF BLDGS - WATER & SEWER BHS	0.00	0.00	0.00	0.00	0.00	0.00	0.00
01 2610 410 002	OP OF BLDGS - WATER & SEWER BE	0.00	0.00	0.00	0.00	0.00	0.00	0.00
01 2610 410 003	OP OF BLDGS - WATER & SEWER PC	0.00	0.00	0.00	0.00	0.00	0.00	0.00
01 2610 410 004	OP OF BLDGS - WATER & SEWER HE	0.00	0.00	0.00	0.00	0.00	0.00	0.00
01 2610 410 005	OP OF BLDGS - WATER & SEWER BMS	0.00	0.00	0.00	0.00	0.00	0.00	0.00
01 2610 410 006	OP OF BLDGS - WATER & SEWER AP	0.00	0.00	0.00	0.00	0.00	0.00	0.00
01 2610 410 007	OP OF BLDGS - WATER & SEWER SE	0.00	0.00	0.00	0.00	0.00	0.00	0.00
01 2610 410 008	OP OF BLDGS - WATER & SEWER BSMS	0.00	0.00	0.00	0.00	0.00	0.00	0.00
01 2610 431 000	OP OF BLDGS - REPAIRS & MAINT DIST	52,998.00	710.61	6,188.11	11.68	46,809.89	0.00	46,809.89
01 2610 431 001	OP OF BLDGS - REPAIRS & MAINT BHS	220,049.00	17,741.60	130,169.33	68.49	89,879.67	20,536.65	69,343.02
01 2610 431 002	OP OF BLDGS - REPAIRS & MAINT BE	59,407.00	5,529.36	44,620.62	97.83	14,786.38	13,498.51	1,287.87
01 2610 431 003	OP OF BLDGS - REPAIRS & MAINT PC	20,103.00	5,224.00	14,663.03	105.25	5,439.97	6,496.00	(1,056.03)
01 2610 431 004	OP OF BLDGS - REPAIRS & MAINT HE	130,623.00	3,092.50	81,288.93	68.52	49,334.07	8,209.00	41,125.07
01 2610 431 005	OP OF BLDGS - REPAIRS & MAINT BMS	107,619.00	9,173.39	62,686.62	63.93	44,932.38	6,111.00	38,821.38
01 2610 431 006	OP OF BLDGS - REPAIRS & MAINT AP	62,375.00	4,205.90	30,410.19	49.52	31,964.81	475.00	31,489.81
01 2610 431 007	OP OF BLDGS - REPAIRS & MAINT SE	51,400.00	23.90	22,489.70	66.45	28,910.30	11,664.08	17,246.22
01 2610 431 008	OP OF BLDGS - REPAIRS & MAINT BSMS	1,091.00	2,848.00	13,312.15	1,220.18	(12,221.15)	0.00	(12,221.15)
01 2610 440 000	OP OF BLDGS - RENTALS DIST	208,900.00	13,453.70	109,397.26	52.37	99,502.74	0.00	99,502.74
01 2610 440 001	OP OF BLDGS - RENTALS BHS	0.00	0.00	0.00	0.00	0.00	0.00	0.00
01 2610 440 002	OP OF BLDGS - RENTALS BE	623.00	42.00	332.00	53.29	291.00	0.00	291.00
01 2610 440 003	OP OF BLDGS - RENTALS PC	0.00	0.00	0.00	0.00	0.00	0.00	0.00
01 2610 440 004	OP OF BLDGS - RENTALS HE	1,110.00	0.00	0.00	0.00	1,110.00	0.00	1,110.00
01 2610 440 005	OP OF BLDGS - RENTALS BMS	0.00	0.00	0.00	0.00	0.00	0.00	0.00
01 2610 440 006	OP OF BLDGS - RENTALS AP	0.00	0.00	860.00	0.00	(860.00)	0.00	(860.00)
01 2610 440 007	OP OF BLDGS - RENTALS SE	0.00	0.00	0.00	0.00	0.00	0.00	0.00
01 2610 440 008	OP OF BLDGS - RENTALS BSMS	0.00	0.00	0.00	0.00	0.00	0.00	0.00
01 2610 520 000	OP OF BLDGS - LIABILITY INS DIST	0.00	0.00	0.00	0.00	0.00	0.00	0.00
01 2610 520 001	OP OF BLDGS - LIABILITY INS BHS	0.00	0.00	0.00	0.00	0.00	0.00	0.00
01 2610 520 002	OP OF BLDGS - LIABILITY INS BE	0.00	0.00	0.00	0.00	0.00	0.00	0.00
01 2610 520 003	OP OF BLDGS - LIABILITY INS PC	0.00	0.00	0.00	0.00	0.00	0.00	0.00
01 2610 520 004	OP OF BLDGS - LIABILITY INS HE	0.00	0.00	0.00	0.00	0.00	0.00	0.00
01 2610 520 005	OP OF BLDGS - LIABILITY INS BMS	0.00	0.00	0.00	0.00	0.00	0.00	0.00
01 2610 520 006	OP OF BLDGS - LIABILITY INS AP	0.00	0.00	0.00	0.00	0.00	0.00	0.00
01 2610 520 007	OP OF BLDGS - LIABILITY INS SE	0.00	0.00	0.00	0.00	0.00	0.00	0.00
01 2610 520 008	OP OF BLDGS - LIABILITY INS BSMS	0.00	0.00	0.00	0.00	0.00	0.00	0.00
01 2610 530 000	OP OF BLDGS - TELEPHONE DIST	0.00	0.00	0.00	0.00	0.00	0.00	0.00
01 2610 530 001	OP OF BLDGS - TELEPHONE BHS	0.00	0.00	0.00	0.00	0.00	0.00	0.00
01 2610 530 002	OP OF BLDGS - TELEPHONE BE	0.00	0.00	0.00	0.00	0.00	0.00	0.00
01 2610 530 003	OP OF BLDGS - TELEPHONE PC	0.00	0.00	0.00	0.00	0.00	0.00	0.00
01 2610 530 004	OP OF BLDGS - TELEPHONE HE	0.00	0.00	0.00	0.00	0.00	0.00	0.00
01 2610 530 005	OP OF BLDGS - TELEPHONE BMS	0.00	0.00	0.00	0.00	0.00	0.00	0.00
01 2610 530 006	OP OF BLDGS - TELEPHONE AP	0.00	0.00	0.00	0.00	0.00	0.00	0.00
01 2610 530 007	OP OF BLDGS - TELEPHONE SE	0.00	0.00	0.00	0.00	0.00	0.00	0.00
01 2610 530 008	OP OF BLDGS - TELEPHONE BSMS	0.00	0.00	0.00	0.00	0.00	0.00	0.00
01 2610 531 000	OP OF BLDGS - POSTAGE DIST	25,687.00	0.00	0.00	0.00	25,687.00	0.00	25,687.00

05/08/2026 01:02 PM

User ID: MDT

Account Number	Account Description	Revised Budget	Expended During Month	Expenditures to Date	% of Budget	Balance at EOM	P/ O Outstanding	Unencumbered Balance
01 2660 590 004	SECURITY - PURCHASED SERVICES HE	0.00	0.00	0.00	0.00	0.00	0.00	0.00
01 2660 590 005	SECURITY - PURCHASED SERVICES BMS	0.00	0.00	690.42	0.00	(690.42)	0.00	(690.42)
01 2660 590 006	SECURITY - PURCHASED SERVICES AP	0.00	0.00	0.00	0.00	0.00	0.00	0.00
01 2660 590 007	SECURITY - PURCHASED SERVICES SE	0.00	0.00	0.00	0.00	0.00	0.00	0.00
01 2660 590 008	SECURITY - PURCHASED SERVICES BSMS	0.00	0.00	0.00	0.00	0.00	0.00	0.00
01 2660 610 000	SECURITY - SUPPLIES DIST	1,499.00	0.00	0.00	0.00	1,499.00	0.00	1,499.00
01 2660 610 001	SECURITY - SUPPLIES BHS	962.00	0.00	0.00	0.00	962.00	0.00	962.00
01 2660 610 002	SECURITY - SUPPLIES BE	0.00	0.00	0.00	0.00	0.00	0.00	0.00
01 2660 610 003	SECURITY - SUPPLIES PC	0.00	0.00	0.00	0.00	0.00	0.00	0.00
01 2660 610 004	SECURITY - SUPPLIES HE	0.00	0.00	0.00	0.00	0.00	0.00	0.00
01 2660 610 005	SECURITY - SUPPLIES BMS	0.00	0.00	0.00	0.00	0.00	0.00	0.00
01 2660 610 006	SECURITY - SUPPLIES AP	0.00	0.00	0.00	0.00	0.00	0.00	0.00
01 2660 610 007	SECURITY - SUPPLIES SE	0.00	0.00	0.00	0.00	0.00	0.00	0.00
01 2660 610 008	SECURITY - SUPPLIES BSMS	0.00	0.00	233.60	0.00	(233.60)	0.00	(233.60)
01 2660 733 000	SECURITY - FURN & FIXTURES DIST	0.00	0.00	0.00	0.00	0.00	0.00	0.00
01 2660 733 001	SECURITY - FURN & FIXTURES BHS	0.00	0.00	0.00	0.00	0.00	0.00	0.00
01 2660 733 002	SECURITY - FURN & FIXTURES BE	0.00	0.00	0.00	0.00	0.00	0.00	0.00
01 2660 733 003	SECURITY - FURN & FIXTURES PC	0.00	0.00	0.00	0.00	0.00	0.00	0.00
01 2660 733 004	SECURITY - FURN & FIXTURES HE	0.00	0.00	0.00	0.00	0.00	0.00	0.00
01 2660 733 005	SECURITY - FURN & FIXTURES BMS	0.00	0.00	0.00	0.00	0.00	0.00	0.00
01 2660 733 006	SECURITY - FURN & FIXTURES AP	0.00	0.00	0.00	0.00	0.00	0.00	0.00
01 2660 733 007	SECURITY - FURN & FIXTURES SE	0.00	0.00	0.00	0.00	0.00	0.00	0.00
01 2660 733 008	SECURITY - FURN & FIXTURES BSMS	0.00	0.00	0.00	0.00	0.00	0.00	0.00
2660 SECURITY		95,843.00	0.00	86,725.11	90.49	9,117.89	0.00	9,117.89
2710 REGULAR PUPIL TRANSPORTATION								
01 2710 110 000	REG TRANSP - SALARIES NON-INSTR	369,665.00	31,131.38	256,212.20	69.31	113,452.80	0.00	113,452.80
01 2710 120 000	REG TRANSP - SUBS NON-INSTR	0.00	0.00	0.00	0.00	0.00	0.00	0.00
01 2710 130 000	REG TRANSP - OT SALARIES NON-INSTR	16,833.00	1,408.23	10,904.71	64.78	5,928.29	0.00	5,928.29
01 2710 150 000	REG TRANSP - ADD'L COMP NON-INSTR	1,096.00	6.95	55.60	5.07	1,040.40	0.00	1,040.40
01 2710 210 000	REG TRANSP - GROUP INS NON-INSTR	6,046.00	1,274.58	9,884.87	163.49	(3,838.87)	0.00	(3,838.87)
01 2710 220 000	REG TRANSP - SOC SEC NON-INSTR	30,519.00	2,511.56	20,614.91	67.55	9,904.09	0.00	9,904.09
01 2710 230 000	REG TRANSP - RETIREMENT NON-INSTR	23,255.00	2,264.51	19,040.11	81.88	4,214.89	0.00	4,214.89
01 2710 237 000	REG TRANSP - INCR RET CONTR	7,811.00	224.92	1,891.01	24.21	5,919.99	0.00	5,919.99
01 2710 280 000	REG TRANSP - HEALTH BEN NON-INSTR DIST	4,393.00	356.25	2,850.00	64.88	1,543.00	0.00	1,543.00
01 2710 332 000	REG TRANSP - MILEAGE TO PARENTS	0.00	315.38	3,523.72	0.00	(3,523.72)	0.00	(3,523.72)
01 2710 340 000	REG TRANSP - OTHER PROF SERVICES	0.00	0.00	0.00	0.00	0.00	0.00	0.00
01 2710 490 000	REG TRANSP - REPAIRS & MAINT	92,892.00	67.11	92,399.07	100.70	492.93	1,147.64	(654.71)
01 2710 510 000	REG TRANSP - CONTR STUDENT TRANSP	0.00	0.00	0.00	0.00	0.00	0.00	0.00
01 2710 510 001	REG TRANSP - CONTR STUDENT TRANSP BHS	0.00	0.00	0.00	0.00	0.00	0.00	0.00
01 2710 519 000	REG TRANSP - ST TRANSP OTHER SOURCES	367,522.00	30,481.40	253,573.46	69.00	113,948.54	0.00	113,948.54
01 2710 519 001	REG TRANSP - ST TRANSP OTHER SOURCES BHS	338.00	0.00	10,549.09	3,121.03	(10,211.09)	0.00	(10,211.09)
01 2710 610 000	REG TRANSP - SUPPLIES	20,691.00	2,570.75	28,857.95	169.61	(8,166.95)	6,236.56	(14,403.51)
01 2710 626 000	REG TRANSP - GAS & OIL	104,816.00	11,315.85	75,603.48	72.13	29,212.52	0.00	29,212.52
01 2710 732 000	REG TRANSP - VEHICLE ACQUISITION	128,435.00	0.00	0.00	0.00	128,435.00	0.00	128,435.00
01 2710 810 000	REG TRANSP - DUES & FEES	31,881.00	1,708.00	6,347.79	19.91	25,533.21	0.00	25,533.21
01 2710 890 000	REG TRANSP - OTHER MISC	0.00	0.00	0.00	0.00	0.00	0.00	0.00
2710 REGULAR PUPIL TRANSPORTATION		1,206,193.00	85,636.87	792,307.97	66.30	413,885.03	7,384.20	406,500.83
2712 SCHOOL AGE SPEC ED TRANSPORT								
01 2712 110 000	SPED TRANSP - SALARIES NON-INSTR	235,618.00	23,319.35	167,815.15	71.22	67,802.85	0.00	67,802.85
01 2712 112 000	SPED TRANSP - SALARIES INSTR AIDES	14,452.00	1,474.79	10,934.28	75.66	3,517.72	0.00	3,517.72
01 2712 120 000	SPED TRANSP - SUB NON-INSTR	0.00	0.00	0.00	0.00	0.00	0.00	0.00
01 2712 130 000	SPED TRANSP - OT SALARIES NON-INSTR	1,690.00	324.23	1,833.47	108.49	(143.47)	0.00	(143.47)
01 2712 150 000	SPED TRANSP - ADD'L COMP NON-INSTR	978.00	47.09	877.18	89.69	100.82	0.00	100.82
01 2712 152 000	SPED TRANSP - ADD'L COMP INSTR AIDES	0.00	2.84	22.72	0.00	(22.72)	0.00	(22.72)

Account Number	Account Description	Revised Budget	Expended During Month	Expenditures to Date	% of Budget	Balance at EOM	P/ O Outstanding	Unencumbered Balance
01 2712 210 000	SPED TRANSP - GROUP INS NON-INSTR	18,091.00	1,389.25	10,996.09	60.78	7,094.91	0.00	7,094.91
01 2712 212 000	SPED TRANSP - GROUP INS INSTR AIDES	4,550.00	340.60	2,724.80	59.89	1,825.20	0.00	1,825.20
01 2712 220 000	SPED TRANSP - SOC SEC NON-INSTR	19,633.00	1,887.85	13,649.29	69.52	5,983.71	0.00	5,983.71
01 2712 222 000	SPED TRANSP - SOC SEC INSTR AIDES	1,133.00	112.79	836.23	73.81	296.77	0.00	296.77
01 2712 230 000	SPED TRANSP - RETIREMENT NON-INSTR	14,736.00	1,737.79	12,505.90	84.87	2,230.10	0.00	2,230.10
01 2712 232 000	SPED TRANSP - RETIREMENT INSTR AIDES	895.00	108.40	803.66	89.79	91.34	0.00	91.34
01 2712 237 000	SPED TRANSP - INCR RET CONTR	5,304.00	183.39	1,321.94	24.92	3,982.06	0.00	3,982.06
01 2712 280 000	SPED TRANSP - HEALTH BEN NON-INSTR	12,075.00	1,000.00	8,000.00	66.25	4,075.00	0.00	4,075.00
01 2712 332 000	SPED TRANSP - MILEAGE TO PARENTS	0.00	939.60	6,849.80	0.00	(6,849.80)	0.00	(6,849.80)
01 2712 490 000	SPED TRANSP - REPAIRS & MAINT	15,896.00	4,590.94	26,781.82	172.66	(10,885.82)	663.75	(11,549.57)
01 2712 519 000	SPED TRANSP - ST TRANSP OTHER SOURCES	68,820.00	16,372.44	47,378.82	68.84	21,441.18	0.00	21,441.18
01 2712 610 000	SPED TRANSP - SUPPLIES	0.00	0.00	0.00	0.00	0.00	0.00	0.00
01 2712 626 000	SPED TRANSP - GAS & OIL	29,388.00	2,902.01	19,178.60	65.26	10,209.40	0.00	10,209.40
01 2712 732 000	SPED TRANSP - VEHICLE ACQUISITION	0.00	0.00	0.00	0.00	0.00	0.00	0.00
01 2712 890 000	SPED TRANSP - OTHER MISC	1,725.00	0.00	0.00	0.00	1,725.00	0.00	1,725.00
2712	SCHOOL AGE SPEC ED TRANSPORT	444,984.00	56,733.36	332,509.75	74.87	112,474.25	663.75	111,810.50
3400	CATEGORICAL GRANTS FROM CORPORATIONS & O							
01 3400 890 000	CAT GRANTS FROM CORP - OTHER MISC DIST	0.00	0.00	0.00	0.00	0.00	0.00	0.00
3400	CATEGORICAL GRANTS FROM CORPORATIONS & O	0.00	0.00	0.00	0.00	0.00	0.00	0.00
3535	HIGH ABILITY LEARNERS							
01 3535 111 000	HAL - SALARIES TEACHERS DIST	79,533.00	0.00	0.00	0.00	79,533.00	0.00	79,533.00
01 3535 111 002	HAL - SALARIES TEACHERS BE	0.00	6,178.96	49,431.68	0.00	(49,431.68)	0.00	(49,431.68)
01 3535 111 003	HAL - SALARIES TEACHERS PC	0.00	0.00	0.00	0.00	0.00	0.00	0.00
01 3535 111 004	HAL - SALARIES TEACHERS HE	39,767.00	3,089.48	24,715.84	62.15	15,051.16	0.00	15,051.16
01 3535 111 005	HAL - SALARIES TEACHERS BMS	0.00	0.00	0.00	0.00	0.00	0.00	0.00
01 3535 111 006	HAL - SALARIES TEACHERS AP	39,767.00	3,089.48	24,715.84	62.15	15,051.16	0.00	15,051.16
01 3535 111 007	HAL - SALARIES TEACHERS SE	0.00	0.00	0.00	0.00	0.00	0.00	0.00
01 3535 111 008	HAL - SALARIES TEACHERS BSMS	81,671.00	6,341.56	50,732.48	62.12	30,938.52	0.00	30,938.52
01 3535 151 000	HAL - ADD'L COMP TEACHERS DIST	0.00	0.00	0.00	0.00	0.00	0.00	0.00
01 3535 151 002	HAL - ADD'L COMP TEACHERS BE	160.00	13.59	108.72	67.95	51.28	0.00	51.28
01 3535 151 003	HAL - ADD'L COMP TEACHERS PC	0.00	0.00	0.00	0.00	0.00	0.00	0.00
01 3535 151 004	HAL - ADD'L COMP TEACHERS HE	0.00	6.80	54.40	0.00	(54.40)	0.00	(54.40)
01 3535 151 005	HAL - ADD'L COMP TEACHERS BMS	0.00	0.00	0.00	0.00	0.00	0.00	0.00
01 3535 151 006	HAL - ADD'L COMP TEACHERS AP	0.00	6.79	54.32	0.00	(54.32)	0.00	(54.32)
01 3535 151 007	HAL - ADD'L COMP TEACHERS SE	0.00	0.00	0.00	0.00	0.00	0.00	0.00
01 3535 151 008	HAL - ADD'L COMP TEACHERS BSMS	164.00	10.59	84.72	51.66	79.28	0.00	79.28
01 3535 211 000	HAL - GROUP INS TEACHERS DIST	32,815.00	0.00	0.00	0.00	32,815.00	0.00	32,815.00
01 3535 211 002	HAL - GROUP INS TEACHERS BE	0.00	2,456.90	19,655.20	0.00	(19,655.20)	0.00	(19,655.20)
01 3535 211 003	HAL - GROUP INS TEACHERS PC	0.00	0.00	0.00	0.00	0.00	0.00	0.00
01 3535 211 004	HAL - GROUP INS TEACHERS HE	2,747.00	1,228.46	9,827.68	357.76	(7,080.68)	0.00	(7,080.68)
01 3535 211 005	HAL - GROUP INS TEACHERS BMS	0.00	0.00	0.00	0.00	0.00	0.00	0.00
01 3535 211 006	HAL - GROUP INS TEACHERS AP	2,747.00	1,228.44	9,827.52	357.75	(7,080.52)	0.00	(7,080.52)
01 3535 211 007	HAL - GROUP INS TEACHERS SE	0.00	0.00	0.00	0.00	0.00	0.00	0.00
01 3535 211 008	HAL - GROUP INS TEACHERS BSMS	21,543.00	1,846.22	14,769.76	68.56	6,773.24	0.00	6,773.24
01 3535 221 000	HAL - SOC SEC TEACHERS DIST	6,101.00	0.00	0.00	0.00	6,101.00	0.00	6,101.00
01 3535 221 002	HAL - SOC SEC TEACHERS BE	0.00	464.54	3,716.30	0.00	(3,716.30)	0.00	(3,716.30)
01 3535 221 003	HAL - SOC SEC TEACHERS PC	0.00	0.00	0.00	0.00	0.00	0.00	0.00
01 3535 221 004	HAL - SOC SEC TEACHERS HE	3,313.00	232.53	1,860.24	56.15	1,452.76	0.00	1,452.76
01 3535 221 005	HAL - SOC SEC TEACHERS BMS	0.00	0.00	0.00	0.00	0.00	0.00	0.00
01 3535 221 006	HAL - SOC SEC TEACHERS AP	3,313.00	232.50	1,860.00	56.14	1,453.00	0.00	1,453.00
01 3535 221 007	HAL - SOC SEC TEACHERS SE	0.00	0.00	0.00	0.00	0.00	0.00	0.00
01 3535 221 008	HAL - SOC SEC TEACHERS BSMS	6,339.00	470.15	3,744.08	59.06	2,594.92	0.00	2,594.92
01 3535 231 000	HAL - RETIREMENT TEACHERS DIST	4,927.00	0.00	0.00	0.00	4,927.00	0.00	4,927.00
01 3535 231 002	HAL - RETIREMENT TEACHERS BE	0.00	454.15	3,633.20	0.00	(3,633.20)	0.00	(3,633.20)

05/08/2026 01:02 PM

User ID: MDT

Account Number	Account Description	Revised Budget	Expended During Month	Expenditures to Date	% of Budget	Balance at EOM	P/ O Outstanding	Unencumbered Balance
01 3535 231 003	HAL - RETIREMENT TEACHERS PC	0.00	0.00	0.00	0.00	0.00	0.00	0.00
01 3535 231 004	HAL - RETIREMENT TEACHERS HE	2,463.00	227.08	1,816.64	73.76	646.36	0.00	646.36
01 3535 231 005	HAL - RETIREMENT TEACHERS BMS	0.00	0.00	0.00	0.00	0.00	0.00	0.00
01 3535 231 006	HAL - RETIREMENT TEACHERS AP	2,463.00	227.07	1,816.56	73.75	646.44	0.00	646.44
01 3535 231 007	HAL - RETIREMENT TEACHERS SE	0.00	0.00	0.00	0.00	0.00	0.00	0.00
01 3535 231 008	HAL - RETIREMENT TEACHERS BSMS	5,059.00	466.10	3,728.81	73.71	1,330.19	0.00	1,330.19
01 3535 237 000	HAL - INCR RET CONTR DIST	1,494.00	0.00	0.00	0.00	1,494.00	0.00	1,494.00
01 3535 237 002	HAL - INCR RET CONTR BE	0.00	45.11	360.87	0.00	(360.87)	0.00	(360.87)
01 3535 237 003	HAL - INCR RET CONTR PC	0.00	0.00	0.00	0.00	0.00	0.00	0.00
01 3535 237 004	HAL - INCR RET CONTR HE	747.00	22.56	180.48	24.16	566.52	0.00	566.52
01 3535 237 005	HAL - INCR RET CONTR BMS	0.00	0.00	0.00	0.00	0.00	0.00	0.00
01 3535 237 006	HAL - INCR RET CONTR AP	747.00	22.55	180.40	24.15	566.60	0.00	566.60
01 3535 237 007	HAL - INCR RET CONTR SE	0.00	0.00	0.00	0.00	0.00	0.00	0.00
01 3535 237 008	HAL - INCR RET CONTR BSMS	1,534.00	46.30	370.34	24.14	1,163.66	0.00	1,163.66
01 3535 281 002	HAL - HEALTH BEN TEACHERS BE	0.00	0.00	0.00	0.00	0.00	0.00	0.00
01 3535 281 003	HAL - HEALTH BEN TEACHERS PC	0.00	0.00	0.00	0.00	0.00	0.00	0.00
01 3535 281 004	HAL - HEALTH BEN TEACHERS HE	2,441.00	0.00	0.00	0.00	2,441.00	0.00	2,441.00
01 3535 281 005	HAL - HEALTH BEN TEACHERS BMS	0.00	0.00	0.00	0.00	0.00	0.00	0.00
01 3535 281 006	HAL - HEALTH TEACHERS AP	2,441.00	0.00	0.00	0.00	2,441.00	0.00	2,441.00
01 3535 281 007	HAL - HEALTH TEACHERS SE	0.00	0.00	0.00	0.00	0.00	0.00	0.00
01 3535 281 008	HAL - HEALTH BEN TEACHERS BSMS	0.00	0.00	0.00	0.00	0.00	0.00	0.00
01 3535 580 000	HAL - TRAVEL & MILEAGE DIST	2,678.00	105.86	1,429.11	53.36	1,248.89	0.00	1,248.89
01 3535 580 002	HAL - TRAVEL & MILEAGE BE	0.00	0.00	0.00	0.00	0.00	0.00	0.00
01 3535 580 003	HAL - TRAVEL & MILEAGE PC	0.00	0.00	0.00	0.00	0.00	0.00	0.00
01 3535 580 004	HAL - TRAVEL & MILEAGE HE	0.00	0.00	0.00	0.00	0.00	0.00	0.00
01 3535 580 005	HAL - TRAVEL & MILEAGE BMS	0.00	0.00	0.00	0.00	0.00	0.00	0.00
01 3535 580 006	HAL - TRAVEL & MILEAGE AP	0.00	0.00	0.00	0.00	0.00	0.00	0.00
01 3535 580 007	HAL - TRAVEL & MILEAGE SE	0.00	0.00	0.00	0.00	0.00	0.00	0.00
01 3535 580 008	HAL - TRAVEL & MILEAGE BSMS	0.00	0.00	0.00	0.00	0.00	0.00	0.00
01 3535 610 000	HAL - SUPPLIES DIST	5,507.00	0.00	3,127.67	58.62	2,379.33	100.47	2,278.86
01 3535 640 000	HAL - BOOKS & PER DIST	0.00	0.00	0.00	0.00	0.00	0.00	0.00
01 3535 733 002	HAL - FURN & EQUIP BE	0.00	0.00	0.00	0.00	0.00	0.00	0.00
01 3535 733 003	HAL - FURN & EQUIP PC	0.00	0.00	0.00	0.00	0.00	0.00	0.00
01 3535 733 004	HAL - FURN & EQUIP HE	0.00	0.00	0.00	0.00	0.00	0.00	0.00
01 3535 733 005	HAL - FURN & EQUIP BMS	0.00	0.00	0.00	0.00	0.00	0.00	0.00
01 3535 733 006	HAL - FURN & EQUIP AP	0.00	0.00	0.00	0.00	0.00	0.00	0.00
01 3535 733 007	HAL - FURN & EQUIP SE	0.00	0.00	0.00	0.00	0.00	0.00	0.00
01 3535 733 008	HAL - FURN & EQUIP BSMS	0.00	0.00	0.00	0.00	0.00	0.00	0.00
01 3535 734 002	HAL - HARDWARE BE	0.00	0.00	0.00	0.00	0.00	0.00	0.00
01 3535 734 003	HAL - HARDWARE PC	0.00	0.00	0.00	0.00	0.00	0.00	0.00
01 3535 734 004	HAL - HARDWARE HE	0.00	0.00	0.00	0.00	0.00	0.00	0.00
01 3535 734 005	HAL - HARDWARE BMS	0.00	0.00	0.00	0.00	0.00	0.00	0.00
01 3535 734 006	HAL - HARDWARE AP	0.00	0.00	0.00	0.00	0.00	0.00	0.00
01 3535 734 007	HAL - HARDWARE SE	0.00	0.00	0.00	0.00	0.00	0.00	0.00
01 3535 734 008	HAL - HARDWARE BSMS	0.00	0.00	0.00	0.00	0.00	0.00	0.00
01 3535 735 002	HAL - SOFTWARE BE	0.00	0.00	0.00	0.00	0.00	0.00	0.00
01 3535 735 003	HAL - SOFTWARE PC	0.00	0.00	0.00	0.00	0.00	0.00	0.00
01 3535 735 004	HAL - SOFTWARE HE	0.00	0.00	0.00	0.00	0.00	0.00	0.00
01 3535 735 005	HAL - SOFTWARE BMS	0.00	0.00	0.00	0.00	0.00	0.00	0.00
01 3535 735 006	HAL - SOFTWARE AP	0.00	0.00	0.00	0.00	0.00	0.00	0.00
01 3535 735 007	HAL - SOFTWARE SE	0.00	0.00	0.00	0.00	0.00	0.00	0.00
01 3535 735 008	HAL - SOFTWARE BSMS	0.00	0.00	0.00	0.00	0.00	0.00	0.00
01 3535 810 000	HAL - DUES & FEES DIST	2,923.00	0.00	968.50	84.35	1,954.50	1,497.00	457.50
01 3535 810 001	HAL - DUES & FEES BHS	0.00	0.00	0.00	0.00	0.00	0.00	0.00
01 3535 810 002	HAL - DUES & FEES BE	0.00	0.00	199.00	0.00	(199.00)	0.00	(199.00)

05/08/2026 01:02 PM

User ID: MDT

Account Number	Account Description	Revised Budget	Expended During Month	Expenditures to Date	% of Budget	Balance at EOM	P/ O Outstanding	Unencumbered Balance
01 6412 111 004	IDEA B PRO SHARE - SALARIES TEACHERS HE	0.00	0.00	0.00	0.00	0.00	0.00	0.00
01 6412 111 006	IDEA B PRO SHARE - SALARIES TEACHERS AP	11,289.00	1,103.11	8,824.88	78.17	2,464.12	0.00	2,464.12
01 6412 111 007	IDEA B PRO SHARE - SALARIES TEACHERS SE	10,583.00	0.00	0.00	0.00	10,583.00	0.00	10,583.00
01 6412 151 000	IDEA B PRO SHARE - ADD'L COMP TEACHERS DIST	0.00	0.00	0.00	0.00	0.00	0.00	0.00
01 6412 211 000	IDEA B PRO SHARE - GROUP INS TEACHERS DIST	0.00	0.00	0.00	0.00	0.00	0.00	0.00
01 6412 211 002	IDEA B PRO SHARE - GROUP INS TEACHERS BE	0.00	0.00	0.00	0.00	0.00	0.00	0.00
01 6412 211 004	IDEA B PRO SHARE - GROUP INS TEACHERS HE	0.00	0.00	0.00	0.00	0.00	0.00	0.00
01 6412 211 006	IDEA B PRO SHARE - GROUP INS TEACHERS/PROF AP	4,935.00	295.04	2,360.32	47.83	2,574.68	0.00	2,574.68
01 6412 211 007	IDEA B PRO SHARE - GROUP INS TEACHERS/PROF SE	0.00	0.00	0.00	0.00	0.00	0.00	0.00
01 6412 221 000	IDEA B PRO SHARE - SOC SEC TEACHERS DIST	0.00	0.00	0.00	0.00	0.00	0.00	0.00
01 6412 221 002	IDEA B PRO SHARE - SOC SEC TEACHERS BE	0.00	0.00	0.00	0.00	0.00	0.00	0.00
01 6412 221 004	IDEA B PRO SHARE - SOC SEC TEACHERS HE	0.00	0.00	0.00	0.00	0.00	0.00	0.00
01 6412 221 006	IDEA B PRO SHARE - SOC SEC TEACHERS/PROF AP	839.00	81.11	648.88	77.34	190.12	0.00	190.12
01 6412 221 007	IDEA B PRO SHARE - SOC SEC TEACHERS/PROF SE	828.00	0.00	0.00	0.00	828.00	0.00	828.00
01 6412 231 000	IDEA B PRO SHARE - RETIREMENT TEACHERS DIST	0.00	0.00	0.00	0.00	0.00	0.00	0.00
01 6412 231 002	IDEA B PRO SHARE - RETIREMENT TEACHERS BE	0.00	0.00	0.00	0.00	0.00	0.00	0.00
01 6412 231 004	IDEA B PRO SHARE - RETIREMENT TEACHERS HE	0.00	0.00	0.00	0.00	0.00	0.00	0.00
01 6412 231 006	IDEA B PRO SHARE - RETIREMENT TEACHERS/PROF AP	700.00	81.08	648.64	92.66	51.36	0.00	51.36
01 6412 231 007	IDEA B PRO SHARE - RETIREMENT TEACHERS/PROF SE	656.00	0.00	0.00	0.00	656.00	0.00	656.00
01 6412 237 000	IDEA B PRO SHARE - INCR RET CONTR DIST	0.00	0.00	0.00	0.00	0.00	0.00	0.00
01 6412 237 002	IDEA B PRO SHARE - INCR RET CONTR BE	0.00	0.00	0.00	0.00	0.00	0.00	0.00
01 6412 237 004	IDEA B PRO SHARE - INCR RET CONTR HE	0.00	0.00	0.00	0.00	0.00	0.00	0.00
01 6412 237 006	IDEA B PRO SHARE - INCR RET CONTR AP	211.00	8.05	64.40	30.52	146.60	0.00	146.60
01 6412 237 007	IDEA B PRO SHARE - INCR RET CONTR SE	199.00	0.00	0.00	0.00	199.00	0.00	199.00
01 6412 281 000	IDEA B PRO SHARE - HEALTH BEN TEACHERS DIST	0.00	0.00	0.00	0.00	0.00	0.00	0.00
01 6412 281 002	IDEA B PRO SHARE - HEALTH BEN TEACHERS BE	0.00	0.00	0.00	0.00	0.00	0.00	0.00
01 6412 281 004	IDEA B PRO SHARE - HEALTH BEN TEACHERS HE	0.00	0.00	0.00	0.00	0.00	0.00	0.00
01 6412 320 000	IDEA B PRO SHARE - PROF ED SERVICES DIST	0.00	0.00	0.00	0.00	0.00	0.00	0.00
01 6412 590 000	IDEA B PRO SHARE - PURCH SERVICES DIST	0.00	0.00	0.00	0.00	0.00	0.00	0.00
6412	IDEA PART B PROPORTIONATE SHARE	30,240.00	1,568.39	12,547.12	41.49	17,692.88	0.00	17,692.88
6421	IDEA ARP Part B 611							
01 6421 111 002	IDEA ARP B 611 - SALARIES TEACHERS BE	0.00	0.00	0.00	0.00	0.00	0.00	0.00
01 6421 111 006	IDEA ARP B 611 - SALARIES TEACHERS AP	0.00	0.00	0.00	0.00	0.00	0.00	0.00
01 6421 123 002	IDEA ARP B 611 - SUB SALARIES TEACHERS BE	0.00	0.00	0.00	0.00	0.00	0.00	0.00
01 6421 123 006	IDEA ARP B 611 - SUB SALARIES TEACHERS AP	0.00	0.00	0.00	0.00	0.00	0.00	0.00
01 6421 151 002	IDEA ARP B 611 - ADD'L COMP TEACHERS BE	0.00	0.00	0.00	0.00	0.00	0.00	0.00
01 6421 151 006	IDEA ARP B 611 - ADD'L COMP TEACHERS AP	0.00	0.00	0.00	0.00	0.00	0.00	0.00
01 6421 211 002	IDEA ARP B 611 - GROUP INS TEACHERS BE	0.00	0.00	0.00	0.00	0.00	0.00	0.00
01 6421 211 006	IDEA ARP B 611 - GROUP INS TEACHERS AP	0.00	0.00	0.00	0.00	0.00	0.00	0.00
01 6421 221 002	IDEA ARP B 611 - SOC SEC TEACHERS BE	0.00	0.00	0.00	0.00	0.00	0.00	0.00
01 6421 221 006	IDEA ARP B 611 - SOC SEC TEACHERS AP	0.00	0.00	0.00	0.00	0.00	0.00	0.00
01 6421 223 002	IDEA ARP B 611 - SOC SEC SUB TEACHERS BE	0.00	0.00	0.00	0.00	0.00	0.00	0.00
01 6421 223 006	IDEA ARP B 611 - SOC SEC SUB TEACHERS AP	0.00	0.00	0.00	0.00	0.00	0.00	0.00
01 6421 231 002	IDEA ARP B 611 - RETIREMENT TEACHERS BE	0.00	0.00	0.00	0.00	0.00	0.00	0.00
01 6421 231 006	IDEA ARP B 611 - RETIREMENT TEACHERS AP	0.00	0.00	0.00	0.00	0.00	0.00	0.00
01 6421 237 002	IDEA ARP B 611 - INCR RET CONTR BE	0.00	0.00	0.00	0.00	0.00	0.00	0.00
01 6421 237 006	IDEA ARP B 611 - INCR RET CONTR AP	0.00	0.00	0.00	0.00	0.00	0.00	0.00
01 6421 281 002	IDEA ARP B 611 - HEALTH BEN TEACHERS BE	0.00	0.00	0.00	0.00	0.00	0.00	0.00
01 6421 281 006	IDEA ARP B 611 - HEALTH BEN TEACHERS AP	0.00	0.00	0.00	0.00	0.00	0.00	0.00
01 6421 590 002	IDEA ARP B 611 - PURCHASED SERVICES BE	0.00	0.00	0.00	0.00	0.00	0.00	0.00
01 6421 590 006	IDEA ARP B 611 - PURCHASED SERVICES AP	0.00	0.00	0.00	0.00	0.00	0.00	0.00
01 6421 610 006	IDEA ARP B 611 - SUPPLIES AP	0.00	0.00	0.00	0.00	0.00	0.00	0.00
6421	IDEA ARP Part B 611	0.00	0.00	0.00	0.00	0.00	0.00	0.00
6422	IDEA ARP Part B 619							

Account Number	Account Description	Revised Budget	Expended During Month	Expenditures to Date	% of Budget	Balance at EOM	P/ O Outstanding	Unencumbered Balance
01 8000 913 008	TRANSFERS TO ACTIVITY FUND BSMS	12,500.00	0.00	0.00	0.00	12,500.00	0.00	12,500.00
8000	TRANSFERS (OUTGOING)	75,000.00	0.00	0.00	0.00	75,000.00	0.00	75,000.00
9000	NON-PROGRAM EXPENDITURES							
01 9000 890 000	NON-PROG EXP - OTHER MISC DIST	0.00	0.00	0.00	0.00	0.00	0.00	0.00
01 9000 890 001	NON-PROG EXP - OTHER MISC BHS	0.00	0.00	0.00	0.00	0.00	0.00	0.00
01 9000 890 002	NON-PROG EXP - OTHER MISC BE	0.00	0.00	0.00	0.00	0.00	0.00	0.00
01 9000 890 003	NON-PROG EXP - OTHER MISC PC	0.00	0.00	0.00	0.00	0.00	0.00	0.00
01 9000 890 004	NON-PROG EXP - OTHER MISC HE	0.00	0.00	0.00	0.00	0.00	0.00	0.00
01 9000 890 005	NON-PROG EXP - OTHER MISC BMS	0.00	0.00	0.00	0.00	0.00	0.00	0.00
01 9000 890 006	NON-PROG EXP - OTHER MISC AP	0.00	0.00	0.00	0.00	0.00	0.00	0.00
01 9000 890 007	NON-PROG EXP - OTHER MISC SE	0.00	0.00	0.00	0.00	0.00	0.00	0.00
01 9000 890 008	NON-PROG EXP - OTHER MISC BSMS	0.00	0.00	0.00	0.00	0.00	0.00	0.00
9000	NON-PROGRAM EXPENDITURES	0.00	0.00	0.00	0.00	0.00	0.00	0.00
01	GENERAL FUND CHECKING	56,980,007.00	4,351,103.68	34,270,138.00	60.69	22,709,869.00	312,196.45	22,397,672.55

Account Number	Account Description	Revised Budget	Expended During Month	Expenditures to Date	% of Budget	Balance at EOM	P/ O Outstanding	Unencumbered Balance
02	NUTRITION SERVICES							
3100	FOOD SERVICE OPERATIONS							
02 3100 110 000	SALARIES COOKS DIST	0.00	7,562.19	60,497.52	0.00	(60,497.52)	0.00	(60,497.52)
02 3100 110 001	SALARIES COOKS BHS	0.00	11,805.89	87,182.42	0.00	(87,182.42)	0.00	(87,182.42)
02 3100 110 002	SALARIES COOKS BE	0.00	6,805.29	51,641.92	0.00	(51,641.92)	0.00	(51,641.92)
02 3100 110 003	SALARIES COOKS PC	0.00	9,019.58	67,326.89	0.00	(67,326.89)	0.00	(67,326.89)
02 3100 110 004	SALARIES COOKS HE	0.00	7,836.97	57,938.08	0.00	(57,938.08)	0.00	(57,938.08)
02 3100 110 005	SALARIES COOKS BMS	0.00	9,940.78	75,372.84	0.00	(75,372.84)	0.00	(75,372.84)
02 3100 110 006	SALARIES COOKS AP	0.00	7,444.96	53,664.62	0.00	(53,664.62)	0.00	(53,664.62)
02 3100 110 007	SALARIES COOKS SE	0.00	5,923.61	36,299.86	0.00	(36,299.86)	0.00	(36,299.86)
02 3100 110 008	SALARIES COOKS BSMS	0.00	10,521.43	75,641.14	0.00	(75,641.14)	0.00	(75,641.14)
02 3100 120 001	SUB COOK SALARIES BHS	0.00	2,643.32	25,597.55	0.00	(25,597.55)	0.00	(25,597.55)
02 3100 120 002	SUB COOK SALARIES BE	0.00	372.26	1,349.19	0.00	(1,349.19)	0.00	(1,349.19)
02 3100 120 003	SUB COOK SALARIES PC	0.00	390.83	2,201.25	0.00	(2,201.25)	0.00	(2,201.25)
02 3100 120 004	SUB COOK SALARIES HE	0.00	63.31	2,246.63	0.00	(2,246.63)	0.00	(2,246.63)
02 3100 120 005	SUB COOK SALARIES BMS	0.00	0.00	66.22	0.00	(66.22)	0.00	(66.22)
02 3100 120 006	SUB COOK SALARIES AP	0.00	0.00	4,360.99	0.00	(4,360.99)	0.00	(4,360.99)
02 3100 120 007	SUB COOK SALARIES SE	0.00	457.69	11,698.93	0.00	(11,698.93)	0.00	(11,698.93)
02 3100 120 008	SUB COOK SALARIES BSMS	0.00	1,209.96	9,278.34	0.00	(9,278.34)	0.00	(9,278.34)
02 3100 130 000	OT COOKS DIST	0.00	0.00	0.00	0.00	0.00	0.00	0.00
02 3100 130 001	OT COOKS BHS	0.00	0.00	34.90	0.00	(34.90)	0.00	(34.90)
02 3100 130 002	OT COOKS BE	0.00	0.00	0.00	0.00	0.00	0.00	0.00
02 3100 130 003	OT COOKS PC	0.00	0.00	0.00	0.00	0.00	0.00	0.00
02 3100 130 004	OT COOKS HE	0.00	0.00	0.00	0.00	0.00	0.00	0.00
02 3100 130 005	OT COOKS BMS	0.00	0.00	0.00	0.00	0.00	0.00	0.00
02 3100 130 006	OT COOKS AP	0.00	0.00	24.09	0.00	(24.09)	0.00	(24.09)
02 3100 130 007	OT COOKS SE	0.00	0.00	0.00	0.00	0.00	0.00	0.00
02 3100 130 008	OT COOKS BSMS	0.00	0.00	0.00	0.00	0.00	0.00	0.00
02 3100 150 000	ADD'L COMP COOKS DIST	0.00	16.64	133.12	0.00	(133.12)	0.00	(133.12)
02 3100 150 001	ADD'L COMP COOKS BHS	0.00	20.63	165.04	0.00	(165.04)	0.00	(165.04)
02 3100 150 002	ADD'L COMP COOKS BE	0.00	12.25	98.00	0.00	(98.00)	0.00	(98.00)
02 3100 150 003	ADD'L COMP COOKS PC	0.00	11.66	93.28	0.00	(93.28)	0.00	(93.28)
02 3100 150 004	ADD'L COMP COOKS HE	0.00	15.85	126.80	0.00	(126.80)	0.00	(126.80)
02 3100 150 005	ADD'L COMP COOKS BMS	0.00	16.55	132.40	0.00	(132.40)	0.00	(132.40)
02 3100 150 006	ADD'L COMP COOKS AP	0.00	13.90	133.20	0.00	(133.20)	0.00	(133.20)
02 3100 150 007	ADD'L COMP COOKS SE	0.00	6.92	55.36	0.00	(55.36)	0.00	(55.36)
02 3100 150 008	ADD'L COMP COOKS BSMS	0.00	17.11	136.88	0.00	(136.88)	0.00	(136.88)
02 3100 210 000	GROUP INS COOKS DIST	0.00	2,456.90	19,655.20	0.00	(19,655.20)	0.00	(19,655.20)
02 3100 210 001	GROUP INS COOKS BHS	0.00	695.89	5,554.52	0.00	(5,554.52)	0.00	(5,554.52)
02 3100 210 002	GROUP INS COOKS BE	0.00	685.39	5,483.12	0.00	(5,483.12)	0.00	(5,483.12)
02 3100 210 003	GROUP INS COOKS PC	0.00	10.62	82.24	0.00	(82.24)	0.00	(82.24)
02 3100 210 004	GROUP INS COOKS HE	0.00	687.49	5,495.72	0.00	(5,495.72)	0.00	(5,495.72)
02 3100 210 005	GROUP INS COOKS BMS	0.00	41.23	329.84	0.00	(329.84)	0.00	(329.84)
02 3100 210 006	GROUP INS COOKS AP	0.00	7.23	274.62	0.00	(274.62)	0.00	(274.62)
02 3100 210 007	GROUP INS COOKS SE	0.00	6.30	33.60	0.00	(33.60)	0.00	(33.60)
02 3100 210 008	GROUP INS COOKS BSMS	0.00	688.54	5,493.62	0.00	(5,493.62)	0.00	(5,493.62)
02 3100 220 000	SOC SEC COOKS DIST	0.00	569.64	4,557.12	0.00	(4,557.12)	0.00	(4,557.12)
02 3100 220 001	SOC SEC COOKS BHS	0.00	1,106.45	8,639.08	0.00	(8,639.08)	0.00	(8,639.08)
02 3100 220 002	SOC SEC COOKS BE	0.00	492.88	3,604.18	0.00	(3,604.18)	0.00	(3,604.18)
02 3100 220 003	SOC SEC COOKS PC	0.00	738.96	5,471.25	0.00	(5,471.25)	0.00	(5,471.25)
02 3100 220 004	SOC SEC COOKS HE	0.00	601.09	4,583.65	0.00	(4,583.65)	0.00	(4,583.65)
02 3100 220 005	SOC SEC COOKS BMS	0.00	777.93	5,910.82	0.00	(5,910.82)	0.00	(5,910.82)
02 3100 220 006	SOC SEC COOKS AP	0.00	587.78	4,540.51	0.00	(4,540.51)	0.00	(4,540.51)
02 3100 220 007	SOC SEC COOKS SE	0.00	507.80	3,828.24	0.00	(3,828.24)	0.00	(3,828.24)
02 3100 220 008	SOC SEC COOKS BSMS	0.00	898.25	6,502.76	0.00	(6,502.76)	0.00	(6,502.76)

05/08/2026 01:02 PM

User ID: MDT

Account Number	Account Description	Revised Budget	Expended During Month	Expenditures to Date	% of Budget	Balance at EOM	P/ O Outstanding	Unencumbered Balance
02 3100 230 000	RETIREMENT COOKS DIST	0.00	555.82	4,446.56	0.00	(4,446.56)	0.00	(4,446.56)
02 3100 230 001	RETIREMENT COOKS BHS	0.00	1,020.85	7,557.33	0.00	(7,557.33)	0.00	(7,557.33)
02 3100 230 002	RETIREMENT COOKS BE	0.00	500.19	3,795.67	0.00	(3,795.67)	0.00	(3,795.67)
02 3100 230 003	RETIREMENT COOKS PC	0.00	662.93	4,948.53	0.00	(4,948.53)	0.00	(4,948.53)
02 3100 230 004	RETIREMENT COOKS HE	0.00	576.02	4,258.47	0.00	(4,258.47)	0.00	(4,258.47)
02 3100 230 005	RETIREMENT COOKS BMS	0.00	730.64	5,539.88	0.00	(5,539.88)	0.00	(5,539.88)
02 3100 230 006	RETIREMENT COOKS AP	0.00	547.19	3,947.72	0.00	(3,947.72)	0.00	(3,947.72)
02 3100 230 007	RETIREMENT COOKS SE	0.00	435.38	2,668.06	0.00	(2,668.06)	0.00	(2,668.06)
02 3100 230 008	RETIREMENT COOKS BSMS	0.00	773.33	5,559.66	0.00	(5,559.66)	0.00	(5,559.66)
02 3100 237 000	INCR RET CONTR DIST	0.00	55.20	441.60	0.00	(441.60)	0.00	(441.60)
02 3100 237 001	INCR RET CONTR BHS	0.00	101.40	750.58	0.00	(750.58)	0.00	(750.58)
02 3100 237 002	INCR RET CONTR BE	0.00	49.68	377.00	0.00	(377.00)	0.00	(377.00)
02 3100 237 003	INCR RET CONTR PC	0.00	65.84	491.53	0.00	(491.53)	0.00	(491.53)
02 3100 237 004	INCR RET CONTR HE	0.00	57.21	422.95	0.00	(422.95)	0.00	(422.95)
02 3100 237 005	INCR RET CONTR BMS	0.00	72.56	550.22	0.00	(550.22)	0.00	(550.22)
02 3100 237 006	INCR RET CONTR AP	0.00	54.36	392.11	0.00	(392.11)	0.00	(392.11)
02 3100 237 007	INCR RET CONTR SE	0.00	43.25	264.99	0.00	(264.99)	0.00	(264.99)
02 3100 237 008	INCR RET CONTR BSMS	0.00	76.80	552.15	0.00	(552.15)	0.00	(552.15)
02 3100 280 000	HEALTH BEN COOKS DIST	0.00	0.00	0.00	0.00	0.00	0.00	0.00
02 3100 280 001	HEALTH BEN NON-INSTR BHS	0.00	0.00	0.00	0.00	0.00	0.00	0.00
02 3100 280 002	HEALTH BEN NON-INSTR BE	0.00	0.00	0.00	0.00	0.00	0.00	0.00
02 3100 280 003	HEALTH BEN NON-INSTR PC	0.00	250.00	2,000.00	0.00	(2,000.00)	0.00	(2,000.00)
02 3100 280 004	HEALTH BEN NON-INSTR HE	0.00	0.00	0.00	0.00	0.00	0.00	0.00
02 3100 280 005	HEALTH BEN NON-INSTR BMS	0.00	218.22	1,745.76	0.00	(1,745.76)	0.00	(1,745.76)
02 3100 280 006	HEALTH BEN NON-INSTR AP	0.00	250.00	1,777.54	0.00	(1,777.54)	0.00	(1,777.54)
02 3100 280 007	HEALTH BEN NON-INSTR SE	0.00	250.00	2,000.00	0.00	(2,000.00)	0.00	(2,000.00)
02 3100 280 008	HEALTH BEN NON-INSTR BSMS	0.00	0.00	0.00	0.00	0.00	0.00	0.00
02 3100 431 001	REPAIRS & MAINT BHS	0.00	134.88	4,456.88	0.00	(4,456.88)	0.00	(4,456.88)
02 3100 431 002	REPAIRS & MAINT BE	0.00	0.00	2,748.87	0.00	(2,748.87)	0.00	(2,748.87)
02 3100 431 003	REPAIRS & MAINT PC	0.00	0.00	14,333.48	0.00	(14,333.48)	0.00	(14,333.48)
02 3100 431 004	REPAIRS & MAINT HE	0.00	0.00	3,325.83	0.00	(3,325.83)	0.00	(3,325.83)
02 3100 431 005	REPAIRS & MAINT BMS	0.00	646.13	4,983.23	0.00	(4,983.23)	0.00	(4,983.23)
02 3100 431 006	REPAIRS & MAINT AP	0.00	0.00	3,013.73	0.00	(3,013.73)	0.00	(3,013.73)
02 3100 431 007	REPAIRS & MAINT SE	0.00	1,974.89	4,949.36	0.00	(4,949.36)	0.00	(4,949.36)
02 3100 431 008	REPAIRS & MAINT BSMS	0.00	0.00	4,659.12	0.00	(4,659.12)	0.00	(4,659.12)
02 3100 440 001	RENTALS BHS	0.00	0.00	0.00	0.00	0.00	0.00	0.00
02 3100 440 002	RENTALS BE	0.00	0.00	0.00	0.00	0.00	0.00	0.00
02 3100 440 003	RENTALS PC	0.00	0.00	0.00	0.00	0.00	0.00	0.00
02 3100 440 004	RENTALS HE	0.00	0.00	0.00	0.00	0.00	0.00	0.00
02 3100 440 005	RENTALS BMS	0.00	0.00	0.00	0.00	0.00	0.00	0.00
02 3100 440 006	RENTALS AP	0.00	0.00	0.00	0.00	0.00	0.00	0.00
02 3100 440 007	RENTALS SE	0.00	0.00	0.00	0.00	0.00	0.00	0.00
02 3100 440 008	RENTALS BSMS	0.00	0.00	0.00	0.00	0.00	0.00	0.00
02 3100 580 000	TRAVEL EXPENSE AND MILEAGE DIST	0.00	136.66	1,321.07	0.00	(1,321.07)	749.70	(2,070.77)
02 3100 610 000	SUPPLIES DISTRICT	0.00	76.64	366.41	0.00	(366.41)	0.00	(366.41)
02 3100 610 001	SUPPLIES BHS	0.00	2,029.73	18,133.92	0.00	(18,133.92)	0.00	(18,133.92)
02 3100 610 002	SUPPLIES BE	0.00	790.01	4,866.83	0.00	(4,866.83)	0.00	(4,866.83)
02 3100 610 003	SUPPLIES PC	0.00	736.13	7,277.51	0.00	(7,277.51)	0.00	(7,277.51)
02 3100 610 004	SUPPLIES HE	0.00	936.27	5,303.29	0.00	(5,303.29)	0.00	(5,303.29)
02 3100 610 005	SUPPLIES BMS	0.00	2,570.01	12,945.14	0.00	(12,945.14)	17.98	(12,963.12)
02 3100 610 006	SUPPLIES AP	0.00	349.92	3,984.69	0.00	(3,984.69)	0.00	(3,984.69)
02 3100 610 007	SUPPLIES SE	0.00	931.84	6,008.53	0.00	(6,008.53)	0.00	(6,008.53)
02 3100 610 008	SUPPLIES BSMS	0.00	3,490.75	16,980.52	0.00	(16,980.52)	15.94	(16,996.46)
02 3100 630 001	FOOD BHS	0.00	36,736.73	281,026.52	0.00	(281,026.52)	202.22	(281,228.74)
02 3100 630 002	FOOD BE	0.00	8,793.60	73,061.31	0.00	(73,061.31)	78.04	(73,139.35)

Account Number	Account Description	Revised Budget	Expended During Month	Expenditures to Date	% of Budget	Balance at EOM	P/ O Outstanding	Unencumbered Balance
02 3100 630 003	FOOD PC	0.00	13,218.86	107,288.55	0.00	(107,288.55)	44.54	(107,333.09)
02 3100 630 004	FOOD HE	0.00	9,254.07	82,516.37	0.00	(82,516.37)	0.00	(82,516.37)
02 3100 630 005	FOOD BMS	0.00	13,943.90	105,291.25	0.00	(105,291.25)	11.98	(105,303.23)
02 3100 630 006	FOOD AP	0.00	11,982.03	98,329.13	0.00	(98,329.13)	31.56	(98,360.69)
02 3100 630 007	FOOD SE	0.00	8,244.22	76,212.77	0.00	(76,212.77)	30.45	(76,243.22)
02 3100 630 008	FOOD BSMS	0.00	16,196.13	132,724.86	0.00	(132,724.86)	66.41	(132,791.27)
02 3100 733 000	FURNITURE AND EQUIPMENT DIST	0.00	0.00	0.00	0.00	0.00	0.00	0.00
02 3100 733 001	FURNITURE AND EQUIPMENT BHS	0.00	0.00	2,518.21	0.00	(2,518.21)	0.00	(2,518.21)
02 3100 733 002	FURNITURE AND EQUIPMENT BE	0.00	0.00	0.00	0.00	0.00	0.00	0.00
02 3100 733 003	FURNITURE AND EQUIPMENT PC	0.00	0.00	0.00	0.00	0.00	0.00	0.00
02 3100 733 004	FURNITURE AND EQUIPMENT HE	0.00	0.00	955.17	0.00	(955.17)	0.00	(955.17)
02 3100 733 005	FURNITURE AND EQUIPMENT BMS	0.00	0.00	2,261.34	0.00	(2,261.34)	0.00	(2,261.34)
02 3100 733 006	FURNITURE AND EQUIPMENT AP	0.00	0.00	1,910.34	0.00	(1,910.34)	0.00	(1,910.34)
02 3100 733 007	FURNITURE AND EQUIPMENT SE	0.00	0.00	0.00	0.00	0.00	0.00	0.00
02 3100 733 008	FURNITURE AND EQUIPMENT BSMS	0.00	0.00	0.00	0.00	0.00	0.00	0.00
02 3100 735 000	SOFTWARE DISTRICT	0.00	0.00	0.00	0.00	0.00	0.00	0.00
02 3100 735 001	COMPUTER SOFTWARE BHS	0.00	0.00	0.00	0.00	0.00	0.00	0.00
02 3100 735 002	COMPUTER SOFTWARE BE	0.00	0.00	0.00	0.00	0.00	0.00	0.00
02 3100 735 003	COMPUTER SOFTWARE PC	0.00	0.00	0.00	0.00	0.00	0.00	0.00
02 3100 735 004	COMPUTER SOFTWARE HE	0.00	0.00	0.00	0.00	0.00	0.00	0.00
02 3100 735 005	COMPUTER SOFTWARE BMS	0.00	0.00	0.00	0.00	0.00	0.00	0.00
02 3100 735 006	COMPUTER SOFTWARE AP	0.00	0.00	0.00	0.00	0.00	0.00	0.00
02 3100 735 007	COMPUTER SOFTWARE SE	0.00	0.00	0.00	0.00	0.00	0.00	0.00
02 3100 735 008	COMPUTER SOFTWARE BSMS	0.00	0.00	0.00	0.00	0.00	0.00	0.00
02 3100 890 000	OTHER MISC EXPENSES DIST	0.00	325.00	505.88	0.00	(505.88)	1,725.00	(2,230.88)
02 3100 890 001	OTHER MISC EXPENSES BHS	0.00	0.00	227.09	0.00	(227.09)	0.00	(227.09)
02 3100 890 002	OTHER MISC EXPENSES BE	0.00	0.00	82.30	0.00	(82.30)	0.00	(82.30)
02 3100 890 003	OTHER MISC EXPENSES PC	0.00	0.00	0.00	0.00	0.00	0.00	0.00
02 3100 890 004	OTHER MISC EXPENSES HE	0.00	0.00	16.05	0.00	(16.05)	0.00	(16.05)
02 3100 890 005	OTHER MISC EXPENSES BMS	0.00	31.75	91.05	0.00	(91.05)	0.00	(91.05)
02 3100 890 006	OTHER MISC EXPENSES AP	0.00	0.00	93.05	0.00	(93.05)	0.00	(93.05)
02 3100 890 007	OTHER MISC EXPENSES SE	0.00	0.00	136.60	0.00	(136.60)	0.00	(136.60)
02 3100 890 008	OTHER MISC EXPENSES BSMS	0.00	0.00	0.00	0.00	0.00	0.00	0.00
3100	FOOD SERVICE OPERATIONS	0.00	234,566.97	1,852,932.11	0.00	(1,852,932.11)	2,973.82	(1,855,905.93)
02	NUTRITION SERVICES	0.00	234,566.97	1,852,932.11	0.00	(1,852,932.11)	2,973.82	(1,855,905.93)

Account Number	Account Description	Revised Budget	Expended During Month	Expenditures to Date	% of Budget	Balance at EOM	P/ O Outstanding	Unencumbered Balance
03	DEPRECIATION							
2620	MAINT OF BLDGS							
03 2620 340 000	MAINT OF BLDGS - CONTR SERVICES DIST	0.00	0.00	0.00	0.00	0.00	0.00	0.00
2620	MAINT OF BLDGS	0.00	0.00	0.00	0.00	0.00	0.00	0.00
2900	OTHER SUPPORT SERVICES							
03 2900 340 000	OTHER PROF SERVICES DIST	0.00	0.00	0.00	0.00	0.00	0.00	0.00
03 2900 350 000	TECHNICAL SERVICES DIST	0.00	0.00	0.00	0.00	0.00	0.00	0.00
03 2900 440 000	RENTALS - OTHER DIST	0.00	0.00	0.00	0.00	0.00	0.00	0.00
03 2900 450 000	CONSTR SERVICES DIST	0.00	0.00	0.00	0.00	0.00	0.00	0.00
03 2900 490 000	OTHER PURCH SERVICES DIST	0.00	0.00	0.00	0.00	0.00	0.00	0.00
03 2900 610 000	SUPPLIES DIST	0.00	0.00	0.00	0.00	0.00	0.00	0.00
03 2900 621 000	NATURAL GAS DIST	0.00	0.00	0.00	0.00	0.00	0.00	0.00
03 2900 626 000	GAS AND OIL DIST	0.00	0.00	0.00	0.00	0.00	0.00	0.00
03 2900 640 000	BOOKS & PERIODICALS DIST	0.00	0.00	0.00	0.00	0.00	0.00	0.00
03 2900 641 000	E-BOOKS DIST	0.00	0.00	0.00	0.00	0.00	0.00	0.00
03 2900 643 000	WEB/CLOUD BASED SOFTWARE DIST	0.00	0.00	0.00	0.00	0.00	0.00	0.00
03 2900 650 000	SUPPLIES-TECHNOLOGY RELATED DIST	0.00	0.00	0.00	0.00	0.00	0.00	0.00
03 2900 730 000	EQUIPMENT DIST	0.00	0.00	0.00	0.00	0.00	0.00	0.00
03 2900 732 000	VEHICLE ACQUISITION DIST	0.00	62,888.00	187,637.00	0.00	(187,637.00)	0.00	(187,637.00)
03 2900 733 000	FURN & EQUIP DIST	0.00	30,907.02	30,907.02	0.00	(30,907.02)	0.00	(30,907.02)
03 2900 734 000	HARDWARE DIST	0.00	0.00	314,879.70	0.00	(314,879.70)	0.00	(314,879.70)
03 2900 735 000	SOFTWARE DIST	0.00	0.00	0.00	0.00	0.00	0.00	0.00
03 2900 739 000	OTHER EQUIP DIST	0.00	0.00	0.00	0.00	0.00	0.00	0.00
2900	OTHER SUPPORT SERVICES	0.00	93,795.02	533,423.72	0.00	(533,423.72)	0.00	(533,423.72)
8000	TRANSFERS (OUTGOING)							
03 8000 911 000	TRANSFERS TO GENERAL FUND DIST	0.00	0.00	0.00	0.00	0.00	0.00	0.00
8000	TRANSFERS (OUTGOING)	0.00	0.00	0.00	0.00	0.00	0.00	0.00
03	DEPRECIATION	0.00	93,795.02	533,423.72	0.00	(533,423.72)	0.00	(533,423.72)

Account Number	Account Description	Revised Budget	Expended During Month	Expenditures to Date	% of Budget	Balance at EOM	P/ O Outstanding	Unencumbered Balance
05	UNEMPLOYMENT - SAVINGS							
2900	OTHER SUPPORT SERVICES							
05 2900 271 000	WORKER'S COMPENSATION TEACH/PROF DIST	0.00	0.00	6,197.44	0.00	(6,197.44)	0.00	(6,197.44)
2900	OTHER SUPPORT SERVICES	0.00	0.00	6,197.44	0.00	(6,197.44)	0.00	(6,197.44)
05	UNEMPLOYMENT - SAVINGS	0.00	0.00	6,197.44	0.00	(6,197.44)	0.00	(6,197.44)

05/08/2026 01:02 PM

User ID: MDT

Account Number	Account Description	Revised Budget	Expended During Month	Expenditures to Date	% of Budget	Balance at EOM	P/ O Outstanding	Unencumbered Balance
13 4500 734 003	BLDG ACQ & CONSTR - COMP HDWE PC	0.00	0.00	0.00	0.00	0.00	0.00	0.00
13 4500 734 004	BLDG ACQ & CONSTR - COMP HDWE HE	0.00	0.00	0.00	0.00	0.00	0.00	0.00
13 4500 734 005	BLDG ACQ & CONSTR - COMP HDWE BMS	0.00	0.00	0.00	0.00	0.00	0.00	0.00
13 4500 734 006	BLDG ACQ & CONSTR - COMP HDWE AP	0.00	0.00	0.00	0.00	0.00	0.00	0.00
13 4500 734 007	BLDG ACQ & CONSTR - COMP HDWE SE	0.00	0.00	0.00	0.00	0.00	0.00	0.00
13 4500 734 008	BLDG ACQ & CONSTR - COMP HDWE BSMS	0.00	0.00	0.00	0.00	0.00	0.00	0.00
13 4500 739 000	BLDG ACQ & CONSTR - EQUIPMENT DIST	0.00	0.00	0.00	0.00	0.00	0.00	0.00
13 4500 739 001	BLDG ACQ & CONSTR - EQUIPMENT BHS	0.00	0.00	4,541.47	0.00	(4,541.47)	0.00	(4,541.47)
13 4500 739 002	BLDG ACQ & CONSTR - EQUIPMENT BE	0.00	0.00	0.00	0.00	0.00	0.00	0.00
13 4500 739 003	BLDG ACQ & CONSTR - EQUIPMENT PC	0.00	0.00	0.00	0.00	0.00	0.00	0.00
13 4500 739 004	BLDG ACQ & CONSTR - EQUIPMENT HE	0.00	0.00	0.00	0.00	0.00	0.00	0.00
13 4500 739 005	BLDG ACQ & CONSTR - EQUIPMENT BMS	0.00	0.00	0.00	0.00	0.00	0.00	0.00
13 4500 739 006	BLDG ACQ & CONSTR - EQUIPMENT AP	0.00	0.00	0.00	0.00	0.00	0.00	0.00
13 4500 739 007	BLDG ACQ & CONSTR - EQUIPMENT SE	0.00	0.00	0.00	0.00	0.00	0.00	0.00
13 4500 739 008	BLDG ACQ & CONSTR - EQUIPMENT BSMS	0.00	0.00	0.00	0.00	0.00	0.00	0.00
13 4500 890 000	BLDG ACQ & CONSTR - OTHER MISC EXP	0.00	0.00	0.00	0.00	0.00	0.00	0.00
4500	BLDG ACQ & CONSTR	0.00	2,631,948.52	15,426,724.37	0.00	(15,426,724.37)	0.00	(15,426,724.37)
5000	DEBT SERVICES							
13 5000 807 000	REPAYMENT OF TAXES FOR REVALUED PROP	0.00	0.00	0.00	0.00	0.00	0.00	0.00
13 5000 831 000	REDEMPTION OF PRINCIPAL	0.00	0.00	0.00	0.00	0.00	0.00	0.00
13 5000 832 000	DEBT SERVICE INTEREST	0.00	0.00	0.00	0.00	0.00	0.00	0.00
13 5000 833 000	BOND ISS & OTHER DEBT-RELATED COSTS	0.00	0.00	0.00	0.00	0.00	0.00	0.00
5000	DEBT SERVICES	0.00	0.00	0.00	0.00	0.00	0.00	0.00
13	SPECIAL BUILDING FUND - CHECKING	0.00	2,631,948.52	15,527,551.46	0.00	(15,527,551.46)	35,688.00	(15,563,239.46)

05/08/2026 01:02 PM

User ID: MDT

Account Number	Account Description	Revised Budget	Expended During Month	Expenditures to Date	% of Budget	Balance at EOM	P/ O Outstanding	Unencumbered Balance
21 2900 610 001 720	BHS French	0.00	27.95	259.15	0.00	(259.15)	0.00	(259.15)
21 2900 610 001 750	BHS Journalism	0.00	0.00	0.00	0.00	0.00	60.00	(60.00)
21 2900 610 001 800	BHS Miscellaneous	0.00	210.49	18,497.38	0.00	(18,497.38)	40.00	(18,537.38)
21 2900 610 001 801	BHS Robotics	0.00	0.00	2,225.91	0.00	(2,225.91)	0.00	(2,225.91)
21 2900 610 001 802	BHS Quiz Bowl	0.00	0.00	359.00	0.00	(359.00)	100.00	(459.00)
21 2900 610 001 804	BHS Multi Cultural Club	0.00	0.00	479.97	0.00	(479.97)	900.00	(1,379.97)
21 2900 610 001 805	BHS Boys' Youth Basketball	0.00	2,997.78	11,061.75	0.00	(11,061.75)	792.00	(11,853.75)
21 2900 610 001 806	BHS Outdoor Club	0.00	240.96	371.62	0.00	(371.62)	0.00	(371.62)
21 2900 610 001 807	BHS Key Club	0.00	0.00	449.71	0.00	(449.71)	0.00	(449.71)
21 2900 610 001 809	BHS National Honor Society	0.00	0.00	46.28	0.00	(46.28)	0.00	(46.28)
21 2900 610 001 811	BHS Prism Club	0.00	0.00	0.00	0.00	0.00	0.00	0.00
21 2900 610 001 820	BHS Environmental Science	0.00	0.00	0.00	0.00	0.00	0.00	0.00
21 2900 610 001 825	BHS Girls' Youth Basketball	0.00	4,044.16	8,047.01	0.00	(8,047.01)	346.59	(8,393.60)
21 2900 610 001 830	BHS PSAT/AP	0.00	0.00	2,083.50	0.00	(2,083.50)	0.00	(2,083.50)
21 2900 610 001 835	BHS Drivers' Education	0.00	0.00	0.00	0.00	0.00	0.00	0.00
21 2900 610 001 840	BHS Baylor Test Prep	0.00	0.00	0.00	0.00	0.00	0.00	0.00
21 2900 610 001 850	BHS Post Prom	0.00	0.00	0.00	0.00	0.00	0.00	0.00
21 2900 610 001 865	BHS Engineering	0.00	0.00	0.00	0.00	0.00	0.00	0.00
21 2900 610 001 890	BHS Student Senate	0.00	0.00	8,114.86	0.00	(8,114.86)	0.00	(8,114.86)
21 2900 610 001 900	BHS Music	0.00	0.00	0.00	0.00	0.00	0.00	0.00
21 2900 610 001 905	BHS Music Student Fundraising	0.00	0.00	0.00	0.00	0.00	0.00	0.00
21 2900 610 001 910	BHS Musical	0.00	6,876.11	15,994.56	0.00	(15,994.56)	422.52	(16,417.08)
21 2900 610 001 915	BHS Music Resale	0.00	0.00	0.00	0.00	0.00	0.00	0.00
21 2900 610 001 950	BHS Vocational	0.00	0.00	0.00	0.00	0.00	0.00	0.00
21 2900 610 001 952	BHS Art Lab	0.00	0.00	549.61	0.00	(549.61)	0.00	(549.61)
21 2900 610 001 953	BHS Art International Travel	0.00	0.00	0.00	0.00	0.00	0.00	0.00
21 2900 610 001 955	BHS Shop	0.00	0.00	0.00	0.00	0.00	0.00	0.00
21 2900 610 001 970	BHS Library	0.00	0.00	0.00	0.00	0.00	0.00	0.00
21 2900 610 002 210	BE Band Resale	0.00	0.00	0.00	0.00	0.00	0.00	0.00
21 2900 610 002 550	BE Miscellaneous	0.00	159.44	650.97	0.00	(650.97)	0.00	(650.97)
21 2900 610 002 555	BE Yearbook	0.00	0.00	0.00	0.00	0.00	0.00	0.00
21 2900 610 002 590	BE Student Council	0.00	528.50	1,499.51	0.00	(1,499.51)	0.00	(1,499.51)
21 2900 610 002 975	BE Library	0.00	16.80	924.52	0.00	(924.52)	0.00	(924.52)
21 2900 610 003 215	PC Band Resale	0.00	0.00	0.00	0.00	0.00	0.00	0.00
21 2900 610 003 505	PC Student Council	0.00	0.00	0.00	0.00	0.00	0.00	0.00
21 2900 610 003 557	PC Miscellaneous	0.00	729.64	729.64	0.00	(729.64)	0.00	(729.64)
21 2900 610 003 558	PC Yearbook	0.00	0.00	0.00	0.00	0.00	0.00	0.00
21 2900 610 003 971	PC Library	0.00	0.00	1,700.67	0.00	(1,700.67)	0.00	(1,700.67)
21 2900 610 004 220	HE Band Resale	0.00	0.00	1,460.13	0.00	(1,460.13)	0.00	(1,460.13)
21 2900 610 004 510	HE Student Council	0.00	0.00	153.72	0.00	(153.72)	0.00	(153.72)
21 2900 610 004 560	HE Miscellaneous	0.00	0.00	1,242.66	0.00	(1,242.66)	0.00	(1,242.66)
21 2900 610 004 565	HE Yearbook	0.00	0.00	0.00	0.00	0.00	0.00	0.00
21 2900 610 004 995	HE Library	0.00	0.00	1,315.78	0.00	(1,315.78)	0.00	(1,315.78)
21 2900 610 005 101	BMS Athletics	0.00	47.50	745.89	0.00	(745.89)	0.00	(745.89)
21 2900 610 005 110	BMS Football	0.00	0.00	4,799.37	0.00	(4,799.37)	1,815.00	(6,614.37)
21 2900 610 005 112	BMS Track	0.00	575.00	575.00	0.00	(575.00)	0.00	(575.00)
21 2900 610 005 120	BMS Volleyball	0.00	0.00	1,783.80	0.00	(1,783.80)	0.00	(1,783.80)
21 2900 610 005 130	BMS Boys' Basketball	0.00	0.00	2,397.70	0.00	(2,397.70)	0.00	(2,397.70)
21 2900 610 005 140	BMS Girls' Basketball	0.00	0.00	1,980.00	0.00	(1,980.00)	0.00	(1,980.00)
21 2900 610 005 146	BMS Cross Country	0.00	0.00	1,409.78	0.00	(1,409.78)	0.00	(1,409.78)
21 2900 610 005 185	BMS Wrestling	0.00	385.00	3,180.20	0.00	(3,180.20)	0.00	(3,180.20)
21 2900 610 005 601	BMS FBLA	0.00	0.00	0.00	0.00	0.00	0.00	0.00
21 2900 610 005 803	BMS Robotics	0.00	0.00	0.00	0.00	0.00	0.00	0.00
21 2900 610 005 810	BMS PTO	0.00	0.00	0.00	0.00	0.00	0.00	0.00
21 2900 610 005 845	BMS Yearbook	0.00	65.57	581.27	0.00	(581.27)	300.00	(881.27)

Account Number	Account Description	Revised Budget	Expended During Month	Expenditures to Date	% of Budget	Balance at EOM	P/ O Outstanding	Unencumbered Balance
21 2900 610 005 860	BMS Engineering	0.00	0.00	0.00	0.00	0.00	0.00	0.00
21 2900 610 005 870	BMS Leadership Group	0.00	0.00	0.00	0.00	0.00	0.00	0.00
21 2900 610 005 872	BMS Service Club	0.00	0.00	0.00	0.00	0.00	0.00	0.00
21 2900 610 005 891	BMS Student Senate	0.00	0.00	932.51	0.00	(932.51)	0.00	(932.51)
21 2900 610 005 892	BMS Cooking Club	0.00	206.42	1,137.11	0.00	(1,137.11)	0.00	(1,137.11)
21 2900 610 005 893	BMS Miscellaneous	0.00	0.00	0.00	0.00	0.00	0.00	0.00
21 2900 610 005 916	BMS Music Resale	0.00	0.00	0.00	0.00	0.00	0.00	0.00
21 2900 610 005 951	BMS Tech & Living	0.00	0.00	0.00	0.00	0.00	0.00	0.00
21 2900 610 005 996	BMS Library	0.00	0.00	1,365.82	0.00	(1,365.82)	0.00	(1,365.82)
21 2900 610 006 221	AP Band Resale	0.00	0.00	1,473.42	0.00	(1,473.42)	0.00	(1,473.42)
21 2900 610 006 511	AP Student Council	0.00	0.00	338.00	0.00	(338.00)	0.00	(338.00)
21 2900 610 006 561	AP Miscellaneous	0.00	671.39	5,119.99	0.00	(5,119.99)	0.00	(5,119.99)
21 2900 610 006 566	AP Yearbook	0.00	0.00	0.00	0.00	0.00	0.00	0.00
21 2900 610 006 976	AP Library	0.00	0.00	700.93	0.00	(700.93)	216.76	(917.69)
21 2900 610 007 222	SE Band Resale	0.00	0.00	0.00	0.00	0.00	0.00	0.00
21 2900 610 007 512	SE Student Council	0.00	487.09	1,442.73	0.00	(1,442.73)	0.00	(1,442.73)
21 2900 610 007 567	SE Miscellaneous	0.00	0.00	0.00	0.00	0.00	133.30	(133.30)
21 2900 610 007 568	SE Yearbook	0.00	0.00	0.00	0.00	0.00	0.00	0.00
21 2900 610 007 972	SE Library	0.00	0.00	2,947.19	0.00	(2,947.19)	285.50	(3,232.69)
21 2900 610 008 102	BSMS Athletics	0.00	77.48	2,955.26	0.00	(2,955.26)	0.00	(2,955.26)
21 2900 610 008 121	BSMS Football	0.00	0.00	5,370.00	0.00	(5,370.00)	1,350.00	(6,720.00)
21 2900 610 008 122	BSMS Track	0.00	2,478.00	2,793.00	0.00	(2,793.00)	0.00	(2,793.00)
21 2900 610 008 123	BSMS Volleyball	0.00	0.00	1,430.00	0.00	(1,430.00)	0.00	(1,430.00)
21 2900 610 008 124	BSMS Boys' Basketball	0.00	0.00	3,000.00	0.00	(3,000.00)	0.00	(3,000.00)
21 2900 610 008 143	BSMS Girls' Basketball	0.00	72.00	2,460.85	0.00	(2,460.85)	0.00	(2,460.85)
21 2900 610 008 147	BSMS Cross Country	0.00	0.00	464.00	0.00	(464.00)	0.00	(464.00)
21 2900 610 008 186	BSMS Wrestling	0.00	123.58	6,351.00	0.00	(6,351.00)	0.00	(6,351.00)
21 2900 610 008 602	BSMS FBLA	0.00	0.00	0.00	0.00	0.00	0.00	0.00
21 2900 610 008 808	BSMS Robotics	0.00	0.00	0.00	0.00	0.00	0.00	0.00
21 2900 610 008 846	BSMS Yearbook	0.00	0.00	0.00	0.00	0.00	40.00	(40.00)
21 2900 610 008 861	BSMS Engineering	0.00	0.00	0.00	0.00	0.00	0.00	0.00
21 2900 610 008 871	BSMS Service Club	0.00	0.00	140.99	0.00	(140.99)	0.00	(140.99)
21 2900 610 008 894	BSMS Student Senate	0.00	139.79	277.75	0.00	(277.75)	250.00	(527.75)
21 2900 610 008 895	BSMS Cooking Club	0.00	0.00	775.62	0.00	(775.62)	0.00	(775.62)
21 2900 610 008 896	BSMS Miscellaneous	0.00	0.00	0.00	0.00	0.00	0.00	0.00
21 2900 610 008 917	BSMS Music Resale	0.00	0.00	0.00	0.00	0.00	0.00	0.00
21 2900 610 008 997	BSMS Library	0.00	0.00	1,515.21	0.00	(1,515.21)	0.00	(1,515.21)
2900	OTHER SUPPORT SERVICES	0.00	63,454.50	501,481.90	0.00	(501,481.90)	61,585.64	(563,067.54)
21	ACTIVITY FUND	0.00	63,454.50	501,481.90	0.00	(501,481.90)	61,585.64	(563,067.54)

Account Number	Account Description	Revised Budget	Expended During Month	Expenditures to Date	% of Budget	Balance at EOM	P/ O Outstanding	Unencumbered Balance
22	STUDENT FEE FUND							
2190	OTHER PUPIL SUPPORT SERVICES							
22 2190 340 000 670	REPAIRS	0.00	1,989.00	5,955.14	0.00	(5,955.14)	0.00	(5,955.14)
22 2190 610 000 670	SUPPLIES	0.00	0.00	248.31	0.00	(248.31)	0.00	(248.31)
2190	OTHER PUPIL SUPPORT SERVICES	0.00	1,989.00	6,203.45	0.00	(6,203.45)	0.00	(6,203.45)
22	STUDENT FEE FUND	0.00	1,989.00	6,203.45	0.00	(6,203.45)	0.00	(6,203.45)

Account Number	Account Description	Revised Budget	Expended During Month	Expenditures to Date	% of Budget	Balance at EOM	P/ O Outstanding	Unencumbered Balance
25	BOND FUND							
5000	DEBT SERVICES							
25 5000 831 000	REDEMPTION OF PRINCIPAL	0.00	0.00	2,328,459.51	0.00	(2,328,459.51)	0.00	(2,328,459.51)
25 5000 832 000	DEBT SERVICE INTEREST	0.00	0.00	2,650,000.00	0.00	(2,650,000.00)	0.00	(2,650,000.00)
25 5000 833 000	BOND ISS & OTHER DEBT-RELATED COSTS	0.00	0.00	2,400.00	0.00	(2,400.00)	0.00	(2,400.00)
25 5000 890 000	OTHER MISC EXPENSES	0.00	0.00	0.00	0.00	0.00	0.00	0.00
5000	DEBT SERVICES	0.00	0.00	4,980,859.51	0.00	(4,980,859.51)	0.00	(4,980,859.51)
25	BOND FUND	0.00	0.00	4,980,859.51	0.00	(4,980,859.51)	0.00	(4,980,859.51)

BPS Monthly Expenditure Report by Function

Account Number	Account Description	Revised Budget	Expended During Month	Expenditures to Date	% of Budget	Balance at EOM	P/ O Outstanding	Unencumbered Balance
Grand Total:		56,980,007.00	7,376,857.69	57,678,787.59	101.95	(698,780.59)	412,443.91	(1,111,224.50)

	<u>PIK/Gross</u>	<u>Amount</u>	<u>Expense/ Employer</u>	<u>Adjustment Amount</u>	<u>Check Total</u>	<u>Payee ID</u>	<u>Payee Name</u>	
Checking Account ID: GENERAL								
ADD								
ACTDRIVE Activity Driver			8,737.08					
ACTIVITY Activity			4,149.28					
ADSUPSUBPC Admin Support Sub PC			163.79					
BEREAVE Bereavement			960.80					
CREDITREC Credit Recovery			738.54					
CURR1 Curriculum Work			523.92					
DUALENR Dual Enrollment			900.00					
GERTDRIV Route Driver			18,869.84					
HOURLY Hourly			290,072.15					
INHOUSE In-House Sub			1,484.00					
OT Overtime			13,957.97					
OT1 Overtime Act			307.65					
PARASUB Substitute Paraprofessional			8,818.45					
PERSONAL Personal			2,521.83					
SATURDAY Saturday School			1,124.60					
SICK Sick			11,383.64					
SPDRIVE Sped Driver			21,056.04					
SUB Substitute			77,962.50					
SUBACCBMS Sub Accompanist BMS			83.44					
SUBACCBMS Sub Accompanist BSMS			87.14					
SUBLT Substitute Long Term			8,645.00					
SUMMSCHO Summer School			1,544.22					
VACATION Vacation			895.02					
			474,986.90					
CONTRACT								
C01 Contract			2,105,394.83					
C02 Contract			669.82					
EXTRADUTY1 Extra Duty			42,375.35					
EXTRADUTY2 Extra Duty			16,465.16					
EXTRADUTY3 Extra Duty			4,450.29					
EXTRADUTY4 Extra Duty			997.20					
EXTRADUTY5 Extra Duty			243.91					
INLIEU Cash in lieu			51,835.08					
LONGEVITY Longevity			3,812.97					
LTD Long Term Disability			5,308.26					
PHONESTIP Cell Phone Stipend			120.00					
			2,231,672.87					
DEDUCTION								
403B TSA 403b	6,292.61				6,292.61	403B	403B Consultants LLC	A
403BROTH 403b Roth	2,160.00				2,160.00	403B	403B Consultants LLC	A
AFLAC AFLAC	168.39				168.39	AFLAC	Aflac	A
BCBSMISSED BCBS Missed Ded	113.65	62.41			176.06	BCBS	Blue Cross/Blue Shield of NE	
CAFEMED Med Reimb FSA	7,596.33				7,596.33	BPSSECT125	BPS Section 125 Plan	
CAICGROUP CAIC Group	126.83				126.83	AFLACGROUP	Aflac Group Insurance	
CREDITMGMT Garnishment	483.75				483.75	CREDITMGMT	CREDIT MANAGEMENT SERVICES, INC.	
DENTAL Dental	17,994.16	20,630.53			38,624.69	BCBS	Blue Cross/Blue Shield of NE	
DEPCARE Dep Care FSA	7,512.60				7,512.60	BPSSECT125	BPS Section 125 Plan	
HEALTHINS Health Insur		546,073.38			546,073.38	BCBS	Blue Cross/Blue Shield of NE	
HORMANLIFE H.Mann Life	419.94				419.94	HORMANLIFE	Horace Mann Life Insurance Company	
LTDISAB Long Term Disab	5,308.26				5,308.26	MADNATL	Madison National Life Ins. Co., Inc.	
NECHLDSPTT Child Sppt	365.00				365.00	NECHLDSPTT	NCSPC	
NFMGARN Garnishment	(376.88)			1,514.52	1,137.64	NFMGARN	NEBRASKA FURNITURE MART	
NISLIFE Life		1,067.85			1,067.85	NISLIFE	Madison National Life Ins. Co, Inc	
NISVOLLIFE Vol Life	1,549.35				1,549.35	NISLIFE	Madison National Life Ins. Co, Inc	
SECURBENE Sec Ben 403b	3,294.15				3,294.15	SECURBENE	SECURITY BENEFIT	

	<u>PIK/Gross</u>	<u>Amount</u>	<u>Expense/ Employer</u>	<u>Adjustment Amount</u>	<u>Check Total</u>	<u>Payee ID</u>	<u>Payee Name</u>	
STANDACCID Accident		2,716.76			2,716.76	STANDARD	Standard Insurance Company	
STANDCRIT Critical		1,378.00			1,378.00	STANDARD	Standard Insurance Company	
STANDHOSP Hospital		1,473.86			1,473.86	STANDARD	Standard Insurance Company	
SURENCYEYE Vision		2,942.14			2,942.14	SURENCY	Surency Life and Health	
TEAMMATES Teammates		511.00			511.00	TEAMMATES	TEAMMATES	
TRUSTMARK Trustmark		3,600.27			3,600.27	TRUSTMARK	TRUSTMARK VOLUNTARY BENEFIT SOLUTIONS INC	
		<u>65,630.17</u>	<u>567,834.17</u>	<u>1,514.52</u>	<u>634,978.86</u>			
INDIVIDUAL BANK ACCOUNT DEDUCTION								
HSA HSA	480,858.95	16,587.87	24,736.42		41,324.29			D
		<u>16,587.87</u>	<u>24,736.42</u>	<u>0.00</u>	<u>41,324.29</u>			
RET DEDUCTION								
NPERS Retirement	2,532,829.79	202,626.23	186,162.97		388,789.20	BPSBUS	BPS Business Account	
NPERSINC Retirement	2,532,829.79		18,489.71		18,489.71	BPSBUS	BPS Business Account	
		<u>202,626.23</u>	<u>204,652.68</u>	<u>0.00</u>	<u>407,278.91</u>			
TAX								
FIT FIT	2,441,404.81	186,442.15			186,442.15	EFTPS	ELECTRONIC FEDERAL TAX PAYMENT SYSTEM	A
FUTA FUTA	2,706,659.77							
MEDICARE MEDICARE	2,653,617.80	38,477.52	38,477.52		76,955.04	EFTPS	ELECTRONIC FEDERAL TAX PAYMENT SYSTEM	A
SITNE SIT NE	2,441,404.81	75,177.13			75,177.13	BPSBUS	BPS Business Account	
SOCSEC SOC SEC	2,653,617.80	164,524.53	164,524.53		329,049.06	EFTPS	ELECTRONIC FEDERAL TAX PAYMENT SYSTEM	A
SUTANE SUTA NE	2,706,659.77							
WCNE WORK COMP NE	2,706,659.77							
		<u>464,621.33</u>	<u>203,002.05</u>	<u>0.00</u>	<u>667,623.38</u>			
						Net Pay:	1,957,194.17	
						Cash Total:	3,708,399.61	
Non - FIT Taxable Deductions		265,254.96						
Non - SIT Taxable Deductions		265,254.96						
Non - SOC SEC Taxable Deductions		53,041.97						
Non - MEDICARE Taxable Deductions		53,041.97						
Direct Deposits		1,998,518.46						
Automatic Payments		601,067.25						
Adds + Contracts + Deduction Adds		2,706,659.77						

	<u>PIK/Gross</u>	<u>Amount</u>	<u>Expense/ Employer</u>	<u>Adjustment Amount</u>	<u>Check Total</u>	<u>Payee ID</u>	<u>Payee Name</u>	
Checking Account ID: HOTLUNCH								
ADD								
COOKSUB Substitute Cook			3,054.13					
HOURLY Hourly			67,476.66					
PERSONAL Personal			461.68					
SICK Sick			3,443.41					
			<u>74,435.88</u>					
CONTRACT								
C01 Contract			7,562.19					
INLIEU Cash in lieu			968.22					
LTD Long Term Disability			131.51					
			<u>8,661.92</u>					
DEDUCTION								
DENTAL Dental		175.55	221.31		396.86	BCBS	Blue Cross/Blue Shield of NE	
HEALTHINS Health Insur		712.08	4,981.63		5,693.71	BCBS	Blue Cross/Blue Shield of NE	
LTDISAB Long Term Disab		131.51			131.51	MADNATL	Madison National Life Ins. Co., Inc.	
NISLIFE Life			76.65		76.65	NISLIFE	Madison National Life Ins. Co, Inc	
NISVOLLIFE Vol Life		125.82			125.82	NISLIFE	Madison National Life Ins. Co, Inc	
STANDACCID Accident		184.10			184.10	STANDARD	Standard Insurance Company	
STANDCRIT Critical		150.40			150.40	STANDARD	Standard Insurance Company	
STANDHOSP Hospital		50.75			50.75	STANDARD	Standard Insurance Company	
SURENCYEYE Vision		108.34			108.34	SURENCY	Surency Life and Health	
TRUSTMARK Trustmark		123.78			123.78	TRUSTMARK	TRUSTMARK VOLUNTARY BENEFIT SOLUTIONS INC	
		<u>1,762.33</u>	<u>5,279.59</u>	<u>0.00</u>	<u>7,041.92</u>			
RET DEDUCTION								
NPERS Retirement	78,943.94	6,315.53	5,802.35		12,117.88	BPSBUS	BPS Business Account	
NPERSINC Retirement	78,943.94		576.30		576.30	BPSBUS	BPS Business Account	
		<u>6,315.53</u>	<u>6,378.65</u>	<u>0.00</u>	<u>12,694.18</u>			
TAX								
FIT FIT	75,786.30	2,069.69			2,069.69	EFTPS	ELECTRONIC FEDERAL TAX PAYMENT SYSTEM	A
FUTA FUTA	83,097.80							
MEDICARE MEDICARE	82,101.83	1,190.49	1,190.49		2,380.98	EFTPS	ELECTRONIC FEDERAL TAX PAYMENT SYSTEM	A
SITNE SIT NE	75,786.30	1,381.76			1,381.76	BPSBUS	BPS Business Account	
SOCSEC SOC SEC	82,101.83	5,090.29	5,090.29		10,180.58	EFTPS	ELECTRONIC FEDERAL TAX PAYMENT SYSTEM	A
SUTANE SUTA NE	83,097.80							
WCNE WORK COMP NE	83,097.80							
		<u>9,732.23</u>	<u>6,280.78</u>	<u>0.00</u>	<u>16,013.01</u>			
						Net Pay:	65,287.71	
						Cash Total:	101,036.82	
Non - FIT Taxable Deductions		7,311.50						
Non - SIT Taxable Deductions		7,311.50						
Non - SOC SEC Taxable Deductions		995.97						
Non - MEDICARE Taxable Deductions		995.97						
Direct Deposits		65,287.71						
Automatic Payments		14,631.25						
Adds + Contracts + Deduction Adds		83,097.80						

Vendor Name	Vendor Description	Amount
BOND FUND		
BOK FINANCIAL		\$4,331,809.18
Fund Number 25		<u>\$4,331,809.18</u>
Checking Account ID BONDFUND		<u>\$4,331,809.18</u>
DEPRECIATION		
WOODHOUSE		\$62,888.00
Fund Number 03		<u>\$62,888.00</u>
Checking Account ID DEPRCHECK		<u>\$62,888.00</u>
GENERAL FUND CHECKING		
360 COMMUNITY SERVICES		\$2,749.28
A UNITED AUTOMATIC DOORS & GLASS, INC		\$182.50
ACCESS SYSTEMS LEASING		\$13,453.70
ACCESS SYSTEMS		\$824.60
ADVANCE AUTO PARTS		\$11.98
AMAZON CAPITAL SERVICES		\$12,052.78
AMERICAN COLLEGE TESTING		\$55.50
Anderson, Lindsey		\$27.55
ART FX		\$1,030.00
Assmann, Kathryn		\$62.57
Austin, Marc		\$52.93
AWARDS UNLIMITED, INC.		\$227.48
BENNINGTON AUTO INC		\$2,627.03
Biehler, Hallie		\$46.26
Bombeck, Daniel		\$188.21
Bottorff, Alexandria		\$63.35
Bouaphakeo, Ann		\$80.77
BOUND TO STAY BOUND BOOKS		\$82.08
BOYS TOWN		\$5,700.00
Callahan, Jennifer		\$27.55
CAPSAN		\$503.79
CAROLINA BIOLOGICAL SUPPLY COMPANY		\$764.89
CERRIS SYSTEMS		\$19,207.05
Christian, Jack		\$20.88
CONTROLLED RAIN		\$5,380.00
COX BUSINESS		\$1,318.39
CUBBY'S, INC		\$53.26
CULLIGAN		\$42.00
CURRICULUM ASSOCIATES LLC		\$334.19
DAILY RECORD, THE		\$352.66
DeHart, Melissa		\$63.80
DIETZE MUSIC HOUSE, INC		\$1,323.81
DOUGLAS COUNTY ASSESSOR/REGISTER OF DEEDS		\$25.00
ELECTRICITY, LLC		\$471.80
ELKHORN GLASS INC		\$940.00
Engel, Olivia		\$22.19
ESU 3		\$25,715.83
FASTSIGNS		\$698.40
FIBER PLATFORM, LLC		\$2,190.59
FILTER SHOP, INC		\$404.60
FIRST STUDENT, INC		\$32,488.29

Vendor Name	Vendor Description	Amount
Fitzgerald, Abby		\$82.29
FLINN SCIENTIFIC CO.		\$2,129.98
FOLLETT CONTENT SOLUTIONS, LLC		\$10,667.77
FULL COMPASS SYSTEMS, LTD		\$16.30
GARY CLEMMER		\$270.00
GOODWILL INDUSTRIES, INC		\$8,625.00
GOPHER		\$110.34
Gutz, Stacy		\$92.80
HAMPTON INN - KEARNEY		\$682.85
HARLOW'S SCHOOL BUS SERVICE, INC.		\$5,824.80
HD SUPPLY, INC.		\$13,513.98
HILAND DAIRY, INC.		\$85.32
HOLIDAY INN KEARNEY		\$149.95
HOTSY EQUIP CO		\$768.17
HY-VEE INC		\$940.47
I3 BANK		\$750,000.00
Ingram, Zavaire		\$205.61
INLAND TRUCK PARTS COMPANY		\$1,780.54
INTERSTATE POWER SYSTEMS, INC		\$12,254.82
Johanek, Jay		\$181.98
JOSTENS INC		\$2,388.20
JUST FOR KIDS THERAPY INC		\$24,960.75
Kalina, Gerald		\$169.40
KELLEY PLUCKER, LLC		\$6,950.00
Kessell, Christopher		\$117.45
KNUDSEN OIL & FEED		\$213.44
KUPER, JAMES		\$1,228.50
LAKESHORE LEARNING MATERIALS		\$501.01
Lamberty, Gregory		\$60.90
LANG DIESEL INC		\$324.72
LEARNING FORWARD NEBRASKA		\$1,200.00
LITTLE SIGN COMPANY, THE		\$215.00
Loptin, Robbie		\$68.15
MATH MEDIC		\$129.00
MAXIM HEALTH CARE SERVICES		\$1,225.44
McCoy, Jodi		\$271.15
METROPOLITAN UTILITIES DISTRICT		\$23,604.00
MIDWEST BUS PARTS		\$560.56
Mitchell, Kimberly		\$195.32
NEBRASKA COUNCIL OF SCHOOL ADMINISTRATORS		\$630.00
NEBRASKA PEDIATRIC PRACTICE INC		\$1,250.00
NEBRASKA STATE LITERACY ASSOCIATION		\$198.00
NEBRASKA.GOV		\$614.00
NEFF TOWING, INC		\$435.00
Ohlson, Calena		\$39.15
ONE SOURCE		\$636.00
OPPD		\$75,547.00
Panning, Emily		\$207.36
PERRY LAW FIRM		\$4,719.00
Plas, Aaron		\$377.40
POPCO INC., DBA IDEAL PURE WATER		\$5.00
PORT-A-JOHNS INC		\$815.00
PRESTO-X		\$2,529.08
Puck, Julie		\$26.10
QUALITY BUS & TRUCK PARTS		\$250.00

Vendor Name	Vendor Description	Amount
Reinwald, Alexander		\$63.08
Rowell, Lillian		\$261.00
Rowley, Pamela		\$33.50
RSP & ASSOCIATES, LLC		\$13,000.00
RTG BUILDING SERVICES, INC		\$81,377.08
SAPP BROS., INC.		\$17,206.91
SECURITY EQUIPMENT, INC		\$1,590.00
Sindelar, Kathryn		\$145.79
SPORTS FACILITY MAINTENANCE, LLC		\$8,805.00
STERICYCLE, INC		\$470.07
Stuart, Jyntri		\$420.51
SUMMIT FIRE PROTECTION CO.		\$2,941.30
TK ELEVATOR CORPORATION		\$1,612.56
Townsend, Jake		\$50.03
TRANE US INC		\$8,161.00
TRUCK CENTER COMPANIES		\$1,292.98
TURF TANK		\$963.18
Uchtman, Robert		\$108.75
Underwood, Sheryl		\$113.10
UNITED ELECTRIC SUPPLY		\$449.00
US BANK		\$9,545.54
USIC LOCATING SERVICES, LLC		\$64.74
VERIZON		\$394.19
VIRCO INC		\$1,157.00
VISITING NURSE HEALTH SERVICES		\$6,105.00
VOSS, DOUGLAS		\$783.00
WEST MUSIC		\$37.90
WHC NE, LLC DBA ZTRIP		\$10,920.90
WHITE CASTLE ROOFING		\$13,208.00
WM CORPORATE SERVICES, INC		\$9,234.63
Wright, Nicole		\$52.20
YOUNG, ANDREA		\$0.00
Young, Norise		\$101.07
ZUM SERVICES INC.		\$6,525.10
Fund Number 01		<u>\$1,290,105.70</u>
Checking Account ID GENERAL		<u>\$1,290,105.70</u>
SPECIAL BUILDING FUND - CHECKING		
DLR GROUP		\$105,546.31
EIDE BAILLY LLP		\$15,750.00
HAUSMANN CONSTRUCTION, INC		\$3,102,689.89
TERRACON CONSULTANTS INC		\$17,353.50
THOMPSON CONSTRUCTION INC.		\$92,178.57
Fund Number 13		<u>\$3,333,518.27</u>
Checking Account ID SPECBLDG		<u>\$3,333,518.27</u>
STUDENT FEE FUND		
AMAZON CAPITAL SERVICES		\$183.38
US BANK		\$1,659.30
Fund Number 22		<u>\$1,842.68</u>

Cash Flow Report

Fund Number		Beginning Cash	Revenues	Expenses	Payables Change	Ending Cash
01	GENERAL FUND CHECKING	2,408,431.27	2,251,133.35	(4,351,103.68)	(1,514.52)	166,268.35
02	NUTRITION SERVICES	996,545.35	215,255.42	(234,566.97)	0.00	977,233.80
03	DEPRECIATION	150,137.18	46.36	(93,795.02)	0.00	150,046.36
04	SPECIAL BUILDING FUND - SAVINGS	215,775.61	218,953.40	0.00	0.00	434,729.01
05	UNEMPLOYMENT - SAVINGS	9,871.77	0.81	0.00	0.00	9,872.58
06	GENERAL - SAVINGS	206,136.93	8,855,493.47	0.00	0.00	54,927.40
08	BUSINESS ACCT	15,500.00	0.00	0.00	0.00	15,500.00
13	SPECIAL BUILDING FUND - CHECKING	100,047.78	52.49	(2,631,948.52)	0.00	100,052.49
14	BUILDING FUND - NLAf	46,955,376.01	126,492.36	0.00	0.00	44,449,967.63
15	QSC BONDS - NLAf	0.01	0.00	0.00	0.00	0.01
16	QSC BONDS -SAVINGS	30,717.26	103.74	0.00	0.00	30,821.00
18	GENERAL FUND CDARS	6,108,992.60	13,496.43	0.00	0.00	15,269,870.10
19	BUILDING FUND CDARS	382,598.20	1,023.30	0.00	0.00	383,621.50
20	DEPRECIATION CDARS	4,823,056.32	12,758.11	0.00	0.00	4,742,156.59
21	ACTIVITY FUND	610,667.30	53,875.86	(63,454.50)	0.00	601,088.66
22	STUDENT FEE FUND	74,480.93	542.01	(1,989.00)	0.00	73,033.94
24	QSC BONDS CDARS	660,037.13	1,765.33	0.00	0.00	661,802.46
25	BOND FUND	6,959,547.97	4,375,951.52	0.00	0.00	11,335,499.49
27	UNEMPLOYMENT CDARS	296,851.91	793.95	0.00	0.00	297,645.86
Grand Total:		71,004,771.53	16,127,737.91	(7,376,857.69)	(1,514.52)	79,754,137.23

Vendor Name	Vendor Description	Amount
NUTRITION SERVICES		
AMAZON CAPITAL SERVICES		\$726.01
CHESTERMAN COMPANY		\$4,953.60
CINTAS CORPORATION		\$1,647.27
DOMINGUEZ, ISHAH		\$31.75
EAKES OFFICE SOLUTIONS		\$4,658.81
ELECTRICITY, LLC		\$347.50
GREATER OMAHA REFRIGERATION		\$671.14
HILAND DAIRY, INC.		\$16,931.62
HOBART SERVICE		\$956.25
PERFORMANCE FOODSERVICE		\$94,202.09
ROTELLA'S ITALIAN BAKERY		\$4,652.87
US BANK		\$1,960.65
US FOODS, INC.		\$872.92
WALDINGER CORPORATION, THE		\$781.01
Watsabaugh, Tracy		\$136.66
Fund Number 02		<hr/> \$133,530.15
Checking Account ID HOTLUNCH		<hr/> \$133,530.15

Vendor Name	Vendor Description	Amount
ACTIVITY FUND		
AL LYNX BASKETBALL		\$350.00
AL-BARAKAT, HAIDER		\$85.00
AMAZON CAPITAL SERVICES		\$3,134.76
ASHBRIDGE, ANTHONY		\$75.00
ASHLAND-GREENWOOD PUBLIC SCHOOLS		\$110.00
AWARDS UNLIMITED, INC.		\$1,310.59
BACUS, JOHN		\$150.00
BAHNSEN, BRANDON		\$280.00
BELLEVUE WEST		\$200.00
BENNINGTON ELEMENTARY PTO		\$159.44
BREAKFIELD, VERNON		\$1,200.00
BROWN, ANISSA		\$160.00
BROWN, TROY		\$160.00
BRYAN HIGH SCHOOL		\$275.00
BSN SPORTS LLC		\$2,066.31
BUCHANON, ANDREW		\$75.00
CALLAM SPORTS PHOTOGRAPHY		\$342.00
CARDENAS, JUAN		\$170.00
CENTER STAGE DANCE		\$4,300.00
CLOSE, BRITTANY		\$85.00
COLUMBUS HIGH SCHOOL		\$250.00
CROWN TROPHY & AWARDS		\$130.00
CURZON PROMOTIONAL GRAPHICS		\$609.95
CZERWINSKI, ANDREW		\$545.00
DEBUSE, KYLE		\$70.00
DELLACQUA, TONY		\$150.00
DERTZO, DAVID		\$310.00
ELECTRONIC SOUND INC		\$568.00
ELKHORN HIGH SCHOOL		\$325.00
ELKHORN SOUTH HIGH SCHOOL		\$150.00
ELL, JILL		\$100.00
FAIRFIELD INN & SUITES		\$2,875.20
FIEDLER, NICHOLAS		\$150.00
FISHER, ROBERT		\$245.00
FORD, JAYSON		\$150.00
FRANCK, CHRIS		\$150.00
FRANKS, DENNIS		\$85.00
FRUGE, JOSHUA		\$170.00
GARLOCK, BRAD		\$80.00
GRAVER, NATHAN		\$70.00
GREIG, DANAE		\$85.00
GRETNA PUBLIC SCHOOLS		\$400.00
HAMMOND, NEIL		\$80.00
HARTUNG, JASON		\$160.00
HENNIGAR, WILLIAM		\$120.00
HODGES, ROB		\$70.00
HORNE, ANDREA		\$100.00
HOUSTON, JAMES		\$300.00
HY-VEE INC		\$206.42
JETTER, ZACHARY		\$160.00
JONES, LOGAN		\$250.00
JONES, NATHAN		\$85.00
KING, GARY		\$150.00
KOTTICH, CODY		\$80.00
LANHAM, TROY		\$80.00

Vendor Name	Vendor Description	Amount
LINCOLN NORTHWEST HIGH SCHOOL		\$590.00
LUTZ, ZACH		\$160.00
MARSH, SCOT		\$160.00
MATHEWS, DREW		\$80.00
MATHEWS, MONTY		\$150.00
McBRATNEY, CHRIS		\$150.00
MENJIVAR, ENRIQUE		\$300.00
MERGENS, JUSTIN		\$85.00
MIELKE, SKYE		\$100.00
MILLER, MICHAEL		\$160.00
MOORE, BRANDON		\$70.00
MRG HAUFF LLC		\$2,013.00
MUSTANG YOUTH BASKETBALL		\$225.00
NELSON, STACIA		\$150.00
NIELSEN, MARCUS		\$85.00
NIETOC		\$350.00
Omaha South High School		\$150.00
ORWIG, TY		\$170.00
PATE, JEFF		\$140.00
PEDALNETICS		\$1,000.00
PELLERITO, ANDREW		\$160.00
PLATTSMOUTH COMMUNITY SCHOOLS		\$370.00
PURCELL, NOLAN		\$85.00
RAHMANI, RAHMAN		\$75.00
RALSTON HIGH SCHOOL		\$200.00
REINEKE, NICHOLAS		\$170.00
ROBERTS, ELLIOT		\$50.00
RODRIGUEZ, GILBERTO		\$255.00
ROSSE, AARON		\$150.00
SANJURJO, MATT		\$140.00
SAVAGE, TREYTON		\$150.00
SCHENEMAN, ANDREW		\$85.00
SCHNEIDER, CARL		\$310.00
SIGNATURE CHAMPIONSHIP RINGS		\$3,350.00
SINTEK, CHRIS		\$70.00
SMITH, ZACK		\$255.00
STRUCK, GILES		\$50.00
TAF LLC DBA A VIEW ON STATE		\$5,655.00
TALHA, JAAFAR		\$170.00
TERKELSEN, LORI		\$238.05
TORRES, MATTHEW		\$80.00
UNIVERSAL CHEERLEADERS ASSOC		\$11,870.00
US BANK		\$6,680.78
VIGNERI, VINCENT		\$255.00
WAVERLY HIGH SCHOOL		\$450.00
WEILL, DAVID		\$160.00
WESTOVER, JEFF		\$250.00
WICK, ETHAN		\$75.00
WIGGINTON, ZACHARY		\$255.00
WILDCAT HOOPS		\$1,005.00
YORK HIGH SCHOOL		\$150.00
Fund Number 21		\$63,704.50
Checking Account ID	ACTIVITY	\$63,704.50

Regular; Beginning Month 04/2026; Processing Month 04/2026; Accounts to Include Accounts with Activity; Fund Number 21

Fund: 21 ACTIVITY FUND

<u>Chart of Account Number</u>	<u>Chart of Account Description</u>	<u>Beginning Balance</u>	<u>Expenses</u>	<u>Revenues</u>	<u>Balance Change</u>	<u>Balance</u>
21 765 0100	BHS Athletics	37,684.83	2,765.40	984.00	0.00	35,903.43
21 765 0101	BMS Athletics	59,809.33	47.50	0.00	0.00	59,761.83
21 765 0102	BSMS Athletics	24,970.57	77.48	0.00	0.00	24,893.09
21 765 0105	BHS Football	16,449.63	1,046.89	0.00	0.00	15,402.74
21 765 0110	BMS Football	(20,670.58)	0.00	0.00	0.00	(20,670.58)
21 765 0111	BHS Varsity Track	2,938.12	2,386.43	3,658.00	0.00	4,209.69
21 765 0112	BMS Track	(6,300.36)	575.00	600.00	0.00	(6,275.36)
21 765 0113	BHS Athletic Training	3,079.78	0.00	0.00	0.00	3,079.78
21 765 0114	BHS Uniforms	1,241.93	0.00	0.00	0.00	1,241.93
21 765 0115	BHS Volleyball	5,965.41	0.00	0.00	0.00	5,965.41
21 765 0116	BHS Lodging/Meals	(5,188.84)	0.00	0.00	0.00	(5,188.84)
21 765 0117	BHS Dues/Fees	1,743.49	0.00	0.00	0.00	1,743.49
21 765 0118	BHS Cross Country Club	1,859.07	0.00	0.00	0.00	1,859.07
21 765 0119	BHS Baseball	6,202.42	3,911.74	4,566.38	0.00	6,857.06
21 765 0120	BMS Volleyball	6,627.43	0.00	0.00	0.00	6,627.43
21 765 0121	BSMS Football	(7,022.53)	0.00	0.00	0.00	(7,022.53)
21 765 0122	BSMS Track	(106.38)	2,478.00	1,233.00	0.00	(1,351.38)
21 765 0123	BSMS Volleyball	3,223.92	0.00	0.00	0.00	3,223.92
21 765 0124	BSMS Boys' Basketball	752.54	0.00	0.00	0.00	752.54
21 765 0125	BHS Boys' Basketball	3,730.16	286.65	0.00	0.00	3,443.51
21 765 0130	BMS Boys' Basketball	(1,768.66)	0.00	0.00	0.00	(1,768.66)
21 765 0131	BHS Unified Track & Field	380.00	0.00	0.00	0.00	380.00
21 765 0132	BHS Unified Track & Field Club	74.24	0.00	0.00	0.00	74.24
21 765 0135	BHS Girls' Basketball	9,700.42	567.15	0.00	0.00	9,133.27
21 765 0140	BMS Girls' Basketball	(4,728.48)	0.00	0.00	0.00	(4,728.48)
21 765 0141	BHS Baseball Club	(3,188.22)	0.00	0.00	0.00	(3,188.22)
21 765 0142	BHS Volleyball Club	10,471.20	0.00	0.00	0.00	10,471.20
21 765 0143	BSMS Girls' Basketball	(373.30)	72.00	0.00	0.00	(445.30)
21 765 0145	BHS Cross Country	3,126.89	0.00	0.00	0.00	3,126.89
21 765 0146	BMS Cross Country	(2,341.05)	0.00	0.00	0.00	(2,341.05)
21 765 0147	BSMS Cross Country	(609.00)	0.00	0.00	0.00	(609.00)
21 765 0150	BHS Boys' Golf	3,889.37	635.00	660.00	0.00	3,914.37
21 765 0151	BHS Softball Club	1,212.70	0.00	0.00	0.00	1,212.70
21 765 0152	BHS Boys' Soccer	2,883.55	4,117.36	2,648.50	0.00	1,414.69
21 765 0153	BHS Boys' Soccer Fundraising	5,882.30	0.00	0.00	0.00	5,882.30
21 765 0155	BHS Girls' Golf	163.92	120.00	0.00	0.00	43.92

Regular; Beginning Month 04/2026; Processing Month 04/2026; Accounts to Include Accounts with Activity; Fund Number 21

Fund: 21 ACTIVITY FUND

<u>Chart of Account Number</u>	<u>Chart of Account Description</u>	<u>Beginning Balance</u>	<u>Expenses</u>	<u>Revenues</u>	<u>Balance Change</u>	<u>Balance</u>
21 765 0156	BHS Girls' Tennis	542.48	261.03	0.00	0.00	281.45
21 765 0164	BHS Girls' Soccer	4,903.83	3,487.65	3,208.50	0.00	4,624.68
21 765 0165	BHS Girls' Soccer Fundraising	4,466.59	62.06	0.00	0.00	4,404.53
21 765 0166	BHS Girls' Tennis Club	2,649.79	0.00	0.00	0.00	2,649.79
21 765 0180	BHS Wrestling	1,558.02	0.00	0.00	0.00	1,558.02
21 765 0185	BMS Wrestling	(5,789.02)	385.00	0.00	0.00	(6,174.02)
21 765 0186	BSMS Wrestling	(2,414.18)	123.58	0.00	0.00	(2,537.76)
21 765 0190	BHS Girls' Softball	3,760.26	0.00	0.00	0.00	3,760.26
21 765 0191	BHS Unified Bowling	884.07	0.00	0.00	0.00	884.07
21 765 0192	BHS Boys' Golf Club	1,514.57	0.00	0.00	0.00	1,514.57
21 765 0193	BHS Girls' Golf Club	1,741.28	0.00	0.00	0.00	1,741.28
21 765 0194	BHS Unified Bowling Club	900.00	0.00	0.00	0.00	900.00
21 765 0195	BHS Track Club	7,459.21	66.01	50.00	0.00	7,443.20
21 765 0196	BHS Football Club	(3,365.62)	929.00	0.00	0.00	(4,294.62)
21 765 0197	BHS Wrestling Club	3,769.54	0.00	0.00	0.00	3,769.54
21 765 0200	BHS Band	10,800.55	130.00	0.00	0.00	10,670.55
21 765 0205	BHS Flag Corp	(2,208.48)	0.00	0.00	0.00	(2,208.48)
21 765 0210	BE Band Resale	73.56	0.00	0.00	0.00	73.56
21 765 0215	PC Band Resale	30.90	0.00	0.00	0.00	30.90
21 765 0220	HE Band Resale	5,580.87	0.00	0.00	0.00	5,580.87
21 765 0221	AP Band Resale	1,408.25	0.00	0.00	0.00	1,408.25
21 765 0300	BHS Dance Team	(172.31)	(243.95)	411.60	0.00	483.24
21 765 0355	BHS Varsity Cheerleading	15,225.44	12,735.23	0.00	0.00	2,490.21
21 765 0425	BHS Prom	10,932.36	6,055.00	16,203.00	0.00	21,080.36
21 765 0450	BHS Skills USA/VICA	1,290.27	0.00	0.00	0.00	1,290.27
21 765 0501	BHS B-Club	222.58	0.00	0.00	0.00	222.58
21 765 0505	PC Student Council	82.86	0.00	0.00	0.00	82.86
21 765 0510	HE Student Council	974.25	0.00	0.00	0.00	974.25
21 765 0511	AP Student Council	443.29	0.00	0.00	0.00	443.29
21 765 0512	SE Student Council	503.55	487.09	0.00	0.00	16.46
21 765 0550	BE Miscellaneous	15,609.82	159.44	1,250.00	0.00	16,700.38
21 765 0555	BE Yearbook	1,629.23	0.00	0.00	0.00	1,629.23
21 765 0556	DIST Elementary Spanish	(428.20)	0.00	0.00	0.00	(428.20)
21 765 0557	PC Miscellaneous	21,835.57	729.64	1,250.00	0.00	22,355.93
21 765 0558	PC Yearbook	50.60	0.00	0.00	0.00	50.60
21 765 0559	DIST Washington DC Trip	(1,199.87)	0.00	1,199.87	0.00	0.00

Regular; Beginning Month 04/2026; Processing Month 04/2026; Accounts to Include Accounts with Activity; Fund Number 21

Fund: 21 ACTIVITY FUND

<u>Chart of Account Number</u>	<u>Chart of Account Description</u>	<u>Beginning Balance</u>	<u>Expenses</u>	<u>Revenues</u>	<u>Balance Change</u>	<u>Balance</u>
21 765 0560	HE Miscellaneous	10,730.69	0.00	1,250.00	0.00	11,980.69
21 765 0561	AP Miscellaneous	15,920.08	671.39	1,315.98	0.00	16,564.67
21 765 0566	AP Yearbook	1,420.00	0.00	0.00	0.00	1,420.00
21 765 0567	SE Miscellaneous	7,973.31	0.00	1,250.00	0.00	9,223.31
21 765 0568	SE Yearbook	1,394.30	0.00	0.00	0.00	1,394.30
21 765 0590	BE Student Council	1,197.80	528.50	0.00	0.00	669.30
21 765 0600	BHS FBLA	5,731.56	2,079.20	0.00	0.00	3,652.36
21 765 0601	BMS FBLA	91.00	0.00	0.00	0.00	91.00
21 765 0651	BHS Play Production	1,411.07	0.00	0.00	0.00	1,411.07
21 765 0652	BHS Speech	(3,081.76)	896.00	0.00	0.00	(3,977.76)
21 765 0700	BHS Foreign Language Club (Spanish)	844.08	0.00	0.00	0.00	844.08
21 765 0720	BHS French	649.69	27.95	0.00	0.00	621.74
21 765 0750	BHS Journalism	380.01	0.00	0.00	0.00	380.01
21 765 0800	BHS Miscellaneous	29,710.17	210.49	3,657.88	0.00	33,157.56
21 765 0801	BHS Robotics	1,961.82	0.00	0.00	0.00	1,961.82
21 765 0802	BHS Quiz Bowl	2,436.04	0.00	0.00	0.00	2,436.04
21 765 0803	BMS Robotics	92.00	0.00	0.00	0.00	92.00
21 765 0804	BHS Multi Cultural Club	4,664.92	0.00	0.00	0.00	4,664.92
21 765 0805	BHS Boys' Youth Basketball	3,265.91	2,997.78	314.00	0.00	582.13
21 765 0806	BHS Outdoor Club	2,608.14	240.96	0.00	0.00	2,367.18
21 765 0807	BHS Key Club	3,602.74	0.00	0.00	0.00	3,602.74
21 765 0809	BHS National Honor Society	508.98	0.00	0.00	0.00	508.98
21 765 0811	BHS Prism Club	47.40	0.00	0.00	0.00	47.40
21 765 0815	DIST Landscaping Fund	314.47	0.00	0.00	0.00	314.47
21 765 0820	BHS Environmental Science	103.33	0.00	0.00	0.00	103.33
21 765 0825	BHS Girls' Youth Basketball	(418.41)	4,044.16	0.00	0.00	(4,462.57)
21 765 0830	BHS PSAT/AP	6,059.82	0.00	0.00	0.00	6,059.82
21 765 0835	BHS Drivers' Education	353.00	0.00	0.00	0.00	353.00
21 765 0845	BMS Yearbook	3,145.56	65.57	0.00	0.00	3,079.99
21 765 0846	BSMS Yearbook	4,505.41	0.00	25.00	0.00	4,530.41
21 765 0860	BMS Engineering	1,343.45	0.00	0.00	0.00	1,343.45
21 765 0865	BHS Engineering	517.92	0.00	0.00	0.00	517.92
21 765 0870	BMS Leadership Group	63.86	0.00	0.00	0.00	63.86
21 765 0871	BSMS Service Club	(140.99)	0.00	0.00	0.00	(140.99)
21 765 0872	BMS Service Club	589.27	0.00	159.00	0.00	748.27
21 765 0875	DIST Wellness	2,515.24	0.00	0.00	0.00	2,515.24

Regular; Beginning Month 04/2026; Processing Month 04/2026; Accounts to Include Accounts with Activity; Fund Number 21

Fund: 21 ACTIVITY FUND

<u>Chart of Account Number</u>	<u>Chart of Account Description</u>	<u>Beginning Balance</u>	<u>Expenses</u>	<u>Revenues</u>	<u>Balance Change</u>	<u>Balance</u>
21 765 0880	DIST Facilities Use	93,675.83	0.00	4,250.00	0.00	97,925.83
21 765 0890	BHS Student Senate	26,759.00	0.00	0.00	0.00	26,759.00
21 765 0891	BMS Student Senate	260.31	0.00	998.65	0.00	1,258.96
21 765 0892	BMS Cooking Club	1,471.23	206.42	0.00	0.00	1,264.81
21 765 0893	BMS Miscellaneous	8,067.25	0.00	1,250.00	0.00	9,317.25
21 765 0894	BSMS Student Senate	1,106.53	139.79	0.00	0.00	966.74
21 765 0895	BSMS Cooking Club	776.17	0.00	0.00	0.00	776.17
21 765 0896	BSMS Miscellaneous	7,597.73	0.00	1,250.00	0.00	8,847.73
21 765 0900	BHS Music	4,227.79	0.00	0.00	0.00	4,227.79
21 765 0910	BHS Musical	45,731.21	6,876.11	0.00	0.00	38,855.10
21 765 0916	BMS Music Resale	231.19	0.00	0.00	0.00	231.19
21 765 0917	BSMS Music Resale	308.00	0.00	0.00	0.00	308.00
21 765 0950	BHS Vocational	183.96	0.00	0.00	0.00	183.96
21 765 0952	BHS Art Lab	710.39	0.00	0.00	0.00	710.39
21 765 0955	BHS Shop	1,847.41	0.00	0.00	0.00	1,847.41
21 765 0970	HS Library	1,246.63	0.00	0.00	0.00	1,246.63
21 765 0971	PC Library	8,362.02	0.00	60.81	0.00	8,422.83
21 765 0972	SE Library	3,480.00	0.00	65.54	0.00	3,545.54
21 765 0975	BE Library	2,640.01	16.80	23.30	0.00	2,646.51
21 765 0976	AP Library	6,882.34	0.00	12.96	0.00	6,895.30
21 765 0995	HE Library	4,380.99	0.00	16.59	0.00	4,397.58
21 765 0996	BMS Library	5,872.99	0.00	0.00	0.00	5,872.99
21 765 0997	BSMS Library	1,222.22	0.00	0.00	0.00	1,222.22
21 765 1410	Interest	4,082.49	0.00	53.30	0.00	4,135.79
Fund Total: 21		610,667.30	63,454.50	53,875.86	0.00	601,088.66



Bennington Public Schools Elementary Board Report

The mission of the Bennington Public Schools is to provide opportunities in a safe, caring environment that will prepare all students to meet the challenges of the future.

Date: May 11, 2026

Anchor Pointe Elementary- Chad Boyes, Megan Christensen

Bennington Elementary - Danielle Robb

Heritage Elementary - Katie Woodrich

Pine Creek Elementary - Alison Dellwo, Krista Bendell

Stratford Elementary - Craig Theis

Administrative Professionals Day


Each of our elementary schools proudly celebrated their administrative professionals and front office staff on Administrative Professionals Day, Wednesday, April 22. Our secretaries and health paraprofessionals are invaluable members of each building, serving as the welcoming face of the school, skilled problem solvers, compassionate caregivers, and trusted stewards of important information. Their ability to support students, staff, and families with care and efficiency is essential to the daily success of our schools. We are deeply grateful for their dedication and the positive impact they make every single day.

5th Grade Promotion

Each elementary building and PTO have collaborated to plan celebrations to honor our 5th grade students as they prepare to transition to their respective middle schools. During the final week of school, 5th grade classes at each building will participate in special outings, such as visits to local parks or trampoline parks. These experiences allow time spent with friends and families, celebrating the hard work they've put in throughout elementary and the next steps to Middle School!

Pine Creek Talent Show

On Friday, May 8, Pine Creek students proudly showcased their artistic talents during our annual Talent Show. A total of 64 students took the stage across 39 acts, featuring singing, dancing, and instrumental performances that highlighted both skill and creativity. Students and families filled the room with energy and encouragement, cheering on each performer and creating a truly supportive atmosphere. It was a wonderful celebration of student ability, courage, and confidence, as each performer shined in their own unique way.



Middle School News Science Researchers Receive Honors at State Level

Two BMS science researchers competed at the state level and stood out among Nebraska's top young scientists in a highly competitive field. Both Jenna Murray and Tessa Ehlers were named State Winners which is an honor awarded to just 10 students statewide.

Tessa earned a \$100 award from Nucor Corporation and a \$2,500 scholarship to the University of Nebraska-Lincoln. Jenna received a \$100 award from Ward's Laboratories and the American Physiological Association Award, and will advance to the national Thermo Fisher Junior Innovators Challenge at the National Level.



Edible Book Contest

The 10th Annual Edible Book Contest was a great success again this year. Congratulations to all of our winners from BMS and BSMS. Thank you to our generous sponsors: Runza, Jimmy John's, Cup & Cone, Square Donut, McDonald's, the Bennington Middle School PTO, and the Bennington South Middle School PTO for providing prizes. A special thank you to Mrs. in den Bosch for organizing another outstanding event.



National History Day Success

BMS students delivered an outstanding performance at the Nebraska State National History Day Contest, held at Nebraska Wesleyan University. Eleven students competed across eight projects, with six projects advancing to the National History Day competition in College Park this June.

- Top honors included: Payton Combes and Valeriya Bridgeford - 1st Place, Junior Group Performance; Luke Backhuus - 1st Place, Junior Individual Website; Makenzie Jacobs - 1st Place, Junior Individual Exhibit
- Additional national qualifiers include: Layne Winkel, Amiyah Digilio White, Madeline Uggen, and Evelyn Olson. Congratulations to Mrs. Diegel, who has been named the Nebraska National History Day Teacher of the Year, and all of our NHD students on this remarkable achievement.



MS 8th Grade Rotary Honor Roll

On Tuesday, April 28, our 8th Grade Rotary Honor Roll students represented BMS and BSMS well at their celebratory luncheon. These students were nominated by their teachers in recognition of their outstanding leadership, character, scholarship, and presence. Congratulations!



BENNINGTON HIGH SCHOOL
16610 Bennington Road
Bennington, NE 68007

To: Board of Education
From: Greg Lamberty Principal
Date: May 11, 2026, Board Meeting

Updates

- Dorothy Vanecek placed 3rd in Sports Feature Story and Madie Woolworth placed 3rd in Sports Photography at the UNO High School Media Contest on April 13.
- State Skills USA included 10 BHS participants who competed in a variety of events including in Grand Island April 9-11: Warren Coles 6th place in Masonry, Cael O'Brien 7th place in Woodworking, Tobiah Thorberg 5th place in Blueprint Reading, Ryan Franey 5th place in Plumbing, Alex Cocris 7th place in Technical Math.
- BHS FBLA was recognized as the largest Class A Chapter in the state & competed in the State FBLA competition from April 16-18 in Kearney. The following students earned National Qualifier status: Preston Sheets – Insurance & Risk Management / Securities & Investments; Ady Wareham & Carly Becker – Business Planning; Ady Wareham – Management Information Systems; Cole Johnson – Insurance & Risk Management; Emily Wareham – Public Speaking; Bailey Heimann – Supply Chain Management. Additional students earning honors at the competition: Parker Douglas, Zoe Nelson, Hanifa Mahamane Kosso, Paxton Smith, Aisha Mar Macossay, Natasha Winter, Taylor Ruml, Jessie Maupin, Brynn Moon, Adrienne Trebil, Lily Miller, Hannah Theilen, & Callie Smith.
- April 21 – Intervention Day: 87 out of 124 students attended the day (71%). From April 14 to April 28 the total number of F's decreased by 54 and 30 students moved a failing grade to passing. Students were notified one week prior to April 21 of their need to attend on April 21 due to incomplete work and 31 of those students worked their way off the attendance list prior to April 21.
- Bella Dick qualified for State Journalism in Yearbook Theme and earned
- BPS Foundation recognized 180 graduating seniors and awarded over \$140,000 in scholarship money to students on April 26, 2026. In total, over \$210,000 was given to the graduates of 2026 with the support of community organizations.
- BHS and the BPS Foundation hosted the 2026 Academic Honors Breakfast on Friday, May 1 and 672 students / families attended the event from 7:30 – 9:30 am.
- BHS sophomore Tessa Fleischmann placed 3rd in the Holocaust Tribute Essay Contest. BHS English Teacher, Mrs. Amber Johnson was also recognized for her work with the Holocaust Institute Essay Contest – 18 sophomores in Mrs. Johnson's classes submitted essay entries for the HIEC.
- Colton Archer was honored by the West Omaha Rotary Club on May 1 as the Outstanding Senior for Bennington High School.

- 2026 EMC Art Show was held at Hop Shots Art Gallery in Omaha, NE. BHS student artwork was displayed for the public in the cafeteria commons on Wednesday, May 6 from 5:00 – 7:00 pm.
- 435 student-athletes are signed up for summer workout sessions. There are six sessions being offered this summer. Summer workouts begin June 1 and run through July 23.

Final 10 Days of school at BHS for 2025-26

- May 11 & 12: Senior Finals
- May 15: Elementary Graduation Walks, Graduation Rehearsal and Senior BBQ
- May 17: Graduation – 2:00 pm
- May 20-22: Finals for grades 9-11. Last day for students with dismissal at 12:00pm.
- NSAA Spring State Championships
 - Soccer (Boys & Girls): May 13 – 19 @ Morrison Stadium (Creighton)
 - Baseball: May 16 – 22 @ Werner Park, Papillion, and UNO
 - Track (Boys & Girls): May 20 & 21 @ Omaha Burke High School
 - Girls Tennis: May 26 & 27 @ Woods Tennis Center (Lincoln, NE)
 - Boys Golf: May 27 & 28 @ Scottsbluff Country Club (Scottsbluff, NE)
- BHS will hold Summer School June 1 – 19. The morning session will run from 8:00 – 11:00 am and the afternoon session will run from 12:00 – 3:00 pm. 50 seats are available to serve BHS students who need to recover credits from failed classes in Algebra, English, Social Studies, Science, and Health.

Social Media Celebrations for Bennington High School



BHS State FBLA student representation – 2026.



BPS Foundation Senior Scholarships – April 26, 2026.



Bennington Concert Choir at District Music – Division I rating



DANIEL BOMBECK

Director of Student Services

KATHRYN SINDELAR

Asst. Director of Student Services

Bennington Public Schools Nursing

The Bennington Public Schools continue to partner with the Visiting Nurse Association, which supplies professional nursing support throughout the district. Three nurses currently serve all eight educational sites, including our preschool and Young Adult Program (YAP), for a total of 1,425 hours during the school year. This allows for a nurse to be available in the district during school hours to complete all required health related activities. Their presence ensures that students' health needs are addressed throughout the district.

State-Mandated Screenings and Student Referrals

In compliance with Nebraska Revised Statute § 79-248 and 173 NAC 7, our nurses conducted comprehensive health screenings across the district. These include checks for height, weight, vision, hearing, and dental health. Color vision screenings were performed for all first-grade students and others upon request. New students and students in grades PreK - 4, 7, and 10 received screenings.

In addition, a total of 321 referrals were made following health screenings.

PreK	AP	BE	HE	PC	SE	BMS	BSMS	BHS
21	69	39	21	53	42	20	25	31

Immunizations and Physical Exam Compliance

The district submitted its annual immunization report to the state in accordance with Neb. Rev. Stat. § 79-221 and Title 173 NAC 3. Physical and vision examinations for Kindergarten, 7th grade, and out-of-state transfer students were reviewed and entered into the Nebraska Student Information System (NEBSIS).

Emergency Preparedness and Medication Administration

Emergency Action Plans are developed or considered for students with known or suspected special health needs to allow for a prompt and appropriate response in the event of a medical crisis. These plans address a range of health concerns including asthma, severe allergies, seizure disorders, diabetes, and cardiac conditions. To ensure the safety and well-being of students, VNA nurses train school staff on Rule 59, as well as emergency rescue meds including EpiPens, Seizure, Diabetes meds, and Slou-cortef. Each school currently has a designated amount of these emergency medications as well as others specific for students per doctor's orders.



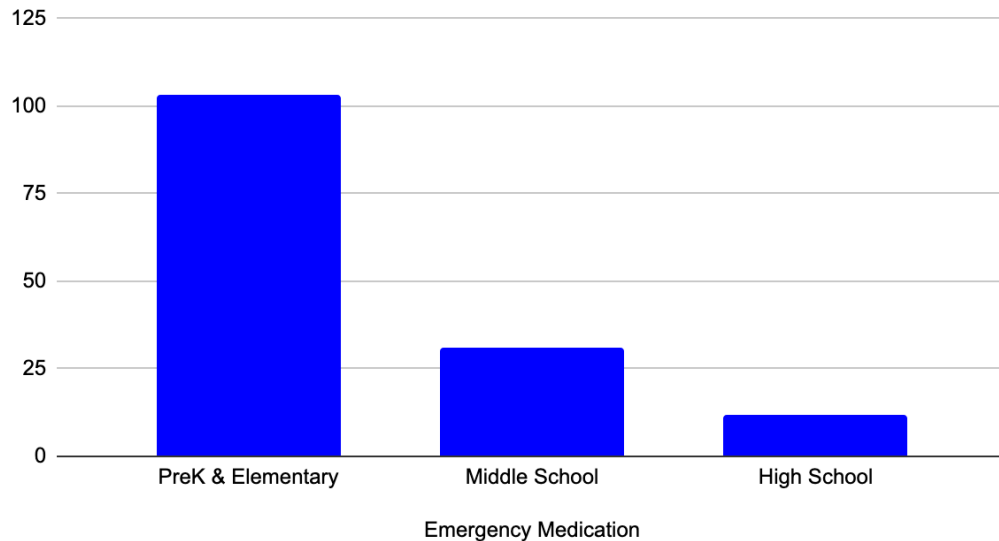
DANIEL BOMBECK

Director of Student Services

KATHRYN SINDELAR

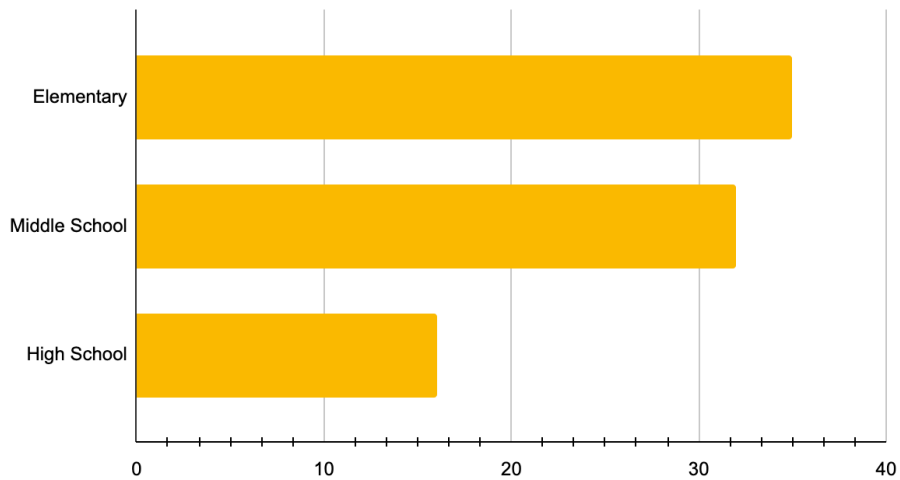
Asst. Director of Student Services

Emergency Medication



School nurses also provide Medication Administration Training for any individuals that might administer medication. This training covers topics such as administration procedures, medication safety, documentation, and communication. Training is offered on an ongoing basis throughout the year to accommodate new staff and evolving student needs. The graph below details daily medication administration at each level.

Daily Medication Administration





DANIEL BOMBECK

Director of Student Services

KATHRYN SINDELAR

Asst. Director of Student Services

Complex Medical Needs

VNA nurses currently manage several complex needs across the district. Several of these cares require direct nursing oversight and intervention while others can be provided by staff trained by a VNA nurse. A VNA nurse is in the district during all academic hours to ensure that qualified staff can report to those situations that require a nurse to provide care whether planned or unplanned. Care Plans outlining care procedures are in place for any student who needs this support.

Moving Forward

Next school year, nurses will be focused on transitioning to the Synergy charting system. Work is taking place to set up the platform to handle the health needs across the district. The Synergy modules are being adjusted to our needs to help our nurses and health paras manage health records more easily, keep our data more accurate, and improve how schools communicate with our nurses.

Our nurses are proud to share that Bennington has officially earned the Project ADAM Heart Safe School designation for the 2025-26 school year. This designation highlights the district's commitment to student safety, specifically through our emergency response plans for sudden cardiac arrest. Each building has accessible AEDs, trained response teams, and regular drills to help keep our students, staff, and patrons safe.

Dr. Shannon Thoendel
Director of Elementary Education


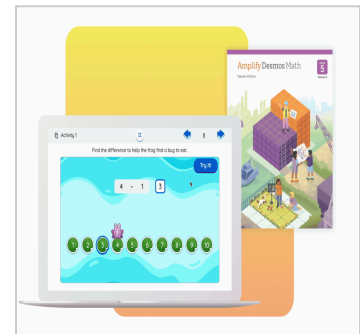
Dr. Jimmy Feeny III
Director of Secondary Education

May 11th, 2026

ADOPTION CYCLE

Math Adoption Team

Elementary Kindergarten-5th grade	Secondary 6th grade-12th grade
<ul style="list-style-type: none"> • Kennedy Bradburn • Sharla Barada • Jennifer Parker • Chelsy Scholtz • Carrie Weis • Mickayla Hegy • Julie Puck • Kelly Lum • Amanda Perkins • Nicole Rowe • Alyse Wulff • Jessica Salcedo • Meg Peitzmeier • Sarah Wheeler • Mary Beth Bates • Kellie Backlund • Jessica Ehlers • Jennifer Flynn • Emily Kiger • Emily Panning • Rylee Reggio 	<ul style="list-style-type: none"> • Larissa Horvath • Vanessa Bos • Scott Heese • Lindsay Hollman • Maddy Kraft • Kam Lenhart • Lindsey Merrill • Tyler Stender • Ben Bohn • Erin Holt • Jenny Paden • Connie Burgers • Ross Berggren • Carrie Laughlin • Rachel Zebolsky



ASSESSMENT

SPRING TESTING WINDOWS

Statewide Assessments - Completed!

ELPA - English Language Proficiency Assessment

- K-12th grade English Language Learners

NSCAS General & NSCAS Alternate - Nebraska Student-Centered Assessment System (NSCAS)

- 3rd-8th grade students in ELA and Math; 5th and 8th grade students in Science

ACT and PreACT - American College Test

- 11th grade students take the ACT; 10th grade PreACT; 9th grade 8/9 PreACT

District Assessments

- 5th grade Math Placement Assessment - Completed!
- K-8th grade MAP Growth Assessment in Reading and Math - March 23rd to May 15th
- K-5th grade mCLASS Reading Assessment - April 27th to May 15th
- High School AP Exams - May 4th to May 15th



Dr. Shannon Thoendel
Director of Elementary Education

Dr. Jimmy Feeney III
Director of Secondary Education

SUMMER SCHOOL

JUNE 1st - JUNE 19th

Summer school takes place at each level starting June 1st and ending June 19th.

- High School:
 - Any student who is in need of credit recovery or behind on graduation requirements can attend. Summer school is ONLY for current BHS students actively enrolled at the school.
 - High School Summer School will be offered at Bennington High School, Monday to Thursday from 8:00AM-12:00PM. An optional Friday session is available for students as well.
- Middle School:
 - 6th-8th grade students are invited based on their current academic performance, attainment of end of the year standards, and teacher recommendations.
 - Middle School Summer will be offered at Bennington South Middle School, Monday to Friday from 8:30-11:30AM.
- Elementary School:
 - K-5th grade students are invited for an opportunity to enhance their reading and math abilities. The Nebraska Reading Improvement Act requires students who do not meet certain thresholds to receive an invitation. Other students are invited based on their current academic performance and attainment of end of the year standards.
 - Elementary Summer School will be offered at Anchor Pointe Elementary and Heritage Elementary, Monday to Friday from 8:30 to 11:30AM

PROFESSIONAL DEVELOPMENT

2026-2027 Focus Planning

2025-2026 provided us with an opportunity to align many of our educational processes. In April, the 2025-26 priorities were reviewed: Collective Efficacy, Professional Learning Communities (PLC), and Teacher Clarity. It is our intent to build upon these practices as we develop our district PLC processes. This year, we utilized teacher clarity and our new BPS Instructional Model as a foundational element of how we established expectations for PLC question number one: What do we want all students to know and be able to do? We will focus next year on assessment. Assessment lends itself to the second question in our PLC process: How will we know if students learned it?

Our professional development long-term planning is aligned to establishing high quality PLC practices. Our vision for PLC's is to foster a culture of learning for all students by leveraging collaborative teams, data-informed responsive teaching, and shared accountability in a cyclical process that drives continual growth for both educators and students. To realize this vision, we have aligned practices and processes within the district to enable effective implementation and continued impact. Our professional development focus planning enters year two of a three year plan that is centered on the four questions of a PLC:

2025-26: What do we want all students to know and be able to do?

- Teacher Clarity
- BPS Instructional Model

2026-27: How will we know if they learn it?

- Balanced Assessment System

2027-28: How will we respond when some students do not learn? & How will we extend the learning for students who are already proficient?

- MTSS Processes
- Enrichment Processes



Bennington Public Schools Board Report
Matt Blomenkamp
Assistant Superintendent of Operations

To: Board of Education
Date: May 11, 2026, Board Meeting

I have continued to communicate to our staff about the current jobs that are posted, information on how to apply for a transfer if they choose, and what steps they can take to apply for open jobs in the district. Current certified positions that are open include:

Special Education– Bennington High School
Special Education – Heritage Elementary
School Psychologist - District

We will work over the summer to fill open secretaries, para, transportation, and food service positions.

Our summer crew of workers will begin at the end of this month. Four boys will work full time on outside landscaping, mowing, trimming, and upkeep, as well as move supplies and materials from our Warehouse to school buildings throughout the summer. We will also employ two part time painters that will work this summer.

Last fall, we chose to do some overseeding to help our fields recover after winter in a timelier fashion. Please see an example at Bennington Elementary below.



Construction Update:





Summer work items of importance:

- HVAC installation at Bennington Elementary
- Playground installation at Bennington Elementary
- Bus Loop improvement at Bennington South Middle School
- Parking Lot improvements at Warehouse
- Walk In Freezer installation at Bennington High School (pending approval)
- Cement replacement at Heritage
- Carpet installation at Pine Creek
- Playground fencing at Stratford Elementary
- AC installation at Copy Room at Warehouse

Superintendent Report

May 2026

Retirees

While we no longer hold formal recognition ceremonies during Board meetings, I still want to take a moment to recognize our retirees across the district and share our appreciation for their years of service. Each of these individuals has made a lasting impact on our students, staff, and school community.

This year's retirees include:

- Dawn Kucera – 36 years in education, with 25 years at BPS
- Connie Burgers – 30 years in education, with all 30 years at BPS
- Connie Cheeks – 16 years at BPS
- David Burgers – 8 years at BPS

We are truly grateful for the dedication and care each of these individuals has shown throughout their careers. Their work has made a difference for so many students, and they will be greatly missed.

Strategic Plan Update

The district has been steadily developing an action plan for the rollout of the BPS 2026-31 Strategic Plan. In January, the Board of Education approved three overarching district goals and reviewed eight supporting strategies that will guide this work. Since that time, teams have been established for each goal to analyze data, develop clear action steps, and identify the resources necessary to support continued improvement.

The first goal focuses on proactively planning for future growth while fostering community pride through unity across schools and the broader community, along with a more intentional and ongoing approach to vision planning. The second goal centers on ensuring every student has access to effective instructional practices and expanded opportunities for future success, including stronger MTSS systems, a clear instructional framework, and enhanced career development pathways. The third goal emphasizes recruitment and retention by building stronger hiring pipelines, improving onboarding, supporting staff through culture and collaboration, and aligning professional development to district priorities. Together, these goals and strategies provide a clear and focused roadmap to support both student success and the long-term strength of the district.

As we move forward, the goal teams will continue refining their action plans and aligning resources to ensure strong implementation. Beginning in the 2026-27 school year, each team will provide periodic updates to the Board of Education to share progress, highlight successes, and identify any needed adjustments. This ongoing communication will ensure accountability, maintain alignment to district priorities, and keep the Board informed as the strategic plan moves from development into sustained implementation.

School Finance Review Commission Update

The School Finance Review Commission has continued to meet regularly to review components of the TEEOSA formula and identify potential areas for improvement. I have been actively involved as a member of the “needs and resources” committee, which has met through both virtual and in-person sessions. To this point, our work has focused on the “needs” side of the formula, with a strong emphasis on the poverty allowance. Discussions have centered on how student need is identified, measured, and funded across Nebraska, including improving transparency in student counts, reviewing how poverty funding is distributed, and examining approaches used in other states. The Nebraska Department of Education Finance team has provided several concepts for consideration, and the committee has begun narrowing its focus for deeper analysis. While no formal recommendations have been made yet, the work has been extensive to this point, as the committee has also begun to look more broadly at how resources are generated and allocated within the overall funding structure.

Looking ahead, the work of the committee will expand beyond the poverty allowance to a comprehensive review of the entire TEEOSA model, including both the needs and resources components. The intent of the committee is to ultimately develop informed recommendations on the formula for the legislature to consider in future sessions. I will continue to stay engaged in this process and provide updates to the Board as the work progresses.

This work is extremely important for the state of Nebraska and particularly significant for BPS as one of the most highly equalized districts in Nebraska. The current formula and final allocation account for about 25% of total district revenue, so any revisions could have meaningful and significant impacts on our budget.

Curriculum Committee Notes April 13, 2026

The Curriculum Committee of the Bennington Board of Education met on March 13, 2026, at 5:00 PM in the 1940 Board Room. Board members present were Kara Neuverth, Joe Pick, and Steve Shannon. The administrators in attendance were Dr. Plas, Dr. Thoendel, and Dr. Feeney.

The Committee reviewed budget information, including projected revenues and anticipated expenditures.

Dr. Plas provided an update on the District's plan to secure athletic training services for the 2026-2027 school year.

Dr. Thoendel and Dr. Feeney asked for consideration of Proposals #36 Elementary Department Leads, #25 Marimba Club Sponsor, #3 ACT Academy, and #48 Project Adam. The Committee unanimously approved moving forward with all four of the lower-cost proposals.

The Curriculum Committee unanimously recommends the following proposal for approval, pending the release of funds by the Building and Finance Committee:

Proposal Number	Name	Description	Personnel Costs	Curriculum Costs	Notes
#36	Elementary Department Leads	Elementary Department Leads Payment Stipend	\$10,115	\$0	One lead is assigned to each grade level Step VII Tier 1, 3.0% - 4.0%
#25	Marimba Club Sponsor	Adding Marimba Club and the associated sponsor payment to the district extra duty schedule for the 2026-2027 school year and beyond.	\$1,561	\$0	This club met the requirements of the club establishment procedures.
#3	ACT Academy	ACT Test Preparation Academy	\$5,000	\$0	ACT Academy was a pilot program in the spring 2026
#48	Project Adam Champion	Project Adam is a national program that saves lives by preventing sudden cardiac death (SCD) in children and adolescents.	\$8,584	\$0	One Champion is assigned to each school Step VII Tier 4, 1.25%
Total Proposed Costs		General Fund (2026-27) – \$25,260			

The estimated cost for Proposal #36, #25, #3, and #48 is \$25,260. The funds would be allocated from the 2026-27 General Fund budget.

Dr. Thoendel and Dr. Feeney presented the final K-12 math materials recommended for adoption. The Committee approved moving the materials forward for Board consideration at the May meeting.

The Committee encouraged the administration to continue developing procedures for Artificial Intelligence and to implement programming that supports and trains on safe and effective use.

The Committee discussed Personal Finance delivery options to help address scheduling and staffing challenges.

The meeting adjourned at 5:59 PM. The next regular meeting will be held on Monday, May 11th, at 5:00 PM.

Building and Finance Committee Notes
May 4, 2026
1940's Conference Room

The Building and Finance Committee ("Committee") of the Bennington Board of Education ("BOE") met on May 4, 2026, in the 1940s Conference Room at the District Office at 7:00 PM. Board members present were Jeremy Dick, Allyson Slobotski, and Tim Dreessen. Administrators in attendance were Aaron Plas and Matt Blomenkamp.

Dr. Blomenkamp provided an overview of the need to add a walk-in cooler to the high school kitchen due to the shortage of space store commodities. The Committee unanimously recommended the item for BOE approval.

Dr. Plas provided the Committee with a summary of our budget, followed by summary of the following proposals:

- Proposal #36 - Elementary Department Leads
- Proposal #25 - Marimba Club/Sponsor
- Proposal #3 - ACT Academy
- Proposal #48 - Project Adam Champion

The Committee unanimously approved releasing the funds for all four proposals at the May BOE meeting.

Dr. Plas reviewed two of the three remaining bid approvals for the board to consider at the May meeting. The Committee unanimously recommended both bids for BOE approval including:

- Wood Framing Materials - SCS - \$18,388
- Spray Foam Insulation - NBP - \$80,131

The Committee reviewed and approved change orders through April 2026 on the second high school project. 1.75% of contingency funds have been utilized through April 2026.

Dr. Plas discussed a potential partnership with the Foundation to purchase and install a video board for Badger Stadium. The current high school scoreboard needs to be replaced, as it no longer functions properly and replacement parts are becoming difficult to obtain. The Committee approved the district continuing to work with the Foundation to finalize this proposal.


At 7:51, Dr. Blomenkamp and Dr. Plas excused themselves from the meeting as the Committee went into closed session to discuss the second high school colors, mascot, and superintendent contract.

The next Committee meeting is scheduled for May 26, at 6:00 PM.



Board of Education Presentation 2026

Support
GROW
Achieve



Who we are and what we believe.

Mission:

To promote excellence in education for all students by providing resources to inspire learning, enrich teaching and maximize opportunities.

Vision:

To bridge financial and resource gaps so that all students are supported and connected to educational opportunities.



Our Staff



Blake Thompson
Foundation Executive
Director



Megan Schafersman
Community Relations
Program Coordinator



Megan Deljens
Program Coordinator &
Office Manager
(TeamMates & Scholarships)



Faith Dawson
Education Program
Coordinator (All Star Kids)



Hayley Minchow
All Star Kids Billing &
Accounts Specialist



Kerry Clark
Accountant, Contracted
Staff





Our Staff

Administration



Faith Dawson
Education Program
Coordinator
fdawson@bennps.org
(402) 238-3044 Ext 2025



Lidia Peschl
Assistant Education
Program Coordinator
lpeschl@bennps.org
402-672-4810



Hayley Minchow
All Star Kids Billing &
Accounts Specialist
hminchow@bennps.org
(402) 238-3044 Ext 2027

Site Directors



Angel Hernandez
Anchor Pointe Elementary



Jeff Zeiss
Bennington Elementary



Annie Tews
Heritage Elementary



Darian Sorensen
Pine Creek Elementary



Hailey Vernon
Stratford Elementary



Board of Directors



Chris Reiner
President



Jason Limbach
Vice President



Michelle Miller
Treasurer



Kim Rohe
Secretary



Dr. Aaron Plas
Superintendent



Joe Pick
School Board Liaison



Tara Gufford
Member At Large



David Holtorf
Member at Large



Jason Holling Karas
Member at Large



Christen Shelbourn
Member at Large



Kristi Thornton
Member At Large

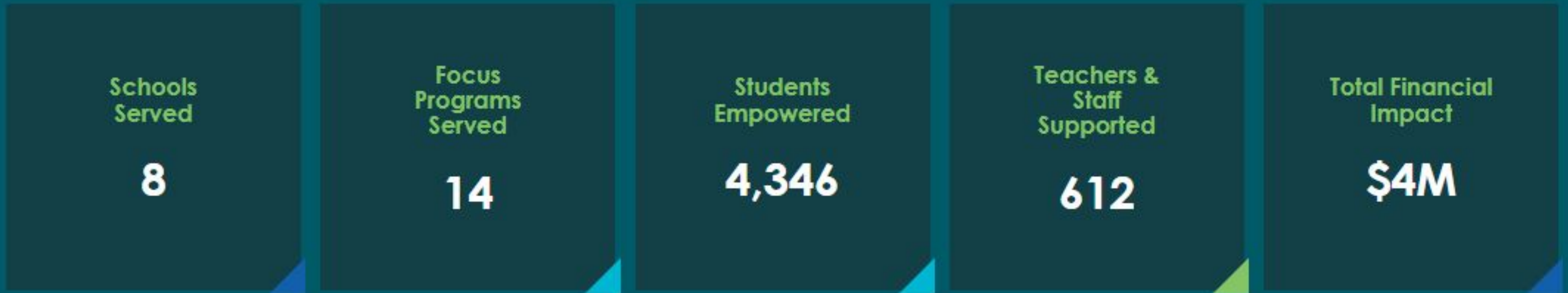


Connie Blazek Wickham
Member at Large



Our Impact

Our Impact This Year



Foundation Overview



Students basic needs must be met to succeed, with inspiration to reach their full potential.



Supporting our educators and schools is critical to District growth and effectiveness, which in turn directly impact our students.



Serving our students beyond graduation is a staple to their successful futures.

Strategic Plan In Action



PLANNING PHILOSOPHY

The Bennington community is growing rapidly and is building upon a culture of excellence across a community-centered school district. This planning process is vision-based and was created by the Bennington Public Schools Foundation Board throughout a series of accelerated planning sessions using the Technology of Participation model from the Institute of Culture Affairs.

This plan aligns the Board's vision with the short and long term goals that were articulated during the planning process. The Foundation operates on a fiscal year basis from September 1 - August 31.

STRATEGIC ACTIONS

These 4 strategic actions are the focused areas of work that guide the Bennington Public Schools Foundation.

01. Optimize Operations
02. Amplify Student Impact
03. Build the Brand
04. Diversify and Increase Fundraising



BPS Staff Committee



COURTNEY PRUNEAU
Anchor Pointe Elementary



EMMILY HAWK
Anchor Pointe Elementary



BAILEY ROLFE
Bennington Elementary



ANGELA KIENBAUM
Heritage Elementary



ABBY FITZGERALD
Pine Creek Elementary



JORDYN STRYKER
Stratford Elementary



KONNI IN DEN BOSCH
Bennington South Middle School



BEN DEINES
Bennington Middle School



NIKKI GUYNAN
Bennington High School



KAREN HOHMAN
Bennington High School

- *In its second year of existence*
- *At least one person from each building on the committee*
- *Meets regularly*
- *Brings "boots on the ground" ideas for the Foundation to execute*
- *Assisted in doubling the staff give campaign*
- *Facilitates regular Foundation updates at the building level*
- *Topic presentation at the National Education Foundation Conference*



Facilitated \$11K Donation for CTE Equipment at BHS

Alex Thacker, BHS 2011
via employer
Weed Man Lawn Care




Weed Man[®]




“As a proud graduate of Bennington High School, I wanted to give back to the school that did so much for me.

It means a lot to make an impact on students, especially in the Career and Technical Education Program, because those areas greatly helped me in my life.”



**Newest
Forever BPS
Legacy Gift
from Jeremy &
Jen Dick
Joins 8 others**

NEW!  **FOREVER BPS**
Legacy Gift



**James & Susan Dick
Memorial Scholarship
for Future Educators**







Senior Academic Awards Ceremony

\$142,400 Foundation
\$30,000 Local/Forever BPS
\$ 20,000 Logemann




**RECORD
\$81,526
RAISED!**





Raised
\$5,246





Upcoming Triple B

During Bennington Daze,
June 6!

Outdoor family fundraiser!





Alumni Development

- Alumni Tailgate
- Individual Reunion Support/Reunion Guide
- First ever All Alumni Reunion Sept 27, 2026





Foundation



**Thank You For
Helping Us GROW!**

Math Curriculum Adoptions

May 11, 2026



Adoption Meeting Summary

August & September

- Standards Alignment, Instructional Shifts, Skills & Concepts
- Current Program Evaluation
- Mission, Vision, and Evaluation Criteria

October & November

- Curriculum Evaluations

December & January

- Finalist Vendor Presentations

February, March and April

- Final Determinations, Initial Training, Standards Alignment, Vertical Alignment, and Curriculum Writing

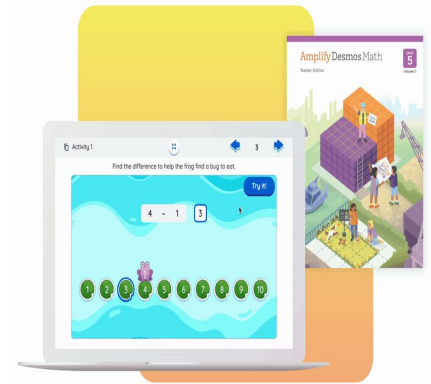
Vision Statement

Bennington Public Schools math department strives to ensure a strong foundation of mathematics knowledge and skills for all students through engaging learning, real world application, and problem solving strategies.

- Proficiency Statement have been written for:
K-2, 3-5, 6-8 and High School Mathematics

Elementary - K-5th grade

- **Core: Amplify Desmos Math**
 - Desmos Math is a structured, problem-based approach that balances conceptual concepts and math fluency development.
- **Diagnostic Assessments: mCLASS Math**
 - mCLASS Math is a benchmark and progress monitoring assessment system that shows how students performed and provides teachers with recommendations to drive instruction and meet individual student needs.
- **Intervention and Targeted Instruction: Boost Math and Aimsweb Plus**
 - Boost Math is a personalized learning and intervention program.
 - Aimsweb Plus is a research-based assessment that provides comprehensive information on student math performance.



Secondary 6th-12th Grade

6th grade, 7th grade, & 8th grade

Math & You (Cengage/Larson, 2025)

- Updated from Big Idea Learning

Algebra, Geometry, & Advanced Algebra

Concepts & Connections (Cengage/Larson, 2027)

- Updated from Big Idea Learning

High School Electives

- Precalculus, Mathematics for Calculus (8th edition), Stewart, Redlin, Watson
- Finite Math: 1-year Digital Access (Current Course, Pearson)
- AP Calculus: Calculus of a Single Variable, AP (12th edition), Larson, Edwards

*Spring 2027: AP Precalculus, AP Statistics, and Finite or Intermediate Algebra

Elementary Math

Kindergarten - 5th Grade



Elementary Math Adoption Amplify Desmos

Strengths:

Strong instructional design & alignment: Clear learning objectives, consistent routines, strong lessons flow, gradual release, fluency component built in, alignment to the instructional model, and tech integration on a familiar platform

Engaging, discourse-rich learning: Every lesson begins with math talk; high-quality questioning, reasoning, collaboration, real-world problem-solving, and game based centers

Rigor & balanced approach: Strong modeling, scaffolding, spiral review, common misconceptions addressed, and a focus on big math ideas rather than isolated skills

Differentiation & supports: Pre-assessments, small groups (support/strengthen/extend), readiness-based questioning, and varied instructional groupings

Digital integration: Familiar tech platform, editable materials, mCLASS integration, assignable/printable options, and easy-to-use digital teacher resources.



Elementary Math Adoption Amplify Desmos

Weaknesses:

- **Newness of Materials:** Limited usage and new instructional approach
- **Materials and Preparation:** Initial setup may require significant prep, classroom centers are not available digitally, pre-check/assessment seems lengthy, lower emphasis on manipulatives, and bulky manual
- **Time constraints:** Lessons can run long which could limit small-group time
- **Content:** Explicit vocabulary instruction and Nebraska Standards alignment

Elementary Math Purchase Information

Amplify Desmos

- 8 year adoption
- Materials include:
 - Teacher and student digital access
 - Hardcover teacher editions
 - 8 year delivery of student consumable texts (previously purchased annually \$22,000)
 - Manipulative kits and student centers (previously purchased separately for \$150-\$400)
 - professional development year 1

Total Purchase Price \$800,000

mCLASS Math and Boost Math

- 1 year pilot at 50% the cost and free implementation support
- K-5 teacher and student access

Total Purchase Price \$27,300

Aimsweb Plus

- 190 student licenses purchased annually and on-demand PD at \$100 a session
- Math interventionist and qualified students access

Total Purchase Price \$855

Secondary Math

6th - 12th grade




Secondary Math Adoption Evaluation - 6th grade to AGA

Strengths:

- Strong alignment to our Math Standards
- Strong alignment to our BPS Instructional Model
 - Middle School: "...very You centered wording so the students can identify the problems."
 - High School: "I like how the curriculum is tied to different careers."
- Tiered resources are built into programs based on foundational skills
 - Intervention Library is accessible by all at all levels
- Our students are performing well utilizing this program
 - "Big Ideas does well and changes everything I want to change."
 - "Have many tools we have yet to take advantage of!"

Weaknesses:


- Digital Platform Development
 - Year 1 Pilot is in process and the platform is still being developed
 - Enhanced learning platform not fully accessible



Secondary Math Adoption Evaluation - Electives


Common Strengths:

- Aligns with Math Advanced Topic Standards
- Digital tools for students and teachers
 - Including additional resources for learning and practice
- AP preparation resources integrated and available for use



Common Concerns:

- Order of Units and Lessons
- Multiple Publishers for Electives



Secondary Math Purchase Information

Math & YOU and Concepts & Connections

- 8 year adoption
- Purchase includes:
 - Student Digital Access
 - Classroom sets of Paper Textbooks
 - Digital and Paper Teacher Editions
 - Year 1 Professional Development

\$382,933

*includes resources for middle school advanced courses and optional high school course sequences

Electives

- 8 year adoption (when possible)
- Purchase includes:
 - Student Digital Access
 - Classroom sets of Paper Textbooks
 - Digital and Paper Teacher Editions
 - Year 1 Professional Development

\$33,003

*quantities based on historical registration numbers

Math Adoption Summary

K - 12th grade



Adoption Summary

Adoption	Materials	Cost
K - 5th grade	Amplify Desmos, mClass, Boost Math, and Aimsweb Plus	\$828,155
6th grade - AGA	Big Ideas Learning (Cengage)	\$382,933
HS Electives	Cengage & Pearson	\$33,003
Total		\$1,244,091

Implementation Plan

Implementation Plan:

- **Spring 2026-** Material Viewing June 8, 4:00-5:00 1940 Board Room
- **Spring/Summer 2026-** Curriculum Development, Pacing, and Success Criteria Defined
- **Fall 2026-** Teacher Implementation Training Provided by PD Specialists
- **Fall 2026-Spring 2027-** Collaborative Planning Sessions with Elementary Math Specialist, Math Department Leads, and Grade Level Department Teams
- **Winter 2027-** Strengthening Session Provided by PD Specialists
- **Spring 2027-** Plan for 2nd Year of Adoption

Questions?

Thank you!



A. Discuss, Consider, and Take Action on Curriculum and Personnel Proposals

The Curriculum Committee met on April 13th to continue the process of determining which curriculum and personnel proposals to recommend for the 2026-27 school year. This year 50 proposals were submitted for consideration. At previous meetings, the BOE approved thirteen of the 50 proposals while focusing on areas of need and special education reimbursements. The Curriculum Committee has continued to review proposals that were highly prioritized by both the Curriculum/Proposal Committee and the Administrative/BOE Committee. The Curriculum Committee is recommending the following high-ranking proposals for approval:

Proposal Number	Name	Description	Personnel Costs	Curriculum Costs
36	Elementary Department Leads	Addition of stipend for elementary department leads.	\$10,115	\$0
25	Marimba Club Sponsor	Adding Marimba Club to the district extra duty schedule for the 2026-27 school year and beyond after meeting club establishment procedures.	\$1,156	\$0
3	ACT Academy	ACT Academy was a pilot program in spring 2026. This would add the academy to the district offerings.	\$5,000	\$0
48	Project Adam Champion	Project Adam is a national program that saves lives by preventing sudden cardiac death (SCD) in children and adolescents.	\$8,584	\$0
TOTAL PROPOSED EXPENDITURES			\$25,260	\$0

The total budgeted costs for these positions is \$25,260.

The Curriculum Committee is unanimously recommending the approval of this proposal. The committee will review the remaining 33 proposals and rank them for future additions as funds are released from the Building/Finance Committee.

B. Discuss, Consider, and Take Action on District Purchases

The Building/Finance Committee met on May 4th to discuss potential district purchases. These discussions included school nutrition purchases. At the conclusion, the Building and Finance Committee is recommending the following be approved for purchase:

Building	Description	Cost	Fund	Vendor	General Notes
BHS	Walk-In Coolers	\$29,096	School Nutrition Fund	Churchich	BHS is unable to store the frozen items needed to serve all high school students. This walk-in cooler would create enough space to ensure appropriate continued lunch service.
Total Costs	School Nutrition Fund – \$29,096				

This bid was reviewed by the Building/Finance committee. The Building/Finance committee is unanimously recommending the approval of this purchase.

Subcontractor Recommendation Approval Sheet

Job Name: Bennington Highschool #2

Bid Package #6

Bid Date: October 20, 2025

Scope Number	Scope of work	Recommended Subcontractor	Value	Approval Date	Subcontractor Recommendation Approval (if approved, apply check mark)
16	Wood Framing Material	Structural Components Systems	\$ 18,338.00	5/11/2026	
26	Spray Foam Insulation	Nebraska Building Products	\$ 80,131.00	5/11/2026	

Hausmann Construction, Inc

Bennington Public Schools

Wood Framing Material

Project: Bennington High School					
Bid Package: #6				Budget	\$ 17,152.00
Bid Date: 11/20/2025				Cost	\$ 18,338.00
				Variance	\$ 1,186.00
Subcontractor / Supplier	Zero bids received on original bid date.	SCS			
Base Bid		\$ 18,338.00			
		Quote received 4/27/2026			
Acknowledge Documents		Yes			
BP#6 Drawings		Inc			
BP#6 Specs		Inc			
Addendum 001		Inc			
Addendum 002		Inc			
Addendum 003		Inc			
Addendum 004		Inc			
Acknowledge and meet schedule		Yes			
Main Building		N/A			
Outbuildings M & O		Inc			
Dugouts		Inc			
Lumber		Inc			
Sheathing		Inc			
Structural hardware		Inc			
Products per Specs		Yes			
Warranties per Spec		Yes			
All costs are good thru full project duration			Good for 12 mo.		
Background Checks		Yes			
Meet Hausmann insurance requirements		Yes			
Taxes		Excl			
Bond		N/A			
Total Bid			\$ 18,338.00		

Spray Foam Insulation

Project: Bennington High School				
Bid Package: #6			Budget	\$ 97,500.00
Bid Date: 11/20/2026			Cost	\$ 80,131.00
			Variance	\$ (17,369.00)
Subcontractor / Supplier	PML	NBP		
Base Bid	\$ 113,355.00	\$ 80,131.00		
	Canceled Bid	Quote received 4/9/2026		
Acknowledge Documents		Inc		
BP#6 Drawings		Inc		
BP#6 Specs		Inc		
Addendum 001		Inc		
Addendum 002		Inc		
Addendum 003		Inc		
Addendum 004		Inc		
Acknowledge and meet schedule		Inc		
Multiple crews		Inc		
Multiple mobilizations		Inc		
Main Building		Inc		
Outbuildings		Inc		
Spray foam insulation		Inc		
Spray foam insulation at precast panel joints		Excl		
Fire safing insulation with vapor barrier (Ex. 2A/A9.22, CP0.6)		Excl		
Primers		Inc		
Thermal barrier / insumescent coating		Inc		
Protection of adjacent surfaces		Inc		
Clean overspray		Inc		
Products per Specs		Yes		
Products by Approved Manuf.		Yes	BASF	
Warranties per Spec		Inc		
All costs are good thru full project duration		Yes		
Background Checks		Inc		
Meet Hausmann insurance requirements		Inc		
Taxes		Excl		
Bond				
Total Bid	\$ 113,355.00		\$ 80,131.00	

Proposed updates and changes for the 2026-27 Elementary School Handbook:

**Note: all mentions of NebSIS have been changed to Synergy to reflect the change in the platform.*

Page (s)	Section	Description	Rationale
6	Characteristics of the Elementary School	Changed #1 to say that some grade levels may departmentalize for certain subjects when appropriate.	Replaced to align language with current practices and procedures.
7	Report Cards and Portfolios	Updated the grading scale to a 10 point scale.	Updated to match the updated practice adopted by the District.
8	Food and Beverage	Updated to allow for students to bring a snack under the guidance from the teacher.	Added to align with current practices, procedures, and expectations.
10	Recess	Updated the recess expectations. Added language about when recess may be missed by students in limited circumstances.	Added to align with current practices, procedures, and expectations.
21-23	Consequence Guidelines	Changed the maximum consequences for grades K-2 in “physical aggression, threats, and Intimidation” and “weapons, Firearms, arson, nuisance items” to allow for suspension or expulsion.	Changed to align with the new legislative bill.
24	Detention	Updated to where detention can be assigned at the discretion of the principal instead of a set day and time.	Added to align with current practices.
27	Head Lice	Updated this section with clearer steps that are taken when a student is suspected of having head lice.	Added to align with current practices, procedures, and expectations.
33	Meal Prices	Updated the meal prices.	Updated after the new prices were approved.
34	Account Balances	Updated to match the letter that is sent to families about when they receive notification on low balances and negative balances and to add a limit on the amount an account can be negative.	Updated to match current practices and procedures.
35	Activity Passes	Updated the cost for Non-Varsity Admission from \$1 to \$2 for students and from \$4 to \$5 for adults.	Updated to reflect the changes made at the High School.

Proposed updates and changes for the 2026-27 Middle School Handbook:

**Note: all mentions of NebSIS have been changed to Synergy to reflect the change in the platform.*

Page(s)	Section	Description	Rationale
10	BSMS Class Period Schedule	Adjusted 6th Grade periods for BSMS	Flipping 3rd and 4th period for BSMS to support HAL as an exploratory class 26-27: 3rd Period: Exploratory 4th Period: Academic
11	Grading Scale	Updated with the new 10 point grading scale	Updated to match the new practice adopted by the District.
11	Grade Reports	Added information to the first bullet that students will receive grade reports every 9 weeks. Core classes will start new each quarter and exploratory will be on a hexter system.	Updated language to align with new practices, procedures, and expectations
14	Lost and Found	Updated that unclaimed items will be donated after each quarter.	Updated language to align with new practices.
34	Head Lice	Updated this section with clearer steps that are taken when a student is suspected of having head lice.	Added to align with current practices, procedures, and expectations.
37	Safety	Added information about students must comply with state and local traffic laws when using bikes or scooters.	Updated language to align with current practices, procedures, and expectations
44	Meal Prices	Updated the meal prices.	Updated after the new prices were approved.
45	Account Balances	Updated to match the letter that is sent to families about when they receive notification on low balances and negative balances and to add a limit on the amount an account can be negative.	Updated to match current practices and procedures.
49	Clubs	Add Chess Club for BMS	To reflect clubs accurately
50	Academic Eligibility for Activities	Updated language from hexter to quarter	Updated language to align with new practices.
53	Activity Passes	Added the cost for middle school admission. Updated the cost for HS Non-Varsity Admission from \$1 to \$2 for students and from \$4 to \$5 for adults.	Updated to match current practices. Updated to reflect the changes made at the High School.

Proposed updates and changes for the 2026-27 High School Handbook:

**Note: all mentions of NebSIS have been changed to Synergy to reflect the change in the platform.*

Page (s)	Section	Description	Rationale
6	Admin Team	Add Assistant Principals & Names	Reflect the 2026-27 assignments.
6	Activity & Athletic Conference	Updated to NSAA Class A	Updated to reflect the change.
9	School Day	Zero Hour time of 7:10 - 7:55 am	Possibly add to the school day for classes.
9	Release time from school.	Adding a sentence for late start students NOT getting preferred / reserved parking.	This was a challenge all year with late start students in 2025-26.
13	Grading Scale	Updated from the 7-point grading scale to the 10-point grading scale.	Updated to match the new practice adopted by the District.
13	Honor Roll	Adjusting the # of graded classes for students in grades 9-11 for Dean's & President's list.	Consistency with both levels is needed.
14	Academic Dishonesty	AI use for academic assignments will be covered in the department syllabus.	Provide more guidance on AI use in the classroom and on assignments.
16	Teacher Cadet Program	Students can participate in teacher cadets after satisfying the prerequisite courses.	Update to match current practices.
16	Physical Education Policies	Reworded the first two sentences to make it more clear on what classes are required for graduation. Updated that Unified PE can be used to satisfy PE credit instead of elective only.	Update to match current practices.
19-20	Student Parking	Redefining procedures for permits, enforcement of student parking, and allocation of stalls on BHS property.	Updated to manage the increased number of students driving with limited parking spots available.
27	Attendance - tardies	Students arriving late (after the start of the school day) for their first period will be recorded as tardy, rather than truant or unexcused, when excused by parent phone calls.	Update to match current practice and coding.
28	Addressing Barriers to Attendance - School Events	Students with excessive absences may lose the opportunity to participate in school events and activities that are considered privileges.	Excessive absences may be considered for admission to after school and/or extra curricular events.
41	Head Lice	Change to match district practices	Recommendations from VNA and health department.

42-43	Physical Examination Requirements	Change to match district practices	Recommendations by VNA, Student Services, and State Legislature
44	Student Dress	Added a bullet to reference the state statute Added a section on expectations for Graduation Ceremony Dress	Added to provide clarification and guidance.
48	District Technology	Personal technology is not subject to the HAPARA monitoring via the school network. Students will be expected to complete formative and summative assessments using a school-issued device.	Updated to align with academic integrity procedures.
50	Breakfast	Suggesting a change in service time to start at 7:45am and conclude by 8:10 am. Students are late to class or leaving class to get breakfast.	BHS would like to open earlier to help students be in their assigned area without limiting the breakfast time.
51	Meal Prices	Updated the meal prices.	Updated after the new prices were approved.
51	Account Balances	Updated to match the letter that is sent to families about when they receive notification on low balances and negative balances and to add a limit on the amount an account can be negative.	Updated to match current practices and procedures.
57	National Honors Society	New section outlining the program, general deadlines, and the application process.	Added to provide more information for parents and students.
60	Activity Rules 6. Concussions	Removed the names and contact information for athletic trainers. It references the position and contact information can be found on the school website.	Removed to streamline edits due to change in staff for the future.
61	Activity Passes	Change pricing for non-varsity events. Increase to \$5 for Adults and \$2 for Students.	The \$1 increase will provide added revenue to cover operating costs and to align with Class A schools.
62	School Dances	Eliminate unnecessary procedures for school dances.	Dance times change based on the extracurricular calendar. Electronic check-in replaces phone calls and sign-in sheets.

Math Curriculum Adoptions



May 11, 2026



Adoption Meeting Summary

August & September

- Standards Alignment, Instructional Shifts, Skills & Concepts
- Current Program Evaluation
- Mission, Vision, and Evaluation Criteria

October & November

- Curriculum Evaluations

December & January

- Finalist Vendor Presentations

February, March and April

- Final Determinations, Initial Training, Standards Alignment, Vertical Alignment, and Curriculum Writing

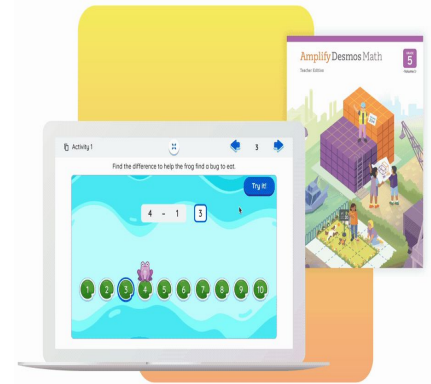
Vision Statement

Bennington Public Schools math department strives to ensure a strong foundation of mathematics knowledge and skills for all students through engaging learning, real world application, and problem solving strategies.

- Proficiency Statement have been written for:
K-2, 3-5, 6-8 and High School Mathematics

Elementary - K-5th grade

- **Core: Amplify Desmos Math**
 - Desmos Math is a structured, problem-based approach that balances conceptual concepts and math fluency development.
- **Diagnostic Assessments: mCLASS Math**
 - mCLASS Math is a benchmark and progress monitoring assessment system that shows how students performed and provides teachers with recommendations to drive instruction and meet individual student needs.
- **Intervention and Targeted Instruction: Boost Math and Aimsweb Plus**
 - Boost Math is a personalized learning and intervention program.
 - Aimsweb Plus is a research-based assessment that provides comprehensive information on student math performance.



Secondary 6th-12th Grade

6th grade, 7th grade, & 8th grade

Math & You (Cengage/Larson, 2025)

- Updated from Big Idea Learning

Algebra, Geometry, & Advanced Algebra

Concepts & Connections (Cengage/Larson, 2027)

- Updated from Big Idea Learning

High School Electives

- Precalculus, Mathematics for Calculus (8th edition), Stewart, Redlin, Watson
- Finite Math: 1-year Digital Access (Current Course, Pearson)
- AP Calculus: Calculus of a Single Variable, AP (12th edition), Larson, Edwards

*Spring 2027: AP Precalculus, AP Statistics, and Finite or Intermediate Algebra



Elementary Math

Kindergarten - 5th Grade



Elementary Math Adoption Amplify Desmos

Strengths:

Strong instructional design & alignment: Clear learning objectives, consistent routines, strong lessons flow, gradual release, fluency component built in, alignment to the instructional model, and tech integration on a familiar platform

Engaging, discourse-rich learning: Every lesson begins with math talk; high-quality questioning, reasoning, collaboration, real-world problem-solving, and game based centers

Rigor & balanced approach: Strong modeling, scaffolding, spiral review, common misconceptions addressed, and a focus on big math ideas rather than isolated skills

Differentiation & supports: Pre-assessments, small groups (support/strengthen/extend), readiness-based questioning, and varied instructional groupings

Digital integration: Familiar tech platform, editable materials, mCLASS integration, assignable/printable options, and easy-to-use digital teacher resources.



Elementary Math Adoption Amplify Desmos

Weaknesses:

- **Newness of Materials:** Limited usage and new instructional approach
- **Materials and Preparation:** Initial setup may require significant prep, classroom centers are not available digitally, pre-check/assessment seems lengthy, lower emphasis on manipulatives, and bulky manual
- **Time constraints:** Lessons can run long which could limit small-group time
- **Content:** Explicit vocabulary instruction and Nebraska Standards alignment

Elementary Math Purchase Information

Amplify Desmos

- 8 year adoption
- Materials include:
 - Teacher and student digital access
 - Hardcover teacher editions
 - 8 year delivery of student consumable texts (previously purchased annually \$22,000)
 - Manipulative kits and student centers (previously purchased separately for \$150-\$400)
 - professional development year 1

Total Purchase Price \$800,000

mCLASS Math and Boost Math

- 1 year pilot at 50% the cost and free implementation support
- K-5 teacher and student access

Total Purchase Price \$27,300

Aimsweb Plus

- 190 student licenses purchased annually and on-demand PD at \$100 a session
- Math interventionist and qualified students access

Total Purchase Price \$855



Secondary Math

6th - 12th grade




Secondary Math Adoption Evaluation - 6th grade to AGA

Strengths:

- Strong alignment to our Math Standards
- Strong alignment to our BPS Instructional Model
 - Middle School: *"...very You centered wording so the students can identify the problems."*
 - High School: *"I like how the curriculum is tied to different careers."*
- Tiered resources are built into programs based on foundational skills
 - Intervention Library is accessible by all at all levels
- Our students are performing well utilizing this program
 - *"Big Ideas does well and changes everything I want to change."*
 - *"Have many tools we have yet to take advantage of!"*

Weaknesses:


- Digital Platform Development
 - Year 1 Pilot is in process and the platform is still being developed
 - Enhanced learning platform not fully accessible



Secondary Math Adoption Evaluation - Electives


Common Strengths:

- Aligns with Math Advanced Topic Standards
- Digital tools for students and teachers
 - Including additional resources for learning and practice
- AP preparation resources integrated and available for use



Common Concerns:

- Order of Units and Lessons
- Multiple Publishers for Electives



Secondary Math Purchase Information

Math & YOU and Concepts & Connections

- 8 year adoption
- Purchase includes:
 - Student Digital Access
 - Classroom sets of Paper Textbooks
 - Digital and Paper Teacher Editions
 - Year 1 Professional Development

\$382,933

*includes resources for middle school advanced courses and optional high school course sequences

Electives

- 8 year adoption (when possible)
- Purchase includes:
 - Student Digital Access
 - Classroom sets of Paper Textbooks
 - Digital and Paper Teacher Editions
 - Year 1 Professional Development

\$33,003

*quantities based on historical registration numbers

Math Adoption Summary

K - 12th grade



Adoption Summary

Adoption	Materials	Cost
K - 5th grade	Amplify Desmos, mClass, Boost Math, and Aimsweb Plus	\$828,155
6th grade - AGA	Big Ideas Learning (Cengage)	\$382,933
HS Electives	Cengage & Pearson	\$33,003
Total		\$1,244,091

Implementation Plan

Implementation Plan:

- **Spring 2026-** Material Viewing June 8, 4:00-5:00 1940 Board Room
- **Spring/Summer 2026-** Curriculum Development, Pacing, and Success Criteria Defined
- **Fall 2026-** Teacher Implementation Training Provided by PD Specialists
- **Fall 2026-Spring 2027-** Collaborative Planning Sessions with Elementary Math Specialist, Math Department Leads, and Grade Level Department Teams
- **Winter 2027-** Strengthening Session Provided by PD Specialists
- **Spring 2027-** Plan for 2nd Year of Adoption

Questions?

Thank you!

