

November Board Meeting
Wednesday, November 12, 2025 7:00 PM

Kenesaw Public School Library
110 N Fifth Avenue
Kenesaw, NE 68956-1563

Agenda

1. Opening the Meeting
 - 1.A. Call to Order
 - 1.B. Recite the Pledge of Allegiance
 - 1.C. Nebraska Open Meetings Law
 - 1.D. Publication of Meeting - This meeting was legally published in the Hastings Tribune Newspaper on Friday, November 7, 2025.
 - 1.E. Roll Call
2. Welcome Visitors and Public Comment
3. Reports
 - 3.A. Comments from Head of Maintenance & Grounds Bunde
 - 3.B. Comments from Principal Webben
 - 3.C. Comments from Principal Breckner
 - 3.D. Comments from Superintendent Masters
 - 3.E. Board Committees
4. Consent Agenda
 - 4.A. Approve Minutes from October Regular Board Meeting
 - 4.B. Approval of November Treasurer's Report
 - 4.C. Approval of November Claims - Payroll: \$ 373,210.38 Claims \$159,618.86
 - 4.D. Approve Bond Fund Payment for \$328,943.75
5. Action Items
 - 5.A. Review and Discuss the HVAC Options for Oldest Section of School Building (Particularly Rooms 211 & 212 and Consider Approval - Regg Rutt of Rutt Heating & Air to Present to Board
6. Discussion Items
 - 6.A. Status Report and Review of Financial Literacy Instructional Program - Mr. Breckner
 - 6.B. Discuss Superintendent Evaluation - Mr. Kimle
 - 6.C. Discuss Possible Bus Barn Project with Board
 - 6.D. Discuss Stadium Lights for the Football Field -
 - 6.E. Discuss Sound System for the Old Gym
 - 6.F. Kenesaw School Staffing Update and Discussion
 - 6.G. Discuss Legislative Bill 390 - Library Catalog Requirements
 - 6.H. Review of NSCAS Growth Student Assessments Results (Available November 27th)
 - 6.I. Review of AQuESTT Classifications (if available)
 - 6.J. Schedule American Civics Committee Meeting - First Meeting (Chair - Legg, Schneider, Hansen)
7. December Master Board Calendar Items
 - 7.A. Adopt Master Board Calendar for 2026

- 7.B. Adopt Board Meeting Schedule
- 7.C. Review Superintendent Evaluation Summary
- 7.D. Review NSCAS Growth Student Assessment (previous school year)
- 7.E. Hiring of Superintendent for the Next Year
- 7.F. Preliminary Evaluation of Teachers (1st Semester Observations)
- 7.G. Approve the 24-25 School Audit Report
- 8. Executive Session
- 9. Adjourn
- 10. Next Meeting - December 15, 2025 (Third Monday) Financial review with Kimle, Sidders, and Uden at 6:30pm.

Nov. 25

Vehicle Service/Repair

Vehicle	Service / Repair	Other	Total	Explanation
ALL				CPI / Hi-Line Motor / Fleet Pride / Coach Masters/Cummins
				**Wash buses and supplies
ALL BUSES	ANTI FREEZE		82.74	FLEET PRIDE
2012	BUS 12 REPAIR		289.66	FLEET PRIDE
2012	BUS 12 REPAIR		857.37	FLEET PRIDE
2012	BUS 12 REPAIR		1,339.95	FLEET PRIDE
2012	BUS 12 REPAIR		610.43	FLEET PRIDE
COACH				
2021				
Total		0.00	3,180.15	

Vehicle	Service / Repair	Other	Total	Explanation
MICRO				Kenesaw Motor/CPI/NAPA/Coach Masters
EXPEDITION				
VAN	VAN INSPECTION/OIL		234.25	KENESAW MOTOR
VAN	VAN REPAIR AC		521.94	KENESAW MOTOR
MINO TOUR	MINO TOUR AC REPAIR		1,118.77	KENESAW MOTOR
Pickup				
Excursion				
Total		0.00	1,874.96	
		0.00	3,180.15	
		0.00	5,055.11	

NOVEMBER 2025 GF PAYROLL

\$ 373,210.38

NOVEMBER 2025 GF Claims

\$ 159,618.86

Total NOVEMBER 2025 Payments GF

\$ 532,829.24

FUND ACCOUNT TOTALS

HOT LUNCH	\$	33,063.33
DEPRECIATION	\$	-
ACTIVITIES - CURR MO	\$	3,625.52
PAYROLL ADJUST.	\$	-
BOND	\$	328,943.75
SPECIAL BUILDING	\$	-
	\$	365,632.60
	\$	898,461.84
ACTIVITIES - PRIOR MO	\$	22,284.07

MONTHLY EXPENSE SPREADSHEET 2025-2026

MONTH YEAR	GEN. FUND ACCT. PAY.	GEN. FUND PAYROLL	TOTAL General Fund A/P & PAYROLL	HOT LUNCH ACCT. PAY.	HOT LUNCH PAYROLL	TOTAL HOT LUNCH A/P & PAYROLL
September-25		180,470.14			4,707.51	
	101,150.25	176,466.80	458,087.19	10,460.83	3,043.04	18,211.38
		356,936.94			7,750.55	
October-25		192,378.31			6,982.84	
	67,677.43	179,578.53	439,634.27	16,961.25	5,009.91	28,954.00
		371,956.84			11,992.75	
November-25		192,248.58			8,323.19	
	159,618.86	180,961.80	532,829.24	18,896.82	5,843.32	33,063.33
		373,210.38			14,166.51	
December-25			0.00			0.00
		0.00			0.00	
January-26			0.00			0.00
		0.00			0.00	
February-26			0.00			0.00
		0.00			0.00	
March-26			0.00			0.00
		0.00			0.00	
April-26			0.00			0.00
		0.00			0.00	
May-26			0.00			0.00
		0.00			0.00	
June-26			0.00			0.00
		0.00			0.00	
July-26			0.00			0.00
		0.00			0.00	
August-26			0.00			0.00
		0.00			0.00	
TOTAL						

328,446.54
1,102,104.16
1,430,550.70
46,318.90
33,909.81
80,228.71

1,430,550.70

80,228.71

1,430,550.70

Revenue/Expenditure Summary Report with Profit and Loss

Regular, Processing Month 10/2025

Fund Number	Account Type ID	Budget	Month to Date	Year to Date	Budget Balance
01	GENERAL FUND				
8	Revenue	6,017,000.00	289,821.11	1,045,174.94	4,971,825.06
9	Expenditure	6,195,000.00	441,947.85	900,075.10	5,294,924.90
		(178,000.00)	(152,126.74)	145,099.84	
02	DEPRECIATION				
8	Revenue	170,000.00	806.77	1,675.00	168,325.00
9	Expenditure	800,000.00	0.00	0.00	800,000.00
		(630,000.00)	806.77	1,675.00	
05	ACTIVITY FUND				
8	Revenue	0.00	14,482.59	36,985.19	(36,985.19)
9	Expenditure	0.00	22,284.07	51,133.84	(51,133.84)
		0.00	(7,801.48)	(14,148.65)	
06	NUTRITION FUND				
8	Revenue	258,500.00	21,765.44	28,841.94	229,658.06
9	Expenditure	350,000.00	31,498.42	49,709.80	300,290.20
		(91,500.00)	(9,732.98)	(20,867.86)	
07	BOND FUND				
8	Revenue	388,500.00	21,253.83	103,222.97	285,277.03
9	Expenditure	710,000.00	0.00	0.00	710,000.00
		(321,500.00)	21,253.83	103,222.97	
08	SPECIAL BUILDING				
8	Revenue	360,000.00	14,483.21	66,233.52	293,766.48
9	Expenditure	1,300,000.00	0.00	0.00	1,300,000.00
		(940,000.00)	14,483.21	66,233.52	
	Grand Total:	(2,161,000.00)	(133,117.39)	281,214.82	

Regular; Processing Month 10/2025; Accounts to Include Accounts with Activity

Fund: 01 GENERAL FUND

Account Number	Description	Revised Budget	During Month	To Date	% of Budget	Budget Balance
01 1100	LOCAL DIST TAXES 3,715,000 3,911,710	2,965,000.00	171,204.84	815,702.59	27.51	2,149,297.41
01 1115	CARLINE TAX	13,000.00	0.00	1,119.15	8.61	11,880.85
01 1120	PUBLIC POWER DISTRICT TAX	23,500.00	0.00	0.00	0.00	23,500.00
01 1125	MOTOR VEHICLE TAXES	180,000.00	14,944.58	27,245.70	15.14	152,754.30
01 1140	PENALTIES & INTEREST ON TAXES	7,500.00	0.00	0.00	0.00	7,500.00
01 1190	STATE EARLY CHILDHOOD GRANT	0.00	1,200.00	1,200.00	0.00	(1,200.00)
01 1370	PRESCHOOL TUITION AND FEES	1,000.00	0.00	0.00	0.00	1,000.00
01 1510	INTEREST ON INVESTMENTS	37,500.00	2,954.52	5,015.13	13.37	32,484.87
01 1911	LOCAL LICENSE FEES	1,000.00	0.00	0.00	0.00	1,000.00
Subtotal: LOCAL RECIEPTS		3,228,500.00	190,303.94	850,282.57	26.34	2,378,217.43
01 2110	COUNTY FINES & LICENSES	15,000.00	1,405.50	3,235.13	21.57	11,764.87
Subtotal: COUNTY AND ESU RECEIPTS		15,000.00	1,405.50	3,235.13	21.57	11,764.87
01 3110	STATE AID	579,558.00	57,956.00	115,912.00	20.00	463,646.00
01 3120	SPED PROGRAM (SCHOOL AGE)	460,000.00	0.00	0.00	0.00	460,000.00
01 3130	HOMESTEAD EXEMPTION	27,500.00	0.00	0.00	0.00	27,500.00
01 3131	PROPERTY TAX CREDIT	1,375,750.00	0.00	0.00	0.00	1,375,750.00
01 3180	PRO RATE MOTOR VEHICLES	12,500.00	41.43	41.43	0.33	12,458.57
01 3400	STATE APPORTIONMENT	75,000.00	0.00	0.00	0.00	75,000.00
01 3535	HIGH ABILITY LEARNERS	4,000.00	4,081.00	4,081.00	102.03	(81.00)
01 3540	STATE EARLY CHILDHOOD	8,604.00	0.00	21,604.00	251.09	(13,000.00)
01 3551	CAREER EDUCATION	22,500.00	0.00	7,500.00	33.33	15,000.00
01 3599	State Other Programs	7,500.00	0.00	0.00	0.00	7,500.00
01 3990	OTHER STATE RECIPITS (Game & Parks)	12,500.00	0.00	0.00	0.00	12,500.00
Subtotal: STATE RECEIPTS		2,585,412.00	62,078.43	149,138.43	5.77	2,436,273.57
01 4310	REAP	31,021.00	31,088.00	31,088.00	100.22	(67.00)
01 4505	TITLE I	24,024.00	0.00	0.00	0.00	24,024.00
01 4516	IDEA BELOW AGE 5	2,140.00	0.00	0.00	0.00	2,140.00
01 4518	IDEA SPED GMS 6408/4518	66,618.00	0.00	0.00	0.00	66,618.00
01 4521	IDEA PART B Proportionate Share	9,167.00	0.00	0.00	0.00	9,167.00
01 4525	FED VOC & TECH (CARL PERKINS)	0.00	3,511.00	3,511.00	0.00	(3,511.00)
01 4708	MEDICAID PUBLIC SCHOOLS (MIPS)	1,000.00	233.03	233.03	23.30	766.97
01 4709	Medicaid Administrative Coding MAC / MAP	250.00	0.00	67.12	26.85	182.88
01 4969	TITLE IV (GMS)	10,000.00	0.00	0.00	0.00	10,000.00
Subtotal: FEDERAL RECEIPTS		144,220.00	34,832.03	34,899.15	24.20	109,320.85
01 5690	OTHER NON-REVENUE RECEIPT	43,868.00	1,201.21	7,619.66	17.37	36,248.34
Subtotal: NON-REVENUE RECEIPTS		43,868.00	1,201.21	7,619.66	17.37	36,248.34
Fund Total:		6,017,000.00	289,821.11	1,045,174.94	17.37	4,971,825.06

Regular; Processing Month 10/2025; Accounts to Include Accounts with Activity

Fund: 02 DEPRECIATION

<u>Account Number</u>	<u>Description</u>	<u>Revised Budget</u>	<u>During Month</u>	<u>To Date</u>	<u>% of Budget</u>	<u>Budget Balance</u>
02 1510	INTEREST ON INVESTMENTS	10,000.00	806.77	1,675.00	16.75	8,325.00
	Subtotal: LOCAL RECIEPTS	10,000.00	806.77	1,675.00	16.75	8,325.00
02 5200	TRANSFER FROM OTHER FUNDS	150,000.00	0.00	0.00	0.00	150,000.00
02 5690	OTHER NON-REVENUE RECEIPTS	10,000.00	0.00	0.00	0.00	10,000.00
	Subtotal: NON-REVENUE RECEIPTS	160,000.00	0.00	0.00	0.00	160,000.00
	Fund Total:	170,000.00	806.77	1,675.00	0.99	168,325.00

Revenue Summary Report

Processing Month: 10/2025

Regular; Processing Month 10/2025; Accounts to Include Accounts with Activity

Fund: 05 ACTIVITY FUND

<u>Account Number</u>	<u>Description</u>	<u>Revised Budget</u>	<u>During Month</u>	<u>To Date</u>	<u>% of Budget</u>	<u>Budget Balance</u>
05 1710 0100	ATHLETICS	0.00	4,361.60	13,038.58	0.00	(13,038.58)
05 1710 0332	FFA / AG	0.00	0.00	269.00	0.00	(269.00)
05 1710 0500	ANNUAL	0.00	35.00	35.00	0.00	(35.00)
05 1710 0510	K-CLUB	0.00	354.38	354.38	0.00	(354.38)
05 1710 0520	NATIONAL HONOR SOCIETY	0.00	671.68	671.68	0.00	(671.68)
05 1710 0530	STUDENT COUNCIL	0.00	600.00	600.00	0.00	(600.00)
05 1710 1530	DANCE SQUAD	0.00	630.00	880.00	0.00	(880.00)
05 1710 1535	CHEERLEADER	0.00	423.00	2,387.81	0.00	(2,387.81)
05 1710 2029	CLASS OF 2029	0.00	0.00	571.75	0.00	(571.75)
05 1710 2030	CLASS OF 2030	0.00	0.00	589.88	0.00	(589.88)
05 1710 2031	CLASS OF 2031	0.00	0.00	40.00	0.00	(40.00)
05 1710 2530	FBLA	0.00	225.00	300.00	0.00	(300.00)
05 1710 2662	CONCESSIONS	0.00	2,990.21	6,396.64	0.00	(6,396.64)
05 1710 3030	MISCELLANEOUS	0.00	1,325.87	1,557.12	0.00	(1,557.12)
05 1710 3040	QUEST	0.00	0.00	500.00	0.00	(500.00)
05 1710 3668	FOOTBALL FUNDRAISING	0.00	100.00	100.00	0.00	(100.00)
05 1710 3669	VOLLEYBALL	0.00	420.00	4,570.00	0.00	(4,570.00)
05 1710 4724	CHROME BOOK ACCOUNT	0.00	60.00	120.00	0.00	(120.00)
05 1710 7274	SCRIP CARD	0.00	2,135.85	3,853.35	0.00	(3,853.35)
05 1710 7545	SKILLS USA	0.00	150.00	150.00	0.00	(150.00)
Subtotal: LOCAL RECIEPTS		0.00	14,482.59	36,985.19	0.00	(36,985.19)
Fund Total:		0.00	14,482.59	36,985.19	0.00	(36,985.19)

Regular; Processing Month 10/2025; Accounts to Include Accounts with Activity

Fund: 06 NUTRITION FUND

<u>Account Number</u>	<u>Description</u>	<u>Revised Budget</u>	<u>During Month</u>	<u>To Date</u>	<u>% of Budget</u>	<u>Budget Balance</u>
06 1510	OTHER INCOME	500.00	18.69	50.24	10.05	449.76
06 1611	DAILY STUDENT LUNCHES	80,000.00	10,098.00	16,664.00	20.83	63,336.00
06 1612	Daily Breakfast Sales	7,500.00	0.00	0.00	0.00	7,500.00
06 1620	ADULT LUNCHES	12,500.00	287.15	766.10	6.13	11,733.90
06 1990	MISCELLANEOUS LOCAL RECEIPTS	1,000.00	0.00	0.00	0.00	1,000.00
	Subtotal: LOCAL RECIEPTS	101,500.00	10,403.84	17,480.34	17.22	84,019.66
06 3150	LUNCH REIMB. FED/STATE	2,000.00	0.00	0.00	0.00	2,000.00
	Subtotal: STATE RECEIPTS	2,000.00	0.00	0.00	0.00	2,000.00
06 4210	FEDERAL REIMBURSEMENT(OF NUTRIT PRGMS)	100,000.00	11,361.60	11,361.60	11.36	88,638.40
	Subtotal: FEDERAL RECEIPTS	100,000.00	11,361.60	11,361.60	11.36	88,638.40
06 5200	TRANSFERS FROM FUNDS (INCOMING)	10,000.00	0.00	0.00	0.00	10,000.00
06 5690	OTHER NON-REVENUE RECEIPTS	5,000.00	0.00	0.00	0.00	5,000.00
	Subtotal: NON-REVENUE RECEIPTS	15,000.00	0.00	0.00	0.00	15,000.00
06 8000	TRANSFER FROM GF	40,000.00	0.00	0.00	0.00	40,000.00
	Subtotal: TRANSFER FROM GF	40,000.00	0.00	0.00	0.00	40,000.00
	Fund Total:	258,500.00	21,765.44	28,841.94	11.16	229,658.06

Regular; Processing Month 10/2025; Accounts to Include Accounts with Activity

Fund: 07 BOND FUND

<u>Account Number</u>	<u>Description</u>	<u>Revised Budget</u>	<u>During Month</u>	<u>To Date</u>	<u>% of Budget</u>	<u>Budget Balance</u>
07 1100	LOCAL DISTRICT TAXES	350,000.00	20,835.54	102,420.21	29.26	247,579.79
07 1115	CARLINE TAXES	1,000.00	0.00	100.13	10.01	899.87
07 1120	PUBLIC POWER DIST SALES TAX	2,000.00	0.00	0.00	0.00	2,000.00
07 1140	PENALTIES & INTEREST ON TAXES	750.00	0.00	0.00	0.00	750.00
07 1510	INTEREST ON INVESTMENTS	3,250.00	414.58	698.92	21.51	2,551.08
Subtotal: LOCAL RECIEPTS		357,000.00	21,250.12	103,219.26	28.91	253,780.74
07 3130	HOMESTEAD EXEMPTION	2,750.00	0.00	0.00	0.00	2,750.00
07 3131	PROPERTY TAX CREDIT	27,500.00	0.00	0.00	0.00	27,500.00
07 3132	PERSONAL PROPERTY TAX CREDIT	500.00	0.00	0.00	0.00	500.00
07 3180	PRO RATE MOTOR VEHICLE	750.00	3.71	3.71	0.49	746.29
Subtotal: STATE RECEIPTS		31,500.00	3.71	3.71	0.01	31,496.29
Fund Total:		388,500.00	21,253.83	103,222.97	26.57	285,277.03

Regular; Processing Month 10/2025; Accounts to Include Accounts with Activity

Fund: 08 SPECIAL BUILDING

<u>Account Number</u>	<u>Description</u>	<u>Revised Budget</u>	<u>During Month</u>	<u>To Date</u>	<u>% of Budget</u>	<u>Budget Balance</u>
08 1100	LOCAL DISTRICT TAXES	310,000.00	13,567.83	64,643.76	20.85	245,356.24
08 1115	CARLINE TAXES	1,000.00	0.00	88.69	8.87	911.31
08 1120	PUBLIC POWER DIST SALES TAX	2,250.00	0.00	0.00	0.00	2,250.00
08 1125	MOTOR VEHICLE TAXES	500.00	0.00	0.00	0.00	500.00
08 1140	PENALTIES & INTEREST ON TAXES	500.00	0.00	0.00	0.00	500.00
08 1510	INTEREST ON INVESTMENTS	10,500.00	912.10	1,497.79	14.26	9,002.21
08 1920	MISCELLANEOUS LOCAL RECEIPTS	500.00	0.00	0.00	0.00	500.00
Subtotal: LOCAL RECIEPTS		325,250.00	14,479.93	66,230.24	20.36	259,019.76
08 3130	HOMESTEAD EXEMPTION	3,000.00	0.00	0.00	0.00	3,000.00
08 3131	PROPERTY TAX CREDIT	30,000.00	0.00	0.00	0.00	30,000.00
08 3132	Personal Property Tax Credit	500.00	0.00	0.00	0.00	500.00
08 3180	PRO RATE MOTOR VEHICLE	750.00	3.28	3.28	0.44	746.72
Subtotal: STATE RECEIPTS		34,250.00	3.28	3.28	0.01	34,246.72
08 5690	MISC. LOCAL REVENUE	500.00	0.00	0.00	0.00	500.00
Subtotal: NON-REVENUE RECEIPTS		500.00	0.00	0.00	0.00	500.00
Fund Total:		360,000.00	14,483.21	66,233.52	18.40	293,766.48

Revenue Summary Report

Processing Month: 10/2025

Regular; Processing Month 10/2025; Accounts to Include Accounts with Activity

	<u>Revised Budget</u>	<u>During Month</u>	<u>To Date</u>	<u>% of Budget</u>	<u>Budget Balance</u>
Grand Total:	7,194,000.00	362,612.95	1,282,133.56	17.82	5,911,866.44

11/10/2025 04:24 PM

Posted - All; Processing Month 11/2025

User ID: DJK

PO Number	Invoice Number	Vendor Name	Invoice Date	Amount
Account Number		Detail Description		
Checking Account ID	1	Fund Number 01 GENERAL FUND		
	14PL-RFCX-XPMY	AMAZON CAPITAL SERVICES	10/15/2025	67.36
01 1100 610 001		SPEECH/ONE ACT SUPPLIES		67.36
	16FP-T3GK-RWYC	AMAZON CAPITAL SERVICES	10/01/2025	109.74
01 1100 610 001		ONE ACT SUIT		109.74
	179D-TJT4-R1XX	AMAZON CAPITAL SERVICES	10/02/2025	22.98
01 1100 610 001		WEIGHT ROOM EXERCISE BANDS		22.98
	179D-TJT4-TDYJ	AMAZON CAPITAL SERVICES	10/02/2025	31.80
01 1100 610 002		COLD LAMINATOR REFILL		31.80
	17VN-1VQR-3HJ3	AMAZON CAPITAL SERVICES	10/20/2025	(32.04)
01 1100 610 001		CREDIT LAMINATE REFILL COLD LAMINATOR		(32.04)
	19L1-RFPQ-NRF1	AMAZON CAPITAL SERVICES	09/01/2025	(23.33)
01 1200 610 002		CREDIT - ELEM. SPED		(23.33)
	1D7V-JLL9-RF3T	AMAZON CAPITAL SERVICES	10/02/2025	93.99
01 1100 650 001		DOCUMENT CAMERA TECH		93.99
	1D7V-JLL9-T9NN	AMAZON CAPITAL SERVICES	10/02/2025	373.49
01 2220 640 001		LIBRARY BOOKS		373.49
	1G3W-JGMX-WK6Q	AMAZON CAPITAL SERVICES	10/03/2025	49.48
01 1200 610 001		HS SPED SUPPLIES		49.48
	1GDH-DMX7-WHTM	AMAZON CAPITAL SERVICES	10/03/2025	11.19
01 1100 640 002		4TH GRADE BOOK PARTYPOOPER		11.19
	1GKR-TYR6-VKVP	AMAZON CAPITAL SERVICES	10/03/2025	228.90
01 1100 610 002		ELEM. SUPPLIES STEM SUPPLIES		228.90
	1K39-K1T1-TQG	AMAZON CAPITAL SERVICES	10/01/2025	215.96
01 1100 610 002		WORKROOM SUPPLIES		215.96
	1K39-K1T1-Y33J	AMAZON CAPITAL SERVICES	10/10/2025	102.08
01 1200 610 001		HS SPED WIPES/BLUETOOTH/BATTERIES/PENCIL		102.08
	1MY6-WHKJ-14XP	AMAZON CAPITAL SERVICES	10/20/2025	(0.22)
01 1100 640 002		4TH GRADE BOOK PRE ORDER CREDIT		(0.22)
	1N3D-TMRJ-YDNC	AMAZON CAPITAL SERVICES	10/10/2025	257.04
01 2410 610 002		BLUE DEVIL PRIDE PRIZES		257.04
	1N7N-W99P-YGVD	AMAZON CAPITAL SERVICES	10/15/2025	133.68
01 1100 610 001		HOMECOMING PROJECT ITEMS		66.84
01 1100 610 002		HOMECOMING PROJECT ITEMS		66.84
	1PDQ-M9LV-YWV6	AMAZON CAPITAL SERVICES	10/15/2025	103.88
01 1100 650 001		GOOGLE TV STREAMER/HDMI CABLE MULTI MEDI		103.88
	1PDV-NP1V-YWRR	AMAZON CAPITAL SERVICES	10/15/2025	140.16
01 1200 640 001		HS SPED BOOKS (KONZ)		140.16
	1PYY-YFTQ-G63V	AMAZON CAPITAL SERVICES	08/31/2025	186.95
01 1100 610 001		ENGLISH CLASS ROOM SUPPLIES		186.95
	1R37-Q713-Y99R	AMAZON CAPITAL SERVICES	10/15/2025	301.08
01 1100 610 002		GRIP - A STRIP DISPLAY RAIL ART		301.08
	1Y6C-CW6V-	AMAZON CAPITAL SERVICES	10/04/2025	18.99

11/10/2025 04:24 PM

Posted - All; Processing Month 11/2025

User ID: DJK

PO Number	Invoice Number	Vendor Name	Invoice Date	Amount
Account Number		Detail Description		Amount
	W1FN			
01 1100 610 001 1199		MUSIC MARCHING DRUM STICK HOLDER		18.99
	1Y6C-CW6V-YXHG	AMAZON CAPITAL SERVICES	10/20/2025	(50.18)
01 1100 610 001		GRIP - A - STRIP NOT IN THE BOX MISSING		(50.18)
Total	AMAZON CAPITAL SERVICES			2,342.98
	INV-324668	AMPLIFY EDUCATION INC.	11/06/2025	89.70
01 1100 640 002		AMPLIFY NOTEBOOKS - MR. DON WEBBEN		89.70
Total	AMPLIFY EDUCATION INC.			89.70
	Conf. 49731056	ANNABELL GARDENS	11/05/2025	179.00
01 1100 890 001		STEM CONF. IN LINCOLN JB/DP/ME		179.00
Total	ANNABELL GARDENS			179.00
	25-1825	Beman'S Appliance Service	10/24/2025	1,045.00
01 2620 431 000		REPAIR CONVECTION BOTTOM OVEN		1,045.00
Total	Beman'S Appliance Service			1,045.00
	761685/1	Big G Ace 11368	10/20/2025	18.42
01 2610 610 000		MENDING BRACE / FASTENERS		18.42
	762208/1	Big G Ace 11368	10/31/2025	443.84
01 2610 610 000		TRASH CANS/LIDS 20 GAL. GRAY 8 EA.		443.84
Total	Big G Ace 11368			462.26
	7045439114 OCT. 2025	Black Hills Energy	10/23/2025	358.45
01 2610 621 000		OCT. 25 NATURAL GAS SERVICE		358.45
Total	Black Hills Energy			358.45
	MILEAGE OCT. 2025	BRECKNER, BRENT	10/30/2025	210.00
01 2410 580 002		MILEAGE OCT. 2025		210.00
Total	BRECKNER, BRENT			210.00
	10/17/25	Carey'S Pest Control, Inc.	10/17/2025	154.00
01 2610 431 000		ANNUAL PEST CONTROLL OCT. 2025		154.00
Total	Carey'S Pest Control, Inc.			154.00
	14846133	Cash-Wa Distributing Co.	10/07/2025	15.10
01 1190 610 002		PRE K FOOD		15.10
	14854498	Cash-Wa Distributing Co.	10/09/2025	30.20
01 1190 610 002		PRE K FOOD		30.20
	14854506-INV	Cash-Wa Distributing Co.	10/14/2025	15.10
01 1190 610 002		PRE K FOOD		15.10
	14862864	Cash-Wa Distributing Co.	10/16/2025	30.20
01 1190 610 002		PRE K FOOD		30.20
	14862865	Cash-Wa Distributing Co.	10/21/2025	45.15
01 1190 610 002		PRE K FOOD		45.15
	14876351	Cash-Wa Distributing Co.	10/28/2025	118.74
01 1190 610 002		PRE K FOOD		118.74

11/10/2025 04:24 PM

Posted - All; Processing Month 11/2025

User ID: DJK

PO Number	Invoice Number	Vendor Name	Invoice Date	Amount
Account Number		Detail Description		Amount
Total	Cash-Wa Distributing Co.			254.49
	324496CL	Cenex Fleetcard	10/20/2025	1,297.20
01 2710 626 000 1112		MICRO 12 FUEL		305.79
01 2710 626 000 0112		BUS 12 FUEL		80.72
01 2710 626 000 1121		MINO TOUR 18 FUEL		313.40
01 2710 626 000 1997		F150 FUEL		117.31
01 2710 626 000 2004		EXCURSION FUEL		166.04
01 2710 626 000 2024		EXPEDITION FUEL		89.95
01 2710 626 000 2000		COACH BUS FUEL		219.07
01 2710 610 000		FINANCE CHARGE		4.92
Total	Cenex Fleetcard			1,297.20
	INV764061	CLEARFLY	10/12/2005	340.97
01 2510 382 000		TELEPHONE SYSTEM		340.97
Total	CLEARFLY			340.97
	35039628	DANA F COLE & COMPANY LLP	10/18/2025	4,200.00
01 2510 340 000		24-25 AUDIT PROGRESS BILLING		4,200.00
	35040377	DANA F COLE & COMPANY LLP	11/10/2025	7,090.00
01 2330 340 000		CONTRACT TOTAL		11,000.00
01 2330 340 000		PROGRESSIVE PAYMENT		(4,200.00)
01 2330 340 000		MILEAGE		290.00
Total	DANA F COLE & COMPANY LLP	<i>Audit 24-25 Total</i>		11,290.00
	3503986	Dana F. Cole & Company, Llp	10/09/2025	600.00
01 2330 340 000		CAFETERIA PLAN/ANNUAL FEE/PACKETS		600.00
	35040423	Dana F. Cole & Company, Llp	11/06/2025	105.00
01 2330 340 000		OCT. 2025 SERVICES		105.00
Total	Dana F. Cole & Company, Llp			705.00
	1497753	Das State Accounting - Central Finance	10/10/2025	3,177.27
01 2580 382 001		SEPT. 2025 FOR ACCOUNT 1 0166		3,177.27
Total	Das State Accounting - Central Finance			3,177.27
	9225366-0	Eakes Office Solutions	10/23/2025	42.99
01 1100 610 002		COPIER STAPLES		42.99
	INV690573	Eakes Office Solutions	10/01/2025	35.00
01 1100 610 002		REPAIR GBC LAMINATOR PRE K AREA		35.00
Total	Eakes Office Solutions			77.99
	OCTOBER 2025 SERVICE	Educational Service Unit #9	10/31/2025	70,701.45
01 1200 591 002		SA 18+ SERVICES 2578		4,284.00
01 1200 591 002		SA PROJECT SEARCH 25978		5,208.00
01 2140 591 002		NON-PUBLIC LMHP 26000		977.50
01 2141 591 002		LMHP OCT. 2025 26000		8,839.50
01 2141 591 002		SA SPED BEHAVIOR 25978		57.50
01 2142 591 002		3-4 SCHOO PSYCHOLOGIST 25978		30.00
01 2151 591 002		SA SPEECH 25978		23,459.04
01 2151 591 002		SA DEAF ED. 25978		398.75
01 2151 591 002		SA SPEECH 25998		916.96
01 2152 591 002		3-4 SPEECH 25998		212.96

11/10/2025 04:24 PM

Posted - All; Processing Month 11/2025

User ID: DJK

PO Number	Invoice Number	Vendor Name	Invoice Date	Amount
Account Number		Detail Description		Amount
01 2152 591 002		3-4 SPEECH 25978		7,326.00
01 2153 591 002		0-2 SPEECH 25978		682.00
01 1100 382 001		SCHED B CONTRACT TECHN 24-852		4,117.50
01 1100 330 001		SECONDARY TEACHING/LEARNING 24-838		450.00
01 1100 330 002		ELEM. TEACHING/LEARNING 24-838		300.00
01 1200 330 001 0002		KONZ IDEA ACADEMY 24-831		75.00
01 1200 330 001 0002		FOSTER IDEA ACADEMY 24-831		75.00
01 1200 591 002		SA PARAPROFESSIONAL 25978		31.50
01 1200 591 001		SA MILEAGE 25978		659.68
01 1200 591 002		SA SPECIAL ED COORDINATOR 25978		480.00
01 1292 591 002		0-2 ECE HOMEBASE 25978		1,687.50
01 1291 591 002		3-4 ECE HOMEBASE 25978		1,041.25
01 2181 591 001		SA VISION CONSULT 25978		271.25
01 2141 591 002		SA PSYCH 25978		8,859.60
01 2141 591 002		SA PSYCH 25998		180.00
01 2153 591 002		0-2 SPEECH 25998		80.96
Total Educational Service Unit #9				70,701.45
	2025100242	Essential Screens	10/31/2025	165.23
01 2570 340 000		BACKGROUND CHECKS <u>CF/LK/TP</u>		165.23
Total Essential Screens		<i>New Staff</i>		165.23
	26688-1	ESU 10	10/24/2025	160.00
01 1100 890 001		TEACHING & LEARNING FT DIGITAL CITIZENSH		80.00
01 1100 890 002		TEACHING & LEARNING FT DIGITAL CITIZENSH		80.00
	SpEd SUPPL/O&M	ESU 10	11/06/2025	670.86
01 1200 591 002		SpEd SUPPLEMENTAL SUPERVISION		34.38
01 2181 591 001		O&M SECONDARY		636.48
Total ESU 10				830.86
	129675311	Fleet Pride	10/21/2025	82.74
01 2710 610 000		ANTI FREEZE 5 GAL. 13.79 EA		82.74
	HAS0112759	Fleet Pride	10/21/2025	289.66
01 2710 626 000 0112		BUS 12 REPAIR DIAGNOSTIC FUEL FILTER		289.66
	HAS0112848	Fleet Pride	10/31/2025	857.37
01 2710 626 000 0112		BUS 12 REPAIR		857.37
	HAS0152597	Fleet Pride	11/06/2025	1,339.95
01 2710 732 000 0112		BUS 12 REPAIR		1,339.95
	HAS1512831	Fleet Pride	10/29/2025	610.43
01 2710 626 000 0112		BUS 12 REPAIR/INSPECTION		610.43
Total Fleet Pride				3,180.15
	NOV. 5 2025	GO PHYSICAL THERAPY	10/31/2025	3,470.80
01 2161 340 001		OT - SECONDARY OCT. 25		133.50
01 2161 340 002		OT - SA OCT. 25		1,848.80
01 2162 340 002		OT - 3 - 4 OCT. 25		117.00
01 2171 340 001		PT SECONDARY OCT. 25		58.50
01 2171 340 002		PT SA OCT. 25		1,020.50
01 2172 340 002		PT 3 - 4 OCT. 25		292.50
Total GO PHYSICAL THERAPY				3,470.80

11/10/2025 04:24 PM

Posted - All; Processing Month 11/2025

User ID: DJK

PO Number	Invoice Number	Vendor Name	Invoice Date	Amount	User ID: DJK Amount
01 2510 540 000	300159273	Hastings Tribune, The	10/31/2025	8.18	8.18
		NOTICE BOARD MEETING		8.18	
01 2510 540 000	300159355	Hastings Tribune, The	10/31/2025	61.37	61.37
		MINUTES KENESAW BOARD OF EDUCATION		61.37	
Total Hastings Tribune, The				69.55	
01 2650 731 000	1012048	Hi-Line Motors	10/14/2025	15,349.00	15,349.00
		<u>GRAVELY MOWER / ENCLOSED TRAILER</u>		15,349.00	
Total Hi-Line Motors				15,349.00	
01 1100 442 000	PAYMENT #15	HOMETOWN LEASING	11/21/2025	1,315.06	1,315.06
		COPIER LEASE #15		1,315.06	
Total HOMETOWN LEASING				1,315.06	
01 2710 340 000	139348	Industrial Health Services	10/31/2025	49.90	49.90
		DOT DRG SCREEN MARLIN K		49.90	
Total Industrial Health Services				49.90	
01 2610 431 000	102488173	Johnson Controls, Inc - 0N45	10/27/2025	315.00	315.00
		FIRE SUPPRESSION SERVICE 10/27/25		315.00	
Total Johnson Controls, Inc - 0N45				315.00	
01 2220 640 001	750-00000398223925-	KEARNEY HUB	11/06/2025	327.19	327.19
		KEARNEY HUB 1 YR STOP MAY 25, 2026		327.19	
Total KEARNEY HUB				327.19	
01 1200 610 001	1200 SPED OCT 25	Kenesaw Market	10/31/2025	42.76	42.76
		HS SPED FOODS CLASS 1200		42.76	
01 1100 610 001 1480	2877 FOODS CLUB OCT	Kenesaw Market	10/31/2025	229.74	229.74
		FOODS CLUB 2877 OCT 25		229.74	
01 1100 610 001	3299 MISC. ACCT	Kenesaw Market	10/31/2025	65.01	65.01
		SCIENCE 3299		32.89	
01 1100 610 001		SCIENCE 3299		5.98	
01 2410 610 001		1ST SEM. STAFF MEETING		26.14	
01 1190 610 002	7730 PRE K	Kenesaw Market	10/31/2025	133.19	133.19
		PRE K FALL PROGRAM CLASS PROJ 7730		133.19	
Total Kenesaw Market				470.70	
01 2710 732 000 2008	OCT. 2025	Kenesaw Motor Co.	10/31/2025	521.94	1,874.96
		VAN REPAIR / AC REPAIR 87058		521.94	
01 2710 732 000 2008		VAN INSPECTION / OIL		234.25	
01 2710 732 000 1121		MINO TOUR AC REPAIR 86771		1,118.77	
Total Kenesaw Motor Co.				1,874.96	
01 1100 442 000	HNTWN LEASE REIMB.	Kps Reimbursement	10/13/2025	1,380.81	2,695.87
		#13 PAYMENT BY REIMB.		1,380.81	

11/10/2025 04:24 PM

Posted - All; Processing Month 11/2025

User ID: DJK

PO Number	Invoice Number	Vendor Name	Invoice Date	Amount
Account Number		Detail Description		Amount
01 1100 442 000		#14 PAYMENT BY REIMB.		1,315.06
Total Kps Reimbursement				<u>2,695.87</u>
01 2610 450 000	2095	MAENDELE CONSTRUCTION CONCRETE SIDEWALK BY THE FB FIELD BLEACH	11/10/2025	14,560.00
Total MAENDELE CONSTRUCTION				<u>14,560.00</u>
01 2710 340 000	3103246082 10/20/25	MARY LANNING HEALTHCARE DOT LAB TEST DUSTY P.	10/20/2025	25.00
Total MARY LANNING HEALTHCARE				<u>25.00</u>
01 1100 440 001 1430	52577647	Matheson Tri-Gas Inc. SHOP TANK RENTAL	10/31/2025	79.10
Total Matheson Tri-Gas Inc.				<u>79.10</u>
01 2620 431 000	92590	Menards - Hastings GAS SPOUT/BRUSH SET/MARINE RV ANTI	10/20/2025	115.37
01 1100 610 001 1430	92667	Menards - Hastings SHOP VARATHANE POLY GLS 4	10/21/2025	91.92
01 2620 431 000	92668	Menards - Hastings BUNGEE TRACK/SHEAR PIN/STRAPS	10/21/2025	284.23
01 2620 431 000	92961	Menards - Hastings PAINT FOR ONE ACT PROPS	10/28/2025	67.32
01 2620 431 000	93334	Menards - Hastings SPRING SNAP 3/4	11/05/2025	6.98
Total Menards - Hastings				<u>565.82</u>
01 2610 626 000	364297	Napa Auto Parts 1 GAL. 15W40 DELVAC (2)	10/17/2025	35.98
01 2610 610 000	364963	Napa Auto Parts PARTS	10/22/2025	6.40
Total Napa Auto Parts				<u>42.38</u>
01 2120 330 001	89108	Nebraska Council Of Sch. Admin. NE SCHOOL SAFETY SECURITY SUMMIT C.R.	10/17/2025	115.00
01 2410 810 001	BRENT B.#89218	Nebraska Council Of Sch. Admin. BRENT BRECKNER 25-26 MEMBERSHIP	10/16/2025	435.00
Total Nebraska Council Of Sch. Admin.				<u>550.00</u>
01 1200 340 001	2462	OMAHA MUSIC THERAPY LLC OCT. 25 MUSIC THERAPY 9.33 HRS	10/31/2025	699.75
Total OMAHA MUSIC THERAPY LLC				<u>699.75</u>
01 1100 610 002	46077089	Quill.Com GRIP A STRIP 96 INCH. 4	09/23/2025	187.04
Total Quill.Com				<u>187.04</u>
01 1200 610 001	20258	RUSS'S MARKET STORE #7 HS SPED COOKING CLASS 10/14/25	10/14/2025	45.11

11/10/2025 04:24 PM

Posted - All; Processing Month 11/2025

User ID: DJK

PO Number	Invoice Number	Vendor Name	Invoice Date	User ID: DJK
Account Number		Detail Description	Amount	Amount
	FOODS CLASS OCT 25	RUSS'S MARKET STORE #7	10/31/2025	351.33
01 1100 610 001		20332	74.71	
01 1100 610 001		20246	60.68	
01 1100 610 001		20107	30.67	
01 1100 610 001		20110	22.96	
01 1100 610 001		20251	24.35	
01 1100 610 001		20252	27.98	
01 1100 610 001		20255	19.04	
01 1100 610 001		20284	13.13	
01 1100 610 001		20287	47.41	
01 1100 610 001		20308	30.40	
Total	RUSS'S MARKET STORE #7		396.44	
	2025-26 CONTRACT	Rutt'S Heating & Air Cond.	11/10/2025	6,606.00
01 2610 431 000		<u>RUTTS MECHANICAL SERVICE CONT. 25-26</u>	6,606.00	
Total	Rutt'S Heating & Air Cond.		6,606.00	
	11312001 OCT. 2025	Southern Power District	10/31/2025	4,379.30
01 2610 621 000		11312001 OCT. 25 BLDG	4,330.55	
01 2610 621 000		11312002 OCT. 25 SIGN	48.75	
Total	Southern Power District		4,379.30	
	1805	Stuhr Museum	10/31/2025	120.00
01 1100 340 002		FALL ON THE FARM 1ST / 3RD GR.	120.00	
Total	Stuhr Museum		120.00	
	1156	TECHNIK ELECTRIC LLC	10/08/2025	358.76
01 2610 431 000		CONCESSIONS OUTSIDE HEAT LINE	358.76	
	1172	TECHNIK ELECTRIC LLC	10/21/2025	306.00
01 2610 431 000		REPAIR OVERHEAD LINE FOR SOUTH FB LIGHTS	306.00	
Total	TECHNIK ELECTRIC LLC		664.76	
	138898	TILLEY SPRINKLERS & LANDSCAPING	10/30/2025	530.00
01 2630 420 000		WINTERIZED SPRINKLER SYSTEM	530.00	
Total	TILLEY SPRINKLERS & LANDSCAPING		530.00	
	348737	Time Management Systems	11/03/2025	219.64
01 2510 643 000		TMS TIME SOFTWARE CONTRACT OCT 25	219.64	
Total	Time Management Systems		219.64	
	PS0991351	TITAN MACHINERY - HASTINGS	10/27/2025	48.35
01 2610 626 000		WIPER BLADE FOR SKID LOADER	48.35	
Total	TITAN MACHINERY - HASTINGS		48.35	
	042098	TOWER STORAGE	10/17/2025	45.00
01 2610 441 000		<u>TOWER STORAGE OCT. 25</u>	45.00	
	881201	TOWER STORAGE	11/07/2025	45.00
01 2610 441 000		<u>NOV. STORAGE RENT</u>	45.00	
Total	TOWER STORAGE		90.00	

11/10/2025 04:24 PM

Posted - All; Processing Month 11/2025

User ID: DJK

PO Number	Invoice Number	Vendor Name	Invoice Date	Amount
Account Number		Detail Description		
	CHI HEALTH HS SPED	Us Bank <i>Students to the</i>	10/06/2025	40.00
01 1200 890 001		TURTLE POOL - HS SPED		40.00
	CLEARFLY SEPT.25	Us Bank	10/31/2025	340.76
01 2510 530 000		SEPT. CLEARFLY		340.76
	GARRETT - CAR WASH O	Us Bank	10/24/2025	19.00
01 2710 732 000 2004		EXCURSION CAR WASH		19.00
	INDEED - KITCHEN STA	Us Bank	10/02/2025	376.21
01 2510 540 000		INDEED STAFF SEARCH KITCHEN HELP		376.21
	J.W. PEPPER (4)	Us Bank	10/31/2025	733.28
01 1100 640 001 1199		MUSIC		154.37
01 1100 640 001 1199		MUSIC		328.77
01 1100 640 001 1199		MUSIC		217.14
01 1100 640 001 1199		MUSIC		33.00
	MENARDS SHOP #1	Us Bank	10/31/2025	71.39
01 1100 610 001 1430		HS SHOP SUPPLIES		71.39
	MENARDS SHOP #2	Us Bank	10/20/2025	1,014.37
01 1100 610 001 1430		SHOP WOOD AND SUPPLIES		1,014.37
	NCSA - DON 25-26	Us Bank	10/16/2025	694.00
01 2410 810 002		DON WEBBEN MEMBERSHIP NCSA 25-26		694.00
	NI EVENT JB/DP <i>Johnna / Dakota</i>	Us Bank	10/31/2025	180.00
01 1100 890 001		NI EVENT STEM CONF. LINCOLN		180.00
	TRIBUNE ONLINE 10/25	Us Bank	10/15/2025	14.99
01 2220 640 001		ONLINE NEWSPAPER E-EDITION		14.99
	WALMART - SPED HS	Us Bank	10/03/2025	40.32
01 1200 610 001		HS SPED SUPPLIES		40.32
	WALMART HS SPED OCT	Us Bank	10/24/2025	21.72
01 1200 610 001		HS SPED SUPPLIES		21.72
Total	Us Bank			3,546.04
	1316005 OCT. 2025	Village Of Kenesaw	10/31/2025	806.72
01 2610 490 000		GARBAGE		240.00
01 2610 490 000		GARBAGE		97.50
01 2610 490 000		GARBAGE		30.00
01 2610 621 000		SEWER		20.00
01 2610 621 000		SEWER		33.37
01 2610 621 000		SEWER		20.00
01 2610 621 000		SEWER		9.53
01 2610 621 000		SEWER		20.00
01 2610 410 000		WATER		0.00
01 2610 410 000		WATER		3.36
01 2610 410 000		WATER		64.25
01 2610 410 000		WATER		4.80
01 2610 410 000		WATER		19.00
01 2610 410 000		WATER		22.40

PO Number	Invoice Number	Vendor Name	Invoice Date	Amount
Account Number		Detail Description		Amount
01 2610 410 000		WATER		64.25
01 2610 410 000		WATER		64.25
01 2610 410 000		WATER		29.76
01 2610 410 000		WATER		64.25
Total Village Of Kenesaw				806.72
	MILEAGE AUG. - OCT.	WEBBEN, DONALD	11/06/2025	259.00
01 2410 580 002		PRINC. MILEAGE TO ESU 10 50 MILES 08/26		35.00
01 2410 580 002		PRINC. MILEAGE TO ESU 10 50 MILES 08/27		35.00
01 2410 580 002		PRINC. MILEAGE TO UNK 48 MILES 09/04		33.60
01 2410 580 002		PRINC. MILEAGE TO AC 26 MILES 09/30		18.20
01 2410 580 002		PRINC. MILEAGE TO ELM CR 32 MILES 10/03		22.40
01 2410 580 002		PRINC. MILEAGE TO NEMTSS 62 MILES 10/09		43.40
01 2410 580 002		PRINC. MILEAGE TO AURORA 102 MILES 10/21		71.40
Total WEBBEN, DONALD				259.00
	780675	Yanda'S Music & Pro Audio	10/13/2025	79.00
01 1100 610 001 1199		INSTRUMENT SUPPLIES/REPAIR		79.00
	784562	Yanda'S Music & Pro Audio	11/06/2025	22.49
01 1100 610 001 1199		REEDS / D'ADDARIO REC1030 RICO		22.49
Total Yanda'S Music & Pro Audio				101.49
	11268	Ziamba Roofing Company	10/09/2025	2,342.00
01 2610 431 000		BAND ROOM REPAIR		2,342.00
Total Ziamba Roofing Company				2,342.00
Fund Number 01				159,618.86
Checking Account ID 1				159,618.86
Checking Account ID 5		Fund Number 05	ACTIVITY FUND	
113H-3PTP-WP7P		AMAZON CAPITAL SERVICES	10/04/2025	73.41
05 2900 610 000 3040		QUEST NEEDS CUPBOARD SUPPLIES		73.41
Total AMAZON CAPITAL SERVICES				73.41
	931498061	BSN SPORTS	10/03/2025	166.83
05 2900 610 000 0100		SEAHAWKS 14 JERSEY		166.83
	931696999	BSN SPORTS	10/18/2025	184.00
05 2900 610 000 0100		LOOSE FIT TECH T SHORT SLEEVE 3		184.00
	931758416	BSN SPORTS	10/23/2025	(174.95)
05 2900 610 000 0100		CREDIT 931758416		(174.95)
	931822499	BSN SPORTS	10/28/2025	34.20
05 2900 610 000 0100		BB SCOREBOOKS 4		34.20
	931822500	BSN SPORTS	10/28/2025	1,091.27
05 2900 610 000 0100		28.5" BB 6 EACH		509.94
05 2900 610 000 0100		29.5" BB 6 EACH		509.94

GF

11/10/2025 04:24 PM

Posted - All; Processing Month 11/2025

User ID: DJK

PO Number	Invoice Number	Vendor Name	Invoice Date	Amount
Account Number		Detail Description		
05 2900 610 000 0100		SHIPPING		71.39
Total BSN SPORTS				<u>1,301.35</u>
05 2900 610 000 2662	14852153	Cash-Wa Distributing Co.	10/09/2025	273.70
		CONCESSIONS SUPPLIES		273.70
05 2900 610 000 2662	14859733	Cash-Wa Distributing Co.	10/14/2025	133.03
		CONCESSIONS SUPPLIES		133.03
05 2900 610 000 2662	14885204	Cash-Wa Distributing Co.	11/04/2025	58.33
		CONCESSIONS SUPPLIES		58.33
Total Cash-Wa Distributing Co.				<u>465.06</u>
05 2900 610 000 2662	11875316	Chesterman Company	10/10/2025	69.64
		INSIDE CONCESSIONS POP		69.64
05 2900 610 000 3035	11881381	Chesterman Company	10/17/2025	68.46
		POP TEACHERS LOUNGE		68.46
05 2900 610 000 2662	11890931	Chesterman Company	10/31/2025	57.05
		TEACHERS LOUNGE POP		57.05
Total Chesterman Company				<u>195.15</u>
05 2900 610 000 4724	G26045	Computer Hardware - Kearney	10/16/2025	165.00
		LENOVO REPAIR CRACKED SCREEN		165.00
05 2900 610 000 4724	G26046	Computer Hardware - Kearney	10/16/2025	165.00
		LENOVO REPAIR CRACKED SCREEN		165.00
05 2900 610 000 4724	G26047	Computer Hardware - Kearney	10/16/2025	185.00
		LENOVO REPAIR SCREEN SHATTERED		185.00
Total Computer Hardware - Kearney				<u>515.00</u>
05 2900 610 000 4724	G26005	Computer Hardware, Inc.	11/09/2025	35.00
		LENOVO REPAIR		35.00
05 2900 610 000 4724	G26136	Computer Hardware, Inc.	11/30/2025	35.00
		LENOVO REPAIR		35.00
Total Computer Hardware, Inc.				<u>70.00</u>
05 2900 610 000 0100	ONE ACT FEE	Elm Creek Public School	11/05/2025	150.00
		ONE ACT FEE 11/17		150.00
Total Elm Creek Public School				<u>150.00</u>
05 2900 610 000 0100	0100 ATHLETICS OCT.	Kenesaw Market	10/31/2025	4.99
		AD - REF WATER 0100		4.99
05 2900 610 000 0332	0332 FFA OCT. 25	Kenesaw Market	10/31/2025	34.36
		FFA HOMECOMING SUPPLIES 0332		34.36
05 2900 610 000 0530	0530 STUCO OCT. 25	Kenesaw Market	10/31/2025	122.52
		HOME COMING SUPPLIES STUCO 0530		122.52
05 2900 610 000 2530	2530 FBLA OCT 25	Kenesaw Market	03/12/2005	40.00
		FBLA SUPPLIES FOR CLASS 2530		40.00
05 2900 610 000 2662	2662 CONC. OCT. 25	Kenesaw Market	10/31/2025	233.64
		CONCESSIONS ITEMS 2662		233.64
Total Kenesaw Market				<u>435.51</u>

PO Number	Invoice Number	Vendor Name	Invoice Date	Amount
05 2900 610 000 0100	ATH NET HS MS	Kroos, Christian	11/05/2025	135.00
		ATHLETIC NET HS MS TRACK		135.00
Total	Kroos, Christian			135.00
05 2900 610 000 0332	4314 STMT	NE FFA,	11/05/2025	280.00
		FFA/AG IGNITE 243		280.00
Total	NE FFA,			280.00
05 2900 610 000 0100	MOSYLE MAN - HUDL	Us Bank	10/01/2025	5.04
		MOSYLE MAN HUDL		5.04
Total	Us Bank			5.04
Fund Number	05			3,625.52
Checking Account ID	5			3,625.52

Activities

Checking Account ID	Fund Number	Vendor Name	Invoice Date	Amount
06 3100 610 000	14846132	Cash-Wa Distributing Co.	10/02/2025	1,015.35
		SUPPLIES		80.60
06 3100 630 000		FOOD		934.75
06 3100 630 000	14846133	Cash-Wa Distributing Co.	10/07/2025	3,440.72
		FOOD		3,421.83
06 3100 610 000		SUPPLIES		18.89
06 3100 630 000	14854498	Cash-Wa Distributing Co.	10/09/2025	671.54
		FOOD		671.54
06 3100 630 000	14854506	Cash-Wa Distributing Co.	10/14/2025	(55.20)
		CREDIT PIZZA CRUST		(55.20)
06 3100 630 000	14854506-INV	Cash-Wa Distributing Co.	10/14/2025	2,317.64
		FOOD		2,259.54
06 3100 610 000		SUPPLIES		58.10
06 3100 630 000	14862864	Cash-Wa Distributing Co.	10/16/2025	700.65
		FOOD		700.65
06 3100 630 000	14862865	Cash-Wa Distributing Co.	10/21/2025	3,425.22
		FOOD		3,160.08
06 3100 610 000		SUPPLIES		265.14
06 3100 630 000	14865568	Cash-Wa Distributing Co.	10/21/2025	679.08
		FOOD		679.08
06 3100 630 000	14871209	Cash-Wa Distributing Co.	10/23/2025	388.90
		FOOD		388.90
06 3100 630 000	14876351	Cash-Wa Distributing Co.	10/28/2025	3,822.28
		FOOD		3,760.28
06 3100 610 000		SUPPLIES		62.00
06 3100 630 000	14879912	Cash-Wa Distributing Co.	10/30/2025	913.11
		FOOD		913.11
06 3100 630 000	S14856080	Cash-Wa Distributing Co.	10/14/2025	39.70
		FOOD		39.70
Total	Cash-Wa Distributing Co.			17,358.99
06 3100 630 000	3215 KITCHEN OCT. 25	Kenesaw Market	10/31/2025	1,537.83
		FOOD		1,537.83
Total	Kenesaw Market			1,537.83

PO Number	Invoice Number	Vendor Name	Invoice Date	Amount
Account Number		Detail Description		
Fund Number 06				<u>18,896.82</u>
Checking Account ID 6				<u>18,896.82</u>
Checking Account ID 7	Fund Number 07	BOND FUND		
	KENESAWGOR2 0-2025	BOK FINANCIAL	11/06/2025	328,943.75
07 5000 831 000		DEC. 2025 PRINCIPAL		325,000.00
07 5000 832 000		DEC. 2025 INTEREST		3,743.75
07 5000 890 000		DEC. 2025 SEMI ANNUAL AGENT FEE		200.00
Total BOK FINANCIAL				<u>328,943.75</u>
Fund Number 07				<u>328,943.75</u>
Checking Account ID 7				<u>328,943.75</u>
Grand Total:				<u>511,084.95</u>

Lunch

BOND

General Fund

BIK/Gross	Amount	Expense/ Employer	Adjustment Amount	Check Total	Payee ID	Payee Name
Checking Account ID: 1						
ADD						
BUS Bus Driver		5,426.00				
EDP1 Extra Duty		285.00				
EDPBKSLK Extra Duty Books / Clock		125.00				
HRLYSTUDEN HOURLY STUDENT (NO TAX)		1,376.20				
HRY1 Hourly		48,523.51				
HRYAC HOURLY ADAMS CENTRAL SCHOOL		125.00				
HRYHAS HOURLY HASTINGS SCHOOLS		275.00				
HRYKEN HOURLY KENESAW SCHOOL		75.00				
LONGTERM LONG TERM SUB		4,915.80				
MILEAGE Mileage		105.00				
OVT1 Overtime		766.13				
PERSONAL Personal		1,006.32				
SICK Sick		541.78				
SUB Substitute		6,627.50				
SUBTAX Substitute taxed		400.00				
TICKETS Taking Tickets at Gate		175.00				
VACATION Vacation		654.16				
		<u>71,402.40</u>				
CONTRACT						
7THSPON 7TH GR SPONSOR		53.60				
8THSPON 8TH GRADE SPONSOR		53.60				
AD ATHLETIC DIRECTOR		435.50				
C01 Salary		175,399.65				
CONCESSPON CONCESSIONS SPONSOR		80.40				
CROSSCO CROSS COUNTRY COACH		686.75				
EDRISING EDUCATORS RISING		100.50				
ELEMSAT ELEMENTARY SAT CHAIR PERSON		25.00				
EXTENDCONT EXTENDED CONTRACT		504.33				
FBLASPON FBLA SPONSOR		184.25				
FFASPON FFA SPONSOR		268.00				
FRESHSPON FRESHMAN SPONSOR		53.60				
HEADBOYBB HEAD BOYS BASKETBALL COACH		502.50				
HEADBOYTRA HEAD BOYS TRACK COACH		603.00				
HEADFB HEAD FOOTBALL COACH		335.00				
HEADGIRLBB HEAD GIRLS BASKETBALL COACH		502.50				
HEADGIRLWR HEAD GIRLS WRESTLING COACH		150.75				
HEADVOLL HEAD VOLLEYBALL COACH		2,814.00				
HSASSBTRA HS ASSISTANT BOYS TRACK		603.00				
HSASSGTRA HS ASSISTANT GIRLS TRACK		301.50				
HSASSTBBB HS ASSISTANT BOYS BB		335.00				
HSASSTFB HS ASSISTANT FB COACH		2,110.50				
HSASSTGBB HS ASSISTANT GIRLS BASKETBALL COACH		335.00				
HSASSTVB HS ASSISTANT VOLLEYBALL		1,976.50				
HSSAT HS SAT CHAIR PERSON		25.00				
HSWREST HS WRESTLING COACH		435.50				
JHASSTFB JH ASSISTANT FB		117.25				

000
Gross wages 0.00G+
A 71,402.40 +
Pg 2 * 192,017.69 +
 002
Total 263,420.09G+

A

	<u>PIK/Gross</u>	<u>Amount</u>	<u>Expense/ Employer</u>	<u>Adjustment Amount</u>	<u>Check Total</u>	<u>Payee ID</u>	<u>Payee Name</u>
COACH							
JHASSTGTRA JH ASSISTANT GIRLS TRACK			117.25				
JHBOYSBB JH BOYS BB			117.25				
JHFB JH FOOTBALL COACH			117.25				
JHGIRLBB JH GIRLS BB			117.25				
JHTRACK JH TRACK COACH			100.50				
JHVB JH VOLLEYBALL			234.50				
JHWREST JH WRESTLING COACH			117.25				
JOURNYRB JOURNALISM / YEARBOOK			67.00				
JUNIORSPON JUNIOR SPONSOR			147.40				
MENTORING Teacher Mentoring			125.00				
MUSICIV MUSIC I & V			301.50				
NHS NATIONAL HONOR SOCIETY SPONSOR			53.60				
ONEACT ONE ACT COACH			335.00				
QUIZBOWL QUIZ BOWL SPONSOR			80.40				
SENIORSPON SENIOR SPONSOR			70.36				
SKILLSUSA SKILL USA SPONSOR			184.25				
SOCIALMEDI SOCIAL MEDIA/WEB PAGE			67.00				
SOPHSPON SOPHOMORE SPONSOR			53.60				
SPEDCOORD SPED COORDINATOR			33.33				
SPEECH SPEECH SPONSOR			318.25				
STRIVTV STRIV TV SPONSOR			117.25				
STUCOSPON STUDENT COUNCIL SPONSOR			67.00				
XTRADUTY1 Extra Duty			83.32				
			<u>192,017.69</u>				
DEDUCTION							
AFLAC AFLAC Insurance	23,462.30	240.07			240.07	AFLAC	AFLAC of Columbus
AFLACTAXED AFLAC TAXED		154.18			154.18	AFLAC	AFLAC of Columbus
AMERITAS AMERITAS		444.16	26.48		470.64	AMERITAS	AMERITAS LIFE INSURANCE CORP
DAYCARE Day Care	5,728.50	150.00			150.00	KENECAFT	Kenesaw Public School
DENTAL Pre-Tax Dental	178,084.76	1,215.74	1,476.47		2,692.21	BCBS	Bluecrossblue Shield Of Nebraska
HEALTHCERT Health CERT	156,595.23		60,375.24		60,375.24	BCBS	Bluecrossblue Shield Of Nebraska
HEALTHCLAS HEALTH CLASS		933.25	8,331.61		9,264.86	BCBS	Bluecrossblue Shield Of Nebraska
MEDEXP Med Exp-Flex	45,532.74	1,285.00			1,285.00	KENECAFT	Kenesaw Public School
TSAAMERICA TSAAMERICA		600.00			600.00	TSAAMERICA	AMERICAN FUNDS
TSAEMPOWNT TSAEmpower No	3,682.44		200.00		200.00	EMPOWER	GREAT WEST LIFE & ANNUITY
TSAEMPOWTA TSAEmpower Tax	15,874.44	775.00			775.00	EMPOWER	GREAT WEST LIFE & ANNUITY
	D	5,797.40	70,409.80	0.00	76,207.20	A	
RET DEDUCTION							
NPERS RETIREMENT	242,540.59	19,403.27	17,833.50		37,236.77	RET	NEBRASKA SCHOOL RETIREMENT A SYS
NPERS2 INCREASED RETIR	242,540.59		1,763.73		1,763.73	RET	NEBRASKA SCHOOL RETIREMENT A SYS
	E	19,403.27	19,597.23	0.00	39,000.50	B	
TAX							
FIT FIT	239,976.85	18,133.94			18,133.94	EFTPS	ELECTRONIC FEDERAL TAX PAYMENT SYSTEM
FUTA FUTA	243,856.27						
MEDICARE MEDICARE	258,603.92	3,749.80	3,749.80		7,499.60	EFTPS	ELECTRONIC FEDERAL TAX PAYMENT SYSTEM
SITNE SIT NE	239,976.85	8,053.64			8,053.64	SITNE	NEBRASKA DEPARTMENT OF REVENUE
SOCSEC SOC SEC	258,603.92	16,033.46	16,033.46		32,066.92	EFTPS	ELECTRONIC FEDERAL TAX PAYMENT SYSTEM
SUTANE SUTA NE	239,976.85						
WCNE WORK COMP NE	261,908.34						
	F	45,970.84	19,783.26	0.00	65,754.10	C	

<u>PIK/Gross</u>	<u>Amount</u>	<u>Expense/ Employer</u>	<u>Adjustment Amount</u>	<u>Check Total</u>	<u>Payee ID</u>	<u>Payee Name</u>
Non - FIT Taxable Deductions	23,338.24					
Non - SIT Taxable Deductions	23,338.24					
Non - SOC SEC Taxable Deductions	3,334.97					
Non - MEDICARE Taxable Deductions	3,334.97					
Direct Deposits	189,368.20					
Automatic Payments	104,754.60					
Adds + Contracts + Deduction Adds	263,420.09					

Net Pay: 192,248.58
 Cash Total: 373,210.38

H

000
 Total Deductions 0.00G+

A 76,207.20 +
 B 39,000.50 +
 C 65,754.10 +

003
 Total 180,961.80G+

000
 Employee Deductions 0.00G+

D 5,797.40 +
 E 19,403.27 +
 F 45,970.84 +

003
 G 71,171.51G+

pg. 1
 002 G 71,171.51 -
 263,420.09 +

Net pay **H** 192,248.58G+

Hot Lunch

Checking Account ID: 6

ADD

	PIK/Gross	Amount	Expense/ Employer	Adjustment Amount	Check Total	Payee ID	Payee Name
HR1HL HOURLY HOT LUNCH			9,881.21				
OVT1 Overtime			368.48				
PERSONAL Personal			180.00				
SICK Sick			360.00				
			<u>10,789.69</u>				

DEDUCTION

DENTAL Pre-Tax Dental	5,644.85		63.56		63.56	BCBS	Bluecrossblue Shield Of Nebraska
HEALTHCLAS HEALTH CLASS			1,696.92		1,696.92	BCBS	Bluecrossblue Shield Of Nebraska
			<u>1,760.48</u>		<u>1,760.48</u>		

RET DEDUCTION

NPERS2HL HL INC. RET.	9,788.83		71.19		71.19	KENERETHL	Kenesaw Public School Retirement HOT LUNCH	D
NPERSHL HL RETIREMENT	9,788.83	783.11	719.75		1,502.86	KENERETHL	Kenesaw Public School Retirement HOT LUNCH	D

TAX

FIT FIT	10,006.58	601.59			601.59	EFTPS	ELECTRONIC FEDERAL TAX PAYMENT SYSTEM	A
FUTA FUTA	10,006.58					EFTPS	ELECTRONIC FEDERAL TAX PAYMENT SYSTEM	A
MEDICARE MEDICARE	10,789.69	156.45	156.45		312.90	EFTPS	ELECTRONIC FEDERAL TAX PAYMENT SYSTEM	A
SITNE SIT NE	10,006.58	256.40			256.40	SITNE	NEBRASKA DEPARTMENT OF REVENUE	A
SOCSEC SOC SEC	10,789.69	668.95	668.95		1,337.90	EFTPS	ELECTRONIC FEDERAL TAX PAYMENT SYSTEM	A
SUTANE SUTA NE	10,006.58							
WCNE WORK COMP NE	10,789.69							
		<u>1,683.39</u>	<u>825.40</u>	<u>0.00</u>	<u>2,508.79</u>			

Net Pay: 8,323.19
Cash Total: 14,166.51

Non - FIT Taxable Deductions	783.11				
Non - SIT Taxable Deductions	783.11				
Non - SOC SEC Taxable Deductions	0.00				
Non - MEDICARE Taxable Deductions	0.00				0.00
Direct Deposits	9,897.24				
Automatic Payments	2,508.79				
Adds + Contracts + Deduction Adds	10,789.69				

Total Deductions 0.00G+

A 1,760.48 +
B 1,574.05 +
C 2,508.79 +

003
Total 5,843.32G+

000
Gross wages 0.00G+

D 10,789.69 +
E 783.11 -
F 1,683.39 -

003
Net pay 8,323.19G+
000

Expenditure Report by Function/Object - Summary

Function Number	Revised Budget	Expended During Month	Expenditures to Date	% of Budget	Balance at EOM	A/P Outstanding	P/O Outstanding	Unencumbered Balance
4700 BUILDING IMPROVEMENTS	0.00	0.00	0.00	0.00	0.00	0.00	0.00	0.00
6200 TITLE I, PART A ESSA	24,024.00	2,964.92	8,114.29	33.78	15,909.71	0.00	0.00	15,909.71
6210 TITLE I INCLB IMPROVING BSC PRGRMS ACNT	0.00	0.00	0.00	0.00	0.00	0.00	0.00	0.00
6212 FED. SERVICES TITLE 1, PART A SUPP. FOR	0.00	0.00	0.00	0.00	0.00	0.00	0.00	0.00
6310 TITLE II, PART A ESSA EFFECTIVE INSTRUCT	0.00	0.00	0.00	0.00	0.00	0.00	0.00	0.00
6330 TITLE VI REAP	0.00	0.00	0.00	0.00	0.00	0.00	0.00	0.00
6402 IDEA PART B(611) BASE ALLOC TRANS	0.00	0.00	0.00	0.00	0.00	0.00	0.00	0.00
6404 IDEA PART B(611) BASE ALLOC BIRTH TO 4	0.00	0.00	0.00	0.00	0.00	0.00	0.00	0.00
6406 IDEA PRESCHOOL(619) BASE ALLOC	2,140.00	0.00	0.00	0.00	2,140.00	0.00	0.00	2,140.00
6408 FEDERAL IDEA BASE	66,618.00	0.00	0.00	0.00	66,618.00	0.00	0.00	66,618.00
6410 IDEA ENROLLMENT/POVERTY	0.00	0.00	0.00	0.00	0.00	0.00	0.00	0.00
6412 IDEA PART B PROPORTIONATE SHARE	9,167.00	0.00	0.00	0.00	9,167.00	0.00	0.00	9,167.00
6417 FED SERVICES IDEA PART B TRANSITION PROJ	0.00	0.00	0.00	0.00	0.00	0.00	0.00	0.00
6418 IDEA PART B PEAK PROJ	0.00	0.00	0.00	0.00	0.00	0.00	0.00	0.00
6421 IDEA Part B (611) ARP Base	0.00	0.00	0.00	0.00	0.00	0.00	0.00	0.00
6422 IDEA Preschool (619) ARP Base	0.00	0.00	0.00	0.00	0.00	0.00	0.00	0.00
6690 OTHER FED NON-CAT EXPENDITURES	0.00	0.00	0.00	0.00	0.00	0.00	0.00	0.00
6700 FED VOC & APP TECH ED (CARL PERKINS)	0.00	0.00	0.00	0.00	0.00	0.00	0.00	0.00
6969 TITLE IV, PART A ESSA	10,000.00	0.00	0.00	0.00	10,000.00	0.00	0.00	10,000.00
6990 OTHER FED CATEGORICAL RECEIPTS	0.00	0.00	0.00	0.00	0.00	0.00	0.00	0.00
6992 REAP	31,021.00	0.00	13,590.00	43.81	17,431.00	0.00	0.00	17,431.00
6996 CARES ACT/ESSERS I FUNDS	0.00	0.00	0.00	0.00	0.00	0.00	0.00	0.00
6998 ESSERS III MENTAL HEALTH 2024-25	0.00	0.00	0.00	0.00	0.00	0.00	0.00	0.00
8000 TRANSFERS (OUTGOING)	75,000.00	0.00	0.00	0.00	75,000.00	0.00	0.00	75,000.00
9000 NON-PROGRAM	178,000.00	0.00	0.00	0.00	178,000.00	0.00	0.00	178,000.00
9002 INTERFUND LOAN FROM BOND FUND	0.00	0.00	0.00	0.00	0.00	0.00	0.00	0.00
9003 INTERFUND LOAN FROM SPEC. BLDG	0.00	0.00	0.00	0.00	0.00	0.00	0.00	0.00
9999 9999	0.00	0.00	0.00	0.00	0.00	0.00	0.00	0.00
01 GENERAL FUND	6,195,000.00	532,829.24	1,432,904.34	23.13	4,762,095.66	0.00	0.00	4,762,095.66

11/10/2025 04:25 PM

User ID: SLU

Function Number	Revised Budget	Expended During Month	Expenditures to Date	% of Budget	Balance at EOM	A/P Outstanding	P/O Outstanding	Unencumbered Balance
02 DEPRECIATION								
2900 DEPRICIATION FUND DISBURSEMENTS	800,000.00	0.00	0.00	0.00	800,000.00	0.00	0.00	800,000.00
4700 BUILDING IMPROVEMENTS	0.00	0.00	0.00	0.00	0.00	0.00	0.00	0.00
9000 NON-PROGRAM	0.00	0.00	0.00	0.00	0.00	0.00	0.00	0.00
02 DEPRECIATION	800,000.00	0.00	0.00	0.00	800,000.00	0.00	0.00	800,000.00

Expenditure Report by Function/Object - Summary

Function Number	Revised Budget	Expended During Month	Expenditures to Date	% of Budget	Balance at EOM	A/P Outstanding	P/O Outstanding	Unencumbered Balance
05	0.00	3,625.52	54,759.36	0.00	(54,759.36)	0.00	0.00	(54,759.36)
2900 DEPRICIATION FUND DISBURSEMENTS	0.00	0.00	0.00	0.00	0.00	0.00	0.00	0.00
9000 NON-PROGRAM	0.00	0.00	0.00	0.00	0.00	0.00	0.00	0.00
05	0.00	3,625.52	54,759.36	0.00	(54,759.36)	0.00	0.00	(54,759.36)

11/10/2025 04:25 PM

User ID: SLU

Function Number	Revised Budget	Expended During Month	Expenditures to Date	% of Budget	Balance at EOM	A/P Outstanding	P/O Outstanding	Unencumbered Balance
06								
3100	245,000.00	33,063.33	82,773.13	33.78	162,226.87	0.00	0.00	162,226.87
6800	0.00	0.00	0.00	0.00	0.00	0.00	0.00	0.00
6996	0.00	0.00	0.00	0.00	0.00	0.00	0.00	0.00
9000	105,000.00	0.00	0.00	0.00	105,000.00	0.00	0.00	105,000.00
06	350,000.00	33,063.33	82,773.13	23.65	267,226.87	0.00	0.00	267,226.87

NUTRITION FUND
 FOOD SERVICES OPERATIONS
 FEDERAL NUTRITION PROGRAMS
 CARES ACT/ESSERS | FUNDS
 NON-PROGRAM
 NUTRITION FUND

Expenditure Report by Function/Object - Summary

Regular; Processing Month 11/2025

Function Number	Revised Budget	Expended During Month	Expenditures to Date	% of Budget	Balance at EOM	A/P Outstanding	P/O Outstanding	Unencumbered Balance
07								
2330	0.00	0.00	0.00	0.00	0.00	0.00	0.00	0.00
5000	341,500.00	328,943.75	328,943.75	96.32	12,556.25	0.00	0.00	12,556.25
9000	368,500.00	0.00	0.00	0.00	368,500.00	0.00	0.00	368,500.00
07	710,000.00	328,943.75	328,943.75	46.33	381,056.25	0.00	0.00	381,056.25

Expenditure Report by Function/Object - Summary

Function Number	Revised Budget	Expended During Month	Expenditures to Date	% of Budget	Balance at EOM	A/P Outstanding	P/O Outstanding	Unencumbered Balance
08								
2330	0.00	0.00	0.00	0.00	0.00	0.00	0.00	0.00
2610	0.00	0.00	0.00	0.00	0.00	0.00	0.00	0.00
4500	0.00	0.00	0.00	0.00	0.00	0.00	0.00	0.00
4700	1,095,000.00	0.00	0.00	0.00	1,095,000.00	0.00	0.00	1,095,000.00
5000	80,000.00	0.00	0.00	0.00	80,000.00	0.00	0.00	80,000.00
8000	0.00	0.00	0.00	0.00	0.00	0.00	0.00	0.00
9000	125,000.00	0.00	0.00	0.00	125,000.00	0.00	0.00	125,000.00
9003	0.00	0.00	0.00	0.00	0.00	0.00	0.00	0.00
08	1,300,000.00	0.00	0.00	0.00	1,300,000.00	0.00	0.00	1,300,000.00

Expenditure Report by Function/Object - Summary

Regular; Processing Month 11/2025

Revised Budget	Expended During Month	Expenditures to Date	% of Budget	Balance at EOM	A/P Outstanding	P/O Outstanding	Unencumbered Balance
9,355,000.00	899,461.84	1,899,380.68	20.30	7,455,619.42	0.00	0.00	7,455,619.42

Regular; Beginning Month 11/2025; Processing Month 11/2025; Accounts to Include Accounts with Activity; Fund Number 05

Fund: 05 ACTIVITY FUND

Chart of Account Number		Chart of Account Description		Entity Name	Expenses	Revenues	Balance Change	Balance
Entry Date	JR	Reference #	Check Acct	Check #	Description			
05 704			FUND BALANCE			0.00	0.00	2,892.75
05 704 0100			ATHLETICS					2,892.75
05 704 0100			ATHLETICS					(1,466.89)
05 2900 610 000 0100			ATHLETICS					
11/05/2025	CD		ATH NET HS MS	14487	ATHLETIC NET HS MS TRACK	135.00	0.00	
11/05/2025	CD		ONE ACT FEE	14486	ONE ACT FEE 11/17	150.00	0.00	
11/12/2025	CD		ATHLETICS	14495	AD - REF WATER 0100	4.99	0.00	
			OCT.					
11/12/2025	CD		MOSYLE MAN - HUDL	14496	MOSYLE MAN HUDL	5.04	0.00	
11/12/2025	CD		931498061	14490	SEAHAWKS 14 JERESY	166.83	0.00	
11/12/2025	CD		931698999	14490	LOOSE FIT TECH T SHORT SLEEVE 3	184.00	0.00	
11/12/2025	CD		931822499	14490	BB SCOREBOOKS 4	34.20	0.00	
11/12/2025	CD		931822500	14490	28.5" BB 6 EACH	509.94	0.00	
11/12/2025	CD		931822500	14490	29.5" BB 6 EACH	509.94	0.00	
11/12/2025	CD		931822500	14490	SHIPPING	71.39	0.00	
11/12/2025	CD		931758416	14490	CREDIT 931758416	(174.95)	0.00	
05 704 0100			ATHLETICS					(1,596.38)
05 704 0283			GTE FUND BALANCE			1,596.38	0.00	(3,063.27)
05 704 0332			FFA / AG					5,120.00
05 704 0332			FFA / AG					5,120.00
05 2900 610 000 0332			FFA/AG					3,108.20
11/05/2025	CD		4314 STMT	14488	FFA/AG IGNITE 243	280.00	0.00	
11/12/2025	CD		0332 FFA OCT. 25	14495	FFA HOMECOMING SUPPLIES 0332	34.36	0.00	
05 704 0332			FFA / AG					(314.36)
05 704 0500			ANNUAL			314.36	0.00	2,793.94
05 704 0510			K-CLUB			0.00	0.00	(984.44)
05 704 0520			NATIONAL HONOR SOCIETY			0.00	0.00	(984.44)
						0.00	0.00	6,042.69
						0.00	0.00	6,042.69
						0.00	0.00	4,782.41

Regular; Beginning Month 11/2025; Processing Month 11/2025; Accounts to Include Accounts with Activity; Fund Number 05

Fund: 05 ACTIVITY FUND

<u>Chart of Account Number</u>		<u>Chart of Account Description</u>		<u>Entity Name</u>	<u>Expenses</u>	<u>Revenues</u>	<u>Balance Change</u>	<u>Balance</u>
<u>Entry Date</u>	<u>JR</u>	<u>Reference #</u>	<u>Check Acct</u>	<u>Check #</u>	<u>Description</u>			
05 704 2030			CLASS OF 2030	*Previous Balance				1,812.72
				*Ending Balance:		0.00	0.00	1,812.72
05 704 2031			CLASS OF 2031	*Previous Balance				380.00
				*Ending Balance:		0.00	0.00	380.00
05 704 2520			SHOP	*Previous Balance				1,405.19
				*Ending Balance:		0.00	0.00	1,405.19
05 704 2530			FBLA	*Previous Balance				432.67
05 704 2530			FBLA					
05 2900 610 000 2530			FBLA					
	11/12/2025	CD	2530 FBLA					
			OCT 25					
05 704 2530			FBLA	Kenesaw Market	40.00	0.00		
				*Current Activity				(40.00)
				*Ending Balance:	40.00	0.00	0.00	392.67
				*Previous Balance				10,030.76
05 704 2662			CONCESSIONS					
05 704 2662			CONCESSIONS					
05 2900 610 000 2662			CONCESSIONS					
	11/12/2025	CD	14852153					
				Cash-Wa Distributing Co.	273.70	0.00		
	11/12/2025	CD	14859733					
				Cash-Wa Distributing Co.	133.03	0.00		
	11/12/2025	CD	14885204					
				Cash-Wa Distributing Co.	58.33	0.00		
	11/12/2025	CD	11875316					
				Chesterman Company	69.64	0.00		
	11/12/2025	CD	11890931					
				Chesterman Company	57.05	0.00		
	11/12/2025	CD	2662 CONC.					
			OCT. 25					
05 704 2662			CONCESSIONS	*Current Activity				(825.39)
				*Ending Balance:	825.39	0.00	0.00	9,205.37
05 704 2782			ART CLUB FUND BALANCE	*Previous Balance				1,491.85
				*Ending Balance:	0.00	0.00	0.00	1,491.85
05 704 2874			BUSINESS/ACCOUNT	*Previous Balance				203.61
				*Ending Balance:	0.00	0.00	0.00	203.61
05 704 3030			MISCELLANEOUS	*Previous Balance				(996.41)
				*Ending Balance:	0.00	0.00	0.00	(996.41)
05 704 3035			POP MACHINE	*Previous Balance				2,433.07
05 704 3035			POP MACHINE					
05 2900 610 000 3035			POP MACHINE					
	11/12/2025	CD	11881381					
05 704 3035			POP MACHINE	Chesterman Company	68.46	0.00		
				*Current Activity				(68.46)

Activity Fund Balance Report - Detail - Exclude Encumbrances

Regular; Beginning Month 11/2025; Processing Month 11/2025; Accounts to Include Accounts with Activity; Fund Number 05

Fund: 05 ACTIVITY FUND

Entry Date	JR	Reference #	Chart of Account Number	Chart of Account Description	Check Acct	Check #	Description	Entity Name	Expenses	Revenues	Balance Change	Balance
05 704 3040				QUEST				*Ending Balance:	68.46	0.00	0.00	2,364.61
05 704 3040				QUEST				*Previous Balance				6,742.92
05 2900 610 000 3040				QUEST								
11/12/2025	CD	113H-3PTP-WP7P		5	14489		QUEST NEEDS CUPBOARD SUPPLIES	AMAZON CAPITAL SERVICES	73.41	0.00		
05 704 3040				QUEST				*Current Activity				
05 704 3374				FUND BALANCE ED RISING				*Ending Balance:	73.41	0.00	0.00	(73.41)
05 704 3429				EHA WELLNESS ACCOUNT				*Previous Balance				6,669.51
05 704 3536				ELEMENTARY T-SHIRTS				*Ending Balance:	0.00	0.00	0.00	3,281.90
05 704 3668				FOOTBALL FUNDRAISING				*Previous Balance				3,281.90
05 704 3669				VOLLEYBALL				*Ending Balance:	0.00	0.00	0.00	5,041.45
05 704 3670				WRESTLING FUND RAISING				*Previous Balance				5,041.45
05 704 4000				HOOPS TOURNAMENT				*Ending Balance:	0.00	0.00	0.00	132.00
05 704 4722				GRADUATED CLASSES				*Previous Balance				132.00
05 704 4724				CHROME BOOK ACCOUNT				*Ending Balance:	0.00	0.00	0.00	5,198.30
05 2900 610 000 4724				CHROME BOOK ACCOUNT				*Previous Balance				5,198.30
11/12/2025	CD	G26005		5	14494		LENOVO REPAIR	Computer Hardware, Inc.	0.00	0.00	0.00	3,746.10
11/12/2025	CD	G26136		5	14494		LENOVO REPAIR	Computer Hardware, Inc.	0.00	0.00	0.00	3,746.10
11/12/2025	CD	G26046		5	14493		LENOVO REPAIR CRACKED SCREEN	Computer Hardware - Kearney	0.00	0.00	0.00	1,244.52
11/12/2025	CD	G26045		5	14493		LENOVO REPAIR CRACKED SCREEN	Computer Hardware - Kearney	0.00	0.00	0.00	1,244.52
11/12/2025	CD	G26047		5	14493		LENOVO REPAIR SCREEN SHATTERED	Computer Hardware - Kearney	0.00	0.00	0.00	6,636.73
05 704 4724				CHROME BOOK ACCOUNT				*Ending Balance:	0.00	0.00	0.00	6,636.73
05 2900 610 000 4724				CHROME BOOK ACCOUNT				*Previous Balance				8,425.00
11/12/2025	CD	G26005		5	14494		LENOVO REPAIR	Computer Hardware - Kearney	0.00	0.00	0.00	8,425.00
11/12/2025	CD	G26136		5	14494		LENOVO REPAIR	Computer Hardware - Kearney	0.00	0.00	0.00	8,425.00
11/12/2025	CD	G26046		5	14493		LENOVO REPAIR CRACKED SCREEN	Computer Hardware - Kearney	0.00	0.00	0.00	5,319.07
11/12/2025	CD	G26045		5	14493		LENOVO REPAIR CRACKED SCREEN	Computer Hardware - Kearney	0.00	0.00	0.00	5,319.07
11/12/2025	CD	G26047		5	14493		LENOVO REPAIR SCREEN SHATTERED	Computer Hardware - Kearney	0.00	0.00	0.00	5,319.07
05 704 4724				CHROME BOOK ACCOUNT				*Current Activity				(585.00)

Regular; Beginning Month 11/2025; Processing Month 11/2025; Accounts to Include Accounts with Activity; Fund Number 05

Fund: 05 ACTIVITY FUND

Chart of Account Number	Entry Date	JR	Reference #	Chart of Account Description	Check Acct	Check #	Description	Entity Name	Expenses	Revenues	Balance Change	Balance
05 704 7274				SCRIP CARD				*Ending Balance:	585.00	0.00	0.00	4,734.07
								*Previous Balance				23,598.32
05 704 7545				SKILLS USA				*Ending Balance:	0.00	0.00	0.00	23,598.32
								*Previous Balance				3,295.19
05 704 7733				SPEECH FUND RAISER				*Ending Balance:	0.00	0.00	0.00	3,295.19
								*Previous Balance				580.03
05 704 7737				PRESCHOOL PARTNERSHIP				*Ending Balance:	0.00	0.00	0.00	580.03
								*Previous Balance				900.00
05 704 7867				SCHOOL STORE PRE K - 6				*Ending Balance:	0.00	0.00	0.00	900.00
								*Previous Balance				1,720.86
								*Ending Balance:	0.00	0.00	0.00	1,720.86
								Fund Total:	3,625.52	0.00	0.00	142,356.43

10/2025 - 10/2025

Regular; Beginning Month 10/2025; Processing Month 10/2025; Accounts to Include Accounts with Activity; Fund Number 05

Fund: 05 ACTIVITY FUND

Chart of Account Number		Chart of Account Description		Entity Name	Expenses	Revenues	Balance Change	Balance
Entry Date	JR	Reference #	Check Acct	Check #	Description	Entity Name		
05 704 0500			ANNUAL			*Previous Balance		(1,019.44)
05 704 0500			ANNUAL					
05 1710 0500			ANNUAL					
10/16/2025	CR	4681			ANNUAL K FAMILY		0.00	35.00
05 704 0500			ANNUAL			*Current Activity		35.00
						*Ending Balance:		(984.44)
05 704 0510			K-CLUB			*Previous Balance		6,360.81
05 704 0510			K-CLUB					
05 1710 0510			K-CLUB					
10/07/2025	CR	4674			K-CLUB CONCESS		0.00	354.38
05 2900 610 000 0510			K-CLUB					
10/13/2025	CD	IN-000481		14450	BLUE 4 GATE TIMING SYSTEM	DASHER	672.50	0.00
05 704 0510			K-CLUB			*Current Activity		(318.12)
						*Ending Balance:		6,042.69
05 704 0520			NATIONAL HONOR SOCIETY			*Previous Balance		4,110.73
05 704 0520			NATIONAL HONOR SOCIETY					
05 1710 0520			NATIONAL HONOR SOCIETY					
10/16/2025	CR	4682			NATIONAL HONOR SOCIETY		0.00	671.68
05 704 0520			NATIONAL HONOR SOCIETY			*Current Activity		671.68
						*Ending Balance:		4,782.41
05 704 0530			STUDENT COUNCIL			*Previous Balance		4,993.04
05 704 0530			STUDENT COUNCIL					
05 1710 0530			STUDENT COUNCIL					
10/16/2025	CR	4680			STUDENT COUNCIL		0.00	600.00
05 2900 610 000 0530			STUDENT COUNCIL					
10/07/2025	CD	DJ HOME		14444	10/10 DJ HOMECOMING	UDEN, CHASE	100.00	0.00
10/13/2025	CD	61093		14458	KEESAW LOGO 1" STICKERS 2000 EA	VICTORY TOO GRAPHICS	186.59	0.00
10/14/2025	CD	10/9 HOCO		14466	10/9 HOCO BOUQUETS	DIVAS AT KEARNEY FLORAL CO	138.00	0.00
05 704 0530			STUDENT COUNCIL			*Current Activity		175.41
						*Ending Balance:		5,168.45
05 704 1500			BAND			*Previous Balance		131.40
05 704 1510			DRAMATICS			*Ending Balance:		131.40
05 704 1520			LIBRARY			*Previous Balance		251.96
						*Ending Balance:		251.96
						*Previous Balance		5,908.94

Regular; Beginning Month 10/2025; Processing Month 10/2025; Accounts to Include Accounts with Activity; Fund Number 05

Fund: 05 ACTIVITY FUND

Chart of Account Number		Chart of Account Description		Entity Name	Expenses	Revenues	Balance Change	Balance
Entry Date	JR	Reference #	Check Acct	Check #	Description			
05 704 2026			CLASS OF 2026					168.81
05 704 2026			CLASS OF 2026					3,979.29
05 2900 610 000 2026			CLASS OF 2026					
10/15/2025	CD	2025-26 SENIORS	5	14470	CLASS OF 2026 SENIOR BANNERS	693.00	0.00	
05 704 2026			CLASS OF 2026					(693.00)
					*Current Activity			
					*Ending Balance:	693.00	0.00	3,286.29
05 704 2027			CLASS OF 2027					6,080.40
					*Ending Balance:	0.00	0.00	6,080.40
05 704 2028			CLASS OF 2028					3,493.69
					*Ending Balance:	0.00	0.00	3,493.69
05 704 2029			CLASS OF 2029					1,631.75
					*Ending Balance:	0.00	0.00	1,631.75
05 704 2030			CLASS OF 2030					1,812.72
					*Ending Balance:	0.00	0.00	1,812.72
05 704 2031			CLASS OF 2031					380.00
					*Ending Balance:	0.00	0.00	380.00
05 704 2520			SHOP					1,405.19
					*Ending Balance:	0.00	0.00	1,405.19
05 704 2530			FBLA					207.67
05 704 2530			FBLA					
05 1710 2530			FBLA					
10/07/2025	CR	4673			FBLA SS MIK	0.00		50.00
10/17/2025	CR	4683			FBLA	0.00		175.00
05 704 2530			FBLA					225.00
					*Current Activity			
					*Ending Balance:	0.00	0.00	432.67
05 704 2662			CONCESSIONS					9,955.32
05 704 2662			CONCESSIONS					
05 1710 2662			CONCESSIONS					
10/07/2025	CR	4674			CONCESSIONS	0.00		382.37
10/10/2025	CR	4677			CONCESSIONS SPANISH TRIP	0.00		538.26
10/10/2025	CR	4677			CONCESSIONS	0.00		496.26
10/13/2025	CR	4678			CONCESSIONS	0.00		417.00
10/13/2025	CR	4678			CONCESSIONS CK MUSIC PARENTS	0.00		467.00

10/2025 - 10/2025
Regular; Beginning Month 10/2025; Processing Month 10/2025; Accounts to Include Accounts with Activity; Fund Number 05

Fund: 05 ACTIVITY FUND

Chart of Account Number	Entry Date	JR	Reference #	Chart of Account Description	Check Acct	Check #	Description	Entity Name	Expenses	Revenues	Balance Change	Balance
05 704 3035				POP MACHINE				*Ending Balance:	1,370.62	1,325.87	0.00	(996.41)
05 704 3035				POP MACHINE				*Previous Balance				2,535.76
05 2900 610 000 3035				POP MACHINE								
10/13/2025 CD	11848694			14449 TEACHERS LOUNGE				Chesterman Company	57.05	0.00		
10/13/2025 CD	11859706			14449 TEACHERS LOUNGE POP				Chesterman Company	45.64	0.00		
05 704 3035				POP MACHINE				*Current Activity				(102.69)
								*Ending Balance:	102.69	0.00	0.00	2,433.07
05 704 3040				QUEST				*Previous Balance				6,892.84
05 704 3040				QUEST								
05 2900 610 000 3040				QUEST								
10/13/2025 CD	1QC�-JKF6-KPK9			5 14446 QUEST SNACKS				AMAZON CAPITAL SERVICES	149.92	0.00		
05 704 3040				QUEST				*Current Activity				(149.92)
								*Ending Balance:	149.92	0.00	0.00	6,742.92
05 704 3374				FUND BALANCE ED RISING				*Previous Balance				3,281.90
								*Ending Balance:	0.00	0.00	0.00	3,281.90
05 704 3429				EHA WELLNESS ACCOUNT				*Previous Balance				5,041.45
								*Ending Balance:	0.00	0.00	0.00	5,041.45
05 704 3536				ELEMENTARY T-SHIRTS				*Previous Balance				132.00
								*Ending Balance:	0.00	0.00	0.00	132.00
05 704 3668				FOOTBALL FUNDRAISING				*Previous Balance				5,770.80
05 704 3668				FOOTBALL FUNDRAISING								
05 1710 3668				FOOTBALL FUNDRAISING								
10/10/2025 CR	4676			FOOTBALL FUNDS BSN					0.00	100.00		
05 2900 610 000 3668				FOOTBALL FUNDRAISING								
10/13/2025 CD	IN-000481			5 14450 BLUE 4 GATE TIMING SYSTEM				DASHER	672.50	0.00		
05 704 3668				FOOTBALL FUNDRAISING				*Current Activity				(572.50)
								*Ending Balance:	672.50	100.00	0.00	5,198.30
05 704 3669				VOLLEYBALL				*Previous Balance				3,326.10
05 704 3669				VOLLEYBALL								
05 1710 3669				VOLLEYBALL								
10/10/2025 CR	4676			VOLLEYBALL BSN					0.00	60.00		
10/10/2025 CR	4676			VOLLEYBALL BSN					0.00	360.00		
05 704 3669				VOLLEYBALL				*Current Activity				420.00
								*Ending Balance:	0.00	420.00	0.00	3,746.10

Regular; Beginning Month 10/2025; Processing Month 10/2025; Accounts to Include Accounts with Activity; Fund Number 05

Fund: 05 ACTIVITY FUND

<u>Chart of Account Number</u>	<u>Entry Date</u>	<u>JR</u>	<u>Reference #</u>	<u>Chart of Account Description</u>	<u>Check Acct</u>	<u>Check #</u>	<u>Description</u>	<u>Entity Name</u>	<u>Expenses</u>	<u>Revenues</u>	<u>Balance Change</u>	<u>Balance</u>
05 704 7733				SPEECH FUND RAISER				*Previous Balance	0.00	0.00	0.00	580.03
								*Ending Balance:				580.03
05 704 7737				PRESCHOOL PARTNERSHIP				*Previous Balance	0.00	0.00	0.00	900.00
								*Ending Balance:				900.00
05 704 7867				SCHOOL STORE PRE K - 6				*Previous Balance	0.00	0.00	0.00	1,720.86
								*Ending Balance:				1,720.86
								Fund Total:	22,284.07	14,482.59	0.00	145,983.95

Batch Description: GENERAL FUND OCT 2025
 Checking Account: 1

GENERAL FUND CHECKING

Processing Month: 10/2025

<u>Check/Reference Number</u>	<u>Description</u>	<u>Date</u>	<u>Amount</u>
	Statement Balance	10/31/2025	2,892,953.16

Outstanding Checks

<u>Check/Reference Number</u>	<u>Description</u>	<u>Date</u>	<u>Amount</u>
33011	Explorelearning	07/11/2022	1,575.00
33692	Carey'S Pest Control, Inc.	07/12/2023	140.00
33846	INFO BASE	09/11/2023	332.97
34423	Brent Schirmer	06/12/2024	612.64
34424	AMERITAS LIFE INSURANCE CORP	06/12/2024	351.43
	Total:		<u>3,012.04</u>

<u>Statement Balance</u>	<u>Outstanding Total</u>	<u>Balance on Books</u>	<u>Cash Account Balance</u>	<u>Difference</u>
2,892,953.16	(3,012.04)	2,889,941.12	2,889,541.12	400.00

Cleared Automatic Payment Total:	104,211.28
Cleared Checks Total:	151,495.32
Cleared Direct Deposit Total:	(188,364.99)
Cleared Void Total:	
Cleared Cash Receipt Total:	289,821.11
Cleared Manual Journal Entries Total:	(1,872.52)
Cleared Sales Journal Total:	

Batch Description: DEPRECIATION OCTOBER 2025
Checking Account: 2 DEPRECIATION

Processing Month: 10/2025

<u>Check/Reference Number</u>	<u>Description</u>	<u>Date</u>	<u>Amount</u>
	Statement Balance	10/31/2025	760,728.59
<u>Statement Balance</u>	<u>Outstanding Total</u>	<u>Balance on Books</u>	<u>Cash Account Balance</u>
760,728.59	0.00	760,728.59	760,728.59
			<u>Difference</u>
			0.00

Cleared Automatic Payment Total:
Cleared Checks Total:
Cleared Direct Deposit Total:
Cleared Void Total:
Cleared Cash Receipt Total: 806.77
Cleared Manual Journal Entries Total:
Cleared Sales Journal Total:

Batch Description: **ACTIVITY FUND**
Checking Account: **5**

Processing Month: **10/2025**

ACTIVITY FUND

<u>Check/Reference Number</u>	<u>Description</u>	<u>Date</u>	<u>Amount</u>
	Statement Balance	10/31/2025	151,568.85

Outstanding Checks

<u>Check/Reference Number</u>	<u>Description</u>	<u>Date</u>	<u>Amount</u>
10157	Chuck Roe	10/14/2016	75.34
10308	Kenesaw Booster Club	01/23/2017	6.25
10773	Preston Schnitzler	02/09/2018	85.00
14035	NEBRASKA FFA ASSOCIATION	12/11/2024	40.00
14050	Grand Island Central Catholic School	12/18/2024	75.00
14311	NSIAAA	07/14/2025	1,265.00
14394	Paul Anderson	09/16/2025	170.00
14395	TREVOR CARGILL	09/16/2025	170.00
14423	Joston Wassom	09/25/2025	170.00
14434	EMILY JEREMIAS	10/07/2025	223.00
14450	DASHER	10/13/2025	1,345.00
14451	Elm Creek Public School	10/13/2025	150.00
14462	JUSTIN PAULK	10/10/2025	170.00
14465	Bertand Public School	10/14/2025	100.00
14474	Katie Callan	10/27/2025	175.00
14475	Tracy Denkert	10/27/2025	180.00
14476	BRYCE KATZBERG	10/27/2025	75.00
14477	ANGELA KEISER	10/27/2025	59.95
14478	NEEL KEISER	10/27/2025	60.00
14480	KASSI MCCARTNEY	10/27/2025	210.00
14481	Nebraska Coaches Association	10/27/2025	160.00
14482	LIAM PARKER	10/27/2025	50.00
14483	RUSS'S MARKET STORE #7	10/27/2025	190.00
14484	Sarah Woodman	10/27/2025	60.00
14485	Music Parents	10/31/2025	320.36
	Total:		5,584.90

<u>Statement Balance</u>	<u>Outstanding Total</u>	<u>Balance on Books</u>	<u>Cash Account Balance</u>	<u>Difference</u>
151,568.85	(5,584.90)	145,983.95	145,983.95	0.00

Cleared Automatic Payment Total:
 Cleared Checks Total: 22,593.67
 Cleared Direct Deposit Total:
 Cleared Void Total: 51.00
 Cleared Cash Receipt Total: 14,482.59
 Cleared Manual Journal Entries Total: 1,553.13
 Cleared Sales Journal Total:

Batch Description: HOT LUNCH OCTOBER 2025

Processing Month: 10/2025

Checking Account: 6 HOT LUNCH FUND CHECKING

<u>Check/Reference Number</u>	<u>Description</u>	<u>Date</u>	<u>Amount</u>
	Statement Balance	10/31/2025	39,540.34
<u>Statement Balance</u>	<u>Outstanding Total</u>	<u>Balance on Books</u>	<u>Cash Account Balance</u>
39,540.34	0.00	39,540.34	39,091.69
			<u>Difference</u>
			448.65

Cleared Automatic Payment Total:	2,622.40
Cleared Checks Total:	21,417.95
Cleared Direct Deposit Total:	(8,184.05)
Cleared Void Total:	
Cleared Cash Receipt Total:	21,765.44
Cleared Manual Journal Entries Total:	277.33
Cleared Sales Journal Total:	

Check Reconciliation Report

Batch Description: BOND OCTOBER 2025

Processing Month: 10/2025

Checking Account: 7

BOND FUND

<u>Check/Reference Number</u>	<u>Description</u>	<u>Date</u>	<u>Amount</u>	
	Statement Balance	10/31/2025	469,705.55	
<u>Statement Balance</u>	<u>Outstanding Total</u>	<u>Balance on Books</u>	<u>Cash Account Balance</u>	<u>Difference</u>
469,705.55	0.00	469,705.55	469,705.55	0.00

Cleared Automatic Payment Total:

Cleared Checks Total:

Cleared Direct Deposit Total:

Cleared Void Total:

Cleared Cash Receipt Total: 21,253.83

Cleared Manual Journal Entries Total:

Cleared Sales Journal Total:

Batch Description: SPEC BLDG OCTOBER 2025

Processing Month: 10/2025

Checking Account: 8 SPECIAL BUILDING

<u>Check/Reference Number</u>	<u>Description</u>	<u>Date</u>	<u>Amount</u>
	Statement Balance	10/31/2025	905,695.99
<u>Statement Balance</u>	<u>Outstanding Total</u>	<u>Balance on Books</u>	<u>Cash Account Balance</u>
905,695.99	0.00	905,695.99	905,695.99
			<u>Difference</u>
			0.00

Cleared Automatic Payment Total:

Cleared Checks Total:


Cleared Direct Deposit Total:

Cleared Void Total:

Cleared Cash Receipt Total: 14,483.21

Cleared Manual Journal Entries Total:

Cleared Sales Journal Total:



Adams County Bank

Oct 31, 2025

Pg 1 of 3

61

KENESAW PUBLIC SCHOOL
 110 N 5TH AVE
 PO BOX 129
 KENESAW NE 68956-0129

Hold at Bank


GENERAL FUND

Super NOW		
10/01/2025	Beginning Balance	3,047,203.64
	10 Deposits/Other Credits	+ 289,821.11
	64 Checks/Other Debits	- 444,071.59
10/31/2025	Ending Balance	2,892,953.16
	31 Days in Statement Period	

----- Deposits/Other Credits -----		
10/10/2025	ACH Deposit	160,229.59
	Adams County Disbursmnt	
10/14/2025	Deposit	22,924.95
10/14/2025	ACH Deposit	5,615.61
	Hall County Disbursmnt	
10/15/2025	ACH Deposit	KENESAW PUBLIC S PAYROLL 1,201.21
10/16/2025	ACH Deposit	4,081.00
	STATE OF NE ST PAYMENT	
10/20/2025	ACH Deposit	DOEP TREAS 310 MISC PAY 31,088.00
10/28/2025	ACH Deposit	3,511.00
	STATE OF NE ST PAYMENT	
10/31/2025	Deposit	1,200.00
10/31/2025	ACH Deposit	58,189.03
	STATE OF NE ST PAYMENT	
10/31/2025	Accr Earning Pymt	Added to Account 1,780.72

----- Checks listed in numerical order; (*) indicates gap in sequence -----

Check	Date	Amount	Check	Date	Amount
35294	10/16	31.30	35385	10/28	450.16
35311*	10/07	31.40	35386	10/20	71,729.25
35312	10/07	31.88	35387	10/23	975.00
35316*	10/08	450.16	35388	10/16	1,435.00
35357*	10/23	1,270.00	35389	10/21	1,395.92
35360*	10/21	309.00	35390	10/21	2,670.58
35377*	10/20	1,257.63	35391	10/21	1,246.06
35378	10/21	417.65	35392	10/21	1,349.80
35379	10/27	147.76	35393	10/20	71.38
35380	10/31	219.18	35394	10/21	49.99
35381	10/15	1,553.45	35395	10/23	219.85
35382	10/15	417.65	35396	10/20	639.70
35383	10/22	394.25	35397	10/21	1,765.54
35384	10/21	600.00	35398	10/20	340.97



Adams County Bank

Oct 31, 2025

Pg 2 of 3

KENESAW PUBLIC SCHOOL


----- Checks listed in numerical order; (*) indicates gap in sequence -----

Check	Date	Amount	Check	Date	Amount
35399	10/20	465.88	35415	10/31	19.16
35400	10/30	19,055.27	35416	10/22	73.10
35401	10/22	3,000.00	35417	10/21	3,729.00
35402	10/20	140.84	35418	10/24	578.47
35403	10/24	185.58	35419	10/24	21.35
35404	10/21	710.05	35420	10/21	245.25
35405	10/21	3,390.00	35421	10/23	2,403.18
35406	10/27	117.41	35422	10/20	5,889.66
35407	10/22	49.90	35423	10/21	338.17
35408	10/22	317.20	35424	10/21	2,554.31
35409	10/15	343.04	35425	10/29	45.00
35410	10/23	1,502.62	35426	10/21	2,048.18
35411	10/21	244.02	35427	10/24	913.44
35412	10/20	1,457.55	35428	10/20	5,502.23
35413	10/21	240.00	35429	10/21	158.41
35414	10/20	771.75			

----- Other Debits -----

10/15/2025 ACH Withdrawal		216.41
Time Management tmsTime Mo		
10/15/2025 ACH Withdrawal	KENESAW PUBLIC S PAYROLL	188,364.99
10/16/2025 ACH Withdrawal		57,019.20
IRS USATAXPYMT		
10/20/2025 ACH Withdrawal		7,942.72
NEB DEPT REVENUE NBF BUS TX		
10/22/2025 ACH Withdrawal		42,547.74
RETIREMENT DEBIT RETIREMENT		

	Total For This Period	Total Year-to-Date
Total Overdraft Fees	\$.00	\$.00
Total Returned Item Fees	\$.00	\$.00



Adams County Bank

Oct 31, 2025

Pg 1 of 1
0

KENESAW PUBLIC SCHOOL
110 N 5TH AVE
PO BOX 129
KENESAW NE 68956-0129

Hold at Bank

BUS & DEPRECIATION

MMA NonPersonal


10/01/2025 Beginning Balance		759,921.82
1 Deposits/Other Credits	+	806.77
0 Checks/Other Debits	-	.00
10/31/2025 Ending Balance	31 Days in Statement Period	760,728.59

----- Deposits/Other Credits -----	
10/31/2025 Accr Earning Pymt	Added to Account 806.77

	Total For This Period	Total Year-to-Date
Total Overdraft Fees	\$.00	\$.00
Total Returned Item Fees	\$.00	\$.00

----- Daily Ending Balance -----			
10/01	759,921.82	10/31	760,728.59

----- Earnings Summary -----			
** Below is an itemization of the Earnings **			
** paid this period. **			
Interest Paid This Period	806.77	Annual Percentage Yield Earned	1.26 %
Interest Paid YTD	9,195.42	Days in Earnings Period	31
		Earnings Balance	759,921.82



Adams County Bank

Oct 31, 2025

Pg 1 of 3

77

KENESAW PUBLIC SCHOOL
 110 N 5TH AVE
 PO BOX 129
 KENESAW NE 68956-0129

Hold at Bank


ACTIVITY FUND

Super NOW		
10/01/2025 Beginning Balance		159,679.93
16 Deposits/Other Credits	+	14,482.59
67 Checks/Other Debits	-	22,593.67
10/31/2025 Ending Balance	31 Days in Statement Period	151,568.85

----- Deposits/Other Credits -----		
10/07/2025 Deposit	717	777.29
10/07/2025 Deposit	716	930.00
10/07/2025 Deposit	715	1,279.75
10/07/2025 ACH Deposit		105.85
RAISERIGHT RaiseRight		
10/07/2025 ACH Deposit		1,133.60
ASPi Solutions I MercuryACH		
10/10/2025 Deposit	614	780.00
10/10/2025 Deposit	719	1,085.00
10/10/2025 Deposit	718	1,369.52
10/14/2025 Deposit	720	884.00
10/14/2025 Deposit	721	1,239.00
10/16/2025 Deposit	722	600.00
10/16/2025 Deposit	723	796.00
10/16/2025 Deposit		1,361.00
10/20/2025 Deposit	725	375.00
10/31/2025 Deposit	726	1,673.00
10/31/2025 Accr Earning Pymt	Added to Account	93.58

----- Checks listed in numerical order; (*) indicates gap in sequence -----

Check	Date	Amount	Check	Date	Amount
	10/29	291.00	14413	10/07	155.00
14355	10/06	170.00	14414	10/01	120.00
14390*	10/03	426.01	14415	10/02	120.00
14393*	10/01	359.75	14416	10/01	170.00
14396*	10/14	130.00	14417	10/01	170.00
14400*	10/10	120.00	14418	10/01	120.00
14405*	10/02	150.00	14419	10/14	120.00
14407*	10/14	54.00	14420	10/03	60.00
14409*	10/02	51.00	14421	10/03	155.00
14410	10/02	100.00	14422	10/01	700.40
14412*	10/02	60.00	14424*	10/08	170.00



Adams County Bank

Oct 31, 2025

Pg 2 of 3

KENESAW PUBLIC SCHOOL


----- Checks listed in numerical order; (*) indicates gap in sequence -----

Check	Date	Amount	Check	Date	Amount
14426*	10/09	95.00	14448	10/22	572.37
14427	10/07	61.75	14449	10/22	1,584.24
14428	10/09	60.00	14452*	10/15	660.44
14429	10/15	60.00	14453	10/23	541.00
14430	10/14	60.00	14454	10/22	155.61
14431	10/14	60.00	14456*	10/21	450.63
14432	10/17	120.00	14457	10/22	90.02
14433	10/10	223.00	14458	10/21	186.59
14435*	10/16	223.00	14459	10/20	215.90
14436	10/23	35.00	14460	10/15	170.00
14437	10/08	295.44	14461	10/29	170.00
14438	10/20	223.00	14463*	10/16	170.00
14439	10/15	155.00	14464	10/29	170.00
14440	10/10	172.40	14466*	10/22	138.00
14441	10/15	223.00	14467	10/17	200.00
14442	10/24	60.00	14468	10/20	200.00
14443	10/15	155.00	14469	10/24	60.00
14444	10/20	100.00	14470	10/17	693.00
14445	10/17	223.00	14471	10/24	390.00
14446	10/21	1,047.56	14472	10/28	240.00
14447	10/20	7,062.37	14473	10/31	120.00

----- Other Debits -----

10/15/2025 ACH Withdrawal		439.93
RAISERIGHT	RaiseRight	
10/24/2025 ACH Withdrawal		240.51
RAISERIGHT	RaiseRight	
10/30/2025 ACH Withdrawal		48.75
RAISERIGHT	RaiseRight	

	Total For This Period	Total Year-to-Date
Total Overdraft Fees	\$.00	\$.00
Total Returned Item Fees	\$.00	\$.00



Adams County Bank

Oct 31, 2025

Pg 1 of 2

8

KENESAW PUBLIC SCHOOL
 110 N 5TH AVE
 PO BOX 129
 KENESAW NE 68956-0129

Hold at Bank

SCHOOL LUNCH

Super NOW

10/01/2025	Beginning Balance		49,273.32
	6 Deposits/Other Credits	+	21,765.44
	7 Checks/Other Debits	-	31,498.42
10/31/2025	Ending Balance	31 Days in Statement Period	39,540.34

----- Deposits/Other Credits -----

10/10/2025	Deposit		3,520.00
10/20/2025	Deposit		3,071.15
10/21/2025	ACH Deposit		11,361.60
	STATE OF NE ST PAYMENT		
10/28/2025	Deposit		2,305.00
10/31/2025	Deposit		1,489.00
10/31/2025	Accr Earning Pymt	Added to Account	18.69

----- Checks listed in numerical order; (*) indicates gap in sequence -----

Check	Date	Amount	Check	Date	Amount
	10/15	2,544.42		10/20	16,883.78
	10/20	1,760.48		10/21	77.47


----- Other Debits -----

10/15/2025	ACH Withdrawal	KENESAW PUBLIC S PAYROLL	8,184.05
10/16/2025	ACH Withdrawal		1,843.62
	IRS	USATAXPYMT	
10/20/2025	ACH Withdrawal		204.60
	NEB DEPT REVENUE	NBF BUS TX	

	Total For This Period	Total Year-to-Date
Total Overdraft Fees	\$.00	\$.00
Total Returned Item Fees	\$.00	\$.00

----- Daily Ending Balance -----

10/01	49,273.32	10/15	42,064.85	10/20	24,443.52
10/10	52,793.32	10/16	40,221.23	10/21	35,727.65



Adams County Bank

Oct 31, 2025

Pg 1 of 1
1

KENESAW PUBLIC SCHOOL
110 N 5TH AVE
PO BOX 129
KENESAW NE 68956-0129

Hold at Bank

SPECIAL BLDG

Super NOW
10/01/2025 Beginning Balance 891,212.78
5 Deposits/Other Credits + 14,483.21
0 Checks/Other Debits - .00
10/31/2025 Ending Balance 31 Days in Statement Period 905,695.99

----- Deposits/Other Credits -----
10/10/2025 ACH Deposit 11,513.64
Adams County Disbursmnt
10/14/2025 Deposit 1,759.07
10/14/2025 ACH Deposit 391.40
Hall County Disbursmnt
10/15/2025 Earnings Tran Dep CEarnXXXXXX1960 283.56
10/31/2025 Accr Earning Pymt Added to Account 535.54

	Total For This Period	Total Year-to-Date
Total Overdraft Fees	\$.00	\$.00
Total Returned Item Fees	\$.00	\$.00

----- Daily Ending Balance -----
10/01 891,212.78 10/14 904,876.89 10/31 905,695.99
10/10 902,726.42 10/15 905,160.45

----- Earnings Summary -----
** Below is an itemization of the Earnings **
** paid this period. **
Interest Paid This Period 535.54 Annual Percentage Yield Earned 0.70 %
Interest Paid YTD 6,946.56 Days in Earnings Period 31
Earnings Balance 900,787.91

Fund: 01 GENERAL FUND

		<u>Beginning Balance</u>	<u>Debits</u>	<u>Credits</u>	<u>Ending Balance</u>
Current Assets					
01 101	CASH	3,041,667.86	289,978.71	442,105.45	2,889,541.12
01 102	General Reimbursement	4,174.06	0.00	0.00	4,174.06
01 103	INVESTMENT	8,793.86	0.00	0.00	8,793.86
01 150	General County Treasurer Cash	659,795.14	0.00	0.00	659,795.14
Total: Current Assets		3,714,430.92	289,978.71	442,105.45	3,562,304.18
Current Liabilities					
01 431	ACCOUNTS PAYABLE	0.00	182,865.19	182,865.19	0.00
Total: Current Liabilities		0.00	182,865.19	182,865.19	0.00
Fund Balance					
01 704	FUND BALANCE	621,402.04	442,123.14	290,230.65	469,509.55
01 765	FUND BALANCE	3,093,028.88	234.25	0.00	3,092,794.63
Total: Fund Balance		3,714,430.92	442,357.39	290,230.65	3,562,304.18
Revenue					
01 1100	LOCAL DIST TAXES 3,715,000 3,911,710	644,497.75	0.00	171,204.84	815,702.59
01 1115	CARLINE TAX	1,119.15	0.00	0.00	1,119.15
01 1125	MOTOR VEHICLE TAXES	12,301.12	0.00	14,944.58	27,245.70
01 1190	STATE EARLY CHILDHOOD GRANT	0.00	0.00	1,200.00	1,200.00
01 1510	INTEREST ON INVESTMENTS	2,060.61	0.00	2,954.52	5,015.13
01 2110	COUNTY FINES & LICENSES	1,829.63	0.00	1,405.50	3,235.13
01 3110	STATE AID	57,956.00	0.00	57,956.00	115,912.00
01 3180	PRO RATE MOTOR VEHICLES	0.00	0.00	41.43	41.43
01 3535	HIGH ABILITY LEARNERS	0.00	0.00	4,081.00	4,081.00
01 3540	STATE EARLY CHILDHOOD	21,604.00	0.00	0.00	21,604.00
01 3551	CAREER EDUCATION	7,500.00	0.00	0.00	7,500.00
01 4310	REAP	0.00	0.00	31,088.00	31,088.00
01 4525	FED VOC & TECH (CARL PERKINS)	0.00	0.00	3,511.00	3,511.00
01 4708	MEDICAID PUBLIC SCHOOLS (MIPS)	0.00	0.00	233.03	233.03
01 4709	Medicaid Administrative Coding MAC / MAP	67.12	0.00	0.00	67.12
01 5690	OTHER NON-REVENUE RECEIPT	6,418.45	0.00	1,201.21	7,619.66
Total: Revenue		755,353.83	0.00	289,821.11	1,045,174.94
Expenditure					
01 1100 111 001	SALARY HS (7 - 12)	70,283.60	65,903.80	0.00	136,187.40
01 1100 111 001 1199	MUSIC SALARY HS (7 - 12)	4,509.94	4,659.94	0.00	9,169.88
01 1100 111 001 1430	SHOP SALARY	4,656.50	4,656.50	0.00	9,313.00
01 1100 111 001 1480	BUSINESS SALARY HS (7 - 12)	5,778.75	5,778.75	0.00	11,557.50
01 1100 111 002	SALARY ELEM (K - 6)	40,935.41	40,935.41	0.00	81,870.82
01 1100 111 002 1199	MUSIC SALARY ELEM. (K - 6)	1,402.81	1,552.81	0.00	2,955.62
01 1100 112 002	ELEMENTARY AIDE SALARY (MARY G.)	3,229.17	4,238.39	0.00	7,467.56
01 1100 114 001	TECHNOLOGY CORD. SALARY HS 7- 12	986.67	986.67	0.00	1,973.34
01 1100 114 002	TECHNOLOGY CORD. SALARY (K-6)	986.67	986.67	0.00	1,973.34
01 1100 123 001	SUB SALARY (SEC) HS 7 - 12	480.00	2,640.00	0.00	3,120.00
01 1100 123 001 1430	SHOP SUB SALARY	0.00	160.00	0.00	160.00
01 1100 123 001 1480	BUSINESS SUB SALARY HS (7 - 12)	0.00	240.00	0.00	240.00
01 1100 123 002	SUB SALARY (ELEM) K - 6	440.00	1,320.00	0.00	1,760.00
01 1100 211 001	HEALTH INS SEC (7-12) Include Extra Du	19,564.96	19,555.58	0.00	39,120.54
01 1100 211 001 1199	MUSIC HEALTH INSURANCE HS (7-12)	1,142.20	1,142.20	0.00	2,284.40
01 1100 211 001 1430	SHOP HEALTH INSURANCE	2,255.15	2,304.55	0.00	4,559.70
01 1100 211 001 1480	BUSINESS HEALTH INS HS (7-12)	1,522.92	1,522.92	0.00	3,045.84
01 1100 211 002	HEALTH INS ELEM (K-6)	16,047.93	16,047.93	0.00	32,095.86
01 1100 211 002 1199	HEALTH INSURANCE MUSIC ELEM (K-	380.72	380.72	0.00	761.44

Fund: 01 GENERAL FUND

		<u>Beginning Balance</u>	<u>Debits</u>	<u>Credits</u>	<u>Ending Balance</u>
	6)				
01 1100 212 002	GRP INSURANCE AIDES / ASSISTANTS	2,398.43	2,415.09	0.00	4,813.52
01 1100 214 001	TECHNICAL CORD HEALTH INS HS 7-12	381.29	383.48	0.00	764.77
01 1100 214 002	TECHNICAL CORD HEALTH INS ELEM K-6	381.29	383.47	0.00	764.76
01 1100 221 001	FICA/SS SEC (7-12) Include Extra Duty	5,322.93	5,041.71	53.83	10,310.81
01 1100 221 001 1199	MUSIC FICA/SS HS (7-12)	342.56	356.47	2.45	696.58
01 1100 221 001 1430	SHOP FICA/SS	351.90	356.22	4.43	703.69
01 1100 221 001 1480	BUSINESS FICA/SS HS (7-12)	438.79	442.07	3.28	877.58
01 1100 221 002	FICA/SS (ELEM) K-6	3,073.68	3,131.56	57.90	6,147.34
01 1100 221 002 1199	MUSIC FICA/SS ELEM (K-6)	106.48	118.80	0.83	224.45
01 1100 222 002	FICA/SS (ELEM AIDE) - MARY G	167.57	224.45	2.36	389.66
01 1100 223 001	FICA/SS SUB TEACHER (SEC) HS (7-12)	36.72	201.96	0.00	238.68
01 1100 223 001 1430	FICA/SS SHOP SUB TEACHER (7-12)	0.00	12.24	0.00	12.24
01 1100 223 001 1480	FICA/SS BUSINESS SUB TEACHER HS 7-12	0.00	18.36	0.00	18.36
01 1100 223 002	FICA/SS SUB TEACHERS ELEM (K-6)	33.66	100.98	0.00	134.64
01 1100 224 001	FICA/SS TECH COORDINATOR HS (7-12)	72.22	75.48	3.28	144.42
01 1100 224 002	FICA/SS TECH COORDINATOR ELEM (K-6)	72.22	75.48	3.28	144.42
01 1100 231 001	RETIREMENT SEC (7-12) Include Extra Duty	4,900.36	4,823.41	0.00	9,723.77
01 1100 231 001 1199	MUSIC RETIREMENT HS (7-12)	364.40	364.40	0.00	728.80
01 1100 231 001 1430	SHOP RETIREMENT	376.24	376.24	0.00	752.48
01 1100 231 001 1480	BUSINESS RETIREMENT HS (7-12)	466.93	466.93	0.00	933.86
01 1100 231 002	RETIREMENT ELEM (K-6)	3,233.70	3,233.71	0.00	6,467.41
01 1100 231 002 1199	MUSIC RETIREMENT ELEM (K - 6)	113.35	113.35	0.00	226.70
01 1100 232 002	RETIREMENT (ELEM AIDE) - MARY G	179.48	237.07	0.00	416.55
01 1100 233 002	RETIREMENT TEACHER (ELEM)	3.23	9.69	0.00	12.92
01 1100 234 001	RETIREMENT TECH COORDINAT HS 7-12	79.73	79.72	0.00	159.45
01 1100 234 002	RETIREMENT TECH COORDINAT ELEM K-6	79.73	79.72	0.00	159.45
01 1100 290 001	OTHER BENEFITS NON INSTRUCTIONAL	1,230.33	3,514.79	0.00	4,745.12
01 1100 330 001	STIPEND FOR EDUCATION HS	0.00	4,125.00	0.00	4,125.00
01 1100 330 001 0009	PROF GR (TRUMBLE) HS (7-12)	52.78	0.00	0.00	52.78
01 1100 330 001 1199	NIELSEN - EDUCATION HS MUSIC	0.00	143.00	0.00	143.00
01 1100 330 001 1480	PROF GR (ENGELHARDT, M) HS (7-12)	0.00	90.00	0.00	90.00
01 1100 330 002	STIPEND FOR EDUCATION ELEM.	0.00	1,125.00	0.00	1,125.00
01 1100 330 002 0017	PROF GR (GERLOFF)	52.78	0.00	0.00	52.78
01 1100 440 001 1430	SHOP (MATHASON)	79.10	244.02	0.00	323.12
01 1100 442 000	RENTAL OF EQUIP. (COPIER)	4,946.93	0.00	0.00	4,946.93
01 1100 610 001	SUPPLIES SEC (7-12)	2,342.49	3,307.44	8.05	5,641.88
01 1100 610 001 1199	MUSIC SUPPLIES HS (7-12)	395.81	375.30	0.00	771.11
01 1100 610 001 1430	SHOP SUPPLIES	2,051.40	189.99	0.00	2,241.39
01 1100 610 001 1480	BUSINESS SUPPLIES HS (7-12)	1,605.41	735.78	0.00	2,341.19
01 1100 610 002	SUPPLIES ELEM (K-6)	2,271.39	533.43	0.00	2,804.82
01 1100 640 001	PERIODICALS SEC (7-12)	1,045.09	0.00	0.00	1,045.09
01 1100 640 001 1199	MUSIC PERIODICALS HS (7-12)	724.46	0.00	0.00	724.46
01 1100 640 002	PERODICALS ELEM (K-6)	155.52	0.00	0.00	155.52
01 1100 650 001	COMP SOFT/HARDWARE 7-12	3,350.80	275.99	0.00	3,626.79
01 1100 650 001 1199	COMP SOFT/HARDWARE MUSIC 7-12	171.85	0.00	0.00	171.85

Fund: 01 GENERAL FUND

		<u>Beginning Balance</u>	<u>Debits</u>	<u>Credits</u>	<u>Ending Balance</u>
01 1100 650 002	COMP SOFT/HARDWARE K-6	1,080.40	0.00	0.00	1,080.40
01 1100 890 001	OTHER EXPENSE SEC (7-12)	1,313.89	1,201.59	0.00	2,515.48
01 1100 890 002	OTHER EXPENSE ELEM (K-6)	0.00	1,201.59	0.00	1,201.59
01 1160 111 001	POVERTY SALARY SEC (7-12)	333.83	333.83	0.00	667.66
01 1160 111 002	POVERTY ELEM (K-6)	333.24	333.24	0.00	666.48
01 1160 211 001	HEALTH INSURANCE POVERTY HS 7-12	129.01	129.75	0.00	258.76
01 1160 211 002	HEALTH INSURANCE PVOERTY ELEM K-6	128.78	129.52	0.00	258.30
01 1160 221 001	FICA/SS SEC 7-12 POVERTY	24.44	25.54	1.11	48.87
01 1160 221 002	FICA/SS ELEM K-6 POVERTY	24.39	25.49	1.11	48.77
01 1160 231 001	RETIREMENT PVERTY SEC (7-12)	26.98	26.98	0.00	53.96
01 1160 231 002	RETIREMENT PPOVERTY ELEM (K-6)	26.92	26.92	0.00	53.84
01 1190 111 002	PRE K SALARY (TAYLOR H)	4,723.50	4,723.50	0.00	9,447.00
01 1190 123 002	PRE K SUB SALARY	2,146.20	0.00	0.00	2,146.20
01 1190 211 002	PRE K TEACHER HLTH INS (TAYLOR H)	1,522.92	1,522.92	0.00	3,045.84
01 1190 221 002	FICA/SS PRE K TEACHER (TAYLOR H)	358.07	361.35	3.28	716.14
01 1190 223 002	FICA/SS PRE K SUB TEACHER	164.19	0.00	0.00	164.19
01 1190 231 002	PRE K TEACHER RETIR. (TAYLOR H)	381.66	381.66	0.00	763.32
01 1190 233 002	PRE K FICA/SS SUB TEACHER	129.29	0.00	0.00	129.29
01 1190 610 002	PRE K FOOD / SUPPLIES	296.64	769.66	0.00	1,066.30
01 1200 111 001	SPED TEACHER SALARY SEC HS (7-12) CH	9,463.75	9,463.75	0.00	18,927.50
01 1200 111 002	SPED TEACHER SALARY ELEM (K-6) TK	6,180.58	6,180.58	0.00	12,361.16
01 1200 112 001	SPED PARA SALARY HS (7-12)	4,684.45	6,197.33	0.00	10,881.78
01 1200 112 002	SPED PARA SALARY ELEM (GW, JK, ME)	8,677.06	9,910.20	0.00	18,587.26
01 1200 211 001	HEALTH INS. SPED TEACHER HS (7-12) CH	837.82	837.82	0.00	1,675.64
01 1200 211 002	HEALTH INS. SPED TEACHER ELEM (K-6) TK	1,724.40	1,724.40	0.00	3,448.80
01 1200 212 001	HEALTH INS. HS PARA'S	1,760.48	1,760.48	0.00	3,520.96
01 1200 212 002	HEALTH INS. ELEM. PARA'S	1,760.48	1,760.48	0.00	3,520.96
01 1200 221 001	FICA/SS SPED TEACHER HS (7-12)	719.00	723.98	4.97	1,438.01
01 1200 221 002	FICA/SS SPED TEACHER ELEM (K-6)	458.31	472.83	14.52	916.62
01 1200 222 001	SPED PARA FICA/SS HS (7-12)	357.52	474.10	0.84	830.78
01 1200 222 002	SPED PARA FICA/SS ELEM (K-6) GW/JK/ME	663.79	758.14	0.00	1,421.93
01 1200 231 001	SPED TEACHER RETIREMENT HS (7-12)	764.67	764.67	0.00	1,529.34
01 1200 231 002	SPED TEACHER RETIREMENT ELEM (K-6)	499.40	499.40	0.00	998.80
01 1200 232 001	SPED PARA EDU RETIREMENT HS 7-12	378.51	500.75	0.00	879.26
01 1200 232 002	SPED PARA EDU RETIRE ELEM GW/JK/ME	640.02	767.40	0.00	1,407.42
01 1200 330 002 0016	PROF GR	158.34	0.00	0.00	158.34
01 1200 340 001	SPED CONTR SERVICES OT/PT/AUDIO HS	611.25	771.75	0.00	1,383.00
01 1200 591 001	PURCHASED SERVICES ESU9 18+ HS (7-12)	0.00	34.38	0.00	34.38
01 1200 591 002	ESU9 PURCHASED SERVICES ELEM	0.00	3,480.79	0.00	3,480.79
01 1200 610 001	SPED SUPPLIES HS (7-12)	158.80	1,082.70	0.00	1,241.50
01 1200 610 002	SPED SUPPLIES ELEM (K-6)	0.00	423.88	0.00	423.88
01 1291 111 002	PRE K SPED TEACHER SALARY 3-4 (HD & TH)	1,857.06	2,512.50	0.00	4,369.56

Fund: 01 GENERAL FUND

		<u>Beginning Balance</u>	<u>Debits</u>	<u>Credits</u>	<u>Ending Balance</u>
01 1291 112 002	PRE K SALARY 3-4 (Para, Bus Dr/CF,BG,)	2,760.90	4,517.65	0.00	7,278.55
01 1291 123 002	PRE K SALARY SUB TEACHERS	0.00	1,529.36	0.00	1,529.36
01 1291 211 002	PRE K TEACHERS HEALTH INSURANCE	979.44	1,152.28	0.00	2,131.72
01 1291 212 002	HEALTH INS. PARA PRE K	880.24	880.24	0.00	1,760.48
01 1291 221 002	PRE K FICA/SS TEACHERS (HD, TH)	140.18	192.20	2.21	330.17
01 1291 222 002	PRE K PARA FICA/SS (CF, RG)	204.36	345.60	6.85	543.11
01 1291 223 002	PRE K FICA/SS SUB TEACHER	0.00	117.00	0.00	117.00
01 1291 231 002	PRE K RETIREMENT TEACHERS (HD, TH)	150.06	203.01	0.00	353.07
01 1291 232 002	PRE K PARA RETIREMENT - All Listed	147.53	293.93	0.00	441.46
01 1291 233 002	RETIREMENT SUB TEACHERS	0.00	123.57	0.00	123.57
01 1291 292 002	PARA Annuities (PRE K)	100.00	100.00	0.00	200.00
01 1291 330 002	PRE K STAFF EDUCATIONAL TRAINING	0.00	750.00	0.00	750.00
01 1292 591 002	PRE K AGES 0-2 CONTRACT SERVICES	0.00	2,676.25	0.00	2,676.25
01 2120 111 001	GUIDANCE SALARY HS (7-12)	2,964.75	2,964.75	0.00	5,929.50
01 2120 111 002	GUIDANCE SALARY ELEM (K-6)	2,964.75	2,964.75	0.00	5,929.50
01 2120 221 001	GUIDANCE FICA/SS HS (7-12)	226.81	226.81	0.00	453.62
01 2120 221 002	GUIDANCE FICA/SS ELEM (K-6)	226.81	226.81	0.00	453.62
01 2120 231 001	GUIDANCE RETIREMENT HS (7-12)	239.55	239.55	0.00	479.10
01 2120 231 002	GUIDANCE RETIREMENT ELEM (K-6)	239.55	239.55	0.00	479.10
01 2120 330 001	GUIDANCE PROF GR HS (7-12). - CHUCK	52.78	0.00	0.00	52.78
01 2130 110 000	HEALTH SERVICES (NURSE) WAGES	1,223.76	789.60	0.00	2,013.36
01 2130 220 000	FICA / SS NURSE	93.61	60.41	0.00	154.02
01 2130 230 000	NURSE RETIREMENT FOR NON-INSTRUCTIONAL	98.88	63.80	0.00	162.68
01 2130 580 000	NURSE TRAVEL & MILEAGE	105.00	63.00	0.00	168.00
01 2130 610 000	NURSE SUPPLIES	12.39	0.00	0.00	12.39
01 2141 591 002	PSYCH SERVICES ELEM (K-6) ESU9	0.00	657.50	0.00	657.50
01 2142 591 002	PSYCH SERVICES 3-5 YR ESU9	0.00	45.00	0.00	45.00
01 2151 591 002	SPEECH/AUDIO ESU9 SERV. ELEM K-6	0.00	7,131.12	0.00	7,131.12
01 2152 591 002	SPEECH/AUDIO ESU 9 SERVICES AGES 3-5	0.00	2,846.10	0.00	2,846.10
01 2153 591 002	SLP ESU9 SERVICES AGES 0-2	0.00	1,913.51	0.00	1,913.51
01 2161 340 001	CONTRACTED OR SECURED SERVICES	39.00	2,174.50	0.00	2,213.50
01 2161 340 002	OT CONTRACTED SERVICES SCH AGE ELEM	1,216.90	0.00	0.00	1,216.90
01 2162 340 002	CONTRACTED OR SECURED SERVICES	195.00	312.00	0.00	507.00
01 2163 340 002	OT CONTRACTED SERVICES ESU9 AGES 0-2	52.20	0.00	0.00	52.20
01 2171 340 001	PT CONTRACTED SERVICES HS (7-12)	169.00	19.50	0.00	188.50
01 2171 340 002	PT CONTRACTED SERVICES ELEM (K-6)	273.00	630.50	0.00	903.50
01 2172 340 002	CONTRACTED OR SECURED SERVICES	305.50	253.50	0.00	559.00
01 2181 591 001	ESU SERVICES SPED VISION	0.00	675.67	0.00	675.67
01 2213 591 001	ESU SERVICES TRAINING	795.00	0.00	0.00	795.00
01 2220 111 001	LIBRARIAN SALARY HS (7-12)	2,855.87	2,855.87	0.00	5,711.74
01 2220 111 002	LIBRARIAN SALARY ELEM (K-6)	2,855.88	2,855.88	0.00	5,711.76
01 2220 123 001	LIBRARIAN SUB SALARY HS (7-12)	160.00	160.00	0.00	320.00
01 2220 123 002	LIBRARIAN SUB SALARY ELEM (K-6)	160.00	160.00	0.00	320.00

Fund: 01 GENERAL FUND

		<u>Beginning Balance</u>	<u>Debits</u>	<u>Credits</u>	<u>Ending Balance</u>
01 2220 211 001	HEALTH INSUR. TEACHERS/PROF. STAFF	1,152.27	1,152.27	0.00	2,304.54
01 2220 211 002	HEALTH INSUR. TEACHERS/PROF. STAFF	1,152.28	1,152.28	0.00	2,304.56
01 2220 221 001	LIBRARIAN FICA/SS HS (7-12)	207.61	218.48	10.87	415.22
01 2220 221 002	LIBRARIAN FICA/SS ELEM (K-6)	207.61	218.48	10.87	415.22
01 2220 223 001	FICA / SS SUB TEACHER HS (7-12)	12.24	12.24	0.00	24.48
01 2220 223 002	FICA / SS SUB TEACHER ELEM (K-6)	12.24	12.24	0.00	24.48
01 2220 231 001	LIBRARIAN RETIREMENT HS (7-12)	230.76	230.76	0.00	461.52
01 2220 231 002	LIBRARIAN RETIREMENT ELEM (K-6)	230.76	230.76	0.00	461.52
01 2220 330 001 0014	PROF GR (BURR) HS (7-12)	112.78	260.00	0.00	372.78
01 2220 640 001	LIBRARIAN PERIODICALS HS (7-12)	0.00	955.56	0.00	955.56
01 2220 640 002	LIBRARIAN PERIODICALS ELEM (K-6)	0.00	4,391.81	0.00	4,391.81
01 2310 810 000	BOARD DUES & FEES	267.00	80.00	0.00	347.00
01 2310 890 000	BOARD OTHER EXPENSE	38.64	0.00	0.00	38.64
01 2320 105 000	SUPERINTENDENT SALARY	12,500.00	12,500.00	0.00	25,000.00
01 2320 225 000	SUPERINTENDENT FICA/SS	956.25	956.25	0.00	1,912.50
01 2320 235 000	SUPERINTENDENT RETIREMENT	1,010.00	1,010.00	0.00	2,020.00
01 2320 650 000	SUPER. COMPUTER SOFT/HARDWARE	106.99	0.00	0.00	106.99
01 2320 810 000	SUPERINTENDENT DUES & FEES	89.00	160.00	0.00	249.00
01 2320 890 000	SUPERINTENDENT OTHER EXPENSE	267.65	160.00	0.00	427.65
01 2330 340 000	Other Professional Services (Officials/B	95.00	0.00	0.00	95.00
01 2410 111 001	PRINCIPAL SALARY SEC. BRENT	8,452.50	8,452.50	0.00	16,905.00
01 2410 111 002	PRINCIPAL SALARY ELEM. DON W	6,900.00	6,900.00	0.00	13,800.00
01 2410 211 002	PRINC HEALTH INSURANCE DON W	2,362.38	2,362.38	0.00	4,724.76
01 2410 221 001	PRINCIPAL FICA/SS HS BRENT	646.62	646.62	0.00	1,293.24
01 2410 221 002	PRINCIPAL FICA/SS ELEM DON W	525.83	527.85	2.02	1,051.66
01 2410 231 001	PRINCIPAL RETIREMENT HS BRENT	682.97	682.97	0.00	1,365.94
01 2410 231 002	PRINCIPAL RETIREMENT ELEM DON W	557.52	557.52	0.00	1,115.04
01 2410 330 002 0002	STIPEND - DON WEBBEN	52.76	0.00	0.00	52.76
01 2410 580 001	PRINCIPAL TRAVEL & MILEAGE HS BRENT	451.50	0.00	0.00	451.50
01 2410 610 001	PRICIPAL SUPPLIES HS BRENT	0.00	72.14	0.00	72.14
01 2410 890 001	PRINCIPAL OTHER EXPENSES HS BRENT	79.25	0.00	0.00	79.25
01 2410 890 002	PRINCIPAL OTHER EXPENSES ELEM DON	180.95	0.00	0.00	180.95
01 2510 110 000	CLERICAL SALARY (JD/DK/SU)	11,970.34	13,550.57	0.00	25,520.91
01 2510 132 000	CLERICAL OVERTIME (JD/SU/DK)	601.92	141.08	0.00	743.00
01 2510 210 000	CLERICAL HEALTH INS. (DK/SU)	4,028.95	4,028.95	0.00	8,057.90
01 2510 220 000	CLERICAL FICA/SS (JD/DK/SU)	873.07	1,036.64	42.93	1,866.78
01 2510 222 000	SOC.SEC./FICA/MEDI INSTRUCTIONAL AID	45.71	10.80	0.09	56.42
01 2510 230 000	CLERICAL RETIREMENT NON INSTRUCT	967.20	1,094.88	0.00	2,062.08
01 2510 232 000	RETIREMENT INSTRUCTIONAL AIDE	48.64	11.40	0.00	60.04
01 2510 330 000	STIPEND	52.78	0.00	0.00	52.78
01 2510 382 000	TELEPHONE / COMMUNICATIONS	0.00	340.97	0.00	340.97
01 2510 540 000	CLERICAL ADVERTISING	268.00	977.74	0.00	1,245.74
01 2510 610 000	DATA CHECK/SUPPLIES	824.42	73.10	0.00	897.52
01 2510 643 000	WEB/CLOUD BASED SOFTWARE	213.18	216.41	0.00	429.59
01 2510 650 000	CLERICAL COMPUTER SOFT/HARDWARE	42.79	14.99	0.00	57.78

11/05/2025 11:14 AM

10/2025 - 10/2025

User ID: SLU

Fund: 01 GENERAL FUND

		<u>Beginning Balance</u>	<u>Debits</u>	<u>Credits</u>	<u>Ending Balance</u>
01 2510 810 000	DUES AND FEES	284.00	0.00	0.00	284.00
01 2510 890 000	CLERICAL OTHER EXPENSE	14.99	123.91	0.00	138.90
01 2570 340 000	BACKGROUND CHECKS	483.02	185.58	0.00	668.60
01 2580 591 001	ESU SERVICES TECHNOLOGY SERVICES	4,328.08	0.00	0.00	4,328.08
01 2580 591 002	ESU SERVICES TECHNOLOGY SERVICES	4,328.08	0.00	0.00	4,328.08
01 2610 410 000	CUSTODIAL WATER	616.80	443.04	0.00	1,059.84
01 2610 431 000	CONTRACTED BLDG REPAIR/MAINT.	12,049.34	5,747.48	0.00	17,796.82
01 2610 441 000	RENTAL - STORAGE/LAND	0.00	45.00	0.00	45.00
01 2610 442 000	RENTAL OF EQUIP.	0.00	338.17	0.00	338.17
01 2610 490 000	CUSTODIAL GARBAGE SERV	367.50	367.50	0.00	735.00
01 2610 610 000	CUSTODIAL SUPPLIES	7,103.98	49.99	0.00	7,153.97
01 2610 621 000	UTILITIES (GAS/SEWER/ELECTRIC/NATURAL GAS)	11,836.59	6,361.96	149.55	18,049.00
01 2610 626 000	MOWER-TRACTOR (GAS & OIL& REPAIRS)	2,767.54	2,625.69	0.00	5,393.23
01 2620 110 000	CUSTODIAL SALARY (GB / ZJ / AP)	11,688.10	11,770.62	0.00	23,458.72
01 2620 130 000	CUSTODIAL FULLTIME OVERTIME	1,163.28	365.21	0.00	1,528.49
01 2620 210 000	CUSTODIAL HEALTH INS (GB / ZJ / AP)	2,598.30	2,598.30	0.00	5,196.60
01 2620 220 000	CUSTODIAL FICA/SS (GB / ZJ / AP)	968.86	928.42	14.29	1,882.99
01 2620 230 000	CUSTODIAL RETIREMENT (GB/ZJ/AP)	1,038.38	980.57	0.00	2,018.95
01 2620 431 000	BLDG REPAIRS/MAINT.	4,703.06	705.51	0.00	5,408.57
01 2620 432 000	TECHNOLOGY RELATED REPAIRS/MAINT.	0.00	3,000.00	0.00	3,000.00
01 2710 110 000	BUS DRIVER SALARY	4,075.65	6,896.97	0.00	10,972.62
01 2710 210 000	HEALTH INS. BUS DRIVER	2,451.39	2,388.86	0.00	4,840.25
01 2710 220 000	BUS DRIVER FICA/SS	311.58	527.64	0.00	839.22
01 2710 230 000	BUS DRIVER RETIREMENT	282.92	406.34	0.00	689.26
01 2710 290 000	BUS DRIVER ANNUITY (RANDY/DENNY)	100.00	100.00	0.00	200.00
01 2710 340 000	BUS DRIVER (PHYS/TESTS/LIC)	0.00	49.90	0.00	49.90
01 2710 610 000	BUS SUPPLIES AND MATERIALS	0.00	33.15	0.00	33.15
01 2710 626 000 0112	BUS 2012 GAS	249.67	160.62	0.00	410.29
01 2710 626 000 1112	MICRO BUS 2012 GAS	0.00	331.25	0.00	331.25
01 2710 626 000 1121	MINO TOUR 2018 GAS	481.79	465.21	0.00	947.00
01 2710 626 000 1997	PICKUP GAS	0.00	204.90	0.00	204.90
01 2710 626 000 2000	COACH BUS GAS AND OIL	0.00	465.88	0.00	465.88
01 2710 626 000 2004	EXCURSION GAS	65.17	274.13	0.00	339.30
01 2710 626 000 2008	VAN GAS	0.00	59.32	0.00	59.32
01 2710 626 000 2024	EXPEDITION GAS AND OIL	0.00	270.11	0.00	270.11
01 2710 732 000 0112	BUS 2012 REPAIRS/SERVICE	5,065.78	0.00	0.00	5,065.78
01 2710 732 000 0121	BUS 2021 REPAIRS/SERVICE	726.35	0.00	0.00	726.35
01 2710 732 000 1112	MICRO BUS 2012 REPAIRS/SERVICE	0.00	545.12	0.00	545.12
01 2710 732 000 1121	MINOTOUR BUS 2018 REPAIRS/SERVICE	0.00	160.00	0.00	160.00
01 2710 732 000 1997	PICKUP REPAIRS/SERVICE	0.00	243.25	0.00	243.25
01 2710 732 000 2000	COACH BUS REPAIR	745.65	0.00	0.00	745.65
01 2710 732 000 2004	EXCURSION REPAIRS/SERVICE	0.00	160.00	0.00	160.00
01 2710 732 000 2008	VAN REPAIRS/SERVICE	0.00	160.00	0.00	160.00
01 2710 732 000 2024	EXPEDITION REPAIR	0.00	234.25	0.00	234.25
01 2710 890 000	BUS OTHER EXPENSE	34.00	0.00	0.00	34.00
01 3535 591 001	ESU SERVICES HIGH ABILITY LEARNERS	1,000.00	0.00	0.00	1,000.00
01 3535 610 002	HAL SUPPLIES AND MATERIALS	0.00	923.74	0.00	923.74
01 3540 111 002	TEACHERS ST. EARLY CHILDHOOD	2,512.50	2,512.50	0.00	5,025.00

Fund: 01 GENERAL FUND

		<u>Beginning Balance</u>	<u>Debits</u>	<u>Credits</u>	<u>Ending Balance</u>
	WAGES				
01 3540 211 002	PRE K HEALTH INS. (HD)	1,325.11	1,152.27	0.00	2,477.38
01 3540 221 002	PRE K FICA/SS/MEDICAID (HD)	189.67	192.20	2.21	379.66
01 3540 231 002	PRE K RETIREMENT (HD)	203.01	203.01	0.00	406.02
01 6200 111 002	TITLE I SALARY (MORGAN CLINE)	1,464.79	1,689.79	0.00	3,154.58
01 6200 211 002	HEALTH INS. TITLE 1 (MORGAN CLINE)	760.51	760.51	0.00	1,521.02
01 6200 221 002	TITLE I FICA/SS (MORGAN CLINE)	109.93	129.27	2.13	237.07
01 6200 231 002	TITLE I RETIREMENT (MORGAN CLINE)	118.35	118.35	0.00	236.70
01 6992 734 000	REAP 24-25 TECHNOLOGY	13,590.00	0.00	0.00	13,590.00
	Total: Expenditure	458,127.25	442,357.39	409.54	900,075.10
	Total: 01	8,642,342.92	1,357,558.68	1,205,431.94	9,069,858.40

Regular; Beginning Month 10/2025; Processing Month 10/2025; Fund Number 02, 05, 06,
 07, 08

Fund: 02 DEPRECIATION

		<u>Beginning Balance</u>	<u>Debits</u>	<u>Credits</u>	<u>Ending Balance</u>
Current Assets					
02 101					
	CASH	759,921.82	806.77	0.00	760,728.59
	Total: Current Assets	<u>759,921.82</u>	<u>806.77</u>	<u>0.00</u>	<u>760,728.59</u>
Fund Balance					
02 765					
	FUND BALANCE	759,921.82	0.00	806.77	760,728.59
	Total: Fund Balance	<u>759,921.82</u>	<u>0.00</u>	<u>806.77</u>	<u>760,728.59</u>
Revenue					
02 1510					
	INTEREST ON INVESTMENTS	868.23	0.00	806.77	1,675.00
	Total: Revenue	<u>868.23</u>	<u>0.00</u>	<u>806.77</u>	<u>1,675.00</u>
	Total: 02	<u>1,520,711.87</u>	<u>806.77</u>	<u>1,613.54</u>	<u>1,523,132.18</u>

Regular; Beginning Month 10/2025; Processing Month 10/2025; Fund Number 02, 05, 06,
07, 08

Fund: 05 ACTIVITY FUND

		<u>Beginning Balance</u>	<u>Debits</u>	<u>Credits</u>	<u>Ending Balance</u>
Current Assets					
05 101	CASH	153,785.43	14,533.59	22,335.07	145,983.95
Total: Current Assets		153,785.43	14,533.59	22,335.07	145,983.95
Fund Balance					
05 704	FUND BALANCE	2,892.75	0.00	0.00	2,892.75
05 704 0100	ATHLETICS	5,466.29	11,294.78	4,361.60	(1,466.89)
05 704 0283	CTE FUND BALANCE	5,120.00	0.00	0.00	5,120.00
05 704 0332	FFA / AG	3,850.69	793.49	51.00	3,108.20
05 704 0500	ANNUAL	(1,019.44)	0.00	35.00	(984.44)
05 704 0510	K-CLUB	6,360.81	672.50	354.38	6,042.69
05 704 0520	NATIONAL HONOR SOCIETY	4,110.73	0.00	671.68	4,782.41
05 704 0530	STUDENT COUNCIL	4,993.04	424.59	600.00	5,168.45
05 704 1500	BAND	131.40	0.00	0.00	131.40
05 704 1510	DRAMATICS	251.96	0.00	0.00	251.96
05 704 1520	LIBRARY	5,908.94	0.00	0.00	5,908.94
05 704 1530	DANCE SQUAD	2,184.12	1,570.35	630.00	1,243.77
05 704 1535	CHEERLEADER	5,860.94	465.67	423.00	5,818.27
05 704 2023	CLASS OF 2023	57.25	0.00	0.00	57.25
05 704 2024	CLASS OF 2024	192.40	0.00	0.00	192.40
05 704 2025	CLASS OF 2025	168.81	0.00	0.00	168.81
05 704 2026	CLASS OF 2026	3,979.29	693.00	0.00	3,286.29
05 704 2027	CLASS OF 2027	6,080.40	0.00	0.00	6,080.40
05 704 2028	CLASS OF 2028	3,493.69	0.00	0.00	3,493.69
05 704 2029	CLASS OF 2029	1,631.75	0.00	0.00	1,631.75
05 704 2030	CLASS OF 2030	1,812.72	0.00	0.00	1,812.72
05 704 2031	CLASS OF 2031	380.00	0.00	0.00	380.00
05 704 2520	SHOP	1,405.19	0.00	0.00	1,405.19
05 704 2530	FBLA	207.67	0.00	225.00	432.67
05 704 2662	CONCESSIONS	9,955.32	2,914.77	2,990.21	10,030.76
05 704 2782	ART CLUB FUND BALANCE	1,491.85	0.00	0.00	1,491.85
05 704 2874	BUSINESS/ACCOUNT	203.61	0.00	0.00	203.61
05 704 3030	MISCELLANEOUS	(951.66)	1,370.62	1,325.87	(996.41)
05 704 3035	POP MACHINE	2,535.76	102.69	0.00	2,433.07
05 704 3040	QUEST	6,892.84	149.92	0.00	6,742.92
05 704 3374	FUND BALANCE ED RISING	3,281.90	0.00	0.00	3,281.90
05 704 3429	EHA WELLNESS ACCOUNT	5,041.45	0.00	0.00	5,041.45
05 704 3536	ELEMENTARY T-SHIRTS	132.00	0.00	0.00	132.00
05 704 3668	FOOTBALL FUNDRAISING	5,770.80	672.50	100.00	5,198.30
05 704 3669	VOLLEYBALL	3,326.10	0.00	420.00	3,746.10
05 704 3670	WRESTLING FUND RAISING	1,244.52	0.00	0.00	1,244.52
05 704 4000	HOOPS TOURNAMENT	6,636.73	0.00	0.00	6,636.73
05 704 4722	GRADUATED CLASSES	8,425.00	0.00	0.00	8,425.00
05 704 4724	CHROME BOOK ACCOUNT	5,259.07	0.00	60.00	5,319.07
05 704 7274	SCRIP CARD	22,672.66	1,210.19	2,135.85	23,598.32
05 704 7545	SKILLS USA	3,145.19	0.00	150.00	3,295.19
05 704 7733	SPEECH FUND RAISER	580.03	0.00	0.00	580.03
05 704 7737	PRESCHOOL PARTNERSHIP	900.00	0.00	0.00	900.00
05 704 7867	SCHOOL STORE PRE K - 6	1,720.86	0.00	0.00	1,720.86
Total: Fund Balance		153,785.43	22,335.07	14,533.59	145,983.95
Revenue					
05 1710 0100	ATHLETICS	8,676.98	0.00	4,361.60	13,038.58
05 1710 0332	FFA / AG	269.00	0.00	0.00	269.00
05 1710 0500	ANNUAL	0.00	0.00	35.00	35.00

Regular; Beginning Month 10/2025; Processing Month 10/2025; Fund Number 02, 05, 06,
07, 08

Fund: 05 ACTIVITY FUND

		<u>Beginning Balance</u>	<u>Debits</u>	<u>Credits</u>	<u>Ending Balance</u>
05 1710 0510	K-CLUB	0.00	0.00	354.38	354.38
05 1710 0520	NATIONAL HONOR SOCIETY	0.00	0.00	671.68	671.68
05 1710 0530	STUDENT COUNCIL	0.00	0.00	600.00	600.00
05 1710 1530	DANCE SQUAD	250.00	0.00	630.00	880.00
05 1710 1535	CHEERLEADER	1,964.81	0.00	423.00	2,387.81
05 1710 2029	CLASS OF 2029	571.75	0.00	0.00	571.75
05 1710 2030	CLASS OF 2030	589.88	0.00	0.00	589.88
05 1710 2031	CLASS OF 2031	40.00	0.00	0.00	40.00
05 1710 2530	FBLA	75.00	0.00	225.00	300.00
05 1710 2662	CONCESSIONS	3,406.43	0.00	2,990.21	6,396.64
05 1710 3030	MISCELLANEOUS	231.25	0.00	1,325.87	1,557.12
05 1710 3040	QUEST	500.00	0.00	0.00	500.00
05 1710 3668	FOOTBALL FUNDRAISING	0.00	0.00	100.00	100.00
05 1710 3669	VOLLEYBALL	4,150.00	0.00	420.00	4,570.00
05 1710 4724	CHROME BOOK ACCOUNT	60.00	0.00	60.00	120.00
05 1710 7274	SCRIP CARD	1,717.50	0.00	2,135.85	3,853.35
05 1710 7545	SKILLS USA	0.00	0.00	150.00	150.00
	Total: Revenue	22,502.60	0.00	14,482.59	36,985.19
Expenditure					
05 2900 610 000 0100	ATHLETICS	17,873.76	11,294.78	0.00	29,168.54
05 2900 610 000 0332	FFA/AG	1,522.06	793.49	51.00	2,264.55
05 2900 610 000 0500	ANNUAL	584.22	0.00	0.00	584.22
05 2900 610 000 0510	K-CLUB	0.00	672.50	0.00	672.50
05 2900 610 000 0530	STUDENT COUNCIL	0.00	424.59	0.00	424.59
05 2900 610 000 1530	DANCE SQUAD	0.00	1,570.35	0.00	1,570.35
05 2900 610 000 1535	Cheerleader	514.75	465.67	0.00	980.42
05 2900 610 000 2026	CLASS OF 2026	0.00	693.00	0.00	693.00
05 2900 610 000 2530	FBLA	285.00	0.00	0.00	285.00
05 2900 610 000 2662	CONCESSIONS	3,258.70	2,914.77	0.00	6,173.47
05 2900 610 000 3030	MISCELLANEOUS	1,417.26	1,370.62	0.00	2,787.88
05 2900 610 000 3035	POP MACHINE	0.00	102.69	0.00	102.69
05 2900 610 000 3040	QUEST	198.75	149.92	0.00	348.67
05 2900 610 000 3668	FOOTBALL FUNDRAISING	0.00	672.50	0.00	672.50
05 2900 610 000 3669	VOLLEYBALL	823.90	0.00	0.00	823.90
05 2900 610 000 4724	CHROME BOOK ACCOUNT	509.95	0.00	0.00	509.95
05 2900 610 000 7274	SCRIP CARD	1,861.42	1,210.19	0.00	3,071.61
	Total: Expenditure	28,849.77	22,335.07	51.00	51,133.84
	Total: 05	358,923.23	59,203.73	51,402.25	380,086.93

Regular; Beginning Month 10/2025; Processing Month 10/2025; Fund Number 02, 05, 06,
07, 08

Fund: 06 NUTRITION FUND

		<u>Beginning Balance</u>	<u>Debits</u>	<u>Credits</u>	<u>Ending Balance</u>
Current Assets					
06 101	CASH	48,824.67	21,874.49	31,607.47	39,091.69
	Total: Current Assets	48,824.67	21,874.49	31,607.47	39,091.69
Current Liabilities					
06 431	ACCOUNTS PAYABLE	0.00	5,067.89	5,067.89	0.00
	Total: Current Liabilities	0.00	5,067.89	5,067.89	0.00
Fund Balance					
06 704	FUND BALANCE	114,917.59	0.00	0.00	114,917.59
06 765	FUND BALANCE	(66,092.92)	31,607.47	21,874.49	(75,825.90)
	Total: Fund Balance	48,824.67	31,607.47	21,874.49	39,091.69
Revenue					
06 1510	OTHER INCOME	31.55	0.00	18.69	50.24
06 1611	DAILY STUDENT LUNCHES	6,566.00	0.00	10,098.00	16,664.00
06 1620	ADULT LUNCHES	478.95	0.00	287.15	766.10
06 4210	FEDERAL REIMBURSEMENT(OFF NUTRIT PRGMS)	0.00	0.00	11,361.60	11,361.60
	Total: Revenue	7,076.50	0.00	21,765.44	28,841.94
Expenditure					
06 3100 110 000	LUNCH REGULAR SALARIES	5,880.86	8,897.85	0.00	14,778.71
06 3100 130 000	OVERTIME NON-INSTRUCTIONAL	109.01	46.58	0.00	155.59
06 3100 210 000	KITCHEN HEALTH/DENTAL INS.	880.24	1,760.48	0.00	2,640.72
06 3100 220 000	FICA/SS/MEDI NON INSTRUCTIONAL	458.22	684.25	0.00	1,142.47
06 3100 230 000	RETIREMENT NON INSTRUCTIONAL	422.22	603.59	0.00	1,025.81
06 3100 610 000	SUPPLIES EXPENSE	778.93	1,623.76	0.00	2,402.69
06 3100 630 000	FOOD EXPENDITURES	9,681.90	17,990.96	109.05	27,563.81
	Total: Expenditure	18,211.38	31,607.47	109.05	49,709.80
	Total: 06	122,937.22	90,157.32	80,424.34	156,735.12

Regular; Beginning Month 10/2025; Processing Month 10/2025; Fund Number 02, 05, 06,
 07, 08

Fund: 07 BOND FUND

		<u>Beginning Balance</u>	<u>Debits</u>	<u>Credits</u>	<u>Ending Balance</u>
Current Assets					
07 101	CASH	448,451.72	21,253.83	0.00	469,705.55
07 150	County Treasurer Cash	81,691.01	0.00	0.00	81,691.01
Total: Current Assets		530,142.73	21,253.83	0.00	551,396.56
Fund Balance					
07 765	FUND BALANCE	530,142.73	0.00	21,253.83	551,396.56
Total: Fund Balance		530,142.73	0.00	21,253.83	551,396.56
Revenue					
07 1100	LOCAL DISTRICT TAXES	81,584.67	622.12	21,457.66	102,420.21
07 1115	CARLINE TAXES	100.13	0.00	0.00	100.13
07 1510	INTEREST ON INVESTMENTS	284.34	0.00	414.58	698.92
07 3180	PRO RATE MOTOR VEHICLE	0.00	0.00	3.71	3.71
Total: Revenue		81,969.14	622.12	21,875.95	103,222.97
Total: 07		1,142,254.60	21,875.95	43,129.78	1,206,016.09

Regular; Beginning Month 10/2025; Processing Month 10/2025; Fund Number 02, 05, 06,
 07, 08

Fund: 08 SPECIAL BUILDING

		<u>Beginning Balance</u>	<u>Debits</u>	<u>Credits</u>	<u>Ending Balance</u>
Current Assets					
08 101	CASH	891,212.78	14,483.21	0.00	905,695.99
08 103	CD's	30,000.00	0.00	0.00	30,000.00
08 150	County Treasurer Cash	51,168.38	0.00	0.00	51,168.38
Total: Current Assets		972,381.16	14,483.21	0.00	986,864.37
Fund Balance					
08 704	FUND BALANCE	(485,324.33)	0.00	0.00	(485,324.33)
08 765	FUND BALANCE	1,457,705.49	0.00	14,483.21	1,472,188.70
Total: Fund Balance		972,381.16	0.00	14,483.21	986,864.37
Revenue					
08 1100	LOCAL DISTRICT TAXES	51,075.93	0.00	13,567.83	64,643.76
08 1115	CARLINE TAXES	88.69	0.00	0.00	88.69
08 1510	INTEREST ON INVESTMENTS	585.69	0.00	912.10	1,497.79
08 3180	PRO RATE MOTOR VEHICLE	0.00	0.00	3.28	3.28
Total: Revenue		51,750.31	0.00	14,483.21	66,233.52
Total: 08		1,996,512.63	14,483.21	28,966.42	2,039,962.26

KENESAW PUBLIC SCHOOL REIMBURSEMENT ACCOUNT 152-462

DATE	TRANSACTION	CHECK #	RECEIPT	EXPENDITURE	CKG BALANCE
10/1/2025	BEGINNING BALANCE				4,905.62
10/13/2025	HOMETOWN LEASING SEPT. /OCT.	2756		(2,695.87)	
10/31/2025	ACB - Interest		0.87		
			0.87	(2,695.87)	(2,695.00)
	Outstanding Checks (none)				2,210.62
					2,210.62
10/31/2025	Bank Balance				2,210.62

James B. Gessford
Daniel F. Kaplan
Gregory H. Perry
Joseph F. Bachmann
R. J. Shortridge*
Joshua J. Schauer*
Derek A. Aldridge**
Justin J. Knight
Charles Kaplan
Haleigh B. Carlson
Sara J. Tonjes
Kendall G. Oberheide



PERRY, GUTHERY, HAASE & GESSFORD, P.C., L.L.O.

Of Counsel
Thomas M. Haase

*Also admitted in Iowa
** Also admitted in Kansas

Ernest B. Perry (1876-1962)
Arthur E. Perry (1910-1982)
R.R. Perry (1917-1999)
Edwin C. Perry (1931-2012)

LB 390 Analysis: What to Expect and Tips for Planning Ahead

Last year, Nebraska’s Legislature passed LB 390, now codified as Neb. Rev. Stat. § 79-533.04.

Under the new law, before the 2026-2027 school year begins, every public school district must adopt a Board Policy that:

1. Requires a “catalog” of all books in the school district’s library. The “catalog” must be categorized by school building and accessible for viewing by a student’s educational decisionmaker; and
2. Allows educational decisionmakers to be notified when their student checks out a book from the school library, including the book’s name, author, and due date.

Note that the law does not require the catalog or notifications to be electronic. Therefore, a school could create or maintain a paper catalog, as long as educational decisionmakers can view that document. Similarly, the notification requirement does not need to be through an app or software, so a school librarian could email or call a parent when their student checks out a book.

As with any new law, there may be more questions than answers. For instance, the law only applies to a “book” that a student “checks out.” Under this plain language, the law does not apply to a student who reads a book in the library.

To this end, the statute does not define “book,” though the context of the law suggests a traditional book (as opposed to a magazine or other form of media). Still, the statute only applies to “a school library that is located on school district property . . .” The plain reading of this provision suggests that digital resources and e-Books are probably not covered, though a parent may disagree if their student checks out controversial e-Books. If a school does not plan (or have a way) to notify parents of e-Books, the school should clarify that in Board Policy or the Student Handbook.

Further, the law only requires the school provide a parent with the “opportunity” to be notified of the student’s checkouts. Therefore, the statute permits parents to opt-in (as opposed to opting out). The opt-in process will need to be outlined in Board Policy and/or the Student Handbook. With that being said, the opt-in process will require a system to track which parents need to be notified. This may raise administrative questions, including on days when the librarian is out of the building.

Still, the “notification” requirement is not entirely clear. A passive process (such as a website that parents can log onto to see their student’s checkout history) probably does not suffice, since the statute requires parents to be “notified.”

The statute also does not differentiate between the “main” school library and classroom libraries. The statute appears drafted to focus only on the “main” school library, though this new law would be a good opportunity to remind staff to be mindful of the books in their classroom libraries.

In terms of the practical implementation of this new law, schools may be wise to begin thinking about how they will comply with the new law by the beginning of next school year (especially those schools that do not have these systems or processes already in place). Some practical suggestions could include:

- i. Deciding whether the school will change or upgrade its library software to comply with these new requirements;
- ii. Determining whether the existing library catalog is accurate and how often the catalog will be updated (and who will update it);
- iii. How the school will handle opt-in requests (paper forms, emails, or a form online), track the parents who “opt in,” how they will be notified, and how those notifications will be handled if the librarian is out on any given day;
- iv. How these processes will be handled consistently across school buildings;
- v. How the school will notify students of this new process; and
- vi. How all of these new requirements will be implemented and followed next year (when there may be new staff to the District).