

O'NEILL PUBLIC SCHOOLS BOARD OF EDUCATION

Monday, November 14, 2016
7:30 PM

Administrative Offices - 410 East
Benton
410 E Benton
O'Neill, NE 68763

November Board of Education Regular Meeting Agenda

Posted Date:

{{Name: Agenda Item Name}}

1. **Call to Order**
 - A. Roll Call
 - B. Excused/Unexcused Board Members
2. **Pledge of Allegiance**
3. **Approve Meeting Agenda**
4. **Approve Minutes of Previous Meeting(s)**
5. **Reception of Visitors**
6. **Oral and Written Communications**
7. **Old Business**
 - A. Policy #201.02 Board Membership - Elections and Appointments
 - B. Superintendent Evaluation
8. **New Business**
 - A. Negotiations
 - B. Early Graduation Requests
 - C. File Review & Destruction
 - D. State of the Schools Report
 - E. Option Enrollment Report
9. **Administrative Reports**
10. **Bills and Claims and Payroll Report**
11. **Adjournment**

The agenda sequence is provided as a courtesy only. The board reserves the right to consider each item in any sequence it deems appropriate. Therefore, we encourage visitors to attend the meeting from the beginning. As a result of a majority vote by the board, certain agenda items may be clearly necessary to discuss in executive session in order to protect the public interest or to prevent needless injury to the reputation of an individual, and if the individual has not requested a public meeting.

O'NEILL PUBLIC SCHOOLS
Board of Education Retreat
October 10, 2016

BOARD MEMBERS

Jim Gotschall - President
Ellen Boshart - Vice President
Tom Stepp - Vice President-Elect
Delight Becker - Member
Amy Rowse - Member
Jim Sibbel - Member

ADMINISTRATORS

Amy Shane - Superintendent
Corey Fisher - High School Principal
Dan Woodle - Elementary Principal
Nick Hostert - Activities Director
Shannon Stelling - Special Education Director

Board Secretary

Kathleen Marvin

Board Treasurer

James Rabe

Attendance Taken at 4:31 PM:

Present Board Members:

Delight Becker	Ellen Boshart
Jim Gotschall	Amy Jo Rowse
Jim Sibbel	Tom Stepp

1. Call to Order

The **board retreat** of the O'Neill Public School Board of Education was called to order by President Jim Gotschall at 4:31 p.m., on Monday, October 10, 2016 in the meeting room at 410 East Benton, O'Neill, Nebraska. This meeting was advertised in the Holt County Independent on September 29, 2016, over KBRX Radio and posted at the school buildings and the O'Neill Post Office.

2. Roll Call

Administrators Amy Shane, Corey Fisher, Dan Woodle, Shannon Stelling, and Nick Hostert were present. Steve Brown, Building and Grounds Director was also present.

3. Excused/Unexcused Board Members

4. Pledge of Allegiance

The Pledge of Allegiance was recited.

5. Approve Meeting Agenda

Motion Passed: Motion to approve the meeting agenda passed with a motion by Amy Jo Rowse and a second by Ellen Boshart.

6 Yeas - 0 Nays. Voting Yea: Delight Becker, Ellen Boshart, Jim Gotschall, Amy Jo Rowse, Jim Sibbel and Tom Stepp.

6. Reception of Visitors

Visitors were welcomed and informed that this meeting was in compliance with the Nebraska Open Meetings Act.

7. Oral and Written Communications

8. Old Business

9. New Business

9.A. Review and Update of Board Goals

9.A.I. Student Achievement

9.A.I.a. ACT

Discussion was held. No action taken.

9.A.I.b. NeSA Information

Discussion was held. No action taken.

9.A.I.c. Salutatorian and Valedictorian Discussion

Discussion was held. No action taken.

9.A.II. Stakeholder Communication

9.A.III. Facilities

9.A.III.a. Elementary Roofing Project

Discussion was held. No action taken.

9.A.III.b. Phone System Upgrade

Discussion was held. No action taken.

9.A.III.c. Energy Project Update

Discussion was held. No action taken.

9.A.III.d. Greenhouse

Discussion was held. No action taken.


9.A.III.e. High School Building Project

Discussion was held. No action taken.

10. Adjournment

Motion Passed: Motion to adjourn at 6:52 pm passed with a motion by Amy Jo Rowse and a second by Jim Sibbel.

6 Yeas - 0 Nays. Voting Yea: Delight Becker, Ellen Boshart, Jim Gotschall, Amy Jo Rowse, Jim Sibbel and Tom Stepp.


Kathleen Marvin
School Board Secretary Holt Co. Dist. #7

O'NEILL PUBLIC SCHOOLS
October Board of Education Regular Meeting
October 10, 2016

BOARD MEMBERS

Jim Gotschall - President
Ellen Boshart - Vice President
Tom Stepp - Vice President-Elect
Delight Becker - Member
Amy Rowse - Member
Jim Sibbel - Member

Board Secretary

Kathleen Marvin

ADMINISTRATORS

Amy Shane - Superintendent
Corey Fisher - High School Principal
Dan Woodle - Elementary Principal
Nick Hostert - Activities Director
Shannon Stelling - Special Education Director

Board Treasurer

James Rabe

Attendance Taken at 7:27 PM:

Present Board Members:

Delight Becker	Ellen Boshart
Jim Gotschall	Amy Jo Rowse
Jim Sibbel	Tom Stepp

1. Call to Order

The **regular** meeting of the O'Neill Public School Board of Education was called to order by President Jim Gotschall at 7:27 p.m., on Monday, October 10, 2016 in the meeting room at 410 East Benton, O'Neill, Nebraska. This meeting was advertised in the Holt County Independent on September 29, 2016, over KBRX Radio and posted at the school buildings and the O'Neill Post Office.

1.A. Roll Call

Administrators Amy Shane, Corey Fisher, Dan Woodle, Shannon Stelling, and Nick Hostert were present. Steve Brown, Building and Grounds Director was also present.

1.B. Excused/Unexcused Board Members

2. Pledge of Allegiance

The Pledge of Allegiance was recited.

3. Approve Meeting Agenda

Motion Passed: A motion to approve the meeting agenda, passed with a motion by Delight Becker and a second by Jim Sibbel.

6 Yeas - 0 Nays. Voting Yea: Delight Becker, Ellen Boshart, Jim Gotschall, Amy Jo Rowse, Jim Sibbel and Tom Stepp.

4. Approve Minutes of Previous Meeting(s)

Motion Passed: A motion to approve the minutes of the previous meeting, September 12, 2016, passed with a motion by Ellen Boshart and a second by Tom Stepp.

6 Yeas - 0 Nays. Voting Yea: Delight Becker, Ellen Boshart, Jim Gotschall, Amy Jo Rowse, Jim Sibbel and Tom Stepp.

5. Reception of Visitors

Visitors were welcomed and informed that this meeting was in compliance with the Nebraska Open Meetings Act.

6. Oral and Written Communications

7. Old Business

7.A. Policy #201.02 Board Membership - Elections and Appointments

Motion Passed: Motion to move Policy #201.02 Board Membership - Elections and Appointments to second reading, passed with a motion by Delight Becker and a second by Jim Sibbel.

6 Yeas - 0 Nays. Voting Yea: Delight Becker, Ellen Boshart, Jim Gotschall, Amy Jo Rowse, Jim Sibbel and Tom Stepp.

7.B. Superintendent Evaluation

Board members were supplied with a summary of the evaluation to review. The opportunity to enter closed session was available if any board member wished to review the evaluation in closed session. There wasn't any interest in going into closed session.

7.B.I. Closed Session

No action necessary.

8. New Business

8.A. Elementary PBiS Presentation

Elementary PBiS members, Principal, Dan Woodle, teachers, Jody Fox and Lynae Hilker and Developing Eagles Director, Deb Sawyer, shared with the board the process and procedures being implemented at the Elementary School to teach and promote positive behaviors and to track and record behavior among the students.

8.B. Greenhouse Project Bids

Motion Passed: Motion to authorize Superintendent Shane to accept the bids for the educational greenhouse within the parameters set by the FFA Boosters and the grant, passed with a motion by Jim Sibbel and a second by Amy Jo Rowse.

6 Yeas - 0 Nays. Voting Yea: Delight Becker, Ellen Boshart, Jim Gotschall, Amy Jo Rowse, Jim Sibbel and Tom Stepp.

8.C. Snow Removal Bids

Motion Passed: Motion to accept Emme's bid for snow removal for the 2016-17 school year, passed with a motion by Delight Becker and a second by Amy Jo Rowse.

6 Yeas - 0 Nays. Voting Yea: Delight Becker, Ellen Boshart, Jim Gotschall, Amy Jo Rowse, Jim Sibbel and Tom Stepp.

8.D. Recognition of the O'Neill Education Association

Motion Passed: Motion to recognize the O'Neill Education Association as the exclusive bargaining agent for the 2018-19 negotiations, passed with a motion by Ellen Boshart and a second by Delight Becker.

6 Yeas - 0 Nays. Voting Yea: Delight Becker, Ellen Boshart, Jim Gotschall, Amy Jo Rowse, Jim Sibbel and Tom Stepp.

8.E. Option Enrollment Report

No action necessary.

9. Administrative Reports

Administrative reports were presented.

10. Bills and Claims and Payroll Report

Motion Passed: A motion to approve the bills and claims, and accept the payroll report, passed with a motion by Amy Jo Rowse and a second by Ellen Boshart.

5 Yeas - 0 Nays - 1 Abstained. Voting Yea: Delight Becker, Ellen Boshart, Jim Gotschall, Amy Jo Rowse, and Jim Sibbel. Abstaining: Tom Stepp.

11. Adjournment

Motion Passed: A motion to adjourn at 8:08 pm passed with a motion by Amy Jo Rowse and a second by Ellen Boshart.

6 Yeas - 0 Nays. Voting Yea: Delight Becker, Ellen Boshart, Jim Gotschall, Amy Jo Rowse, Jim Sibbel and Tom Stepp.



Kathleen Marvin
School Board Secretary Holt Co. Dist. #7

Gallup Student Poll

Engaged Today — Ready for Tomorrow

O'NEILL PUBLIC SCHOOLS

FALL 2016 SCORECARD

INTRODUCTION

The Gallup Student Poll is a 24-question survey that measures the engagement, hope, entrepreneurial aspiration and career/financial literacy of students in grades five through 12. The Gallup Student Poll includes noncognitive metrics with links to student success. This scorecard reflects results from surveys completed in U.S. public schools.




Engagement: The involvement in and enthusiasm for school.



Hope: The ideas and energy students have for the future.



Entrepreneurial Aspiration: The talent and energy for building businesses that survive, thrive and employ others.



Career/Financial Literacy: The information, attitudes and behaviors that students need to practice for healthy participation in the economy.

This document contains proprietary research, copyrighted materials and literary property of Gallup, Inc. Gallup® is a trademark of Gallup, Inc.

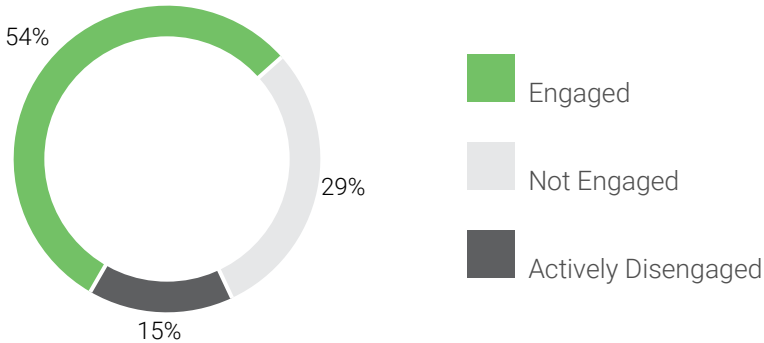


Engagement

The involvement in and enthusiasm for school.

ENGAGEMENT INDEX*

N=391



ENGAGEMENT GRANDMEAN

	Your District		U.S. Overall
	2015	2016	2016
Overall	4.01	4.01	3.88
At this school, I get to do what I do best every day.	3.64	3.66	3.57
My teachers make me feel my schoolwork is important.	4.00	4.14	4.02
I feel safe in this school.	4.23	4.15	3.89
I have fun at school.	3.41	3.45	3.49
I have a best friend at school.	4.50	4.58	4.38
In the last seven days, someone has told me I have done good work at school.	3.90	3.89	3.63
In the last seven days, I have learned something interesting at school.	4.04	4.01	3.90
The adults at my school care about me.	4.07	4.14	3.86
I have at least one teacher who makes me excited about the future.	4.15	4.20	4.11

GRANDMEAN BY GRADE

5th	6th	7th	8th	9th	10th	11th	12th
4.45	4.06	4.10	4.22	3.82	3.70	3.84	3.83

ITEM RESPONSES

	TOTAL N	%1	%2	%3	%4	%5
		Strongly Disagree	Strongly Agree			
At this school, I get to do what I do best every day.	392	4	8	27	37	22
My teachers make me feel my schoolwork is important.	396	2	6	13	30	47
I feel safe in this school.	398	2	4	13	33	45
I have fun at school.	400	9	12	27	26	24
I have a best friend at school.	397	2	3	6	9	78
In the last seven days, someone has told me I have done good work at school.	389	9	8	13	19	48
In the last seven days, I have learned something interesting at school.	395	5	4	17	29	43
The adults at my school care about me.	382	3	4	14	30	47
I have at least one teacher who makes me excited about the future.	389	3	6	12	23	54

*A minimum n size of 100 is required for full index results and an n size of 30 for percentage engaged only results.

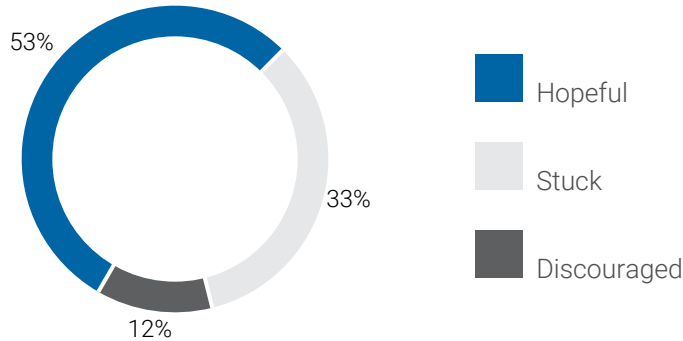


Hope

The ideas and energy students have for the future.

HOPE INDEX*

N=384



HOPE GRANDMEAN

	Your District		U.S. Overall
	2015	2016	2016
Overall	4.32	4.31	4.24
I know I will graduate from high school.	4.76	4.73	4.68
I have a great future ahead of me.	4.50	4.50	4.44
I can think of many ways to get good grades.	4.30	4.29	4.20
I have many goals.	4.31	4.31	4.22
I can find many ways around problems.	4.03	4.05	3.91
I have a mentor who encourages my development.	3.71	3.47	3.50
I know I will find a good job in the future.	4.45	4.50	4.41

GRANDMEAN BY GRADE

5th	6th	7th	8th	9th	10th	11th	12th
4.45	4.18	4.33	4.35	4.33	4.07	4.33	4.42

ITEM RESPONSES

	TOTAL N	%1	%2	%3	%4	%5
		Strongly Disagree			Strongly Agree	
I know I will graduate from high school.	386	0	1	3	15	79
I have a great future ahead of me.	381	1	1	8	24	64
I can think of many ways to get good grades.	396	0	4	11	33	50
I have many goals.	400	2	3	12	28	54
I can find many ways around problems.	398	1	3	20	37	36
I have a mentor who encourages my development.	373	12	12	21	21	31
I know I will find a good job in the future.	379	0	2	6	24	64

*A minimum n size of 100 is required for full index results and an n size of 30 for percentage hopeful only results.



Entrepreneurial Aspiration

The talent and energy for building businesses that survive, thrive and employ others.

N=288

ENTREPRENEURIAL ASPIRATION GRANDMEAN	Your District		U.S. Overall
	2015	2016	2016
Overall	2.55	2.51	2.42
I will invent something that changes the world.	2.78	2.62	2.72
I plan to start my own business.	3.01	3.05	3.02
I am learning how to start and run a business.	2.72	2.66	2.39
I have my own business now.	1.61	1.67	1.55

GRANDMEAN BY GRADE

5th	6th	7th	8th	9th	10th	11th	12th
2.74	2.43	2.21	2.38	2.53	2.32	2.29	3.15

ITEM RESPONSES

	TOTAL N	%1	%2	%3	%4	%5
		Strongly Disagree			Strongly Agree	
I will invent something that changes the world.	312	26	24	22	14	12
I plan to start my own business.	348	18	19	22	15	23
I am learning how to start and run a business.	378	28	19	23	15	13
I have my own business now.	386	72	8	7	3	8



Career/Financial Literacy

The information, attitudes and behaviors that students need to practice for healthy participation in the economy.

N=356

CAREER/FINANCIAL LITERACY GRANDMEAN	Your District		U.S. Overall
	2015	2016	2016
Overall	3.94	3.79	3.31
I have a paying job now.	3.14	2.93	2.11
I am learning how to save and spend money.	4.04	3.95	3.76
I have a bank account with money in it.	3.90	3.60	3.22
I am involved in at least one activity, such as a club, music, sports or volunteering.	4.60	4.51	4.11

GRANDMEAN BY GRADE

5th	6th	7th	8th	9th	10th	11th	12th
3.64	3.61	3.29	3.28	3.72	3.96	4.23	4.43

ITEM RESPONSES

	TOTAL N	%1	%2	%3	%4	%5
		Strongly Disagree			Strongly Agree	
I have a paying job now.	394	37	8	11	10	32
I am learning how to save and spend money.	393	6	7	17	22	46
I have a bank account with money in it.	369	27	5	4	7	55
I am involved in at least one activity, such as a club, music, sports or volunteering.	395	7	2	4	4	81

ITEMS BY GRADE

	Your District							
	5th	6th	7th	8th	9th	10th	11th	12th
ENGAGEMENT GRANDMEAN BY GRADE	4.45	4.06	4.10	4.22	3.82	3.70	3.84	3.83
At this school, I get to do what I do best every day.	3.89	3.59	3.80	3.80	3.38	3.64	3.58	3.58
My teachers make me feel my schoolwork is important.	4.64	4.32	4.20	4.41	3.89	3.88	3.78	3.94
I feel safe in this school.	4.70	4.18	4.20	4.33	3.89	3.81	4.18	3.85
I have fun at school.	4.14	3.57	3.45	3.61	3.20	2.92	3.22	3.33
I have a best friend at school.	4.82	4.63	4.53	4.80	4.70	4.34	4.56	4.25
In the last seven days, someone has told me I have done good work at school.	4.11	4.00	4.06	4.14	4.00	3.70	3.48	3.60
In the last seven days, I have learned something interesting at school.	4.48	4.00	4.04	4.40	3.93	3.38	3.88	3.98
The adults at my school care about me.	4.62	4.31	4.25	4.45	3.79	3.65	3.96	4.02
I have at least one teacher who makes me excited about the future.	4.62	4.20	4.43	4.17	4.02	4.06	3.94	4.04
HOPE GRANDMEAN BY GRADE	4.45	4.18	4.33	4.35	4.33	4.07	4.33	4.42
I know I will graduate from high school.	4.74	4.73	4.81	4.71	4.70	4.68	4.72	4.71
I have a great future ahead of me.	4.60	4.39	4.66	4.40	4.60	4.22	4.56	4.55
I can think of many ways to get good grades.	4.45	4.25	4.29	4.32	4.34	4.11	4.24	4.29
I have many goals.	4.50	4.19	4.31	4.23	4.26	4.13	4.38	4.41
I can find many ways around problems.	4.15	3.79	4.02	3.98	4.09	3.98	4.10	4.31
I have a mentor who encourages my development.	4.00	3.18	3.17	3.56	3.45	3.09	3.47	3.78
I know I will find a good job in the future.	4.71	4.42	4.58	4.46	4.45	4.26	4.56	4.54
ENTREPRENEURIAL ASPIRATION GRANDMEAN BY GRADE	2.74	2.43	2.21	2.38	2.53	2.32	2.29	3.15
I will invent something that changes the world.	3.02	2.29	2.54	2.45	2.47	2.37	2.40	3.24
I plan to start my own business.	3.38	3.02	3.09	2.75	2.79	2.86	2.93	3.48
I am learning how to start and run a business.	3.08	2.33	2.06	2.77	2.96	2.45	2.47	3.21
I have my own business now.	1.56	1.75	1.42	1.30	1.73	1.58	1.46	2.54
CAREER/FINANCIAL LITERACY GRANDMEAN BY GRADE	3.64	3.61	3.29	3.28	3.72	3.96	4.23	4.43
I have a paying job now.	2.37	2.38	2.08	1.84	2.62	3.65	4.10	4.48
I am learning how to save and spend money.	4.13	3.88	3.78	3.65	4.11	4.04	3.69	4.33
I have a bank account with money in it.	3.43	3.11	2.94	2.70	3.56	3.87	4.47	4.53
I am involved in at least one activity, such as a club, music, sports	4.53	4.80	4.35	4.77	4.50	4.21	4.60	4.33

- No data available

DEMOGRAPHIC ITEMS

WHAT IS YOUR AGE IN YEARS?*

10 or under	11	12	13	14	15	16	17	18 or over
7%	14%	13%	11%	10%	12%	11%	12%	5%

WHAT IS YOUR GENDER?*

Male	54%
Female	44%
Choose not to answer	1%


AFTER I FINISH HIGH SCHOOL, I WILL MOST LIKELY:

Attend a four-year college or university	54%
Attend a two-year college	13%
Attend training to learn a skill or trade	1%
Enter the military	6%
Work at a paid job	4%
Volunteer or serve on a mission	0%
Take time off	0%
Start my own business	2%
Other	4%
Don't know	11%

*Minimum n size of 30 required to report results.

COMPARED TO MOST STUDENTS, I DO WELL IN SCHOOL.

% Don't Know %1 - Strongly Disagree %5 - Strongly Agree



WHICH OF THE FOLLOWING BEST DESCRIBES THE GRADES YOU GET AT SCHOOL?

Don't Know Poor Average Good Excellent



HOW OFTEN DID YOU MISS SCHOOL LAST YEAR WITHOUT A GOOD REASON OR BECAUSE YOU WERE SICK?

A lot	7%
Some	18%
Not much	55%
None at all	16%
Don't know/Choose not to answer	2%

APPENDIX

SHARING GALLUP STUDENT POLL RESULTS

Gallup encourages schools and districts to share their Gallup Student Poll results with their local community and key stakeholders. Below are some guidelines for the public release of school, district and the overall convenience sample data and results.

- You can share the Gallup Student Poll participation results for your school and/or district. The N sizes on the scorecard represent the total number of respondents for your school or district. Your school or district participation rate is based on the total number of eligible students in your school or district. Students in fifth through 12th grade are eligible to participate in the Gallup Student Poll.
- Please include the Gallup Student Poll Methodology and Limitations of Polling. If most eligible students in fifth through 12th grade were polled, the district (or school) may indicate that the data represent a census.
- Please do not compare your school's or district's data to the overall line of data on your scorecard when publicly sharing results. Because the overall data in your school or district report are an aggregate of a convenience sample of all schools and districts that opted to participate in the Gallup Student Poll within that survey year, the data are not representative of the U.S. population of students in fifth through 12th grade and are thereby not fit for data comparisons.
- You can share district or school plans to use the data to inform strategies and focus.

GALLUP STUDENT POLL METHODOLOGY AND LIMITATIONS OF POLLING

The annual Gallup Student Poll is offered at no cost for U.S. schools and districts. The online poll is completed by a convenience sample of schools and districts each fall. Gallup does not randomly select schools participating in the annual Gallup Student Poll or charge or give these schools any incentives beyond receipt of school-specific data. Participation rates vary by school. The poll is conducted during a designated survey period and available during school hours Monday through Friday only. The Gallup Student Poll is administered to students in fifth through 12th grade. The Gallup Student Poll adds additional elements for understanding school success beyond cognitive measures.

The overall data from the annual administration of the Gallup Student Poll may not reflect responses from a nationally representative sample of students. The overall data are not statistically weighted to reflect the U.S. student population; therefore, local schools and districts should use the overall data and scorecards cautiously as a data comparison. School and district data and scorecards provide meaningful data for local comparisons and may inform strategic initiatives and programming, though the results are not generalizable beyond the participating school or district.

Gallup Student Poll

Engaged Today – Ready for Tomorrow

O'NEILL ELEMENTARY SCHOOL

FALL 2016 SCORECARD

INTRODUCTION

The Gallup Student Poll is a 24-question survey that measures the engagement, hope, entrepreneurial aspiration and career/financial literacy of students in grades five through 12. The Gallup Student Poll includes noncognitive metrics with links to student success. This scorecard reflects results from surveys completed in U.S. public schools.




Engagement: The involvement in and enthusiasm for school.



Hope: The ideas and energy students have for the future.



Entrepreneurial Aspiration: The talent and energy for building businesses that survive, thrive and employ others.



Career/Financial Literacy: The information, attitudes and behaviors that students need to practice for healthy participation in the economy.

This document contains proprietary research, copyrighted materials and literary property of Gallup, Inc. Gallup® is a trademark of Gallup, Inc.

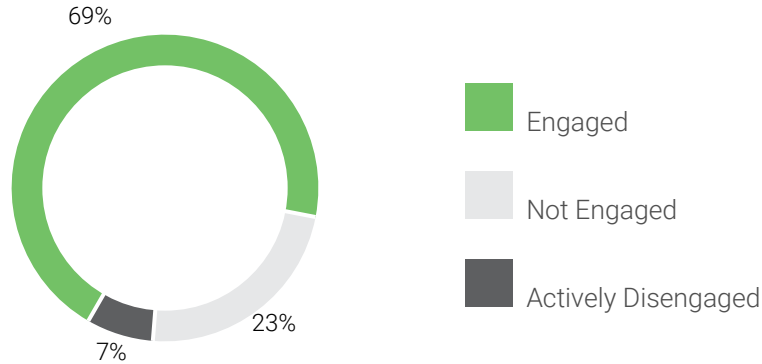


Engagement

The involvement in and enthusiasm for school.

ENGAGEMENT INDEX*

N=108



ENGAGEMENT GRANDMEAN

	Your School		Your District		U.S. Overall
	2015	2016	2015	2016	2016
Overall	4.09	4.26	4.01	4.01	3.88
At this school, I get to do what I do best every day.	3.51	3.73	3.64	3.66	3.57
My teachers make me feel my schoolwork is important.	4.27	4.48	4.00	4.14	4.02
I feel safe in this school.	4.30	4.43	4.23	4.15	3.89
I have fun at school.	3.53	3.85	3.41	3.45	3.49
I have a best friend at school.	4.77	4.73	4.50	4.58	4.38
In the last seven days, someone has told me I have done good work at school.	3.80	4.06	3.90	3.89	3.63
In the last seven days, I have learned something interesting at school.	4.05	4.24	4.04	4.01	3.90
The adults at my school care about me.	4.21	4.46	4.07	4.14	3.86
I have at least one teacher who makes me excited about the future.	4.30	4.40	4.15	4.20	4.11

GRANDMEAN BY GRADE

5th	6th	7th	8th	9th	10th	11th	12th
4.45	4.06	-	-	-	-	-	-

ITEM RESPONSES

	TOTAL N	%1	%2	%3	%4	%5
		Strongly Disagree	Strongly Agree			
At this school, I get to do what I do best every day.	109	3	6	29	33	26
My teachers make me feel my schoolwork is important.	111	0	2	9	20	65
I feel safe in this school.	113	0	3	7	31	57
I have fun at school.	114	1	7	29	24	35
I have a best friend at school.	113	3	0	3	3	88
In the last seven days, someone has told me I have done good work at school.	109	6	7	10	26	49
In the last seven days, I have learned something interesting at school.	109	2	0	17	27	51
The adults at my school care about me.	108	0	2	9	23	63
I have at least one teacher who makes me excited about the future.	109	0	4	11	20	63

*A minimum n size of 100 is required for full index results and an n size of 30 for percentage engaged only results.

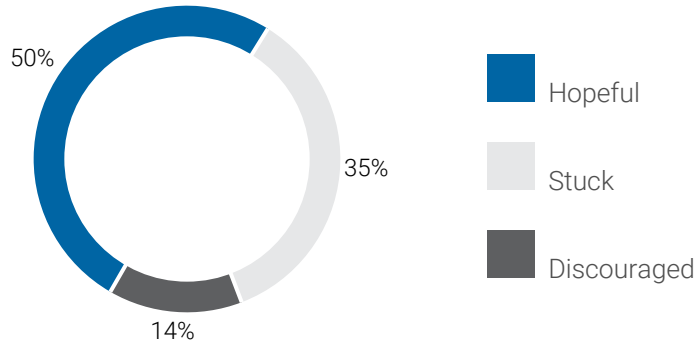


Hope

The ideas and energy students have for the future.

HOPE INDEX*

N=106



HOPE GRANDMEAN

	Your School		Your District		U.S. Overall
	2015	2016	2015	2016	2016
Overall	4.32	4.33	4.32	4.31	4.24
I know I will graduate from high school.	4.65	4.73	4.76	4.73	4.68
I have a great future ahead of me.	4.41	4.50	4.50	4.50	4.44
I can think of many ways to get good grades.	4.17	4.35	4.30	4.29	4.20
I have many goals.	4.13	4.35	4.31	4.31	4.22
I can find many ways around problems.	3.90	3.96	4.03	4.05	3.91
I have a mentor who encourages my development.	4.00	3.60	3.71	3.47	3.50
I know I will find a good job in the future.	4.49	4.57	4.45	4.50	4.41

GRANDMEAN BY GRADE

5th	6th	7th	8th	9th	10th	11th	12th
4.45	4.18	-	-	-	-	-	-

ITEM RESPONSES

	TOTAL N	%1	%2	%3	%4	%5
		Strongly Disagree	Strongly Agree			
I know I will graduate from high school.	105	0	0	2	18	78
I have a great future ahead of me.	107	0	1	6	31	59
I can think of many ways to get good grades.	112	0	4	10	30	54
I have many goals.	113	1	1	13	26	56
I can find many ways around problems.	111	1	2	25	37	32
I have a mentor who encourages my development.	100	13	8	20	24	35
I know I will find a good job in the future.	111	0	3	4	23	68

*A minimum n size of 100 is required for full index results and an n size of 30 for percentage hopeful only results.



Entrepreneurial Aspiration

The talent and energy for building businesses that survive, thrive and employ others.

N=72

ENTREPRENEURIAL ASPIRATION GRANDMEAN	Your School		Your District		U.S. Overall
	2015	2016	2015	2016	2016
Overall	2.44	2.60	2.55	2.51	2.42
I will invent something that changes the world.	2.72	2.71	2.78	2.62	2.72
I plan to start my own business.	3.07	3.21	3.01	3.05	3.02
I am learning how to start and run a business.	2.34	2.70	2.72	2.66	2.39
I have my own business now.	1.63	1.66	1.61	1.67	1.55

GRANDMEAN BY GRADE

5th	6th	7th	8th	9th	10th	11th	12th
2.74	2.43	-	-	-	-	-	-

ITEM RESPONSES

ITEM RESPONSES	TOTAL N	%1	%2	%3	%4	%5
		Strongly Disagree			Strongly Agree	
I will invent something that changes the world.	82	28	19	18	21	12
I plan to start my own business.	96	15	18	22	14	28
I am learning how to start and run a business.	103	32	16	15	21	14
I have my own business now.	105	72	7	9	2	7



Career/Financial Literacy

The information, attitudes and behaviors that students need to practice for healthy participation in the economy.

N=89

CAREER/FINANCIAL LITERACY GRANDMEAN	Your School		Your District		U.S. Overall
	2015	2016	2015	2016	2016
Overall	3.51	3.63	3.94	3.79	3.31
I have a paying job now.	2.21	2.38	3.14	2.93	2.11
I am learning how to save and spend money.	4.01	4.00	4.04	3.95	3.76
I have a bank account with money in it.	3.39	3.27	3.90	3.60	3.22
I am involved in at least one activity, such as a club, music, sports or volunteering.	4.47	4.67	4.60	4.51	4.11

GRANDMEAN BY GRADE

5th	6th	7th	8th	9th	10th	11th	12th
3.64	3.61	-	-	-	-	-	-

ITEM RESPONSES

ITEM RESPONSES	TOTAL N	%1	%2	%3	%4	%5
		Strongly Disagree	Strongly Agree			
I have a paying job now.	112	48	10	13	10	16
I am learning how to save and spend money.	111	5	9	14	19	50
I have a bank account with money in it.	93	36	5	3	4	50
I am involved in at least one activity, such as a club, music, sports or volunteering.	111	4	0	4	3	86

ITEMS BY GRADE

	Your School							
	5th	6th	7th	8th	9th	10th	11th	12th
ENGAGEMENT GRANDMEAN BY GRADE	4.45	4.06	-	-	-	-	-	-
At this school, I get to do what I do best every day.	3.89	3.59	-	-	-	-	-	-
My teachers make me feel my schoolwork is important.	4.64	4.32	-	-	-	-	-	-
I feel safe in this school.	4.70	4.18	-	-	-	-	-	-
I have fun at school.	4.14	3.57	-	-	-	-	-	-
I have a best friend at school.	4.82	4.63	-	-	-	-	-	-
In the last seven days, someone has told me I have done good work at school.	4.11	4.00	-	-	-	-	-	-
In the last seven days, I have learned something interesting at school.	4.48	4.00	-	-	-	-	-	-
The adults at my school care about me.	4.62	4.31	-	-	-	-	-	-
I have at least one teacher who makes me excited about the future.	4.62	4.20	-	-	-	-	-	-
HOPE GRANDMEAN BY GRADE	4.45	4.18	-	-	-	-	-	-
I know I will graduate from high school.	4.74	4.73	-	-	-	-	-	-
I have a great future ahead of me.	4.60	4.39	-	-	-	-	-	-
I can think of many ways to get good grades.	4.45	4.25	-	-	-	-	-	-
I have many goals.	4.50	4.19	-	-	-	-	-	-
I can find many ways around problems.	4.15	3.79	-	-	-	-	-	-
I have a mentor who encourages my development.	4.00	3.18	-	-	-	-	-	-
I know I will find a good job in the future.	4.71	4.42	-	-	-	-	-	-
ENTREPRENEURIAL ASPIRATION GRANDMEAN BY GRADE	2.74	2.43	-	-	-	-	-	-
I will invent something that changes the world.	3.02	2.29	-	-	-	-	-	-
I plan to start my own business.	3.38	3.02	-	-	-	-	-	-
I am learning how to start and run a business.	3.08	2.33	-	-	-	-	-	-
I have my own business now.	1.56	1.75	-	-	-	-	-	-
CAREER/FINANCIAL LITERACY GRANDMEAN BY GRADE	3.64	3.61	-	-	-	-	-	-
I have a paying job now.	2.37	2.38	-	-	-	-	-	-
I am learning how to save and spend money.	4.13	3.88	-	-	-	-	-	-
I have a bank account with money in it.	3.43	3.11	-	-	-	-	-	-
I am involved in at least one activity, such as a club, music, sports	4.53	4.80	-	-	-	-	-	-

- No data available

APPENDIX

SHARING GALLUP STUDENT POLL RESULTS

Gallup encourages schools and districts to share their Gallup Student Poll results with their local community and key stakeholders. Below are some guidelines for the public release of school, district and the overall convenience sample data and results.

- You can share the Gallup Student Poll participation results for your school and/or district. The N sizes on the scorecard represent the total number of respondents for your school or district. Your school or district participation rate is based on the total number of eligible students in your school or district. Students in fifth through 12th grade are eligible to participate in the Gallup Student Poll.
- Please include the Gallup Student Poll Methodology and Limitations of Polling. If most eligible students in fifth through 12th grade were polled, the district (or school) may indicate that the data represent a census.
- Please do not compare your school's or district's data to the overall line of data on your scorecard when publicly sharing results. Because the overall data in your school or district report are an aggregate of a convenience sample of all schools and districts that opted to participate in the Gallup Student Poll within that survey year, the data are not representative of the U.S. population of students in fifth through 12th grade and are thereby not fit for data comparisons.
- You can share district or school plans to use the data to inform strategies and focus.

GALLUP STUDENT POLL METHODOLOGY AND LIMITATIONS OF POLLING

The annual Gallup Student Poll is offered at no cost for U.S. schools and districts. The online poll is completed by a convenience sample of schools and districts each fall. Gallup does not randomly select schools participating in the annual Gallup Student Poll or charge or give these schools any incentives beyond receipt of school-specific data. Participation rates vary by school. The poll is conducted during a designated survey period and available during school hours Monday through Friday only. The Gallup Student Poll is administered to students in fifth through 12th grade. The Gallup Student Poll adds additional elements for understanding school success beyond cognitive measures.

The overall data from the annual administration of the Gallup Student Poll may not reflect responses from a nationally representative sample of students. The overall data are not statistically weighted to reflect the U.S. student population; therefore, local schools and districts should use the overall data and scorecards cautiously as a data comparison. School and district data and scorecards provide meaningful data for local comparisons and may inform strategic initiatives and programming, though the results are not generalizable beyond the participating school or district.

Gallup Student Poll

Engaged Today — Ready for Tomorrow

O'NEILL HIGH SCHOOL

FALL 2016 SCORECARD

INTRODUCTION

The Gallup Student Poll is a 24-question survey that measures the engagement, hope, entrepreneurial aspiration and career/financial literacy of students in grades five through 12. The Gallup Student Poll includes noncognitive metrics with links to student success. This scorecard reflects results from surveys completed in U.S. public schools.




Engagement: The involvement in and enthusiasm for school.



Hope: The ideas and energy students have for the future.



Entrepreneurial Aspiration: The talent and energy for building businesses that survive, thrive and employ others.



Career/Financial Literacy: The information, attitudes and behaviors that students need to practice for healthy participation in the economy.

This document contains proprietary research, copyrighted materials and literary property of Gallup, Inc. Gallup® is a trademark of Gallup, Inc.

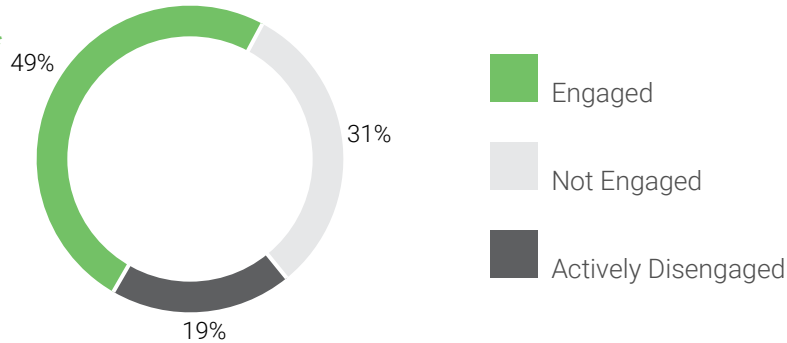


Engagement

The involvement in and enthusiasm for school.

ENGAGEMENT INDEX*

N=283



ENGAGEMENT GRANDMEAN

	Your School		Your District		U.S. Overall
	2015	2016	2015	2016	2016
Overall	3.96	3.92	4.01	4.01	3.88
At this school, I get to do what I do best every day.	3.70	3.63	3.64	3.66	3.57
My teachers make me feel my schoolwork is important.	3.87	4.01	4.00	4.14	4.02
I feel safe in this school.	4.20	4.04	4.23	4.15	3.89
I have fun at school.	3.35	3.29	3.41	3.45	3.49
I have a best friend at school.	4.38	4.52	4.50	4.58	4.38
In the last seven days, someone has told me I have done good work at school.	3.94	3.82	3.90	3.89	3.63
In the last seven days, I have learned something interesting at school.	4.03	3.93	4.04	4.01	3.90
The adults at my school care about me.	4.00	4.01	4.07	4.14	3.86
I have at least one teacher who makes me excited about the future.	4.07	4.11	4.15	4.20	4.11

GRANDMEAN BY GRADE

5th	6th	7th	8th	9th	10th	11th	12th
-	-	4.10	4.22	3.82	3.70	3.84	3.83

ITEM RESPONSES

	TOTAL N	%1	%2	%3	%4	%5
		Strongly Disagree	Strongly Agree			
At this school, I get to do what I do best every day.	283	4	9	26	38	21
My teachers make me feel my schoolwork is important.	285	2	7	15	33	40
I feel safe in this school.	285	3	5	16	33	41
I have fun at school.	286	11	14	26	27	19
I have a best friend at school.	284	2	4	7	12	74
In the last seven days, someone has told me I have done good work at school.	280	11	8	15	17	47
In the last seven days, I have learned something interesting at school.	286	5	5	17	30	40
The adults at my school care about me.	274	4	5	16	33	40
I have at least one teacher who makes me excited about the future.	280	4	7	12	24	51

*A minimum n size of 100 is required for full index results and an n size of 30 for percentage engaged only results.

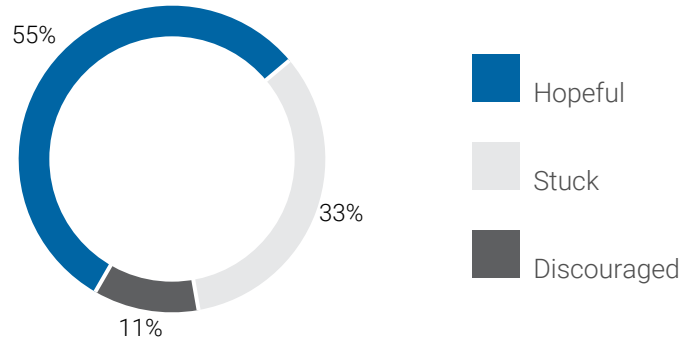


Hope

The ideas and energy students have for the future.

HOPE INDEX*

N=278



HOPE GRANDMEAN

	Your School		Your District		U.S. Overall
	2015	2016	2015	2016	2016
Overall	4.32	4.30	4.32	4.31	4.24
I know I will graduate from high school.	4.81	4.72	4.76	4.73	4.68
I have a great future ahead of me.	4.54	4.50	4.50	4.50	4.44
I can think of many ways to get good grades.	4.36	4.26	4.30	4.29	4.20
I have many goals.	4.39	4.29	4.31	4.31	4.22
I can find many ways around problems.	4.09	4.08	4.03	4.05	3.91
I have a mentor who encourages my development.	3.58	3.42	3.71	3.47	3.50
I know I will find a good job in the future.	4.43	4.48	4.45	4.50	4.41

GRANDMEAN BY GRADE

5th	6th	7th	8th	9th	10th	11th	12th
-	-	4.33	4.35	4.33	4.07	4.33	4.42

ITEM RESPONSES

	TOTAL N	%1	%2	%3	%4	%5
		Strongly Disagree	Strongly Agree			
I know I will graduate from high school.	281	0	1	3	13	80
I have a great future ahead of me.	274	1	1	9	21	66
I can think of many ways to get good grades.	284	1	4	11	34	49
I have many goals.	287	2	3	11	29	53
I can find many ways around problems.	287	1	3	19	37	38
I have a mentor who encourages my development.	273	12	13	22	20	30
I know I will find a good job in the future.	268	1	2	7	25	63

*A minimum n size of 100 is required for full index results and an n size of 30 for percentage hopeful only results.



Entrepreneurial Aspiration

The talent and energy for building businesses that survive, thrive and employ others.

N=216

ENTREPRENEURIAL ASPIRATION GRANDMEAN	Your School		Your District		U.S. Overall
	2015	2016	2015	2016	2016
Overall	2.59	2.48	2.55	2.51	2.42
I will invent something that changes the world.	2.81	2.59	2.78	2.62	2.72
I plan to start my own business.	2.99	3.00	3.01	3.05	3.02
I am learning how to start and run a business.	2.89	2.65	2.72	2.66	2.39
I have my own business now.	1.61	1.67	1.61	1.67	1.55

GRANDMEAN BY GRADE

5th	6th	7th	8th	9th	10th	11th	12th
-	-	2.21	2.38	2.53	2.32	2.29	3.15

ITEM RESPONSES

	TOTAL N	%1	%2	%3	%4	%5
		Strongly Disagree			Strongly Agree	
I will invent something that changes the world.	230	26	25	23	12	12
I plan to start my own business.	252	19	19	22	16	21
I am learning how to start and run a business.	275	26	20	26	12	13
I have my own business now.	281	71	9	6	3	8



Career/Financial Literacy

The information, attitudes and behaviors that students need to practice for healthy participation in the economy.

N=267

CAREER/FINANCIAL LITERACY GRANDMEAN	Your School		Your District		U.S. Overall
	2015	2016	2015	2016	2016
Overall	4.12	3.84	3.94	3.79	3.31
I have a paying job now.	3.59	3.16	3.14	2.93	2.11
I am learning how to save and spend money.	4.06	3.94	4.04	3.95	3.76
I have a bank account with money in it.	4.14	3.71	3.90	3.60	3.22
I am involved in at least one activity, such as a club, music, sports or volunteering.	4.66	4.45	4.60	4.51	4.11

GRANDMEAN BY GRADE

5th	6th	7th	8th	9th	10th	11th	12th
-	-	3.29	3.28	3.72	3.96	4.23	4.43

ITEM RESPONSES

ITEM RESPONSES	TOTAL N	%1	%2	%3	%4	%5
		Strongly Disagree	Strongly Agree			
I have a paying job now.	282	32	7	10	9	39
I am learning how to save and spend money.	282	6	6	18	23	44
I have a bank account with money in it.	276	23	5	4	8	57
I am involved in at least one activity, such as a club, music, sports or volunteering.	284	8	2	4	5	79

ITEMS BY GRADE

	Your School							
	5th	6th	7th	8th	9th	10th	11th	12th
ENGAGEMENT GRANDMEAN BY GRADE	-	-	4.10	4.22	3.82	3.70	3.84	3.83
At this school, I get to do what I do best every day.	-	-	3.80	3.80	3.38	3.64	3.58	3.58
My teachers make me feel my schoolwork is important.	-	-	4.20	4.41	3.89	3.88	3.78	3.94
I feel safe in this school.	-	-	4.20	4.33	3.89	3.81	4.18	3.85
I have fun at school.	-	-	3.45	3.61	3.20	2.92	3.22	3.33
I have a best friend at school.	-	-	4.53	4.80	4.70	4.34	4.56	4.25
In the last seven days, someone has told me I have done good work at school.	-	-	4.06	4.14	4.00	3.70	3.48	3.60
In the last seven days, I have learned something interesting at school.	-	-	4.04	4.40	3.93	3.38	3.88	3.98
The adults at my school care about me.	-	-	4.25	4.45	3.79	3.65	3.96	4.02
I have at least one teacher who makes me excited about the future.	-	-	4.43	4.17	4.02	4.06	3.94	4.04
HOPE GRANDMEAN BY GRADE	-	-	4.33	4.35	4.33	4.07	4.33	4.42
I know I will graduate from high school.	-	-	4.81	4.71	4.70	4.68	4.72	4.71
I have a great future ahead of me.	-	-	4.66	4.40	4.60	4.22	4.56	4.55
I can think of many ways to get good grades.	-	-	4.29	4.32	4.34	4.11	4.24	4.29
I have many goals.	-	-	4.31	4.23	4.26	4.13	4.38	4.41
I can find many ways around problems.	-	-	4.02	3.98	4.09	3.98	4.10	4.31
I have a mentor who encourages my development.	-	-	3.17	3.56	3.45	3.09	3.47	3.78
I know I will find a good job in the future.	-	-	4.58	4.46	4.45	4.26	4.56	4.54
ENTREPRENEURIAL ASPIRATION GRANDMEAN BY GRADE	-	-	2.21	2.38	2.53	2.32	2.29	3.15
I will invent something that changes the world.	-	-	2.54	2.45	2.47	2.37	2.40	3.24
I plan to start my own business.	-	-	3.09	2.75	2.79	2.86	2.93	3.48
I am learning how to start and run a business.	-	-	2.06	2.77	2.96	2.45	2.47	3.21
I have my own business now.	-	-	1.42	1.30	1.73	1.58	1.46	2.54
CAREER/FINANCIAL LITERACY GRANDMEAN BY GRADE	-	-	3.29	3.28	3.72	3.96	4.23	4.43
I have a paying job now.	-	-	2.08	1.84	2.62	3.65	4.10	4.48
I am learning how to save and spend money.	-	-	3.78	3.65	4.11	4.04	3.69	4.33
I have a bank account with money in it.	-	-	2.94	2.70	3.56	3.87	4.47	4.53
I am involved in at least one activity, such as a club, music, sports	-	-	4.35	4.77	4.50	4.21	4.60	4.33

- No data available

APPENDIX

SHARING GALLUP STUDENT POLL RESULTS

Gallup encourages schools and districts to share their Gallup Student Poll results with their local community and key stakeholders. Below are some guidelines for the public release of school, district and the overall convenience sample data and results.

- You can share the Gallup Student Poll participation results for your school and/or district. The N sizes on the scorecard represent the total number of respondents for your school or district. Your school or district participation rate is based on the total number of eligible students in your school or district. Students in fifth through 12th grade are eligible to participate in the Gallup Student Poll.
- Please include the Gallup Student Poll Methodology and Limitations of Polling. If most eligible students in fifth through 12th grade were polled, the district (or school) may indicate that the data represent a census.
- Please do not compare your school's or district's data to the overall line of data on your scorecard when publicly sharing results. Because the overall data in your school or district report are an aggregate of a convenience sample of all schools and districts that opted to participate in the Gallup Student Poll within that survey year, the data are not representative of the U.S. population of students in fifth through 12th grade and are thereby not fit for data comparisons.
- You can share district or school plans to use the data to inform strategies and focus.

GALLUP STUDENT POLL METHODOLOGY AND LIMITATIONS OF POLLING

The annual Gallup Student Poll is offered at no cost for U.S. schools and districts. The online poll is completed by a convenience sample of schools and districts each fall. Gallup does not randomly select schools participating in the annual Gallup Student Poll or charge or give these schools any incentives beyond receipt of school-specific data. Participation rates vary by school. The poll is conducted during a designated survey period and available during school hours Monday through Friday only. The Gallup Student Poll is administered to students in fifth through 12th grade. The Gallup Student Poll adds additional elements for understanding school success beyond cognitive measures.

The overall data from the annual administration of the Gallup Student Poll may not reflect responses from a nationally representative sample of students. The overall data are not statistically weighted to reflect the U.S. student population; therefore, local schools and districts should use the overall data and scorecards cautiously as a data comparison. School and district data and scorecards provide meaningful data for local comparisons and may inform strategic initiatives and programming, though the results are not generalizable beyond the participating school or district.

PRESCHOOL NEWS

Mrs. McIntosh | chelseamcintosh@oneillschools.org | Elem. Office 336-1400

What Have we Been Working On?

This week, we have been learning about what the trees look like in our neighborhood. We started the week off by going on a walk outside near our school. We took our classroom iPads with us and each student was able to take pictures of the different trees they saw. It was a fun way to discover the variety of colors, sizes and kinds of trees around our school. Students learned that some trees lose their leaves and some do not. Deciduous trees lose their leaves each year while coniferous trees do not. I brought in different tree parts for the students to paint and use their imagination to turn into works of art. Be sure to come in and see their masterpieces displayed in our classroom! We also read the story Owl Babies and discussed how owls often make their homes inside of old tree trunks. Students learned how owls use 4 of their amazing abilities to capture their food to eat: vision at night, keen hearing, quite flight and strong talons.

Upcoming Events/Reminders:

November 14th- Happy Birthday Marabella

November 17th- Friends & Family Feast 6:30pm-7:30pm

November 23rd-25th No Preschool

Happy Thanksgiving!

November 28th- Happy Birthday Brody



Literacy Focus this Week

The literacy focus this week was looking at our friends names and learning that we all have a variety of letters that make up our names. We also talked about the first sounds of each name and how we can figure out whose name it is by thinking about the sounds we hear. Children worked with Mrs. Williamson to use the upper and lowercase letter stamps to spell their name, friends names and members of their family.

Technology Focus this Week

It was so fun taking technology outdoors this week! Students really enjoyed taking pictures of the different trees they discovered on our neighborhood walk. We will print the TONS of pictures taken and create a neighborhood tree book for the children to look at and share in our classroom.

Friends & Family Feast

I will be asking for families to sign up to bring either a side dish, salad or a dessert to share during our Family & Friends Feast.

Please be sure to invite your family members as I hope to make this a big celebration of our Preschool year so far!



NOV
17



FRIENDS & FAMILY FEAST

**Elementary Commons Area
6:30pm-7:30pm**

Let's come together in a great celebration of good food and great company! We will be celebrating the friends we have made along the way so far this year in preschool and enjoying some time together during our Friends & Family Feast.

**PLEASE RSVP WITH THE NUMBER OF FAMILY MEMBERS
ATTENDING SO I CAN PLAN ACCORDINGLY.
CHELSEAMCINTOSH@ONEILLSCHOOLS.ORG**

*Your kind expression of sympathy
is deeply appreciated
and gratefully acknowledged*

Thanks to all of you for
the thoughts and prayers during
the loss of my dad. It is
great to work with such
caring people! Thank you,
Maureen Pischel

Section 200 – School Board

Legal Status of the School Board

Board Membership – Elections and Appointments

File: 201.02

The biennial school election takes place on the first Tuesday after the first Monday in November. Terms shall be staggered so that at least three board members are elected at each general election. Members of the board will be elected at large.

Incumbents must file for election at the Office of the County Clerk, Holt County, by February 15 prior to the date of the primary election. All other candidates must file for election by March 1 prior to the date of the primary election.

If a vacancy occurs on the board it may be ~~temporarily~~ filled ~~by appointment~~ within 45 days by appointment of a qualified registered voter ~~the vacancy~~ by the remaining members of the board for the remainder of the unexpired term. ~~The remainder of the unexpired term shall be filled by the normal board member election process in the next general election.~~ If the board does not fill the vacancy by appointment, the vacancy may be filled by election at a special election or school district meeting called for that purpose. If a majority of the offices of the school board members are vacant, the Secretary of State will call a special school district election to fill the vacancies.

Legal Reference: Neb. Statute 32-501 et seq.

REQUEST FOR EARLY GRADUATION

Student and Parent:

Your student has indicated an interest in early graduation. A student who wishes to graduate early must meet all graduation requirements and return this form, which includes parent approval, to the guidance office. The student will meet with the superintendent and the secondary principal to discuss his or her reasons for requesting to graduate early, the advantages and disadvantages, and the school's policies affecting early graduation. Parents are welcome to attend this meeting.

If graduation requirements have been met, the superintendent will forward the student's request and parent permission to the board of education for its approval. The student and their parents will be notified of the board's decision following the monthly board meeting.

In regard to graduating early, students and parents need to realize the following:

1. Student will receive their diploma during the January school board meeting, or they can pick their diploma up at the high school at the end of the first week of the second semester.
2. Student will not be allowed to participate in any further school activities, including the prom or commencement exercise held for their classmates.
3. Student will be counted as a graduated senior for that school year, but will not be included in the final class rank.

REQUEST FOR EARLY GRADUATION: 2016 SCHOOL YEAR

Name of Student: Tallie Foutch Date: 11/10/16

Name of Parent(s): Carl Foutch Date: 11/10/16

Address: 531 e. Clay st. Appt. 2 Phone: 402-925-8033

Courses needed to graduate: English (10 credits), Social Sciences (20 credits)

Early graduation plans: I plan on getting an early start on my college education

(Continue on Back if needed)

Parent Signature:  Date: 11/10/16

Student Signature:  Date: 11/10/16

Signing above does not obligate the student to fulfill these plans. Students who initially indicate an interest in graduating early often change their minds. If this occurs, the school will gladly reregister them for the second semester of their senior year.

Administrative and School Board: _____ Approved Early Graduation _____ Denied Early Graduation

Administrative Signature: _____ Date: _____



Kathy Marvin <kathymarvin@oneillschools.org>

Fwd: File Review and Destruction

1 message

AMY SHANE <amyshane@oneillschools.org>
To: Kathy Marvin <kathymarvin@oneillschools.org>

Fri, Nov 11, 2016 at 8:33 AM

Amy Shane
Superintendent, O'Neill Public Schools
Box 230
O'Neill, NE 68763
[\(402\)336-3775](tel:(402)336-3775)

Includer, Strategic, Positivity, Achiever, Maximizer

----- Forwarded message -----

From: **Shari Russell** <shari@ksbschoollaw.com>
Date: Tue, Nov 1, 2016 at 12:25 PM
Subject: File Review and Destruction
To: O'Neill <amyshane@oneillschools.org>

We hope that the school year is going well for you! As all lawyers must do at some point, KSB is reviewing older client files, including files and documents created at Harding & Shultz and now stored at our office. We plan to shred paper files which are more than 5 years old, unless the school wants them returned.

These files include what we've always referred to as a "general file." This is typically the most voluminous file as it includes hand written notes from telephone calls, copies of letters we sent or received in various matters, legal memoranda, printed e-mails, research, and similar documents. In many cases, some of these documents are more than 20 years old. We also open separate files for other matters such as lawsuits, student discipline cases, personnel matters, construction issues, or open meetings complaints.

We have reviewed each of the files we propose to destroy to ensure that there aren't any original documents which the district must keep pursuant to laws like FERPA and the Secretary of State's record retention schedules, or "one-of-a-kind" documents such as deeds, reorganization documents, confidential files, or settlement agreements. If any such documents were found, we will continue to maintain them at our office. We will also keep anything we have which is less than 5 years old.

Since these documents and files we are proposing to dispose relate to matters that were concluded more than 5 years ago, you may not want them. If you select destruction, the files will be destroyed by a method that will preserve client confidentiality. However, we will send them to you at your request. We can make arrangements to return them to you at an upcoming conference, or we can make them available to be picked up at our office.

I would appreciate it if you would let us know the school's preference at your earliest convenience. Keep in mind that you are welcome to come in and review the files to determine if you want to keep them, and you can certainly destroy them yourself (they belong to you) if you want us to provide them to you before you decide.

Please let us know your preference by December 1, 2016. You can simply reply to this email. If you have any questions, please feel free to call or email us. Thank you!

-KSB

Shari Russell, Paralegal
KSB School Law, PC, LLO
Cornhusker Plaza
301 S. 13th Street, Suite 210
Lincoln, NE 68508

11/11/2016

O'Neill Public Schools Mail - Fwd: File Review and Destruction

(402) 804-8000

FAX: (402) 804-8002

shari@ksbschoollaw.com

O'Neill Public Schools

Option Enrollment Report

October, 2016

OPTION IN

Date	Student	Resident District	Current Grade	From:
------	---------	-------------------	---------------	-------

OPTION OUT

Date	Student	Option District	Current Grade	Out To:
10/11/2016	Fisher-Devall, Riley	02-2001	7	Nebraska Unified

CANCELLING OPTION

Date	Student	Attendance (Option Out) or Resident District (Option In)	Current Grade	Reason
10/26/2016	Nicolaus, Jaelynn	45-0239	2	Moved to O'Neill
10/26/2016	Nicolaus, Brody	45-0239	4	Moved to O'Neill
10/26/2016	Nicolaus, Landyn	45-0239	K	Moved to O'Neill
10/26/2016	Nicolaus, Alexis	45-0239	5	Moved to O'Neill

O'NEILL PUBLIC SCHOOLS

Vision Statement
Dream, Believe, Achieve
Empowering Today's Students to be Tomorrow's Leaders

The
O'Neill
Way

Dedication
Dignity
Respect
Class
Courage
Honor
Excellence
Pride

November 11, 2016

Happy Veterans Day!

What a run the football team is having! I'm anxious for tonight's game at Boys Town, it looks like another great night for a win (though a little chillier than the rest of our games)! The finals will be played at Memorial Stadium on Tuesday, November 22nd. If we are fortunate enough to be a part of that game, I think we should cancel school on Wednesday the 23rd. That is the day before Thanksgiving, and is a scheduled early out. Let me know if you don't support that.

We continue to gather signatures needed to put the greenhouse on the city land. We should be getting closer. I will be checking in with Boyd on Monday, as our days to get footings poured may be dwindling. The greenhouse itself is here and ready to go. We will have a contract with Davis Architects ready to sign early next week for the Elementary Roofing project. Our school attorney has been making adjustments and conferring with the company to come up with a satisfactory agreement. It has a not to exceed \$55,000 for services provided on an hourly basis. It is all of our hopes that the project would cost considerably less than this figure.

The school improvement teams have been busy working on action plans for our two AdvancEd goals. The two goals are hanging in the board room, and include implementation of our O'Neill Marzano Instructional Framework and improvement in the area of math operations. Other goals they are working on include improving Text Dependent Analysis writing and the PBIS (Positive Behavior Intervention Strategies) initiative. I am proud of the hard work and considerable thought they are putting into these initiatives to improve learning and atmosphere in our buildings. They are "all in" as Mr. Fisher would say for the students of this district. The math departments are also spending considerable time reviewing resources for purchase to help them improve in that curriculum area.

The negotiations teams have worked to come up with a satisfactory agreement, and they may have an agreement ready for a vote on Monday night. Thanks to those committee members for their hard work.

The Mission of the O'Neill Public Schools is to provide engaging learning experiences in a safe and respectful environment where all students are expected to develop the skills and knowledge necessary to be independent, collaborative, and productive citizens of an ever-changing world.

Delight, Amy, Tom and I will attend the NASB state conference next week. Amy and I are going to attend the pre-conferences on Wednesday as well. Mr. Brown, Mr. Fisher and Mr. Woodle are all attending on Thursday only.

Looking forward to seeing you all on Monday night!

Amy

O'Neill Public School

Box 230 O'Neill, NE 68763

Corey Fisher, High School Principal

e-mail: coreyfisher@oneillschools.org

Phone: (402) 336-1544

Date: November 14, 2016

Re: Board Report (High School)

First Quarter:

- We have completed the 1st quarter of the 2016-2017 school year. You can take great comfort and pride in that there are so many outstanding things happening at OHS and we have a staff that comes to school most every day with a workman mentality. I would be lying if I told you it was all roses every day. However, we work hard to remain focused on the vision of the district. There are more than 330 students enrolled in grades 7-12 and they all matter. As we move into the 2nd quarter we have committed to keeping our focus on School Improvement and doing all we can to maintain a positive and safe environment for students and staff. It has not been nor will it ever be an easy task, but with your support I am confident we will do the right things and focus on doing all we can for all of our kids!

Veterans Day Program:

- Our students and staff participated in the annual community Veterans Day program held at OHS on November 11th. Arnold Hall, Veterans Service Officer was again the MC for this program. The guest speaker was Jacob Kohlman, who is an OHS graduate and current member of the Nebraska Army National Guard. He delivered a great message to the audience. The OHS Choir and the OHS Band performed Patriotic music selections during the program and were outstanding. Gabrielle Scott and Caleigh Miles performed TAPS at the end of the program and did a fantastic job.

Reid's Story:

- Dr. Mark and Joni Adler from Ralston, Nebraska will be visiting our school on December 6th and will speak to our students in grades 7-12. The Adler family lost their son last January as he took his own life. It was determined that their son had been bullied and social media was a big part of the issue. Dr. Mark Adler and his wife believe that their message may help other students. They have spoken to many student and adult groups across Nebraska since last January. I would invite all of you to participate that day with our students.

Mathematics Curriculum:

- The math staff continues to work to select a comprehensive math text book series that will support the OPS Math Curriculum that was aligned to the 2015 Nebraska State Math Standards. Three vendors have been selected to present their products. They are Houghton-Mifflin Harcourt Holt McDougal, Pearson, and Glencoe/McGraw Hill. Final presentations will take place this month and our goal will be to select a program for purchase before January 1. We are a little behind our initial timeline but I am confident and pleased with the work of our math staff at this time.
- Math is also the academic goal for School Improvement for grades 7-12. Our focus will not only be to re-align curriculum and select an updated math program, but also to develop a more comprehensive intervention plan to support those students not performing at grade level.
- Our focus includes some possible changes that we are considering to the 8 period class schedule. Mrs. Corkle and I have met to discuss some preliminary thoughts regarding the 2017-2018 class schedule. This will demand a lot of work and thought. However, if we are to continue to focus on improving student performance in all curricular areas, this is an important piece of that "puzzle".

Impaired/Distracted Driving Program:

- On Tuesday, November 8th and Wednesday, November 9th students in grades 7-12 had the opportunity to participate in an Impaired/Distracted Driving Program led by members of the North Central District Health Department and local law enforcement agencies. Students had the opportunity to participate in simulated driving using pedal cars, sobriety tests and a video where the emphasis was on negative affects of driving under the influence or while texting. This was a great opportunity for our students and something I think was fairly well received. A big thank you to the NCDHD for offering this program for our students.



O'NEILL ELEMENTARY SCHOOL

Dan Woodle, Principal

1700 N. 4th St.

O'Neill, NE 68763

Phone: (402) 336-1400 Fax: (402) 336-2651

School Board Report: November 2016

- Miles of Smiles was held on October 18th to allow our students that were given permission to receive a free dental screening, a fluoride treatment and dental supplies courtesy of the North Central District Health Department. This program is offered to our students twice a year. The second date is scheduled for April 18th.
- Parent Teacher Conferences were held on Wednesday, October 26th. Attendance was slightly lower than previous years' Fall Conferences, with an 85% turnout Kindergarten through 6th Grade. During the previous 3 years attendance percentage was around a 90% turnout during our Fall Parent Teacher Conferences.
- During Parent Teacher Conferences, Mrs. Shane and Mr. Woodle had a table set up in the lunchroom of the elementary school to pass out 1st Quarter Report Cards to students and families. This process was done to ensure we had the opportunity to visit with families that had not completed the E-Registration piece on PowerSchool. This allowed us to get around 100 completed E-Registrations which includes: updated telephone numbers, addresses, emergency contact information and other permissions. We are still seeking completed information for quite a few students.
- Elementary Math Team- The O'Neill Elementary Math team met on Thursday, November 10th and finalized our Mathematics essentials. The essentials are key concepts that will be expected to be mastered by every student when they move on to the next grade level. This work on our essentials is what will drive this team as we work to write our updated Math curriculum and also as we work to preview new math material options and select what works best for our students in the next curriculum cycle. The goal of this group is to have a recommendation to the school board for purchase by the December school board meeting.
- Developing Eagles have harvested their Fall crops in their garden that they had planted a little over a month ago. Those vegetables were then served through the lunchroom to our students. The radishes were a big hit with the 6th grade students when they learned that they were grown in our own Developing Eagles garden. Developing Eagles also partnered with Mrs. Mann's high school class and the Extension Office to do a great presentation/food sampling for our Developing Eagles students of many different Fall crops. The students sampled many different foods such as squash and spinach prepared by Mrs. Mann's class.
- Veteran's Day Program- The Elementary Veteran's Day Program was moved to 8:30 am on Friday, November 11th. The program was very well attended with standing room only. Mrs. Jennings directed a wonderful program as always and our students represented our school in a very positive manner. As a whole, the program was a huge success.

Vision Statement:

Dream, Believe, Achieve: Empowering Today's Students to be Tomorrow's Leaders

Administrative Report for School Board November 14, 2016

Nick Hostert, AD

Activities –

Choir–We had four students submit an all-state music tryout in October and unfortunately no one was selected to the All State Band or Choir. Miss Westerhaus, Mr. Dean and Mrs. Jennings will be traveling to Lincoln to join members from around the state on Nov. 17-19. The first JH/SH choir concert of the year was held in October. Our Choir attended the Mid State Conference clinic/concert where over 250 participants gathered last week. Blair Langan was selected to sing the National Anthem at State Swimming & Diving at Lincoln in February.

Football–The Eagles are 11-0 and picked up big playoff wins over Lakeview and Aquinas Catholic. We won back to back C1-District titles, were one of sixteen teams that qualified for playoffs, and play at Boys Town on Friday night in State Semi-finals. We had good crowds all season long and plenty of great games. Our JV team finished 4-2, Junior High A team and Junior High B team had several full games and some extra quarters. Our football schedules will feature the same regular season opponents in 2017. The Big 10 Conference will be playing some Friday night games over the next 6 years; this could affect attendance at High School games.

Volleyball: The girls finished the season in sub-districts where they lost to Broken Bow. Our varsity team went 8-20, our JV team went 9-7 and C team was 10-5 with some good wins over conference teams. Our JH teams had a competitive season where they found some success and we had a good number of students competing in our elementary volleyball program.

Cross Country: The boy's and girl's teams finished the regular season at Albion competing at the C-3 District meet where our boy's team (Nathaniel Jennings, McCoy Strong, Caden Moore, Cody Watson, Cauy Shaw & Oscar Lopez) finished as runner up!, Their team and Whitney Watson qualified for the state meet, and hope to return again next year

Band - The band traveled to USD and Pierce to compete in marching band competitions this season. The Screaming Eagle band brought home superior ratings at Pierce and finished second at USD to Vermillion SD. Additional Awards- Color Guard was named Most Outstanding at Pierce and at USD.

One-Act Play - Our first performance will be at Norfolk on Tuesday November 15th for Conference. We will get a total of four performances this fall including a public performance on November 27th. Districts will be held on Wednesday November 30th at Ord.

FCCLA – The JH/SH chapter has been busy with activities and some have already started working on Star projects.

FFA-Fifteen O’Neill FFA members attended National Convention earlier this month in Louisville, KY. Alexa Dougherty was selected to play in the National FFA band and O’Neill graduate Caleb Ross received his American FFA Degree at the convention as well.

Basketball - The winter sport season has officially started for the junior high girls basketball teams. Currently there are 19 Junior High girls out who will be playing on our 7th and 8th grade teams. Both the high school girl’s and boy’s teams will start on Monday and both should have around 25 athletes out.

Wrestling - The junior high wrestling squad also began workouts in October. Tony Horacek and Bryan Corkle are presently working with about 21 young men that have shown an interest. The high school team will also start next Monday and we should have about 25 athletes out.

Student Council-They hosted a blood drive again this past month for Life Serve and are making plans for our annual food drive.

Robotics-We travel to Norfolk on Saturday for our first competition. We have 7 students involved competing on 2 teams at NECC.

State AD Conference-I attended this last weekend in Kearney. There are always several good sessions including a session on school law as it pertains to issues facing athletics.

NSAA Meeting – I attended this on Wednesday in Norfolk. Some proposals that passed in District III include: Lowering the number of hours a home schooled student must attend from 4 classes (20 hours) to 2 classes (10 hours), use boys only numbers when determining classification for football, allowing class A, B, & C to opt down a classification in football (they would not be eligible for playoffs), change the tee off format for golf (Wave format). Any proposal that passes in one of the six NSAA district meeting will be discussed and voted on again in our January meeting. A success factor proposal was voted on, but did not pass in our district



O'NEILL ELEMENTARY SCHOOL

Shannon Stelling-Special Education Director

1700 N. 4th St.

O'Neill, NE 68763

Phone: (402) 336-1948 Fax: (402) 336-2651

- Current Special Education enrollment is 163 students and eight initial evaluations in process.
- On October 31st, Amy Slama, transition specialist was in the district and met with two families to assist in filling out Developmental Disability paperwork as well as answering questions regarding developmental disability services. Also on October 31, Amy Slama and Brigid Griffin, program director for Nebraska VR met with Amy Shane, Corey Fisher and Shannon Stelling to discuss Project Search. Project Search High School Transition Plan is a business led, one year, school to work program that takes place entirely at the workplace. This program provides real life work experience to help youth with significant disabilities make successful transitions from school to adult life.
- On November 3rd and 4th I attended the Tri-State Regional Special Education Law Conference. I was able to listen to attorneys that represent schools within the 8th Circuit as well as attorneys that represent other Circuits.
- On November 7, I attended the Nebraska Association of Special Education Supervisors Region III meeting in Norfolk. We discussed topics from the Special Education Law Conference and how the rulings in some of the cases could affect some of our current procedures for students with disabilities that go through the evaluation process, have a Behavior Intervention Plan, or have a 504 plan or IEP.
- On November 8, Mrs. Nordby took her Transitions class to Norfolk for Explore Northeast Day. Explore Northeast Day gave the students an opportunity to tour the campus, listen to a student panel of current Northeast students, have lunch at the college cafeteria, and attend the academic and student services fair. While attending the academic and student services fair the students got a chance to locate the disability services office as well.

Vision Statement:

Dream, Believe, Achieve: Empowering Today's Students to be Tomorrow's Leaders

Duties of the School Board Treasurer

For the Month of October 2016

Board Treasurer, Jim Rabe

_____1. Register a bond or evidence of equivalent insurance coverage within 10 days of appointment

JR _____2. Review Monthly County Treasurer Tax Remittance Reports - Sept 2016


JR _____3. Review Monthly Income/Expense Reports for all Funds - ~~Oct~~ Oct 2016

JR _____4. Review Monthly Payables Report - Oct 2016

JR _____5. Review Monthly Payroll Reports - Oct 2016

_____6. Compare Quarterly Market Value of Pledges to Cash Balances - _____

_____7. Attend School Board Meetings as requested



Signature of Board Treasurer

11-7-16

Date

O'Neill Public Schools
Payroll Report
Oct - 2016

Employee Gross Wages	\$503,985.12
Substitute Employee Gross Wages	\$14,005.13
Health Ins Benefit	\$117,142.65
Retirement Benefit	\$49,245.69
Medicare/Social Security Taxes	\$38,519.67
<u>Total Payroll Expense to District</u>	<u>\$722,898.26</u>

<u>Invoice Date</u>	<u>Vendor Name</u>	<u>Account Number</u>	<u>Description</u>	<u>Amount</u>
<u>Checking</u>	1			
10/11/2016	ABC MOBILE STORAGE LLC	01 2620 319 000 2	Storage Unit Rental	175.00
11/08/2016	ABC MOBILE STORAGE LLC	01 2620 319 000 2	Storage Unit Rental	175.00
			Vendor Total:	350.00
10/31/2016	AEGIS THERAPIES, INC	01 4404 313 002 0	OT Services -Oct 2016	92.38
	AEGIS THERAPIES, INC	01 4404 313 005 0	OT Services -Oct 2016	203.36
	AEGIS THERAPIES, INC	01 1210 313 000 1	OT Services -Oct 2016	770.66
	AEGIS THERAPIES, INC	01 1210 313 000 2	OT Services -Oct 2016	155.62
	AEGIS THERAPIES, INC	01 4412 313 000 1	OT Services -Oct 2016	102.30
			Vendor Total:	1,324.32
11/08/2016	ALDER, BRENT	01 2750 332 000 2	Transportation - Oct 2016	584.82
			Vendor Total:	584.82
11/01/2016	APPEARA	01 2610 410 000 1	Custodial Supplies	178.16
	APPEARA	01 2610 410 000 2	Custodial Supplies	240.77
	APPEARA	01 1180 410 000 2	Class Supplies	88.50
			Vendor Total:	507.43
10/01/2016	AVERA ST. ANTHONY'S HOSPITAL	01 4412 313 000 1	OT Services - Sept 2016	174.00
	AVERA ST. ANTHONY'S HOSPITAL	01 4404 313 005 0	OT Services - Sept 2016	159.50
	AVERA ST. ANTHONY'S HOSPITAL	01 1210 313 000 1	OT Services - Sept 2016	1,682.00
	AVERA ST. ANTHONY'S HOSPITAL	01 1210 313 000 2	OT Services - Sept 2016	667.00
			Vendor Total:	2,682.50
11/08/2016	BANKS, ANDREA	01 2750 332 000 1	Transportation - Oct 2016	409.37
			Vendor Total:	409.37
11/03/2016	BARTAK GLASS, INC	01 2620 410 000 1	Install glass to doors-'38 bldg	449.10
	BARTAK GLASS, INC	01 2620 318 000 1	Install glass to doors-'38 bldg	150.00
10/14/2016	BARTAK GLASS, INC	01 2750 334 000 2	Repair door '07 Chevy Van	245.00
			Vendor Total:	844.10
11/08/2016	BENNETTS, RITA	01 2750 332 000 2	Transportation Oct 2016	409.37
			Vendor Total:	409.37
11/04/2016	BOK FINANCIAL CORP	01 2620 610 000 1	Final Elem Bldg Lease Pmt	75,000.00
	BOK FINANCIAL CORP	01 2620 620 000 1	Final Elem Bldg Lease Pmt	881.25
			Vendor Total:	75,881.25

<u>Invoice Date</u>	<u>Vendor Name</u>	<u>Account Number</u>	<u>Description</u>	<u>Amount</u>
10/16/2016				
BOMGAARS		01 3560 480 000 1	Troy-Bilt Tiller	599.99
BOMGAARS		01 3560 410 000 1	Garden Supplies	326.89
BOMGAARS		01 2610 410 000 2	Custodial Supplies	56.89
BOMGAARS		01 1105 410 000 2	Class Supplies	3.20
Vendor Total:				986.97
11/08/2016				
BRACHLE, ASHLEY		01 2765 332 000 0	Transportation - Oct 2016	116.64
Vendor Total:				116.64
11/08/2016				
BREINER, JEANNE		01 2750 332 000 2	Transportation - Oct 2016	292.41
Vendor Total:				292.41
11/07/2016				
BRODERSEN, JILL		06 2100 690 000 3	Refund Lunch Acct	43.65
Vendor Total:				43.65
10/05/2016				
BROWN, STEVEN		01 2620 410 000 2	Curtains for classroom	24.99
Vendor Total:				24.99
10/25/2016				
BULAU, KRISTI		01 2212 670 000 1	Meals-Para Conference	13.99
Vendor Total:				13.99
10/10/2016				
BULLER, GREG		01 1175 410 000 2	Print Service License for iPad	5.00
Vendor Total:				5.00
10/11/2016				
CENTURY LINK		01 2224 382 000 1	Internet Service	437.08
CENTURY LINK		01 2224 382 000 2	Internet Service	437.08
Vendor Total:				874.16
10/31/2016				
CITY OF O'NEILL		01 2610 323 000 1	Monthly Service	530.60
CITY OF O'NEILL		01 2610 323 000 2	Monthly Service	1,212.20
CITY OF O'NEILL		01 2610 324 000 1	Monthly Service	588.29
CITY OF O'NEILL		01 2610 324 000 2	Monthly Service	580.28
Vendor Total:				2,911.37
10/09/2016				
CLYDE, CHRIS		01 2750 334 000 2	Repair Rear Door Latch-07 Chevy Van	64.99
CLYDE, CHRIS		01 2750 318 000 2	Repair Rear Door Latch-07 Chevy Van	54.00
Vendor Total:				118.99
09/18/2016				
CORKLE, REBECCA		01 2120 670 000 2	Meals-Gallup Strengths	64.80
CORKLE, REBECCA		01 2750 336 000 2	Vehicle Fuel	31.00
Vendor Total:				95.80
10/17/2016				
CORNHUSKER MARRIOTT HOTEL, THE		01 1220 670 000 1	NASES Conference Lodging - S.	104.00

<u>Invoice Date</u>	<u>Vendor Name</u>	<u>Account Number</u>	<u>Description</u>	<u>Amount</u>
	CORNHUSKER MARRIOTT HOTEL, THE	01 1220 670 000 2	Stelling NASES Conference Lodging - S. Stelling	104.00
			Vendor Total:	208.00
11/08/2016	COUNSELING AND ENRICHMENT CENTER, INC.	01 1210 313 000 1	Therapy 9/15; 10/5; 10/13	159.00
			Vendor Total:	159.00
10/13/2016	CPO SCIENCE	01 1148 420 000 2	Investigations Manual	299.25
	CPO SCIENCE	01 1148 480 000 2	Equipment Kit	9,999.80
	CPO SCIENCE	01 1148 480 000 2	Gravity Drop	219.80
	CPO SCIENCE	01 1148 480 000 2	RollerCoaster Track	999.80
	CPO SCIENCE	01 1148 480 000 2	Straight Track	359.80
	CPO SCIENCE	01 1148 480 000 2	Atom Building	399.80
	CPO SCIENCE	01 1148 480 000 2	Periodic Table Tiles	239.80
	CPO SCIENCE	01 1148 480 000 2	shipping/handling	806.29
	CPO SCIENCE	01 1148 480 000 2	CPO Link Rollercoasters	919.80
			Vendor Total:	14,244.14
11/01/2016	CUBBY'S INC.	01 2760 336 000 3	HC Van Fuel	216.65
	CUBBY'S INC.	01 2750 336 000 2	Vehicle Fuel	962.79
	CUBBY'S INC.	01 2520 336 000 2	Custodial Fuel	44.71
	CUBBY'S INC.	01 2760 336 000 7	Mini Bus Fuel	36.58
			Vendor Total:	1,260.73
11/09/2016	CUHEL, FRANK	01 2750 332 000 1	Transportation Sept-Oct 2016	270.86
			Vendor Total:	270.86
10/26/2016	DEAN, CHAD	01 1108 670 000 2	NMEA State Convention & Concerts	256.50
			Vendor Total:	256.50
11/02/2016	DEAN, REBECCA	01 1108 410 000 2	Drum Major Uniforms	115.27
			Vendor Total:	115.27
10/04/2016	DOLLAR GENERAL	01 1100 410 000 1	2nd Gr Fossil Unit	17.75
11/04/2016	DOLLAR GENERAL	01 2120 410 000 2	Guidance Supplies	10.00
	DOLLAR GENERAL	01 1105 410 000 1	Class Supplies	18.40
	DOLLAR GENERAL	01 2610 410 000 1	Custodial Supplies	41.85
			Vendor Total:	88.00
10/20/2016	EGAN SUPPLY CO	01 2610 410 000 2	RMC Tampons Naturelle 500cs	88.05
	EGAN SUPPLY CO	01 2610 410 000 2	Shipping	12.00

<u>Invoice Date</u>	<u>Vendor Name</u>	<u>Account Number</u>	<u>Description</u>	<u>Amount</u>
10/28/2016	EGAN SUPPLY CO	01 2620 410 000 2	Triple S Disinfectant Foaming Cleaner	84.48
	EGAN SUPPLY CO	01 2620 410 000 2	Kling Bowl Cleaner	27.60
	EGAN SUPPLY CO	01 2620 410 000 2	Rest Stop Acid Free Cleaner	82.08
	EGAN SUPPLY CO	01 2620 410 000 2	Wave 2.0 Urinal Screens	57.60
	EGAN SUPPLY CO	01 2620 410 000 2	Glybet Disinfectant and Deodorant	59.28
	EGAN SUPPLY CO	01 2620 410 000 2	Clario Green Earth Foam Soap	334.53
	EGAN SUPPLY CO	01 2620 410 000 2	H2 Orange Concentrate 117	148.44
	EGAN SUPPLY CO	01 2620 410 000 2	Bowl Clip Deodorant	35.64
	EGAN SUPPLY CO	01 2620 410 000 2	Best Scent - Ocean Breeze	359.68
	EGAN SUPPLY CO	01 2620 410 000 2	AF 315 Disinfectant	64.15
	EGAN SUPPLY CO	01 2620 410 000 2	Pre-printed spray bottles. Deep Blue	13.92
	EGAN SUPPLY CO	01 2620 410 000 2	shipping/handling estimate	11.50
			Vendor Total:	1,378.95
10/14/2016	ERIC'S SHINE SHOP	01 2750 318 000 2	Detail 2011 Ford Van	255.00
			Vendor Total:	255.00
10/16/2016	ESU #1	01 1210 313 000 1	Level 1 Services - 1st Qtr 15-16	290.25
			Vendor Total:	290.25
10/31/2016	ESU #6	01 4311 670 000 1	Instructional Coaches Network Reg - J. B	85.00
			Vendor Total:	85.00
09/30/2016	ESU #7	01 1220 318 000 2	Transition Services-Sept 2016	545.05
			Vendor Total:	545.05
11/02/2016	ESU #8	01 1210 313 000 1	Prog Supervision Level 1 Services-Sep 16	375.00
	ESU #8	01 1210 313 000 2	Prog Supervision Level 1 Services-Sep 16	375.00
11/02/2016	ESU #8	01 4404 313 005 0	SPED PreSchool Services-Sept 2016	109.06
			Vendor Total:	859.06
10/28/2016	ESU COORDINATING COUNCIL	01 2212 670 000 1	Crisis Team Registration	500.00
	ESU COORDINATING COUNCIL	01 2212 670 000 2	Crisis Team Registration	500.00
			Vendor Total:	1,000.00
11/07/2016	EWING PUBLIC SCHOOLS	01 2190 670 000 2	Ldg-AD Conference	44.97
			Vendor Total:	44.97
09/30/2016				

<u>Invoice Date</u>	<u>Vendor Name</u>	<u>Account Number</u>	<u>Description</u>	<u>Amount</u>
	FAIRFIELD INN	01 4311 670 000 2	Ldg-NHSPA Conf -CSpader (St. Marys)	179.90
			Vendor Total:	179.90
10/31/2016				
	FFA CONVENTION TOUR - NEBRASKA GROUP	01 1103 670 000 2	Travel-Natl FFA Convention	106.50
			Vendor Total:	106.50
10/27/2016				
	FISHER'S PLUMBING & HEATING	01 1148 410 000 2	Install eye wash station HS Chem Rm	15.79
	FISHER'S PLUMBING & HEATING	01 1148 318 000 2	Install eye wash station HS Chem Rm	130.00
			Vendor Total:	145.79
10/11/2016				
	FISHER, DEBRA	06 2100 690 000 3	Refund Lunch Acct	16.70
11/08/2016				
	FISHER, DEBRA	01 2750 332 000 2	Transportation Oct 3-Oct 10 2016	46.17
			Vendor Total:	62.87
09/26/2016				
	FLINN SCIENTIFIC INC.	01 1148 410 000 2	Periodic Table, Multicolored, Wall Chart	70.15
			Vendor Total:	70.15
10/19/2016				
	GRACE MUSEUM, THE	12 1744 410 000 1	Creepy Carrots Program	55.00
			Vendor Total:	55.00
11/08/2016				
	GRASS, DELLA	01 2750 332 000 2	Transportation - Oct 2016	309.95
			Vendor Total:	309.95
11/08/2016				
	GRUHN, CINDY	01 2750 332 000 1	Transportation - Oct 2016	233.93
			Vendor Total:	233.93
11/08/2016				
	HAMPTON, ANITA	01 2750 332 000 2	Transportation Oct 2016	497.10
			Vendor Total:	497.10
11/08/2016				
	HARRIS, DUSTIN	01 2750 332 000 2	Transportation - Oct 2016	280.71
			Vendor Total:	280.71
11/08/2016				
	HARTE'S LAWN SERVICE	01 2610 318 000 1	Mowing - Oct 2016	3,291.68
	HARTE'S LAWN SERVICE	01 2610 318 000 2	Mowing - Oct 2016	3,291.69
	HARTE'S LAWN SERVICE	01 2610 410 000 1	Fertilizer & Sprinkler Parts	812.45
	HARTE'S LAWN SERVICE	01 2610 410 000 2	Fertilizer & Sprinkler Parts	812.45
			Vendor Total:	8,208.27
10/18/2016				
	HEARTLAND FIRE PROTECTION CO., INC.	01 2620 318 000 1	Test Fire Extinguishers	119.90
			Vendor Total:	119.90
10/27/2016				
	HERTZ FURNITURE SYSTEMS	01 2222 480 000 2	Plywood Core Folding Table Double T Leg	416.00

<u>Invoice Date</u>	<u>Vendor Name</u>	<u>Account Number</u>	<u>Description</u>	<u>Amount</u>
	HERTZ FURNITURE SYSTEMS	01 2222 480 000 2	Shipping	147.62
10/27/2016				
	HERTZ FURNITURE SYSTEMS	01 4968 410 000 2	22D x 30W x 72 H Custom Cubby Storage Un	549.00
	HERTZ FURNITURE SYSTEMS	01 4968 410 000 2	Tailgate Delivery Charge	476.48
			Vendor Total:	1,589.10
11/08/2016				
	HILKER, COLE	01 2120 670 000 2	Meals-Guidance Conference	60.08
			Vendor Total:	60.08
10/07/2016				
	HILLYARD, INC	01 2610 410 000 1	Custodial Supplies	1,034.97
			Vendor Total:	1,034.97
11/04/2016				
	HOLDREGE PUBLIC SCHOOLS	01 1105 230 000 1	Nov Insurance Payment	474.87
	HOLDREGE PUBLIC SCHOOLS	01 1175 230 000 1	Nov Insurance Payment	316.58
			Vendor Total:	791.45
10/21/2016				
	HOLT COUNTY INDEPENDENT	01 2310 350 000 1	Minutes 10/20/16	80.95
	HOLT COUNTY INDEPENDENT	01 2310 350 000 2	Minutes 10/20/16	80.95
			Vendor Total:	161.90
10/15/2016				
	HOLT COUNTY TIRE	01 2620 327 000 2	Trailer Rental	30.00
	HOLT COUNTY TIRE	01 2750 337 000 2	Repair/Rotate Tires '11 Ford Van	57.00
			Vendor Total:	87.00
10/28/2016				
	HORACEK, ANTON	01 4311 670 000 2	Meals-Marzano Academy	54.56
			Vendor Total:	54.56
10/31/2016				
	ISLAND SUPPLY WELDING CO	01 1103 410 000 2	Class Supplies	60.49
			Vendor Total:	60.49
11/08/2016				
	ISOM, JONI	01 2750 332 000 2	Transportation Oct 2016	292.41
			Vendor Total:	292.41
09/28/2016				
	J.W. PEPPER & SON, INC.	01 1141 410 000 1	Once Upon a Music Class 3-6 book/CD 00-	29.99
10/10/2016				
	J.W. PEPPER & SON, INC.	01 1141 410 000 2	Isle of Hope, Isle of Tears	78.75
	J.W. PEPPER & SON, INC.	01 1141 410 000 2	shipping	0.00
10/20/2016				
	J.W. PEPPER & SON, INC.	01 1141 410 000 2	JH Christmas Music It's Beginning to Loo	62.50
	J.W. PEPPER & SON, INC.	01 1141 410 000 2	JH Christmas Music Mele Kalikimaka	46.25
	J.W. PEPPER & SON, INC.	01 1141 410 000 2	SH Christmas Music Christmas Song	87.50

<u>Invoice Date</u>	<u>Vendor Name</u>	<u>Account Number</u>	<u>Description</u>	<u>Amount</u>
	J.W. PEPPER & SON, INC.	01 1141 410 000 2	SH Christmas Music Silent Night, Holy Ni	73.50
	J.W. PEPPER & SON, INC.	01 1141 410 000 2	SH Christmas Music Feliz Navidad	87.50
	J.W. PEPPER & SON, INC.	01 1141 410 000 2	shipping/handling	19.99
10/21/2016				
	J.W. PEPPER & SON, INC.	01 1141 410 000 2	JH Christmas Music Cold Snap	52.50
			Vendor Total:	538.48
10/30/2016				
	KBRX RADIO	01 2310 350 000 1	Ads	11.00
	KBRX RADIO	01 2310 350 000 2	Ads	11.00
			Vendor Total:	22.00
11/08/2016				
	KENNEDY, VALERIE	01 2750 332 000 1	Transportation - Aug-Oct 2016	1,098.85
			Vendor Total:	1,098.85
11/08/2016				
	KLABENES, MARIJO	01 2750 332 000 2	Transportation - Aug-Oct 2016	369.36
			Vendor Total:	369.36
11/04/2016				
	KRAFT, ROXANNE	01 2212 670 000 1	Meals-Para Conference	16.99
			Vendor Total:	16.99
11/08/2016				
	KRAUSE, LISA	01 2751 332 000 1	Transportation - Oct 2016	321.65
			Vendor Total:	321.65
11/01/2016				
	KSB SCHOOL LAW	01 2310 317 000 1	Legal Services - Oct 2016	990.00
	KSB SCHOOL LAW	01 2310 317 000 2	Legal Services - Oct 2016	990.00
			Vendor Total:	1,980.00
10/27/2016				
	LA QUINTA INN & SUITES	01 1150 670 000 2	Ldg-Para Conference	49.97
	LA QUINTA INN & SUITES	01 2212 670 000 1	Ldg-Para Conference	99.95
	LA QUINTA INN & SUITES	01 1190 670 000 0	Ldg-Para Conference	99.95
	LA QUINTA INN & SUITES	01 2212 670 000 2	Ldg-Para Conference	49.98
			Vendor Total:	299.85
11/08/2016				
	LAIBLE, DUSTIN	01 2750 332 000 1	Transportation - Oct 2016	233.93
			Vendor Total:	233.93
10/21/2016				
	LEAF FUNDING INC.	01 1100 410 000 1	Copier Contract	649.50
	LEAF FUNDING INC.	01 1100 410 000 2	Copier Contract	649.50
			Vendor Total:	1,299.00
11/08/2016				
	LECHTENBERG, JACQUELYN	01 2760 332 000 2	Transportation - Oct 2016	164.16
			Vendor Total:	164.16
11/08/2016				

<u>Invoice Date</u>	<u>Vendor Name</u>	<u>Account Number</u>	<u>Description</u>	<u>Amount</u>
	LORENZ, KIMBERLY	01 2750 332 000 2	Transportation - Sept-Oct 2016	146.21
			Vendor Total:	146.21
09/30/2016	LUNCHTIME SOLUTIONS, INC.	01 1100 410 000 1	Kdg Snacks - Sept 2016	1,180.14
	LUNCHTIME SOLUTIONS, INC.	01 1190 410 000 0	PS Snacks - Sept 2016	489.84
	LUNCHTIME SOLUTIONS, INC.	06 2100 470 000 3	Food - Sept 2016	44,330.13
09/30/2016	LUNCHTIME SOLUTIONS, INC.	06 2100 410 000 3	Thermometers	27.72
10/31/2016	LUNCHTIME SOLUTIONS, INC.	06 2100 470 000 3	Food - Oct 2016	39,780.69
	LUNCHTIME SOLUTIONS, INC.	01 1100 410 000 1	Kdg Snacks - Oct 2016	943.80
	LUNCHTIME SOLUTIONS, INC.	01 1190 410 000 0	PreSchool Snacks - Oct 2016	252.72
			Vendor Total:	87,005.04
10/26/2016	LUZANIA, SERGIO	01 1150 319 000 1	Interpreting P/T Conferences	68.25
			Vendor Total:	68.25
11/08/2016	McALLISTER, JENNIFER	01 2750 332 000 1	Transportation - Oct 2016	584.82
			Vendor Total:	584.82
11/04/2016	MCKAY, MICHELLE	01 2212 670 000 1	Meals-Para Conference	16.77
			Vendor Total:	16.77
10/13/2016	MILNE, DIANNE	01 2222 410 000 1	Batteries	13.97
			Vendor Total:	13.97
11/08/2016	MINER, CHERYL	01 2750 332 000 1	Transportation - Oct 2016	146.21
			Vendor Total:	146.21
10/26/2016	MONTES, MINERVA	01 1150 319 000 2	Translating P/T Conferences	115.50
			Vendor Total:	115.50
11/04/2016	MUDLOFF, KATHERYN	01 1185 670 000 2	Supplies-Circle of Friends	33.36
			Vendor Total:	33.36
11/01/2016	MYERS BUS SERVICE INC.	01 2750 336 000 2	Fuel Surcharge	150.57
	MYERS BUS SERVICE INC.	01 2750 670 000 2	Activity Travel	7,484.10
11/01/2016	MYERS BUS SERVICE INC.	01 2750 670 000 2	PE Transportation	500.00
			Vendor Total:	8,134.67
11/01/2016	MYERS LUXURY COACHES, INC	01 2750 336 000 2	Fuel Surcharge	67.70
	MYERS LUXURY COACHES, INC	01 2750 670 000 2	Activity Travel	3,478.70

<u>Invoice Date</u>	<u>Vendor Name</u>	<u>Account Number</u>	<u>Description</u>	<u>Amount</u>
			Vendor Total:	3,546.40
10/31/2016				
	NASB-NEBR ASSOC OF SCHOOL BOARDS	01 2310 670 000 1	State Ed Conf Reg - D. Becker	274.00
	NASB-NEBR ASSOC OF SCHOOL BOARDS	01 2310 670 000 2	State Ed Conf Reg - T. Stepp	242.00
	NASB-NEBR ASSOC OF SCHOOL BOARDS	01 2410 670 000 2	State Ed Conf Reg - C. Fisher	217.00
	NASB-NEBR ASSOC OF SCHOOL BOARDS	01 2610 670 000 1	State Ed Conf Reg - S. Brown	108.50
	NASB-NEBR ASSOC OF SCHOOL BOARDS	01 2410 670 000 1	State Ed Conf Reg - D. Woodle	217.00
	NASB-NEBR ASSOC OF SCHOOL BOARDS	01 2320 670 000 2	State Ed Conf Reg - A. Shane	156.00
	NASB-NEBR ASSOC OF SCHOOL BOARDS	01 2310 670 000 2	State Ed Conf Reg - A. Rowse	156.00
	NASB-NEBR ASSOC OF SCHOOL BOARDS	01 2610 670 000 2	State Ed Conf Reg - S. Brown	108.50
	NASB-NEBR ASSOC OF SCHOOL BOARDS	01 2320 670 000 1	State Ed Conf Reg - A. Shane	156.00
	NASB-NEBR ASSOC OF SCHOOL BOARDS	01 2310 670 000 1	State Ed Conf Reg - A. Rowse	156.00
			Vendor Total:	1,791.00
10/13/2016				
	NATIONAL GEOGRAPHIC SOCIETY	01 1100 440 000 1	National Geography Young Explorer Magazi	337.50
	NATIONAL GEOGRAPHIC SOCIETY	01 1100 440 000 1	shipping/handling	33.75
			Vendor Total:	371.25
10/13/2016				
	NE NEBRASKA REGIONAL DEAF EDUCATION PROG	01 1210 313 000 1	Deaf Education Services-Sept 2016	2,602.32
	NE NEBRASKA REGIONAL DEAF EDUCATION PROG	01 1210 313 000 2	Deaf Education Services-Sept 2016	1,444.00
			Vendor Total:	4,046.32
10/25/2016				
	NEBR COUNCIL OF SCHOOL ADMINISTRATORS	01 1150 670 000 2	Regis-Latino Summit	10.00
			Vendor Total:	10.00
10/27/2016				
	NEBRASKA EXTENSION, HOLT COUNTY	01 4968 670 000 1	Safe with You Training (6 Staff)	60.00
			Vendor Total:	60.00
10/13/2016				
	NEBRASKA LIFE	01 2222 440 000 1	1 yr subscription	24.00
			Vendor Total:	24.00
11/04/2016				
	NENSSA	01 2320 670 000 1	Fall 2016 Meeting	17.50
	NENSSA	01 2320 670 000 2	Fall 2016 Meeting	17.50
			Vendor Total:	35.00
10/21/2016				
	NORTH CENTRAL DISTRICT HEALTH DEPARTMENT	01 2320 690 000 1	Personal ID Badges	2.00
			Vendor Total:	2.00
11/04/2016				
	NSBA	01 1108 410 000 2	Nebraska Bandmasters Association members	65.00
			Vendor Total:	65.00

<u>Invoice Date</u>	<u>Vendor Name</u>	<u>Account Number</u>	<u>Description</u>	<u>Amount</u>
10/08/2016	O'NEILL AUTO SUPPLY, INC	01 1180 480 000 2	4 Floor Jacks & 4 Creepers	995.96
	O'NEILL AUTO SUPPLY, INC	01 1180 410 000 2	Class Supplies	26.98
			Vendor Total:	1,022.94
10/31/2016	O'NEILL LUMBER & TRAILER SALES	01 2620 410 000 2	Custodial Supplies	40.33
			Vendor Total:	40.33
11/01/2016	O'NEILL SUPER FOODS	01 1220 410 000 2	Class Supplies	13.99
	O'NEILL SUPER FOODS	12 1744 410 000 1	Dev Eagle Supplies	57.82
	O'NEILL SUPER FOODS	01 4968 410 000 2	THRIVE Supplies	19.95
	O'NEILL SUPER FOODS	01 1135 410 000 1	HAL Supplies	5.98
			Vendor Total:	97.74
10/24/2016	O'NEILL TIRE & SUPPLY	01 2760 337 000 3	Tire Repair HC Van	15.00
			Vendor Total:	15.00
11/01/2016	OGDEN HARDWARE	01 2610 410 000 1	Custodial Supplies	127.74
	OGDEN HARDWARE	01 2610 410 000 2	Custodial Supplies	71.98
			Vendor Total:	199.72
10/31/2016	ONE OFFICE SOLUTION	01 1100 410 000 1	Copier Contract	1,048.88
	ONE OFFICE SOLUTION	01 1100 410 000 2	Copier Contract	826.21
			Vendor Total:	1,875.09
10/12/2016	OPS ACTIVITY ACCOUNT	01 2190 670 000 2	NIAAA & NSIAAA Membership-N Hostert	210.00
			Vendor Total:	210.00
10/31/2016	OPS LUNCH FUND	01 4968 410 000 2	THRIVE Snacks - Oct 2016	21.61
	OPS LUNCH FUND	12 1744 410 000 1	Developing Eagle Snacks-Oct 2016	171.07
			Vendor Total:	192.68
10/19/2016	OVERHEAD DOOR CO. OF NORFOLK	01 2620 318 000 2	Installed new board and optical sensors	107.25
	OVERHEAD DOOR CO. OF NORFOLK	01 2620 410 000 2	Installed new board and optical sensors	111.00
			Vendor Total:	218.25
11/10/2016	PETERSEN, TRICIA	01 2750 332 000 2	Transportation - Oct 2016	300.87
			Vendor Total:	300.87
11/08/2016	PINKERMAN, DENISE	01 2750 332 000 1	Transportation - Aug-Oct 2016	470.94
	PINKERMAN, DENISE	01 2750 332 000 2	Transportation - Aug-Oct 2016	470.93
			Vendor Total:	941.87

<u>Invoice Date</u>	<u>Vendor Name</u>	<u>Account Number</u>	<u>Description</u>	<u>Amount</u>
10/31/2016	PISTULKA, JULIE	01 2510 381 000 1	Shipping Charges (Box Tops)	9.45
			Vendor Total:	9.45
10/03/2016	PITNEY BOWES FINANCIAL SERVICES LLC	01 2510 381 000 1	Postage Meter Lease	231.00
	PITNEY BOWES FINANCIAL SERVICES LLC	01 2510 381 000 2	Postage Meter Lease	231.00
			Vendor Total:	462.00
10/31/2016	PLAINS EQUIPMENT GROUP	01 2510 381 000 2	Shipping Charges	11.58
			Vendor Total:	11.58
10/26/2016	PRAIRIE HILLS FORD	01 2760 318 000 3	Service HC Van	8.00
	PRAIRIE HILLS FORD	01 2760 334 000 3	Service HC Van	48.85
			Vendor Total:	56.85
11/11/2016	RESERVE ACCOUNT	01 2510 381 000 1	Postage	201.74
	RESERVE ACCOUNT	01 2510 381 000 2	Postage	837.76
	RESERVE ACCOUNT	01 1220 381 000 1	Postage	6.12
	RESERVE ACCOUNT	01 1220 381 000 2	Postage	18.07
	RESERVE ACCOUNT	01 4968 381 000 2	Postage	1.78
	RESERVE ACCOUNT	06 2100 381 000 3	Postage	15.81
			Vendor Total:	1,081.28
11/04/2016	REYES-HERWIG, VERONICA	01 1150 670 000 1	Meals-Para Conference	30.27
			Vendor Total:	30.27
11/08/2016	RICKARD, SANDRA	01 2750 332 000 1	Transportation - Oct 2016	175.45
			Vendor Total:	175.45
11/08/2016	SAYERS, ANGELA	01 2750 332 000 1	Transportation - Oct 2016	292.41
			Vendor Total:	292.41
11/04/2016	SCHMITZ ELECTRIC, INC	01 2620 410 000 2	Electrical Work -HS Science Room	804.74
	SCHMITZ ELECTRIC, INC	01 2620 318 000 2	Electrical Work -HS Science Room	370.00
10/27/2016	SCHMITZ ELECTRIC, INC	01 2620 318 000 2	Re-pipe library panel & rewire	2,270.00
	SCHMITZ ELECTRIC, INC	01 2620 410 000 2	Re-pipe library panel & rewire	5,230.19
			Vendor Total:	8,674.93
10/26/2016	SCHOOL SPECIALTY, INC.	01 1100 410 000 1	Folders 2 pkt w/fastners Red pack of 25	17.66
	SCHOOL SPECIALTY, INC.	01 1100 410 000 1	Folders 2 pkt w/fastners Green pk of 25	17.66
	SCHOOL SPECIALTY, INC.	01 1100 410 000 1	Folders 2 pkt w/fastners Blue pk of	17.66

<u>Invoice Date</u>	<u>Vendor Name</u>	<u>Account Number</u>	<u>Description</u>	<u>Amount</u>
			25	
	SCHOOL SPECIALTY, INC.	01 1100 410 000 1	Folders 2 pkt w/fastners Asst Colors pk	18.70
	SCHOOL SPECIALTY, INC.	01 1100 410 000 1	Folders 2 pkt w/fastners Yellow pk of 25	17.66
	SCHOOL SPECIALTY, INC.	01 1100 410 000 1	Whistles metal and lanyard pk of 12	34.60
	SCHOOL SPECIALTY, INC.	01 1100 410 000 1	Const PPR 9 x12 Black sunworks pk of 100	4.74
	SCHOOL SPECIALTY, INC.	01 1100 410 000 1	Const PPR 9x12 Orange sunworks pk of 100	4.74
			Vendor Total:	133.42
11/09/2016				
	SEGER, BECKY	01 2750 332 000 1	Transportation Aug-Oct 2016	824.13
			Vendor Total:	824.13
11/08/2016				
	SEGER, KELCEY	01 2751 332 000 0	Transportation - Oct 2016	130.05
			Vendor Total:	130.05
11/01/2016				
	SEVEN SPRINGS, INC.	01 2130 410 000 2	Water for Nurses office	6.00
			Vendor Total:	6.00
10/19/2016				
	SHAD'S ELECTRIC	01 1118 410 000 2	GFCI Outlets-FCS Room	144.72
	SHAD'S ELECTRIC	01 1118 318 000 2	GFCI Outlets-FCS Room	360.00
			Vendor Total:	504.72
11/08/2016				
	SHOLES, KAMI	01 2750 332 000 2	Transportation - Oct 2016	304.72
			Vendor Total:	304.72
11/08/2016				
	SHOLES, KELLY LYNNE	01 2750 332 000 1	Transportation - Oct 2016	175.45
			Vendor Total:	175.45
11/08/2016				
	SHOLES, MOLLY	01 2750 332 000 1	Transportation - Oct 2016	87.72
	SHOLES, MOLLY	01 2750 332 000 2	Transportation - Oct 2016	87.73
			Vendor Total:	175.45
10/31/2016				
	SHOPKO	01 4968 410 000 2	THRIVE Supplies	14.96
09/30/2016				
	SHOPKO	01 4968 410 000 2	THRIVE Supplies	66.83
			Vendor Total:	81.79
10/17/2016				
	SPADER, CHRISTINA	01 4311 670 000 2	Mlg/Parking-NHSPA Conv (St. Marys)	236.64
09/28/2016				
	SPADER, CHRISTINA	01 4311 670 000 2	Mlg-NSCTA Convention (St Marys)	165.24
			Vendor Total:	401.88
11/08/2016				

<u>Invoice Date</u>	<u>Vendor Name</u>	<u>Account Number</u>	<u>Description</u>	<u>Amount</u>
	SPANGLER, CINDY	01 2750 332 000 1	Transportation - Aug-Oct 2016	245.08
	SPANGLER, CINDY	01 2750 332 000 2	Transportation - Aug-Oct 2016	245.09
			Vendor Total:	490.17
10/13/2016				
	SPECIAL T'S & MORE	01 2310 410 000 1	Staff Shirts	23.50
	SPECIAL T'S & MORE	01 2310 410 000 2	Staff Shirts	23.50
			Vendor Total:	47.00
11/08/2016				
	STAGEMEYER, CARLA	01 2750 332 000 1	Transportation - Oct 2016	197.37
	STAGEMEYER, CARLA	01 2750 332 000 2	Transportation - Oct 2016	197.38
			Vendor Total:	394.75
10/12/2016				
	STELLING, SHANNON	01 1220 670 000 1	Meals-NASES	20.82
	STELLING, SHANNON	01 1220 670 000 2	Meals-NASES	20.82
	STELLING, SHANNON	01 2750 336 000 1	Vehicle Fuel	16.00
08/25/2016				
	STELLING, SHANNON	01 1220 670 000 1	Meals/Pkg-Results Driven Accountability	13.35
	STELLING, SHANNON	01 1220 670 000 2	Meals/Pkg-Results Driven Accountability	13.36
	STELLING, SHANNON	01 2750 336 000 2	Vehicle Fuel	23.81
			Vendor Total:	108.16
09/19/2016				
	STEPPCO REFRIGERATION	01 2620 318 000 2	Eliminated Culligan filter/ ice machine	96.00
10/06/2016				
	STEPPCO REFRIGERATION	06 2100 318 000 3	Repairs-Freezer @ Elem	96.00
	STEPPCO REFRIGERATION	06 2100 410 000 3	Repairs-Freezer @ Elem	16.14
			Vendor Total:	208.14
11/08/2016				
	STORJOHANN, MARK	01 2750 332 000 2	Transportation Oct 2016	204.69
			Vendor Total:	204.69
11/08/2016				
	STROPE, KATHRYN	01 2750 332 000 2	Transportation - Oct 2016	175.45
			Vendor Total:	175.45
11/08/2016				
	SUMMERS, BRANDI	01 2750 332 000 1	Transportation - Oct 2016	190.06
	SUMMERS, BRANDI	01 2750 332 000 2	Transportation - Oct 2016	190.07
			Vendor Total:	380.13
10/03/2016				
	SUPPLYWORKS	01 2610 410 000 2	Vacuum Breaker Repair Kit	37.80
10/07/2016				
	SUPPLYWORKS	01 2610 410 000 2	Handle Repair Kit	13.64
	SUPPLYWORKS	01 2610 410 000 2	Special Charges	9.95

<u>Invoice Date</u>	<u>Vendor Name</u>	<u>Account Number</u>	<u>Description</u>	<u>Amount</u>
			Vendor Total:	61.39
10/26/2016				
	TAESE/USU	01 1220 670 000 1	Tri State Regional Conf - S. Stelling	105.00
	TAESE/USU	01 1220 670 000 2	Tri State Regional Conf - S. Stelling	105.00
			Vendor Total:	210.00
10/21/2016				
	TEACHING STRATEGIES, LLC	01 1190 467 000 0	12 Additional Portfolios for GOLD	94.08
			Vendor Total:	94.08
10/31/2016				
	TORPIN'S RODEO MARKET	01 1235 410 000 2	CTL Supplies	299.17
	TORPIN'S RODEO MARKET	01 1118 410 000 2	Class Supplies	549.26
	TORPIN'S RODEO MARKET	01 2320 410 000 1	CO Supplies	15.67
	TORPIN'S RODEO MARKET	01 2320 410 000 2	CO Supplies	15.67
	TORPIN'S RODEO MARKET	01 2190 410 000 2	Supplies	75.41
	TORPIN'S RODEO MARKET	01 4968 410 000 2	THRIVE Supplies	28.32
	TORPIN'S RODEO MARKET	01 1220 410 000 2	Class Supplies	2.35
	TORPIN'S RODEO MARKET	01 1135 410 000 1	HAL Supplies	36.61
	TORPIN'S RODEO MARKET	01 1100 410 000 1	Class Supplies	11.03
			Vendor Total:	1,033.49
10/07/2016				
	UNIVERSITY OF NEBRASKA MEDICAL CENTER	01 1210 313 000 1	Sept 2016 School Services	666.50
			Vendor Total:	666.50
10/26/2016				
	UNIVERSITY OF NEBRASKA	01 1190 670 000 0	Conf Reg - V. Reyes-Herwig	50.00
	UNIVERSITY OF NEBRASKA	01 1190 670 000 0	Conf Reg - E. Williamson	50.00
	UNIVERSITY OF NEBRASKA	01 1150 670 000 2	Conf Reg - L. Daily	50.00
	UNIVERSITY OF NEBRASKA	01 2212 670 000 1	Conf Reg - L. Everett	25.00
	UNIVERSITY OF NEBRASKA	01 2212 670 000 1	Conf Reg - D. Mundhenke	50.00
	UNIVERSITY OF NEBRASKA	01 2212 670 000 1	Conf Reg - R. Kraft	50.00
	UNIVERSITY OF NEBRASKA	01 2222 670 000 1	Conf Reg - K. Bulau	50.00
	UNIVERSITY OF NEBRASKA	01 2212 670 000 1	Conf Reg - M. McKay	50.00
	UNIVERSITY OF NEBRASKA	01 2212 670 000 1	Conf Reg - K. Cahoy	50.00
	UNIVERSITY OF NEBRASKA	01 2212 670 000 2	Conf Reg - L. Everett	25.00
			Vendor Total:	450.00
10/29/2016				
	UPS	01 2510 381 000 2	Shipping-Sale of Books	43.96
			Vendor Total:	43.96
11/08/2016				
	VAN EVERY, GREG	01 2751 332 000 2	Transportation - Oct 2016	95.03
	VAN EVERY, GREG	01 2751 332 000 1	Transportation - Oct 2016	95.04
			Vendor Total:	190.07

<u>Invoice Date</u>	<u>Vendor Name</u>	<u>Account Number</u>	<u>Description</u>	<u>Amount</u>
11/08/2016	WATERMAN, KATIE	01 2750 332 000 1	Transportation - Oct 2016	83.11
			Vendor Total:	83.11
11/08/2016	WELKE, COBY	01 2750 332 000 1	Transportation - Oct 2016	64.33
	WELKE, COBY	01 2750 332 000 2	Transportation - Oct 2016	64.33
			Vendor Total:	128.66
10/06/2016	WETTLAUFER LANDSCAPES	01 2620 410 000 1	Weed Barrier/Rock-CO Parking Lot	875.00
	WETTLAUFER LANDSCAPES	01 2620 410 000 2	Weed Barrier/Rock-CO Parking Lot	875.00
	WETTLAUFER LANDSCAPES	01 2620 318 000 1	Weed Barrier/Rock-CO Parking Lot	247.50
	WETTLAUFER LANDSCAPES	01 2620 318 000 2	Weed Barrier/Rock-CO Parking Lot	247.50
			Vendor Total:	2,245.00
11/08/2016	WETTLAUFER, KRISTIN	01 2750 332 000 0	Transportation - Oct 2016	220.08
			Vendor Total:	220.08
11/04/2016	WILLIAMSON, ERIN	01 2212 670 000 1	Meals-Para Conference	28.50
			Vendor Total:	28.50
10/04/2016	WILLIS, CAROLE	01 4311 670 000 1	Mlg/Regis-Literacy Festival-C Willis SM	270.48
			Vendor Total:	270.48
11/08/2016	WISEMAN, TRICIA	01 2750 332 000 1	Transportation - Oct 2016	313.96
			Vendor Total:	313.96
11/08/2016	WOODWORTH, JEANNIE	01 2750 332 000 2	Transportation - Oct 2016	233.93
			Vendor Total:	233.93
11/08/2016	YOUNG, HEATHER	01 2750 332 000 1	Transportation Sept-Oct 2016	261.63
	YOUNG, HEATHER	01 2750 332 000 2	Transportation Sept-Oct 2016	261.63
			Vendor Total:	523.26
			Checking Account Total:	263,951.26
<u>Checking</u> 3				
11/04/2016	NEBRASKA UC FUND	03 1100 283 000 1	3rd Qtr 2016	47.33
			Vendor Total:	47.33
			Checking Account Total:	47.33

<u>Invoice Date</u>	<u>Vendor Name</u>	<u>Account Number</u>	<u>Description</u>	<u>Amount</u>
Checking	1			
10/03/2016	AMAZON.COM	01 2222 440 000 2	Nat Geo Traveler	10.00
11/04/2016	AMAZON.COM	01 2510 381 000 2	Westpack shop Small bubble cushioning wr	10.00
11/04/2016	AMAZON.COM	01 1100 410 000 1	Electrified VT-85LP VT-85LP/50029924/VT8	39.46
11/08/2016	AMAZON.COM	01 1100 410 000 1	Swingline Commercial Desk Stapler Black	33.54
AMAZON.COM	01 4968 410 000 2	THRIVE Neon Glow Stick Bracelets	16.49	
AMAZON.COM	01 4968 410 000 2	BSN Heavy Duty Mesh Equipment Bag Blue	9.32	
AMAZON.COM	01 1100 410 000 2	Yellow Highlighters Sharpie chisel Tip	10.78	
AMAZON.COM	01 1100 410 000 2	Sharpie Black Fine Pt	22.49	
11/08/2016	AMAZON.COM	01 2222 430 000 2	I Heart You, You Haunt Me Library Bindin	16.99
11/04/2016	AMAZON.COM	01 1108 410 000 2	Easels - Gibson Holders 6AC 3 wire displ	8.00
AMAZON.COM	01 1108 410 000 2	Easels - Gibson Holders 6A 2 wire Displa	14.48	
11/08/2016	AMAZON.COM	01 1175 410 000 1	Replacement Lamp for The NP-V300X and NP	86.72
11/08/2016	AMAZON.COM	01 2222 430 000 2	Seven Wonders Book 2: Lost in Babylon Ha	10.97
AMAZON.COM	01 2222 430 000 2	Seven Wonders Book 3: The Tomb of Shadow	8.48	
AMAZON.COM	01 2222 430 000 2	The Last Star: The Final Book of The 5th	11.89	
AMAZON.COM	01 2222 430 000 2	Karolina's Twins: A Novel Hardcover - Se	15.16	
AMAZON.COM	01 2222 430 000 2	The German Girl: A Novel Hardcover - Oct	22.33	
AMAZON.COM	01 2222 430 000 2	Seven Wonders Book 4: The Curse of the K	12.59	
AMAZON.COM	01 2222 430 000 2	Seven Wonders Book 5: The Legend of the	11.19	
11/08/2016	AMAZON.COM	01 2510 410 000 2	Poly Mailers 12 x 15.5	26.95
AMAZON.COM	01 2510 410 000 1	Poly Mailers 8.5 x 11.75 x 1.5	15.99	
11/08/2016				

<u>Invoice Date</u>	<u>Vendor Name</u>	<u>Account Number</u>	<u>Description</u>	<u>Amount</u>
	AMAZON.COM	01 2222 440 000 2	National Geographic	19.00
	AMAZON.COM	01 2222 440 000 2	National Geo History	24.00
11/08/2016				
	AMAZON.COM	01 2222 440 000 1	Sports Illustrated Kids	22.50
11/08/2016				
	AMAZON.COM	01 1100 480 000 1	2 way radios for Elem playground	119.98
11/04/2016				
	AMAZON.COM	01 2222 410 000 1	Delkin 8 GB SD PRO Class 10	18.75
	AMAZON.COM	01 1235 410 000 2	Ear buds RCA HP159BK	22.95
	AMAZON.COM	01 2222 410 000 1	Delkin 16 GB SD PRO Class 10	14.95
	AMAZON.COM	01 1100 410 000 2	Sharpie Accent Highlighters Yellow	35.94
	AMAZON.COM	01 1100 410 000 1	Post it flags 35/4	29.99
11/04/2016				
	AMAZON.COM	01 2222 410 000 2	Cricut Chalkboard Cartridge by Cricut	19.96
	AMAZON.COM	01 2222 410 000 2	Cricut Universal Overlay for Cartridge b	1.99
	AMAZON.COM	01 2222 410 000 2	Cricut Home Décor Vinyl Wall Art Cartrid	18.50
	AMAZON.COM	01 2222 410 000 2	Provo Craft 2003214 Cricut Font Cartridg	18.51
	AMAZON.COM	01 2222 410 000 2	Provo Craft 2002851 Intricate Cut Quotes	15.21
11/04/2016				
	AMAZON.COM	01 1100 410 000 1	Lumistick Glow Light Stick Bracelets, Pa	29.99
11/08/2016				
	AMAZON.COM	01 1175 410 000 2	VicTsing Latest USB Slim Portable Extern	43.98
	AMAZON.COM	01 1175 410 000 2	AmazonBasics High-Speed HDMI Cable - 6 F	13.68
	AMAZON.COM	01 1175 410 000 2	AmazonBasics High-Speed HDMI Cable - 3 F	16.44
11/08/2016				
	AMAZON.COM	01 2222 430 000 2	Conviction Hardcover - May 19, 2015 by K	11.38
	AMAZON.COM	01 2222 430 000 2	Alive Hardcover - June 9, 2015 by Chandl	12.59
	AMAZON.COM	01 2222 430 000 2	Six of Crows Hardcover - September 29, 2	11.80
	AMAZON.COM	01 2222 430 000 2	The Darkest Part of the Forest Hardcover	6.23
	AMAZON.COM	01 2222 430 000 2	Charlie, Presumed Dead Hardcover - June	5.86
	AMAZON.COM	01 2222 430 000 2	Mark of the Thief (Mark of the Thief, Bo	12.06
	AMAZON.COM	01 2222 430 000 2	Rise of the Wolf (Mark of the Thief, Boo	10.58

<u>Invoice Date</u>	<u>Vendor Name</u>	<u>Account Number</u>	<u>Description</u>	<u>Amount</u>
	AMAZON.COM	01 2222 430 000 2	Out of Darkness (Fiction - Young Adult)	12.01
	AMAZON.COM	01 2222 430 000 2	Paper Hearts Hardcover - September 1, 20	5.93
11/08/2016				
	AMAZON.COM	01 2222 430 000 2	Projekt 1065: A Novel of World War II Ha	9.65
11/08/2016				
	AMAZON.COM	01 1180 410 000 2	DeWalt Power Cord	15.49
			Vendor Total:	1,013.72
10/31/2016				
	BIRCH COMMUNICATIONS	01 1235 382 000 1	Monthly Charges	25.16
	BIRCH COMMUNICATIONS	01 1235 382 000 2	Monthly Charges	25.16
10/31/2016				
	BIRCH COMMUNICATIONS	01 2510 382 000 1	Monthly Service	210.27
10/31/2016				
	BIRCH COMMUNICATIONS	01 2510 382 000 1	Monthly Service	83.26
	BIRCH COMMUNICATIONS	01 2510 382 000 2	Monthly Service	83.26
10/31/2016				
	BIRCH COMMUNICATIONS	01 2510 382 000 2	Monthly Service	618.32
			Vendor Total:	1,045.43
11/11/2016				
	BLACK HILLS ENERGY	01 2610 321 000 2	Monthly Service	1,368.79
11/11/2016				
	BLACK HILLS ENERGY	01 2610 321 000 1	Monthly Service	2,627.50
			Vendor Total:	3,996.29
10/18/2016				
	CORNHUSKER MARRIOTT HOTEL, THE	01 4311 670 000 2	Lodging - NHSPA - C. Spader	312.00
	CORNHUSKER MARRIOTT HOTEL, THE	01 2212 670 000 2	Taxes (will receive credit in Nov)	52.22
			Vendor Total:	364.22
11/08/2016				
	ED HELPER.COM	01 1220 467 000 2	online teacher subscription for teaching	39.98
			Vendor Total:	39.98
09/28/2016				
	EDUCATIONAL TESTING SERVICE	01 1100 670 000 1	Para Pro Testing Codes	220.00
			Vendor Total:	220.00
10/05/2016				
	FAIRFIELD INN & SUITES	01 2120 670 000 2	Credit - Gallup Strengths - Lodging	(94.45)
			Vendor Total:	(94.45)
09/28/2016				
	HILTON OMAHA	01 1220 670 000 1	Tri State Regional Conf - Lodging	87.44
	HILTON OMAHA	01 1220 670 000 2	Tri State Regional Conf - Lodging	87.44
			Vendor Total:	174.88
11/08/2016				

<u>Invoice Date</u>	<u>Vendor Name</u>	<u>Account Number</u>	<u>Description</u>	<u>Amount</u>
	JO-ANN STORES, LLC	01 4968 410 000 2	Blizzard Fleece Fabric Solids Royal Blue	134.70
	JO-ANN STORES, LLC	01 4968 410 000 2	Blizzard Fleece Fabric Solids White	134.70
	JO-ANN STORES, LLC	01 4968 410 000 2	shipping/tax	43.41
			Vendor Total:	312.81
10/10/2016				
	NEBRASKA SCHOOL COUNSELOR ASSOCIATION	01 2120 670 000 1	NSCA Academy Regis - M. Hilker	175.00
	NEBRASKA SCHOOL COUNSELOR ASSOCIATION	01 2120 670 000 1	NSCA Academy Regis - B. Corkle	87.50
	NEBRASKA SCHOOL COUNSELOR ASSOCIATION	01 2120 670 000 2	NSCA Academy Regis - C. Hilker	175.00
	NEBRASKA SCHOOL COUNSELOR ASSOCIATION	01 2120 670 000 2	NSCA Academy Regis - B. Corkle	87.50
			Vendor Total:	525.00
11/01/2016				
	NPPD	01 2610 322 000 1	Monthly Service	3,701.30
	NPPD	01 2610 322 000 2	Monthly Service	3,502.89
			Vendor Total:	7,204.19
10/19/2016				
	UPS	01 2510 381 000 2	Shipping-Sale of Books	22.28
			Vendor Total:	22.28
10/31/2016				
	WEX BANK	01 2760 336 000 7	Mini Bus Fuel	31.08
			Vendor Total:	31.08
			Checking Account Total:	14,855.43

O'Neill Public School Expenditures 2016-2017

	2015-16 Budget	September	October	YTD Expenditures	Ending Balance	Budget Used
Regular Instructional	3,920,702.00	293,544.01	290,598.82	584,142.83	3,336,559.17	14.9%
Vocational Education	594,746.00	45,295.81	48,981.50	94,277.31	500,468.69	15.9%
Gifted Program	22,530.00	895.69	576.59	1,472.28	21,057.72	6.5%
ELL Program	330,000.00	26,612.43	26,349.34	52,961.77	277,038.23	16.0%
Poverty Programs	451,250.00	39,237.62	41,440.59	80,678.21	370,571.79	17.9%
Early Childhood Programs	101,150.00	8,198.71	8,291.25	16,489.96	84,660.04	16.3%
Special Education	1,679,315.00	113,070.25	121,876.08	234,946.33	1,444,368.67	14.0%
Other Pupil Services	642,730.00	118,243.90	54,441.01	172,684.91	470,045.09	26.9%
Support Services-Staff	11,400.00	981.51	-	981.51	10,418.49	8.6%
Library Services	311,384.00	24,283.93	27,650.36	51,934.29	259,449.71	16.7%
Distance Learning	9,000.00	3,400.00	791.47	4,191.47	4,808.53	46.6%
General Administration	343,550.00	26,268.91	23,837.35	50,106.26	293,443.74	14.6%
Principals	335,090.00	27,924.28	27,752.28	55,676.56	279,413.44	16.6%
Admin-Business Services	140,200.00	7,028.98	5,881.63	12,910.61	127,289.39	9.2%
Vehicle Acquisition & Maint.	2,850.00	99.36	-	99.36	2,750.64	3.5%
Maint & Operation-Buildings	1,930,212.00	59,295.37	68,873.85	128,169.22	1,802,042.78	6.6%
Pupil Transportation	313,600.00	12,824.80	34,153.38	46,978.18	266,621.82	15.0%
State Categorical	7,000.00	319.32	503.80	823.12	6,176.88	11.8%
Title I	220,000.00	16,199.16	14,491.01	30,690.17	189,309.83	14.0%
Federal Programs	147,720.00	12,445.98	17,467.32	29,913.30	117,806.70	20.3%
IDEA	183,100.00	21,376.54	22,644.33	44,020.87	139,079.13	24.0%
Summer School	6,300.00	-	-	-	6,300.00	0.0%
Transfers to Activity Fund	51,000.00	-	51,000.00	51,000.00	-	100.0%
TOTAL EXPENDITURES	11,754,829.00	857,546.56	887,601.96	1,745,148.52	10,009,680.48	14.8%

2016-2017

September	857,546.56
October	887,601.96
November	-
December	-
January	-
February	-
March	-
April	-
May	-
June	-
July	-
August	-
YTD Expenditures	<u>1,745,148.52</u>

Account Number	Account Description	Revised Budget	Expended During Month	Expenditures to Date	% of Budget
01	GENERAL FUND				
01 1100 110 000 1	REG. TEACHER'S SALARIES-E	\$1,112,000.00	\$92,918.41	\$185,996.82	16.73
01 1100 110 000 2	REG. TEACHER'S SALARIES-S	\$15,350.00	\$1,279.05	\$2,558.10	16.67
01 1100 120 000 1	REG. SUB. SALARIES-E	\$28,000.00	\$2,645.00	\$4,130.00	14.75
01 1100 120 000 2	REG. SUB. SALARIES-S	\$500.00	\$69.38	\$91.88	18.38
01 1100 130 000 1	STIPENDS-ELEM	\$1,000.00	\$0.00	\$0.00	0.00
01 1100 130 000 2	STIPENDS-SEC	\$0.00	\$0.00	\$0.00	0.00
01 1100 140 000 1	REG. AIDES SALARIES-E	\$0.00	\$0.00	\$0.00	0.00
01 1100 140 000 2	REG. AIDES SALARIES-S	\$0.00	\$0.00	\$0.00	0.00
01 1100 141 000 1	REG SUB AIDES SALARIES-E	\$0.00	\$0.00	\$0.00	0.00
01 1100 141 000 2	REG SUB AIDES SALARIES-S	\$0.00	\$0.00	\$0.00	0.00
01 1100 210 000 1	REG. SOCIAL SECURITY-E	\$85,000.00	\$7,122.99	\$14,167.28	16.67
01 1100 210 000 2	REG. SOCIAL SECURITY-S	\$1,175.00	\$100.53	\$197.48	16.81
01 1100 220 000 1	REG. RETIREMENT-E	\$82,000.00	\$6,832.08	\$13,675.94	16.68
01 1100 220 000 2	REG. RETIREMENT-S	\$1,175.00	\$98.46	\$193.24	16.45
01 1100 221 000 1	REG. RETIREMENT-E	\$28,000.00	\$2,346.16	\$4,696.37	16.77
01 1100 221 000 2	REG. RETIREMENT-S	\$500.00	\$33.80	\$66.35	13.27
01 1100 222 000 2	RETIREMENT INSTALLMENT	\$0.00	\$0.00	\$0.00	0.00
01 1100 230 000 1	REG. HEALTH INSURANCE-E	\$280,500.00	\$23,526.47	\$47,052.94	16.77
01 1100 230 000 2	REG. HEALTH INSURANCE-S	\$4,500.00	\$370.94	\$741.88	16.49
01 1100 283 000 1	UNEMPLOYMENT COMP OR INS	\$0.00	\$0.00	\$0.00	0.00
01 1100 283 000 2	UNEMPLOYMENT COMP OR INS	\$0.00	\$0.00	\$0.00	0.00
01 1100 290 000 1	OTHER BENEFITS	\$0.00	\$0.00	\$0.00	0.00
01 1100 318 000 1	INSTRUCTIONAL CONTRACT SERVICES-E	\$0.00	\$0.00	\$0.00	0.00
01 1100 319 000 1	INSTRUCTIONAL PUR.SER.-E	\$0.00	\$0.00	\$0.00	0.00
01 1100 319 000 2	INSTRUCTIONAL PUR.SER.-S	\$0.00	\$0.00	\$0.00	0.00
01 1100 410 000 1	REG. SUPPLIES-ELEM.	\$75,000.00	\$1,976.60	\$3,984.86	5.56
01 1100 410 000 2	REG. SUPPLIES-SEC.	\$40,000.00	\$1,247.47	\$2,569.70	6.42
01 1100 420 000 1	REG. TEXTBOOKS-ELEM.	\$50,000.00	\$0.00	\$78.27	0.16
01 1100 420 000 2	REG. TEXTBOOKS-SEC.	\$1,500.00	\$0.00	\$0.00	0.00
01 1100 421 000 1	TEXTBOOK LOAN PROGRAM-ELE	\$2,000.00	\$0.00	\$0.00	0.00
01 1100 421 000 2	TEXTBOOK LOAN PROGRAM-SEC	\$2,000.00	\$0.00	\$0.00	0.00
01 1100 440 000 1	PERIODICALS-EL	\$0.00	\$0.00	\$801.74	0.00
01 1100 460 000 1	COMPUTER HARDWARE (<5000) - E	\$60,000.00	\$0.00	\$0.00	0.00
01 1100 460 000 2	COMPUTER HARDWARE (<5000)- S	\$120,000.00	\$0.00	\$0.00	0.00
01 1100 465 000 1	COMPUTER SOFTWARE - ELEM	\$35,000.00	\$0.00	\$0.00	0.00

Account Number	Account Description	Revised Budget	Expended During Month	Expenditures to Date	% of Budget
01 1100 465 000 2	COMPUTER SOFTWARE - SEC	\$35,000.00	\$0.00	\$0.00	0.00
01 1100 467 000 1	WEB/CLOUD BASED SOFTWARE - E	\$0.00	\$902.85	\$902.85	0.00
01 1100 467 000 2	WEB/CLOUD BASED SOFTWARE - S	\$0.00	\$902.85	\$902.85	0.00
01 1100 480 000 1	EQUIPMENT (<5000) - ELEM	\$2,000.00	\$0.00	\$0.00	0.00
01 1100 480 000 2	EQUIPMENT (<5000) SEC	\$1,000.00	\$0.00	\$0.00	0.00
01 1100 490 000 1	OTHER SUPPLIES AND MATERIALS	\$0.00	\$0.00	\$0.00	0.00
01 1100 490 000 2	OTHER SUPPLIES AND MATERIALS	\$0.00	\$0.00	\$0.00	0.00
01 1100 670 000 1	TRAVEL EXPENSE - ELEM	\$100.00	\$114.00	\$114.00	471.50
01 1100 670 000 2	TRAVEL EXPENSE - SEC	\$100.00	\$0.00	\$0.00	52.50
1100	REGULAR INSTRUCTIONAL PROGRAMS	\$2,063,400.00	\$142,487.04	\$282,922.55	13.76
01 1102 318 000 2	AG GREENHOUSE CONTRACTED SERVICES	\$0.00	\$0.00	\$0.00	0.00
01 1102 410 000 2	AG GREENHOUSE SUPPLIES	\$0.00	\$0.00	\$0.00	0.00
1102	AG GREENHOUSE	\$0.00	\$0.00	\$0.00	0.00
01 1103 110 000 2	AG ED SALARIES - S	\$51,000.00	\$4,242.53	\$8,660.59	16.98
01 1103 120 000 2	AG ED SUBSTITUTE SALARIES - S	\$2,500.00	\$420.00	\$420.00	16.80
01 1103 210 000 2	AG ED SOCIAL SECURITY - S	\$3,900.00	\$356.68	\$694.67	17.81
01 1103 220 000 2	AG ED RETIREMENT - S	\$3,700.00	\$313.42	\$637.13	17.22
01 1103 221 000 2	AG ED RETIREMENT - S	\$1,300.00	\$107.63	\$255.60	19.66
01 1103 230 000 2	AG ED HEALTH INSURANCE - S	\$6,500.00	\$1,111.76	\$2,223.52	34.21
01 1103 318 000 2	AG ED CONT SERVICES - S	\$0.00	\$0.00	\$0.00	0.00
01 1103 410 000 2	AG ED SUPPLIES - S	\$5,500.00	\$0.00	\$0.00	0.00
01 1103 420 000 2	AG ED TEXTBOOKS - S	\$5,000.00	\$0.00	\$0.00	0.00
01 1103 460 000 2	AG ED COMPUTER HARDWARE - S	\$0.00	\$0.00	\$0.00	0.00
01 1103 465 000 2	AG ED COMPUTER SOFTWARE - S	\$300.00	\$0.00	\$0.00	0.00
01 1103 480 000 2	AG ED EQUIPMENT <5000 - S	\$0.00	\$0.00	\$0.00	0.00
01 1103 630 000 2	AG ED DUES AND FEES	\$400.00	\$0.00	\$0.00	0.00
01 1103 670 000 2	AG ED TRAVEL - S	\$750.00	\$0.00	\$463.47	61.80
01 1103 690 000 2	AG ED OTHER MISC EXP - S	\$0.00	\$0.00	\$0.00	0.00
1103	AG EDUCATION	\$80,850.00	\$6,552.02	\$13,354.98	50.22
01 1104 110 000 2	ALT ED SALARIES	\$0.00	\$0.00	\$0.00	0.00
01 1104 210 000 2	ALT ED SOCIAL SECURITY	\$0.00	\$0.00	\$0.00	0.00
01 1104 220 000 2	ALT ED RETIREMENT	\$0.00	\$0.00	\$0.00	0.00
01 1104 221 000 2	ALT ED RETIREMENT 1%	\$0.00	\$0.00	\$0.00	0.00
01 1104 230 000 2	ALT ED HEALTH INS	\$0.00	\$0.00	\$0.00	0.00
1104	ALTERNATIVE ED	\$0.00	\$0.00	\$0.00	0.00

Account Number	Account Description	Revised Budget	Expended During Month	Expenditures to Date	% of Budget
01 1105 110 000 1	ART REGULAR SALARIES-E	\$20,000.00	\$1,635.00	\$3,402.00	17.01
01 1105 110 000 2	ART REGULAR SALARIES-S	\$46,000.00	\$3,828.62	\$7,657.24	16.65
01 1105 120 000 1	ART SUB SALARIES-E	\$500.00	\$120.00	\$120.00	24.00
01 1105 120 000 2	ART SUB SALARIES-S	\$800.00	\$120.00	\$220.00	27.50
01 1105 210 000 1	ART SOCIAL SECURITY-E	\$1,500.00	\$134.26	\$269.43	17.96
01 1105 210 000 2	ART SOCIAL SECURITY-S	\$3,500.00	\$293.08	\$584.62	16.70
01 1105 220 000 1	ART RETIREMENT-E	\$1,500.00	\$120.22	\$250.14	16.68
01 1105 220 000 2	ART RETIREMENT-S	\$3,400.00	\$282.99	\$564.50	16.60
01 1105 221 000 1	ART RETIREMENT 1%-E	\$500.00	\$41.29	\$85.91	17.18
01 1105 221 000 2	ART RETIREMENT 1%-S	\$1,000.00	\$97.17	\$193.84	19.38
01 1105 230 000 1	ART HEALTH INS-E	\$6,000.00	\$474.87	\$949.74	15.83
01 1105 230 000 2	ART HEALTH INS-S	\$13,500.00	\$1,111.76	\$2,223.52	16.47
01 1105 410 000 1	ART SUPPLIES-E	\$2,600.00	\$0.00	\$0.00	0.00
01 1105 410 000 2	ART SUPPLIES-S	\$3,600.00	\$0.00	\$14.00	0.39
01 1105 465 000 2	ART COMPUTER SOFTWARE	\$0.00	\$0.00	\$0.00	0.00
01 1105 670 000 1	ART TRAVEL EXP-E	\$0.00	\$100.00	\$100.00	0.00
01 1105 670 000 2	ART TRAVEL EXP-S	\$0.00	\$0.00	\$0.00	0.00
1105 ART		\$104,400.00	\$8,359.26	\$16,634.94	15.93
01 1108 110 000 1	BAND REGULAR SALARIES-E	\$18,500.00	\$1,386.34	\$2,810.11	15.19
01 1108 110 000 2	BAND REGULAR SALARIES-S	\$55,500.00	\$4,159.04	\$8,430.37	15.19
01 1108 120 000 1	BAND SUB SALARIES-E	\$50.00	\$0.00	\$0.00	0.00
01 1108 120 000 2	BAND SUB SALARIES-S	\$150.00	\$0.00	\$0.00	0.00
01 1108 210 000 1	BAND SOCIAL SECURITY-E	\$1,400.00	\$105.85	\$214.56	15.33
01 1108 210 000 2	BAND SOCIAL SECURITY-S	\$4,200.00	\$317.58	\$643.75	15.33
01 1108 220 000 1	BAND RETIREMENT-E	\$1,500.00	\$101.93	\$206.62	13.77
01 1108 220 000 2	BAND RETIREMENT-S	\$4,000.00	\$305.81	\$619.87	15.50
01 1108 221 000 1	BAND RETIREMENT 1%-E	\$500.00	\$35.00	\$70.95	14.19
01 1108 221 000 2	BAND RETIREMENT 1%-S	\$1,400.00	\$105.02	\$212.88	15.21
01 1108 230 000 1	BAND HEALTH INS-E	\$4,500.00	\$370.93	\$741.86	16.49
01 1108 230 000 2	BAND HEALTH INS-S	\$13,500.00	\$1,112.79	\$2,225.58	16.49
01 1108 318 000 1	BAND-CONTRACTED SERVICES-E	\$0.00	\$0.00	\$0.00	0.00
01 1108 318 000 2	BAND-CONTRACTED SERVICES-S	\$1,000.00	\$0.00	\$0.00	0.00
01 1108 410 000 1	BAND SUPPLIES-E	\$300.00	\$0.00	\$0.00	0.00
01 1108 410 000 2	BAND SUPPLIES-S	\$2,300.00	\$436.69	\$436.69	18.99
01 1108 480 000 2	BAND EQUIPMENT-S	\$750.00	\$0.00	\$0.00	0.00
01 1108 670 000 1	BAND TRAVEL EXP-E	\$250.00	\$0.00	\$0.00	0.00
01 1108 670 000 2	BAND TRAVEL EXP-S	\$2,000.00	\$0.00	\$100.00	5.00

Account Number	Account Description	Revised Budget	Expended During Month	Expenditures to Date	% of Budget
1108 BAND		\$111,800.00	\$8,436.98	\$16,713.24	14.95
01 1112 110 000 2	BUSINESS SALARIES - S.	\$124,260.00	\$10,355.00	\$20,710.00	16.67
01 1112 120 000 2	BUSINESS SUB-S	\$2,000.00	\$400.00	\$400.00	20.00
01 1112 130 000 2	BUSINESS STIPEND- S	\$0.00	\$0.00	\$0.00	0.00
01 1112 210 000 2	BUSINESS SOC. SEC.-S	\$9,500.00	\$804.08	\$1,577.55	16.61
01 1112 220 000 2	BUSINESS RETIREMENT-S	\$9,000.00	\$761.38	\$1,522.77	16.92
01 1112 221 000 2	BUSINESS RETIREMENT-S	\$3,500.00	\$261.47	\$522.93	14.94
01 1112 230 000 2	BUSINESS HEALTH INS.-S	\$36,000.00	\$2,967.44	\$5,934.88	16.49
01 1112 410 000 2	BUSINESS SUPPLIES-S	\$1,000.00	\$0.00	\$0.00	0.00
01 1112 420 000 2	BUSINESS TEXTBOOKS-S	\$2,500.00	\$0.00	\$0.00	0.00
01 1112 440 000 2	BUSINESS-SUBSCRIPTIONS-S	\$0.00	\$0.00	\$0.00	0.00
01 1112 460 000 2	BUSINESS HARDWARE-S	\$12,750.00	\$2,245.00	\$2,245.00	17.61
01 1112 465 000 2	BUSINESS SOFTWARE-S	\$200.00	\$0.00	\$0.00	0.00
01 1112 480 000 2	BUSINESS EQUIPMENT (<5000)- S	\$0.00	\$0.00	\$0.00	0.00
01 1112 490 000 2	BUSINESS-OTHER/COMP.SUPPL	\$0.00	\$0.00	\$0.00	0.00
01 1112 670 000 2	BUSINESS TRAVEL-S	\$0.00	\$0.00	\$0.00	0.00
01 1112 690 000 2	BUSINESS OTHER-S	\$0.00	\$0.00	\$0.00	0.00
1112 BUSINESS		\$200,710.00	\$17,794.37	\$32,913.13	16.40
01 1114 110 000 2	ENGLISH SALARIES-S	\$262,000.00	\$18,463.71	\$39,719.99	15.16
01 1114 120 000 2	ENGLISH SUB SALARIES-S	\$5,750.00	\$1,647.77	\$2,641.45	45.94
01 1114 130 000 2	ENGLISH STIPEND - S	\$1,000.00	\$0.00	\$0.00	0.00
01 1114 210 000 2	ENGLISH SOCIAL SECURITY-S	\$20,000.00	\$1,472.50	\$3,108.73	15.54
01 1114 220 000 2	ENGLISH RETIREMENT-S	\$19,000.00	\$1,358.70	\$2,921.63	15.38
01 1114 221 000 2	ENGLISH RETIREMENT 1%-S	\$6,600.00	\$466.58	\$1,003.29	15.20
01 1114 230 000 2	ENGLISH HEALTH INS-S	\$62,000.00	\$5,033.78	\$10,066.73	16.24
01 1114 318 000 2	ENGLISH CONT SERVICES-S	\$0.00	\$0.00	\$0.00	0.00
01 1114 410 000 2	ENGLISH SUPPLIES-S	\$6,500.00	\$0.00	\$0.00	0.00
01 1114 420 000 2	ENGLISH TEXTBOOKS-S	\$10,000.00	\$0.00	\$0.00	0.00
01 1114 440 000 2	ENGLISH SUBSCRIPTION-S	\$500.00	\$0.00	\$0.00	0.00
01 1114 467 000 2	ENGLISH WEB/CLOUD SOFTWARE	\$0.00	\$0.00	\$0.00	0.00
01 1114 670 000 2	ENGLISH-TRAVEL EXPENSE AND MILEAGE	\$1,000.00	\$0.00	\$0.00	0.00
1114 ENGLISH		\$394,350.00	\$28,443.04	\$59,461.82	15.08
01 1118 110 000 2	FCS SALARY-S	\$58,000.00	\$4,809.62	\$9,619.24	16.58
01 1118 120 000 2	FCS SUB SALARY-S	\$1,000.00	\$120.00	\$120.00	12.00
01 1118 210 000 2	FCS SOCIAL SECURITY-S	\$4,400.00	\$368.34	\$727.51	16.53
01 1118 220 000 2	FCS RETIREMENT-S	\$4,200.00	\$355.12	\$708.76	16.88

Account Number	Account Description	Revised Budget	Expended During Month	Expenditures to Date	% of Budget
01 1118 221 000 2	FCS RETIREMENT 1%-S	\$1,500.00	\$121.94	\$243.38	16.23
01 1118 230 000 2	FCS HEALTH INS-S	\$18,000.00	\$1,111.76	\$2,223.52	12.35
01 1118 318 000 2	FCS CONT SERVICES	\$0.00	\$0.00	\$0.00	0.00
01 1118 410 000 2	FCS SUPPLIES-S	\$4,400.00	\$569.02	\$741.82	16.86
01 1118 420 000 2	FCS TEXTBOOKS-S	\$2,500.00	\$0.00	\$0.00	0.00
01 1118 440 000 2	FCS SUBSCRIP-S	\$0.00	\$0.00	\$0.00	0.00
01 1118 460 000 2	FCS COMP HARDWARE	\$0.00	\$0.00	\$0.00	0.00
01 1118 480 000 2	FCS EQUIPMENT	\$400.00	\$0.00	\$0.00	0.00
01 1118 670 000 2	FCS TRAVEL-S	\$0.00	\$0.00	\$0.00	0.00
01 1118 690 000 2	FCS OTHER-S	\$0.00	\$0.00	\$0.00	0.00
1118 FCS		\$94,400.00	\$7,455.80	\$14,384.23	15.24
01 1135 110 000 1	GIFTED SALARIES-E	\$2,000.00	\$0.00	\$0.00	0.00
01 1135 110 000 2	GIFTED SALARIES-S	\$8,000.00	\$120.95	\$640.83	8.01
01 1135 120 000 1	GIFTED SUB SAL. - E	\$150.00	\$7.81	\$17.19	11.46
01 1135 120 000 2	GIFTED SUB SAL.-S	\$150.00	\$179.73	\$311.05	207.37
01 1135 130 000 1	GIFTED STIPEND-E	\$0.00	\$0.00	\$0.00	0.00
01 1135 130 000 2	GIFTED STIPEND-S	\$0.00	\$0.00	\$0.00	0.00
01 1135 210 000 1	GIFTED SOC. SEC.-E	\$200.00	\$0.59	\$1.31	0.66
01 1135 210 000 2	GIFTED SOC. SEC.-S	\$500.00	\$17.13	\$61.06	12.21
01 1135 220 000 1	GIFTED RETIREMENT-E	\$0.00	\$0.00	\$0.00	0.00
01 1135 220 000 2	GIFTED RETIREMENT-S	\$500.00	\$8.89	\$47.12	9.42
01 1135 221 000 1	GIFTED RETIREMENT-E	\$0.00	\$0.00	\$0.00	0.00
01 1135 221 000 2	GIFTED RETIREMENT-S	\$130.00	\$3.05	\$16.18	12.45
01 1135 230 000 1	GIFTED HEALTH INS.-E	\$200.00	\$0.00	\$0.00	0.00
01 1135 230 000 2	GIFTED HEALTH INS. - S	\$1,300.00	\$139.11	\$278.21	21.40
01 1135 319 000 1	GIFTED-PURCH.SERVICES	\$0.00	\$0.00	\$0.00	0.00
01 1135 319 000 2	GIFTED-PURCH.SERV.-SEC.	\$0.00	\$0.00	\$0.00	0.00
01 1135 381 000 2	GIFTED - POSTAGE	\$0.00	\$0.00	\$0.00	0.00
01 1135 410 000 1	GIFTED SUPPLIES-ELEM.	\$2,500.00	\$99.33	\$99.33	3.97
01 1135 410 000 2	GIFTED SUPPLIES-SEC.	\$5,500.00	\$0.00	\$0.00	0.00
01 1135 420 000 1	GIFTED TEXTBOOKS - ELEM	\$0.00	\$0.00	\$0.00	0.00
01 1135 420 000 2	GIFTED TEXTBOOKS - SEC	\$0.00	\$0.00	\$0.00	0.00
01 1135 430 000 2	GIFTED LIBRARY BOOKS- SEC	\$0.00	\$0.00	\$0.00	0.00
01 1135 460 000 1	GIFTED COMP HARDWARE - E	\$0.00	\$0.00	\$0.00	0.00
01 1135 460 000 2	GIFTED COMP HARDWARE - S	\$0.00	\$0.00	\$0.00	0.00
01 1135 465 000 1	GIFTED COMPUTER SOFTWARE-E	\$250.00	\$0.00	\$0.00	0.00
01 1135 465 000 2	GIFTED COMPUTER SOFTWARE-S	\$250.00	\$0.00	\$0.00	0.00

Account Number	Account Description	Revised Budget	Expended During Month	Expenditures to Date	% of Budget
01 1135 480 000 1	GIFTED EQUIP <5000-E	\$0.00	\$0.00	\$0.00	0.00
01 1135 480 000 2	GIFTED EQUIP <5000-SEC	\$0.00	\$0.00	\$0.00	0.00
01 1135 670 000 1	GIFTED TRAVEL-ELEM.	\$150.00	\$0.00	\$0.00	0.00
01 1135 670 000 2	GIFTED TRAVEL-SEC.	\$750.00	\$0.00	\$0.00	0.00
01 1135 690 000 1	GIFTED OTHER-ELEM.	\$0.00	\$0.00	\$0.00	0.00
01 1135 690 000 2	GIFTED OTHER - SEC.	\$0.00	\$0.00	\$0.00	0.00
1135	GIFTED PROGRAM	\$22,530.00	\$576.59	\$1,472.28	6.53
01 1138 110 000 2	MATH SALARIES-S	\$98,000.00	\$8,110.29	\$16,493.73	16.83
01 1138 120 000 2	MATH SUB SALARIES-S	\$2,500.00	\$50.63	\$245.63	9.83
01 1138 130 000 2	MATH STIPENDS - S	\$2,500.00	\$0.00	\$0.00	0.00
01 1138 210 000 2	MATH SOCIAL SECURITY-S	\$7,500.00	\$614.93	\$1,261.82	16.82
01 1138 220 000 2	MATH RETIREMENT-S	\$7,156.00	\$596.62	\$1,194.44	16.69
01 1138 221 000 2	MATH RETIREMENT 1%-S	\$2,500.00	\$204.88	\$410.17	16.41
01 1138 230 000 2	MATH HEALTH INS-S	\$27,500.00	\$2,269.11	\$4,538.22	16.50
01 1138 319 000 2	OTHER PROF/TECH SERVICES-S	\$0.00	\$0.00	\$0.00	0.00
01 1138 381 000 2	MATH POSTAGE	\$0.00	\$0.00	\$0.00	0.00
01 1138 410 000 2	MATH SUPPLIES-S	\$750.00	\$0.00	\$0.00	0.00
01 1138 420 000 2	MATH TEXTBOOKS-S	\$40,000.00	\$0.00	\$0.00	0.00
01 1138 460 000 2	MATH COMPUTER HARDWARE-S	\$0.00	\$0.00	\$0.00	0.00
01 1138 465 000 2	MATH COMPUTER SOFTWARE-S	\$2,500.00	\$0.00	\$0.00	0.00
01 1138 480 000 2	MATH EQUIPMENT-S	\$0.00	\$0.00	\$0.00	0.00
01 1138 670 000 2	MATH TRAVEL EXPENSE - E	\$100.00	\$0.00	\$0.00	0.00
1138	MATH	\$191,006.00	\$11,846.46	\$24,144.01	12.64
01 1140 130 000 2	MONSANTO GRANT STIPENDS	\$0.00	\$0.00	\$0.00	0.00
01 1140 210 000 2	MONSANTO GR SOCIAL SECURITY	\$0.00	\$0.00	\$0.00	0.00
01 1140 220 000 2	MONSANTO GRANT RETIREMENT	\$0.00	\$0.00	\$0.00	0.00
01 1140 221 000 2	MONSANTO GRANT RETIRE 1%	\$0.00	\$0.00	\$0.00	0.00
01 1140 318 000 2	MONSANTO GRANT CONTRACT SERVICES	\$0.00	\$0.00	\$0.00	0.00
01 1140 410 000 2	MONSANTO GRANT SUPPLIES	\$0.00	\$0.00	\$0.00	0.00
01 1140 460 000 2	MONSANTO GRANT COMPUTER HARDWARE	\$0.00	\$0.00	\$0.00	0.00
01 1140 480 000 2	MONSANTO GRANT EQUIP	\$0.00	\$0.00	\$0.00	0.00
01 1140 670 000 2	MONSANTO GRANT TRAVEL EXP	\$0.00	\$0.00	\$0.00	0.00
1140	MONSANTO GRANT	\$0.00	\$0.00	\$0.00	0.00
01 1141 110 000 1	MUSIC SALARIES-E	\$68,016.00	\$5,668.00	\$11,416.00	16.78
01 1141 110 000 2	MUSIC SALARIES-S	\$25,000.00	\$1,362.50	\$3,719.60	14.88
01 1141 120 000 1	MUSIC SUB SALARIES-E	\$1,000.00	\$450.00	\$550.00	55.00

Account Number	Account Description	Revised Budget	Expended During Month	Expenditures to Date	% of Budget
01 1141 120 000 2	MUSIC SUB SALARIES-S	\$500.00	\$110.00	\$110.00	22.00
01 1141 140 000 2	MUSIC SALARIES-S	\$5,760.00	\$310.40	\$584.80	10.15
01 1141 210 000 1	MUSIC SOCIAL SECURITY-E	\$5,200.00	\$468.03	\$915.41	17.60
01 1141 210 000 2	MUSIC SOCIAL SECURITY-S	\$1,700.00	\$136.38	\$337.68	19.86
01 1141 220 000 1	MUSIC RETIREMENT-E	\$5,000.00	\$416.75	\$839.38	16.79
01 1141 220 000 2	MUSIC RETIREMENT-S	\$1,600.00	\$123.75	\$258.81	16.18
01 1141 221 000 1	MUSIC RETIREMENT 1%-E	\$1,700.00	\$143.12	\$288.26	16.96
01 1141 221 000 2	MUSIC RETIREMENT 1%-S	\$600.00	\$42.49	\$88.86	14.81
01 1141 230 000 1	MUSIC HEALTH INS-E	\$18,000.00	\$1,483.72	\$2,967.44	16.49
01 1141 230 000 2	MUSIC HEALTH INS-S	\$7,000.00	\$408.09	\$845.84	12.08
01 1141 318 000 1	MUSIC CONTRACTED SERVICES-E	\$0.00	\$0.00	\$0.00	0.00
01 1141 318 000 2	MUSIC CONTRACTED SERVICES-S	\$0.00	\$0.00	\$0.00	0.00
01 1141 364 000 2	MUSIC TUITION PAID-S	\$0.00	\$0.00	\$0.00	0.00
01 1141 410 000 1	MUSIC SUPPLIES-E	\$1,750.00	\$257.74	\$257.74	16.44
01 1141 410 000 2	MUSIC SUPPLIES-S	\$1,750.00	\$587.98	\$616.93	39.75
01 1141 420 000 1	MUSIC TEXTBOOKS	\$0.00	\$0.00	\$0.00	0.00
01 1141 440 000 1	MUSIC PERIODICALS-E	\$0.00	\$0.00	\$0.00	0.00
01 1141 465 000 2	MUSIC COMPUTER SOFTWARE	\$0.00	\$0.00	\$0.00	0.00
01 1141 480 000 1	MUSIC EQUIPMENT-E	\$300.00	\$0.00	\$0.00	0.00
01 1141 480 000 2	MUSIC EQUIPMENT-S	\$300.00	\$0.00	\$0.00	0.00
01 1141 630 000 1	MUSIC DUES AND FEES-E	\$300.00	\$0.00	\$0.00	0.00
01 1141 630 000 2	MUSIC DUES AND FEES-S	\$500.00	\$0.00	\$0.00	0.00
01 1141 670 000 1	MUSIC TRAVEL-E	\$1,000.00	\$0.00	\$0.00	0.00
01 1141 670 000 2	MUSIC TRAVEL-S	\$1,250.00	\$238.50	\$238.50	19.08
1141	MUSIC	\$148,226.00	\$12,207.45	\$24,035.25	16.29
01 1145 110 000 1	PE SALARIES-E	\$38,586.00	\$3,215.50	\$6,431.00	16.67
01 1145 110 000 2	PE SALARIES-S	\$121,500.00	\$10,113.15	\$20,909.16	17.21
01 1145 120 000 1	PE SUB SALARIES-E	\$750.00	\$0.00	\$160.00	21.33
01 1145 120 000 2	PE SUB SALARIES-S	\$1,750.00	\$220.00	\$232.50	13.29
01 1145 130 000 1	PE STIPEND-E	\$0.00	\$0.00	\$0.00	0.00
01 1145 130 000 2	PE STIPEND-E	\$0.00	\$0.00	\$0.00	0.00
01 1145 210 000 1	PE SOCIAL SECURITY-E	\$3,000.00	\$245.99	\$504.22	16.81
01 1145 210 000 2	PE SOCIAL SECURITY-S	\$9,000.00	\$753.01	\$1,542.57	17.14
01 1145 220 000 1	PE RETIREMENT-E	\$3,000.00	\$236.43	\$473.59	15.79
01 1145 220 000 2	PE RETIREMENT-S	\$9,000.00	\$745.07	\$1,488.67	16.54
01 1145 221 000 1	PE RETIREMENT 1%-E	\$1,000.00	\$81.19	\$162.64	16.26
01 1145 221 000 2	PE RETIREMENT 1%-S	\$3,000.00	\$255.86	\$511.23	17.04

Account Number	Account Description	Revised Budget	Expended During Month	Expenditures to Date	% of Budget
01 1145 230 000 1	PE HEALTH INS-E	\$6,500.00	\$543.31	\$1,086.62	16.72
01 1145 230 000 2	PE HEALTH INS-S	\$34,500.00	\$2,864.35	\$5,727.86	16.60
01 1145 410 000 1	PE SUPPLIES-E	\$1,500.00	\$0.00	\$0.00	0.00
01 1145 410 000 2	PE SUPPLIES-S	\$3,500.00	\$0.00	\$0.00	42.86
01 1145 420 000 2	PE TEXTBOOKS - S	\$0.00	\$0.00	\$0.00	0.00
01 1145 460 000 2	PE COMPUTER HARDWARE-S	\$0.00	\$0.00	\$0.00	0.00
01 1145 480 000 2	PE - EQUIPMENT	\$0.00	\$0.00	\$0.00	0.00
01 1145 670 000 1	PE TRAVEL-E	\$200.00	\$0.00	\$0.00	0.00
01 1145 670 000 2	PE TRAVEL-S	\$1,000.00	\$0.00	\$0.00	0.00
1145 PE		\$237,786.00	\$19,273.86	\$39,230.06	17.13
01 1148 110 000 2	SCIENCE SALARIES-S	\$204,000.00	\$16,963.13	\$34,086.26	16.71
01 1148 120 000 2	SCIENCE SUB SALARIES-S	\$4,500.00	\$632.50	\$840.00	18.67
01 1148 130 000 2	SCIENCE STIPEND-S	\$0.00	\$0.00	\$0.00	0.00
01 1148 210 000 2	SCIENCE SOCIAL SECURITY-S	\$15,500.00	\$1,339.34	\$2,639.29	17.03
01 1148 220 000 2	SCIENCE RETIREMENT-S	\$15,000.00	\$1,248.75	\$2,509.25	16.73
01 1148 221 000 2	SCIENCE RETIREMENT 1%-S	\$5,000.00	\$428.82	\$861.68	17.23
01 1148 230 000 2	SCIENCE HEALTH INS-S	\$57,000.00	\$4,737.36	\$9,474.72	16.62
01 1148 318 000 2	SCIENCE-CONTRACT SERVICES	\$0.00	\$0.00	\$0.00	0.00
01 1148 410 000 1	SCIENCE SUPPLIES-E	\$1,000.00	\$0.00	\$0.00	0.00
01 1148 410 000 2	SCIENCE SUPPLIES-S	\$5,000.00	\$2,575.09	\$6,765.45	136.71
01 1148 420 000 2	SCIENCE TEXTBOOKS-S	\$250.00	\$0.00	\$0.00	119.70
01 1148 440 000 2	SCIENCE PERIODICALS-S	\$0.00	\$0.00	\$0.00	0.00
01 1148 460 000 2	SCIENCE COMPUTER HARDWARE	\$0.00	\$0.00	\$0.00	0.00
01 1148 465 000 2	SCIENCE COMPUTER SOFTWARE	\$0.00	\$0.00	\$0.00	0.00
01 1148 467 000 2	SCIENCE COMP WEB/CLOUD SOFTWARE	\$0.00	\$916.50	\$951.49	0.00
01 1148 480 000 2	SCIENCE EQUIP-S	\$0.00	\$0.00	\$1,711.68	0.00
01 1148 670 000 2	SCIENCE TRAVEL EXP	\$200.00	\$0.00	\$0.00	0.00
1148 SCIENCE		\$307,450.00	\$28,841.49	\$59,839.82	23.80
01 1150 110 000 1	ESL SALARY-E	\$133,000.00	\$9,981.68	\$19,963.36	15.01
01 1150 110 000 2	ESL SALARY-S	\$46,000.00	\$3,944.96	\$7,853.70	17.07
01 1150 120 000 1	ESL SUB SALARY-E	\$2,700.00	\$135.00	\$315.00	11.67
01 1150 120 000 2	ESL SUB SALARY-S	\$700.00	\$100.00	\$200.00	28.57
01 1150 130 000 1	ESL STIPEND SALARY-E	\$0.00	\$0.00	\$0.00	0.00
01 1150 130 000 2	ESL STIPEND SALARY-S	\$0.00	\$0.00	\$0.00	0.00
01 1150 140 000 0	ESL PARA SALARY-PS	\$0.00	\$0.00	\$0.00	0.00
01 1150 140 000 1	ESL PARA SALARY-E	\$21,000.00	\$1,350.00	\$2,700.00	12.86

Account Number	Account Description	Revised Budget	Expended During Month	Expenditures to Date	% of Budget
01 1150 140 000 2	ESL PARA SALARY-S	\$21,000.00	\$2,447.02	\$4,939.83	23.52
01 1150 141 000 0	ESL SUB SALARY-PS	\$0.00	\$0.00	\$0.00	0.00
01 1150 141 000 1	ESL SUB SALARY-E	\$0.00	\$0.00	\$110.25	0.00
01 1150 141 000 2	ESL SUB SALARY-S	\$0.00	\$0.00	\$0.00	0.00
01 1150 142 000 0	TRANSLATOR SALARIES-PS	\$0.00	\$120.75	\$290.22	0.00
01 1150 142 000 1	TRANSLATOR SALARIES-E	\$5,200.00	\$372.12	\$549.99	10.58
01 1150 142 000 2	TRANSLATOR SALARIES-2	\$5,200.00	\$0.00	\$142.17	2.73
01 1150 210 000 0	ESL SOCIAL SECURITY	\$0.00	\$9.25	\$22.22	0.00
01 1150 210 000 1	ESL SOCIAL SECURITY-E	\$12,000.00	\$875.45	\$1,747.99	14.57
01 1150 210 000 2	ESL SOCIAL SECURITY-S	\$4,700.00	\$451.87	\$908.16	19.32
01 1150 220 000 0	ESL RETIREMENT	\$0.00	\$8.88	\$21.34	0.00
01 1150 220 000 1	ESL RETIREMENT-E	\$11,000.00	\$860.56	\$1,706.84	15.52
01 1150 220 000 2	ESL RETIREMENT-S	\$4,500.00	\$470.00	\$951.13	21.14
01 1150 221 000 0	ESL RETIREMENT	\$0.00	\$3.05	\$7.33	0.00
01 1150 221 000 1	ESL RETIREMENT-E	\$3,700.00	\$295.52	\$586.14	15.84
01 1150 221 000 2	ESL RETIREMENT-S	\$1,500.00	\$161.40	\$326.63	21.78
01 1150 230 000 0	ESL HEALTH INSURANCE-PS	\$0.00	\$0.00	\$0.00	0.00
01 1150 230 000 1	ESL HEALTH INSURANCE-E	\$30,500.00	\$2,337.77	\$4,675.54	15.33
01 1150 230 000 2	ESL HEALTH INSURANCE-S	\$24,000.00	\$2,021.66	\$4,418.26	18.41
01 1150 319 000 1	ESL PURCH. SERV-ELEM	\$0.00	\$0.00	\$0.00	0.00
01 1150 319 000 2	ESL PURCH. SERV-SEC	\$0.00	\$0.00	\$0.00	0.00
01 1150 350 000 1	ELL ADVERTISING - E	\$0.00	\$0.00	\$0.00	0.00
01 1150 350 000 2	ELL ADVERTISING - S	\$0.00	\$0.00	\$0.00	0.00
01 1150 410 000 1	ESL SUPPLIES-ELEM.	\$1,000.00	\$0.00	\$123.27	43.50
01 1150 410 000 2	ESL SUPPLIES	\$1,000.00	\$0.00	\$0.00	0.00
01 1150 420 000 1	ESL TEXTS-ELEM.	\$500.00	\$0.00	\$0.00	0.00
01 1150 420 000 2	ESL TEXTS	\$500.00	\$0.00	\$0.00	0.00
01 1150 430 000 2	ELL LIBRARY BOOKS-S	\$0.00	\$0.00	\$0.00	0.00
01 1150 440 000 1	ESL SUBSCRIPTIONS-ELEM.	\$0.00	\$0.00	\$0.00	0.00
01 1150 440 000 2	ESL SUBSCRIPTIONS	\$0.00	\$0.00	\$0.00	0.00
01 1150 460 000 2	COMPUTER HARDWARE (<5000)-S	\$0.00	\$0.00	\$0.00	0.00
01 1150 465 000 1	COMPUTER SOFTWARE - EL	\$0.00	\$0.00	\$0.00	0.00
01 1150 465 000 2	COMPUTER SOFTWARE - SEC	\$0.00	\$0.00	\$0.00	0.00
01 1150 467 000 2	ELL WEB/CLOUD BASED SOFTWARE-S	\$0.00	\$302.40	\$302.40	0.00
01 1150 480 000 2	EQUIPMENT <5000 - SEC	\$0.00	\$0.00	\$0.00	0.00
01 1150 670 000 1	ELL TRAVEL - ELEM	\$150.00	\$0.00	\$0.00	0.00

Account Number	Account Description	Revised Budget	Expended During Month	Expenditures to Date	% of Budget
01 1150 670 000 2	ELL TRAVEL - SEC	\$150.00	\$100.00	\$100.00	66.67
1150	ENGLISH LANGUAGE LEARNERS INSTUCT PRGRM	\$330,000.00	\$26,349.34	\$52,961.77	16.14
01 1160 110 000 0	POVERTY SALARY-PS	\$0.00	\$0.00	\$0.00	0.00
01 1160 110 000 1	POVERTY SALARY-E	\$116,600.00	\$11,642.65	\$24,733.95	21.21
01 1160 110 000 2	POVERTY SALARY-S	\$97,000.00	\$7,926.34	\$16,367.73	16.87
01 1160 120 000 0	POVERTY SUB SALARY-PS	\$0.00	\$0.00	\$0.00	0.00
01 1160 120 000 1	POVERTY SUB SALARY-E	\$5,500.00	\$386.88	\$663.12	12.06
01 1160 120 000 2	POVERTY SUB SALARY-S	\$600.00	\$96.87	\$241.87	40.31
01 1160 130 000 1	POVERTY STIPENDS-E	\$2,000.00	\$300.00	\$600.00	30.00
01 1160 130 000 2	POVERTY STIPENDS-S	\$2,000.00	\$300.00	\$600.00	30.00
01 1160 140 000 1	POVERTY PARA SALARY - E	\$62,500.00	\$4,891.49	\$9,645.97	15.43
01 1160 140 000 2	POVERTY PARA SALARY - S	\$0.00	\$0.00	\$0.00	0.00
01 1160 141 000 1	POVERTY PARA SUB SALARY - E	\$400.00	\$292.82	\$531.98	133.00
01 1160 141 000 2	POVERTY PARA SUB SALARY - S	\$0.00	\$0.00	\$0.00	0.00
01 1160 210 000 0	POVERTY SOCIAL SECURITY-PS	\$0.00	\$0.00	\$0.00	0.00
01 1160 210 000 1	POVERTY SOCIAL SECURITY-E	\$13,000.00	\$1,267.37	\$2,648.08	20.37
01 1160 210 000 2	POVERTY SOCIAL SECURITY-S	\$7,500.00	\$628.61	\$1,300.35	17.34
01 1160 220 000 0	POVERTY RETIREMENT-PS	\$0.00	\$0.00	\$0.00	0.00
01 1160 220 000 1	POVERTY RETIREMENT-E	\$12,500.00	\$1,215.71	\$2,492.81	19.94
01 1160 220 000 2	POVERTY RETIREMENT-S	\$7,000.00	\$583.27	\$1,195.38	17.08
01 1160 221 000 0	POVERTY RETIREMENT-PS	\$0.00	\$0.00	\$0.00	0.00
01 1160 221 000 1	POVERTY RETIREMENT-E	\$4,300.00	\$417.52	\$856.11	19.91
01 1160 221 000 2	POVERTY RETIREMENT-S	\$2,500.00	\$200.30	\$410.50	16.42
01 1160 230 000 0	POVERTY HEALTH INS - PS	\$0.00	\$0.00	\$0.00	0.00
01 1160 230 000 1	POVERTY HEALTH INS - E	\$50,000.00	\$4,599.94	\$9,168.72	18.34
01 1160 230 000 2	POVERTY HEALTH INS - S	\$25,000.00	\$2,050.82	\$4,101.64	16.41
01 1160 319 000 0	OTHER PROF/TECH SERVICES PS	\$0.00	\$0.00	\$0.00	0.00
01 1160 319 000 1	POVERTY PROF/TECH SERV-E	\$5,500.00	\$4,640.00	\$5,120.00	93.09
01 1160 327 000 1	POVERTY RENTALS OR LEASES-E	\$0.00	\$0.00	\$0.00	0.00
01 1160 381 000 1	POVERTY POSTAGE-E	\$0.00	\$0.00	\$0.00	0.00
01 1160 381 000 2	POVERTY POSTAGE-S	\$0.00	\$0.00	\$0.00	0.00
01 1160 382 000 1	POVERTY DISTANCE ED & TELECOMM - E	\$250.00	\$0.00	\$0.00	0.00
01 1160 382 000 2	POVERTY DISTANCE ED & TELECOMM - S	\$250.00	\$0.00	\$0.00	0.00
01 1160 410 000 0	POVERTY SUPPLIES PS	\$750.00	\$0.00	\$0.00	0.00
01 1160 410 000 1	POVERTY SUPPLIES E	\$500.00	\$0.00	\$0.00	0.00

Account Number	Account Description	Revised Budget	Expended During Month	Expenditures to Date	% of Budget
01 1160 410 000 2	POVERTY SUPPLIES S	\$100.00	\$0.00	\$0.00	0.00
01 1160 420 000 1	POVERTY TEXTBOOKS - E	\$0.00	\$0.00	\$0.00	0.00
01 1160 420 000 2	POVERTY TEXTBOOKS - S	\$0.00	\$0.00	\$0.00	0.00
01 1160 460 000 1	POVERTY COMP HARDWARE - E	\$0.00	\$0.00	\$0.00	0.00
01 1160 465 000 2	POVERTY COMP SOFTWARE-S	\$3,500.00	\$0.00	\$0.00	15.57
01 1160 467 000 1	POVERTY WEB/CLOUD SOFTWARE- E	\$0.00	\$0.00	\$0.00	0.00
01 1160 480 000 0	POVERTY FURNITURE & EQUIP-PS	\$0.00	\$0.00	\$0.00	0.00
01 1160 480 000 1	POVERTY FURNITURE & EQUIP-E	\$0.00	\$0.00	\$0.00	0.00
01 1160 480 000 2	POVERTY FURNITURE & EQUIP-S	\$0.00	\$0.00	\$0.00	0.00
01 1160 670 000 0	POVERTY TRAVEL EXPENSE - PS	\$0.00	\$0.00	\$0.00	0.00
01 1160 670 000 1	POVERTY TRAVEL EXPENSE - E	\$1,000.00	\$0.00	\$0.00	0.00
01 1160 670 000 2	POVERTY TRAVEL EXPENSE - S	\$1,000.00	\$0.00	\$0.00	0.00
1160	PROVERTY PROGRAMS	\$421,250.00	\$41,440.59	\$80,678.21	19.28
01 1161 140 000 1	DE POVERTY PARA SALARY - E	\$25,000.00	\$0.00	\$0.00	0.00
01 1161 210 000 1	DE POVERTY SOCIAL SECURITY-E	\$1,750.00	\$0.00	\$0.00	0.00
01 1161 220 000 1	DE POVERTY RETIREMENT-E	\$1,600.00	\$0.00	\$0.00	0.00
01 1161 221 000 1	DE POVERTY RETIREMENT 1%-E	\$250.00	\$0.00	\$0.00	0.00
01 1161 410 000 1	DE POVERTY SUPPLIES	\$1,400.00	\$0.00	\$0.00	0.00
1161	POVERTY PROG-DEVELOPING EAGLES	\$30,000.00	\$0.00	\$0.00	0.00
01 1171 110 000 2	SOCIAL STUDIES SALARIES-S	\$195,000.00	\$16,375.54	\$32,426.21	16.63
01 1171 120 000 2	SOCIAL STUDIES SUB SALARIES-S	\$2,500.00	\$1,052.81	\$1,462.19	58.49
01 1171 130 000 2	SOCIAL STUDIES STIPENDS-S	\$0.00	\$0.00	\$0.00	0.00
01 1171 210 000 2	SOCIAL STUDIES SOC SEC-S	\$15,000.00	\$1,310.30	\$2,546.98	16.98
01 1171 220 000 2	SOCIAL STUDIES RETIREMENT-S	\$14,000.00	\$1,205.54	\$2,385.71	17.04
01 1171 221 000 2	SOCIAL STUDIES RETIRE 1%-S	\$5,000.00	\$413.98	\$819.25	16.39
01 1171 230 000 2	SOCIAL STUDIES HEALTH INS-S	\$38,000.00	\$3,128.88	\$6,200.71	16.32
01 1171 410 000 1	SOCIAL STUDIES SUPPLIES-E	\$0.00	\$0.00	\$0.00	0.00
01 1171 410 000 2	SOCIAL STUDIES SUPPLIES-S	\$700.00	\$0.00	\$612.90	121.84
01 1171 420 000 1	SOCIAL STUDIES TEXTBOOKS-E	\$0.00	\$0.00	\$0.00	0.00
01 1171 420 000 2	SOCIAL STUDIES TEXTBOOKS-S	\$0.00	\$0.00	\$0.00	0.00
01 1171 440 000 2	SOCIAL STUDIES SUBSCR-S	\$600.00	\$0.00	\$162.97	27.16
01 1171 670 000 2	SOC STUDIES TRAVEL EXP-S	\$250.00	\$0.00	\$100.00	40.00
1171	SOCIAL STUDIES	\$271,050.00	\$23,487.05	\$46,716.92	17.32
01 1173 110 000 2	SPANISH SALARIES-S	\$59,514.00	\$4,959.50	\$9,919.00	16.67
01 1173 120 000 2	SPANISH SUB SALARIES-S	\$1,000.00	\$95.62	\$203.12	20.31
01 1173 130 000 2	SPANISH STIPEND-S	\$70.00	\$0.00	\$0.00	0.00

Account Number	Account Description	Revised Budget	Expended During Month	Expenditures to Date	% of Budget
01 1173 210 000 2	SPANISH SOCIAL SECURITY-S	\$4,500.00	\$369.97	\$740.87	16.46
01 1173 220 000 2	SPANISH RETIREMENT-S	\$4,400.00	\$366.84	\$732.98	16.66
01 1173 221 000 2	SPANISH RETIREMENT 1%-S	\$1,500.00	\$126.01	\$251.75	16.78
01 1173 230 000 2	SPANISH HEALTH INS-S	\$16,000.00	\$1,298.25	\$2,596.50	16.23
01 1173 410 000 2	SPANISH SUPPLIES-S	\$2,000.00	\$0.00	\$0.00	0.00
01 1173 420 000 2	SPANISH-TEXTBOOKS	\$2,000.00	\$0.00	\$0.00	0.00
01 1173 465 000 2	SPANISH SOFTWARE-S	\$250.00	\$0.00	\$0.00	0.00
1173 SPANISH		\$91,234.00	\$7,216.19	\$14,444.22	15.83
01 1175 110 000 1	TECHNOLOGY SALARY-E	\$13,080.00	\$1,090.00	\$2,268.00	17.34
01 1175 110 000 2	TECHNOLOGY SALARY-S	\$25,506.00	\$2,125.50	\$4,251.00	16.67
01 1175 120 000 1	TECHNOLOGY SUB SAL.-E	\$150.00	\$80.00	\$80.00	53.33
01 1175 120 000 2	TECHNOLOGY SUB. SAL.-S	\$150.00	\$0.00	\$0.00	0.00
01 1175 130 000 2	TECHNOLOGY STIPENDS-S	\$0.00	\$0.00	\$0.00	0.00
01 1175 140 000 1	TECHNOLOGY PARA SALARY-E	\$0.00	\$0.00	\$0.00	0.00
01 1175 141 000 1	TECHNOLOGY PARA SUB SAL-E	\$0.00	\$0.00	\$0.00	0.00
01 1175 210 000 1	TECHNOLOGY SOC. SEC.-E	\$1,000.00	\$89.50	\$179.62	17.96
01 1175 210 000 2	TECHNOLOGY SOC. SEC.-S	\$2,000.00	\$166.03	\$320.58	16.03
01 1175 220 000 1	TECHNOLOGY RET. - E	\$950.00	\$80.14	\$166.76	17.55
01 1175 220 000 2	TECHNOLOGY RET. - S	\$1,900.00	\$156.28	\$312.56	16.45
01 1175 221 000 1	TECHNOLOGY RET. - E	\$500.00	\$27.52	\$57.26	11.45
01 1175 221 000 2	TECHNOLOGY RET. - S	\$500.00	\$53.67	\$107.34	21.47
01 1175 230 000 1	TECHNOLOGY HEALTH INS.-E	\$3,800.00	\$316.58	\$633.16	16.66
01 1175 230 000 2	TECHNOLOGY HEALTH INS.-S	\$6,700.00	\$556.40	\$1,112.80	16.61
01 1175 318 000 1	OTHER PROF/TECH SERVICES-E	\$100.00	\$0.00	\$0.00	0.00
01 1175 318 000 2	OTHER PROF/TECH SERVICES-S	\$100.00	\$0.00	\$181.25	181.25
01 1175 319 000 1	OTHER PROF/TECH SERVICES-E	\$250.00	\$0.00	\$0.00	0.00
01 1175 319 000 2	OTHER PROF/TECH SERVICES-S	\$250.00	\$0.00	\$0.00	0.00
01 1175 329 000 2	OTHER PROPERTY SERVICES - S	\$0.00	\$0.00	\$0.00	0.00
01 1175 381 000 2	TECHNOLOGY POSTAGE - S	\$0.00	\$0.00	\$0.00	0.00
01 1175 410 000 1	TECHNOLOGY SUPPLIES-E	\$400.00	\$0.00	\$110.37	27.59
01 1175 410 000 2	TECHNOLOGY SUPPLIES-S	\$1,500.00	\$228.94	\$344.82	28.82
01 1175 420 000 1	TECHNOLOGY TEXTBOOKS-E	\$0.00	\$0.00	\$0.00	0.00
01 1175 420 000 2	TECHNOLOGY TEXTBOOKS-S	\$0.00	\$0.00	\$0.00	0.00
01 1175 440 000 1	TECHNOLOGY SUBSCRIPTION-E	\$0.00	\$0.00	\$0.00	0.00
01 1175 440 000 2	TECHNOLOGY SUBSCRIPTION-S	\$5,000.00	\$0.00	\$0.00	0.00
01 1175 460 000 1	TECH COMP HARDWARE-E	\$5,000.00	\$0.00	\$0.00	0.00
01 1175 460 000 2	TECH COMP HARDWARE-S	\$5,000.00	\$0.00	\$0.00	0.00

Account Number	Account Description	Revised Budget	Expended During Month	Expenditures to Date	% of Budget
01 1175 465 000 1	TECHNOLOGY SOFTWARE-E	\$4,000.00	\$0.00	\$0.00	0.00
01 1175 465 000 2	TECHNOLOGY SOFTWARE-S	\$4,000.00	\$0.00	\$31.99	0.80
01 1175 467 000 2	TECH WEB/CLOUD BASED SOFTWARE	\$0.00	\$0.00	\$0.00	0.00
01 1175 480 000 1	TECHNOLOGY EQUIPMENT-E	\$500.00	\$0.00	\$0.00	0.00
01 1175 480 000 2	TECHNOLOGY EQUIPMENT-S	\$2,000.00	\$565.56	\$565.56	28.28
01 1175 670 000 1	TECHNOLOGY TRAVEL-E	\$750.00	\$24.00	\$24.00	3.20
01 1175 670 000 2	TECHNOLOGY TRAVEL-S	\$1,250.00	\$96.00	\$96.00	7.68
01 1175 690 000 1	TECHNOLOGY OTHER-E	\$0.00	\$0.00	\$0.00	0.00
01 1175 690 000 2	TECHNOLOGY OTHER-S	\$0.00	\$0.00	\$0.00	0.00
1175	TECHNOLOGY	\$86,336.00	\$5,656.12	\$10,843.07	12.66
01 1180 110 000 2	T & I SALARIES-S	\$85,000.00	\$7,040.72	\$14,081.44	16.57
01 1180 120 000 2	T & I SUB-S	\$1,400.00	\$287.50	\$287.50	20.54
01 1180 130 000 2	T & I STIPENDS-S	\$0.00	\$0.00	\$0.00	0.00
01 1180 210 000 2	T & I SOC. SEC.-S	\$6,500.00	\$552.54	\$1,083.06	16.66
01 1180 220 000 2	T & I RETIREMENT-S	\$6,200.00	\$517.69	\$1,035.37	16.70
01 1180 221 000 2	T & I RETIREMENT-S	\$2,000.00	\$177.77	\$355.55	17.78
01 1180 230 000 2	T & I HEALTH INS.-S	\$28,100.00	\$2,343.49	\$4,686.98	16.68
01 1180 318 000 2	T&I LABOR-SEC.	\$0.00	\$0.00	\$0.00	0.00
01 1180 410 000 2	T&I SUPPLIES-SEC.	\$3,100.00	\$603.48	\$1,102.00	35.55
01 1180 420 000 2	T&I TEXTBOOKS-SEC.	\$0.00	\$0.00	\$150.00	0.00
01 1180 460 000 2	T&I COMPUTER HARDWARE -S	\$0.00	\$0.00	\$0.00	0.00
01 1180 465 000 2	T&I COMPUTER SOFTWARE	\$0.00	\$0.00	\$0.00	0.00
01 1180 480 000 2	T&I - EQUIPMENT <5000	\$0.00	\$0.00	\$0.00	0.00
01 1180 670 000 2	T&I TRAVEL-SEC.	\$150.00	\$0.00	\$0.00	0.00
01 1180 690 000 2	T&I OTHER-SEC.	\$0.00	\$0.00	\$0.00	0.00
1180	T & I	\$132,450.00	\$11,523.19	\$22,781.90	17.20
01 1185 410 000 1	CIRCLE OF FRIENDS SUPPLIES	\$0.00	\$17.63	\$17.63	0.00
1185	CIRCLE OF FRIENDS	\$0.00	\$17.63	\$17.63	0.00
01 1190 110 000 0	EC REGULAR SALARIES	\$43,000.00	\$3,583.38	\$7,166.76	16.67
01 1190 120 000 0	EC SUBSTITUTE SALARIES	\$750.00	\$0.00	\$100.00	13.33
01 1190 130 000 0	EC REGULAR STIPEND	\$0.00	\$0.00	\$0.00	0.00
01 1190 140 000 0	EC PARA SALARIES	\$25,500.00	\$1,776.00	\$3,552.00	13.93
01 1190 141 000 0	OTHER SUB STAFF SALARIES-PS	\$0.00	\$26.95	\$26.95	0.00
01 1190 210 000 0	EC SOCIAL SECURITY	\$5,200.00	\$408.02	\$821.61	15.80
01 1190 220 000 0	EC RETIREMENT	\$5,000.00	\$396.05	\$790.11	15.80
01 1190 221 000 0	EC RETIREMENT 1%	\$1,700.00	\$136.01	\$271.33	15.96

Account Number	Account Description	Revised Budget	Expended During Month	Expenditures to Date	% of Budget
01 1190 230 000 0	EC HEALTH INSURANCE	\$20,000.00	\$1,796.36	\$3,592.72	17.96
01 1190 319 000 0	EC-OTHER PROF/TECH SERVICES	\$0.00	\$0.00	\$0.00	0.00
01 1190 410 000 0	EARLY CHILDHOOD SUPPLIES	\$0.00	\$168.48	\$168.48	0.00
01 1190 465 000 0	EARLY CHILDHOOD SOFTWARE	\$0.00	\$0.00	\$0.00	0.00
01 1190 467 000 0	EARLY CHILDHOOD WEB/CLOUD SOFTWARE	\$0.00	\$0.00	\$0.00	0.00
01 1190 670 000 0	EC TRAVEL EXP	\$0.00	\$0.00	\$0.00	0.00
1190	EARLY CHILDHOOD PROGRAMS	\$101,150.00	\$8,291.25	\$16,489.96	16.30
01 1200 690 000 0	SPED-OTHER MISC EXPENSES	\$0.00	\$0.00	\$0.00	0.00
01 1200 690 000 1	SPED-OTHER MISC EXPENSES-E	\$0.00	\$0.00	\$0.00	0.00
01 1200 690 000 2	SPED-OTHER MISC EXPENSES-S	\$1,000.00	\$0.00	\$0.00	0.00
1200	SPECIAL EDUCATION PROGRAMS	\$1,000.00	\$0.00	\$0.00	0.00
01 1210 313 000 1	SPED LEVEL I SERVICES-E	\$60,000.00	\$3,991.94	\$5,120.88	8.53
01 1210 313 000 2	SPED LEVEL I SERVICES-S	\$40,000.00	\$1,607.28	\$1,669.28	4.17
1210	SPECIAL EDUCATION - LEVEL I	\$100,000.00	\$5,599.22	\$6,790.16	6.79
01 1220 110 000 1	SPED-TEACHERS SALARIES-E	\$285,000.00	\$16,492.05	\$33,311.45	11.69
01 1220 110 000 2	SPED TEACHERS SALARIES-S	\$370,000.00	\$29,830.73	\$59,956.83	16.20
01 1220 120 000 1	SPED SUB-E	\$7,500.00	\$488.76	\$588.76	7.85
01 1220 120 000 2	SPED SUB-S	\$4,500.00	\$715.00	\$1,195.00	26.56
01 1220 130 000 1	SPED TEACHERS STIPENDS-E	\$1,000.00	\$0.00	\$0.00	0.00
01 1220 130 000 2	SPED TEACHERS STIPENDS-S	\$1,000.00	\$0.00	\$132.50	13.25
01 1220 135 000 1	SPED CLASSIFIED STIPENDS-E	\$0.00	\$0.00	\$0.00	0.00
01 1220 135 000 2	SPED CLASSIFIED STIPENDS-S	\$0.00	\$0.00	\$0.00	0.00
01 1220 140 000 1	SPED AIDES-E	\$195,000.00	\$13,890.64	\$25,200.46	12.92
01 1220 140 000 2	SPED AIDES-S	\$95,000.00	\$4,614.95	\$9,732.38	10.24
01 1220 141 000 1	SPED SUB AIDES-E	\$15,000.00	\$748.24	\$1,439.33	9.60
01 1220 141 000 2	SPED SUB AIDES-S	\$3,000.00	\$364.00	\$496.45	16.55
01 1220 142 000 1	TRANSLATOR SALARIES-E	\$500.00	\$0.00	\$0.00	0.00
01 1220 142 000 2	TRANSLATOR SALARIES-S	\$500.00	\$0.00	\$0.00	0.00
01 1220 210 000 1	SPED SOC.SEC.-E	\$31,600.00	\$2,243.27	\$4,348.53	13.76
01 1220 210 000 2	SPED SOC. SEC.-S	\$33,000.00	\$2,641.12	\$5,320.05	16.12
01 1220 220 000 1	SPED RETIREMENT-E	\$31,000.00	\$2,233.96	\$4,325.60	13.95
01 1220 220 000 2	SPED RETIREMENT-S	\$31,000.00	\$2,532.70	\$5,136.79	16.57
01 1220 221 000 1	SPED RETIREMENT-E	\$10,500.00	\$767.19	\$1,485.49	14.15
01 1220 221 000 2	SPED RETIREMENT-S	\$10,500.00	\$869.75	\$1,764.00	16.80
01 1220 230 000 1	SPED HEALTH INSURANCE-E	\$136,000.00	\$10,179.69	\$19,128.43	14.07
01 1220 230 000 2	SPED HEALTH INSURANCE-S	\$110,000.00	\$8,543.47	\$17,397.49	15.82

Account Number	Account Description	Revised Budget	Expended During Month	Expenditures to Date	% of Budget
01 1220 318 000 1	SPED LABOR-ELEM.	\$0.00	\$0.00	\$0.00	0.00
01 1220 318 000 2	SPED LABOR-SEC.	\$0.00	\$227.78	\$227.78	0.00
01 1220 319 000 1	SPED PURCH.SERVICE-ELEM	\$400.00	\$83.16	\$83.16	20.79
01 1220 319 000 2	SPED PURCH. SERVICE-SEC.	\$400.00	\$0.00	\$0.00	0.00
01 1220 327 000 2	SPED RENTALS - S	\$0.00	\$0.00	\$0.00	0.00
01 1220 381 000 1	POSTAGE - E	\$100.00	\$5.19	\$10.21	10.21
01 1220 381 000 2	POSTAGE - S	\$300.00	\$26.97	\$55.79	18.60
01 1220 382 000 1	PHONE EXPENSE - E	\$0.00	\$0.00	\$0.00	0.00
01 1220 382 000 2	PHONE EXPENSE - S	\$0.00	\$0.00	\$0.00	0.00
01 1220 410 000 1	SPED SUPPLIES-ELEM.	\$6,000.00	\$644.51	\$818.32	13.64
01 1220 410 000 2	SPED SUPPLIES-SEC.	\$4,000.00	\$14.70	\$295.71	7.39
01 1220 420 000 1	SPED TEXTBOOKS-ELEM.	\$500.00	\$0.00	\$0.00	0.00
01 1220 420 000 2	SPED TEXTBOOKS-SEC.	\$500.00	\$0.00	\$0.00	0.00
01 1220 425 000 2	SPED E-BOOKS-S	\$0.00	\$0.00	\$0.00	0.00
01 1220 430 000 1	SPED LIBRARY BOOKS	\$0.00	\$0.00	\$0.00	0.00
01 1220 430 000 2	SPED LIBRARY BOOKS	\$25.00	\$0.00	\$0.00	0.00
01 1220 440 000 1	SPED SUBSCRIPTIONS-ELEM.	\$0.00	\$0.00	\$0.00	0.00
01 1220 440 000 2	SPED SUBSCRIPTIONS-SEC.	\$0.00	\$0.00	\$0.00	0.00
01 1220 460 000 1	SPED COMP HARDWARE-E	\$500.00	\$0.00	\$0.00	0.00
01 1220 460 000 2	SPED COMP HARDWARE-S	\$500.00	\$0.00	\$0.00	0.00
01 1220 465 000 1	SPED COMPUTER SOFTWARE-E	\$1,250.00	\$0.00	\$0.00	0.00
01 1220 465 000 2	SPED COMPUTER SOFTWARE-S	\$1,250.00	\$0.00	\$0.00	0.00
01 1220 467 000 1	SPED WEB/CLOUD BASED SOFTWARE	\$600.00	\$0.00	\$235.00	39.17
01 1220 480 000 1	SPED EQUIPMENT (<5000) - E	\$400.00	\$49.01	\$49.01	599.75
01 1220 480 000 2	SPED EQUIPMENT (<5000) - S	\$400.00	\$0.00	\$0.00	0.00
01 1220 630 000 1	SPED DUES AND FEES-ELEM.	\$200.00	\$0.00	\$0.00	0.00
01 1220 630 000 2	SPED DUES AND FEES-SEC	\$200.00	\$0.00	\$0.00	0.00
01 1220 670 000 1	SPED TRAVEL-ELEM.	\$3,500.00	\$0.00	\$280.00	18.76
01 1220 670 000 2	SPED TRAVEL-SEC.	\$3,500.00	\$56.46	\$786.46	33.23
01 1220 690 000 1	SPED OTHER-ELEM.	\$0.00	\$0.00	\$0.00	0.00
01 1220 690 000 2	SPED OTHER-SEC.	\$0.00	\$0.00	\$0.00	0.00
1220	SPECIAL EDUCATION INSTRUCTIONAL	\$1,396,125.00	\$98,263.30	\$193,800.98	14.11
01 1230 313 000 0	LEVEL III SERVICES - DISTRICT	\$0.00	\$0.00	\$0.00	0.00
01 1230 313 000 1	LEVEL III SERVICES-E	\$0.00	\$0.00	\$0.00	0.00
01 1230 313 000 2	LEVEL III SERVICES-S	\$10,000.00	\$0.00	\$0.00	0.00
1230	SPECIAL EDUCATIONAL - LEVEL III	\$10,000.00	\$0.00	\$0.00	0.00

Account Number	Account Description	Revised Budget	Expended During Month	Expenditures to Date	% of Budget
01 1235 110 000 1	TEACH/LRNG PRG SALARIES-E	\$22,000.00	\$1,822.35	\$3,644.70	16.57
01 1235 110 000 2	TEACH/LRNG PRG SALARIES-S	\$22,000.00	\$1,822.35	\$3,644.70	16.57
01 1235 120 000 1	CTL SUBSTITUTE SALARIES E	\$1,000.00	\$50.00	\$50.00	5.00
01 1235 120 000 2	CTL SUBSTITUTE SALARIES S	\$1,000.00	\$50.00	\$50.00	5.00
01 1235 130 000 1	TEACH/LRNG PRG-STIPENDS-E	\$120.00	\$0.00	\$0.00	0.00
01 1235 130 000 2	TEACH/LRNG PRG-STIPENDS-S	\$120.00	\$0.00	\$0.00	0.00
01 1235 135 000 1	CLASSIFIED STIPENDS - E	\$0.00	\$0.00	\$0.00	0.00
01 1235 135 000 2	CLASSIFIED STIPENDS - S	\$0.00	\$0.00	\$0.00	0.00
01 1235 140 000 1	CTL-AIDES SALARIES-E	\$28,000.00	\$4,157.39	\$6,786.09	24.24
01 1235 140 000 2	CTL-AIDES SALARIES-S	\$28,000.00	\$3,389.61	\$7,218.33	25.78
01 1235 141 000 1	CTL-AIDES SUB SALARIES - E	\$600.00	\$37.50	\$95.00	15.83
01 1235 141 000 2	CTL-AIDES SUB SALARIES - S	\$600.00	\$0.00	\$137.50	22.92
01 1235 210 000 1	TEACH/LRNG PRG-SOC SEC-E	\$4,000.00	\$421.94	\$731.28	18.28
01 1235 210 000 2	TEACH/LRNG PRG-SOC SEC-S	\$4,000.00	\$355.06	\$745.96	18.65
01 1235 220 000 1	TEACH/LRNG PRG-RETIREMENT-E	\$3,500.00	\$439.67	\$766.95	21.91
01 1235 220 000 2	TEACH/LRNG PRG-RETIREMENT-S	\$3,500.00	\$383.23	\$798.74	22.82
01 1235 221 000 1	TEACH/LRNG PRG-RETIRE 1%-E	\$1,300.00	\$150.97	\$263.35	20.26
01 1235 221 000 2	TEACH/LRNG PRG-RETIRE 1%-S	\$1,300.00	\$131.61	\$274.32	21.10
01 1235 230 000 1	TEACH/LRNG PRG-HEALTH INS-E	\$23,000.00	\$2,350.49	\$4,239.26	18.43
01 1235 230 000 2	TEACH/LRNG PRG-HEALTH INS-S	\$23,000.00	\$2,216.36	\$4,561.52	19.83
01 1235 318 000 1	CTL CONTRACTED SERVICES-E	\$0.00	\$0.00	\$0.00	0.00
01 1235 318 000 2	CTL CONTRACTED SERVICES-S	\$0.00	\$0.00	\$0.00	0.00
01 1235 319 000 1	CTL CONTRACTED SERVICES-E	\$0.00	\$0.00	\$0.00	0.00
01 1235 327 000 1	TEACH/LRNG PRG-RENTALS-E	\$0.00	\$0.00	\$0.00	0.00
01 1235 327 000 2	TEACH/LRNG PRG-RENTALS-S	\$0.00	\$0.00	\$0.00	0.00
01 1235 382 000 1	CTL-DISTANCE ED & TELECOMM-E	\$1,000.00	\$25.16	\$50.33	5.03
01 1235 382 000 2	CTL-DISTANCE ED & TELECOMM-S	\$1,000.00	\$25.16	\$50.32	5.03
01 1235 410 000 1	TEACH/LRNG PRG SUPPLIES-E	\$500.00	\$0.00	\$0.00	0.00
01 1235 410 000 2	TEACH/LRNG PRG SUPPLIES-S	\$500.00	\$184.71	\$246.84	49.37
01 1235 460 000 1	CTL COMPUTER HARDWARE-E	\$250.00	\$0.00	\$0.00	0.00
01 1235 460 000 2	CTL COMPUTER HARDWARE-S	\$250.00	\$0.00	\$0.00	0.00
01 1235 480 000 1	CTL EQUIPMENT-E	\$75.00	\$0.00	\$0.00	0.00
01 1235 480 000 2	CTL EQUIPMENT-S	\$75.00	\$0.00	\$0.00	0.00
01 1235 670 000 1	TEACH/LRNG PRG TRAVEL EXP - E	\$750.00	\$0.00	\$0.00	0.00
01 1235 670 000 2	TEACH/LRNG PRG TRAVEL EXP - S	\$750.00	\$0.00	\$0.00	0.00
1235	TEACHING & LEARNING PROGRAM	\$172,190.00	\$18,013.56	\$34,355.19	19.95
01 1290 110 002 0	EC REGULAR SALARIES B-2 PS	\$0.00	\$0.00	\$0.00	0.00

Account Number	Account Description	Revised Budget	Expended During Month	Expenditures to Date	% of Budget
01 1290 110 005 0	EC REGULAR SALARIES 3-5 PS	\$0.00	\$0.00	\$0.00	0.00
01 1290 130 000 0	EC SPECIAL ED STIPENDS	\$0.00	\$0.00	\$0.00	0.00
01 1290 140 000 0	EC SPECIAL ED SALARIES	\$0.00	\$0.00	\$0.00	0.00
01 1290 210 000 0	EC SPECIAL ED SOCIAL SECURITY	\$0.00	\$0.00	\$0.00	0.00
01 1290 220 000 0	EC SPECIAL ED RETIREMENT	\$0.00	\$0.00	\$0.00	0.00
01 1290 221 000 0	EC SPECIAL ED RETIREMENT 1%	\$0.00	\$0.00	\$0.00	0.00
01 1290 230 000 0	EC HEALTH INSURANCE	\$0.00	\$0.00	\$0.00	0.00
01 1290 313 000 0	EC SPECIAL ED SERVICES	\$0.00	\$0.00	\$0.00	0.00
01 1290 465 000 0	EC SP ED COMPUTER SOFTWARE	\$0.00	\$0.00	\$0.00	0.00
01 1290 480 000 0	EC SPECIA ED EQUIP	\$0.00	\$0.00	\$0.00	0.00
01 1290 670 000 0	EC SPECIA ED TRAVEL	\$0.00	\$0.00	\$0.00	0.00
01 1290 690 000 0	EC OTHER MISC EXPENSES	\$0.00	\$0.00	\$0.00	0.00
1290	EARLY CHILDHOOD SPECIAL ED PROGRAMS	\$0.00	\$0.00	\$0.00	0.00
01 2120 110 000 1	GUIDANCE SALARY-E	\$35,000.00	\$2,650.06	\$5,622.82	16.07
01 2120 110 000 2	GUIDANCE SALARY-S	\$68,000.00	\$5,361.44	\$11,434.00	16.81
01 2120 120 000 1	GUIDANCE SUB.-E	\$400.00	\$0.00	\$0.00	0.00
01 2120 120 000 2	GUIDANCE SUB.-S	\$400.00	\$42.50	\$42.50	10.63
01 2120 130 000 1	GUIDANCE STIPENDS-E	\$0.00	\$0.00	\$0.00	0.00
01 2120 130 000 2	GUIDANCE STIPENDS-S	\$1,250.00	\$0.00	\$0.00	0.00
01 2120 140 000 2	GUIDANCE CLERICAL SAL.-S	\$12,000.00	\$975.00	\$1,950.00	16.25
01 2120 210 000 1	GUIDANCE SOC. SEC.-E	\$2,600.00	\$197.43	\$419.53	16.14
01 2120 210 000 2	GUIDANCE SOC. SEC.-S	\$6,000.00	\$470.14	\$991.43	16.52
01 2120 220 000 1	GUIDANCE RETIREMENT-E	\$2,500.00	\$194.85	\$413.43	16.54
01 2120 220 000 2	GUIDANCE RETIREMENT-S	\$6,000.00	\$468.12	\$986.32	16.44
01 2120 221 000 1	GUIDANCE RETIREMENT-E	\$900.00	\$66.92	\$141.98	15.78
01 2120 221 000 2	GUIDANCE RETIREMENT-S	\$2,000.00	\$160.76	\$338.71	16.94
01 2120 230 000 1	GUID. HEALTH INS.-E	\$8,900.00	\$741.87	\$1,483.72	16.67
01 2120 230 000 2	GUID. HEALTH INS.-S	\$10,000.00	\$803.47	\$1,606.94	16.07
01 2120 318 000 1	GUID CONTRACT SERV-E	\$0.00	\$0.00	\$0.00	0.00
01 2120 318 000 2	GUID CONTRACT SERV-S	\$4,000.00	\$2,888.00	\$2,888.00	72.20
01 2120 319 000 2	GUID-PURCH.SERV.-SEC.	\$2,700.00	\$0.00	\$0.00	0.00
01 2120 410 000 1	GUIDANCE SUPPLIES-ELEM.	\$750.00	\$0.00	\$0.00	0.00
01 2120 410 000 2	GUIDANCE SUPPLIES-SEC.	\$1,000.00	\$0.00	\$0.00	0.00
01 2120 465 000 1	GUIDANCE COMP SOFTWARE-E	\$4,500.00	\$0.00	\$5,318.75	118.19
01 2120 465 000 2	GUIDANCE COMP SOFTWARE-S	\$4,500.00	\$0.00	\$5,318.75	118.19
01 2120 467 000 1	GUIDANCE WEB/CLOUD SOFTWARE-E	\$200.00	\$0.00	\$0.00	0.00

Account Number	Account Description	Revised Budget	Expended During Month	Expenditures to Date	% of Budget
01 2120 467 000 2	GUIDANCE WEB/CLOUD SOFTWARE-S	\$200.00	\$0.00	\$0.00	0.00
01 2120 480 000 2	GUIDANCE EQUIP-S	\$0.00	\$0.00	\$0.00	0.00
01 2120 490 000 2	GUIDANCE TESTS-SEC.	\$0.00	\$0.00	\$0.00	0.00
01 2120 670 000 1	GUIDANCE TRAVEL-ELEM.	\$1,000.00	\$0.00	\$0.00	19.99
01 2120 670 000 2	GUIDANCE TRAVEL-SEC.	\$1,000.00	\$614.45	\$4,364.45	456.44
2120	GUIDANCE SERVICES	\$175,800.00	\$15,635.01	\$43,321.33	24.87
01 2130 120 000 1	NURSE SUB SAL.-E	\$0.00	\$25.00	\$25.00	0.00
01 2130 120 000 2	NURSE SUB SAL.-S	\$0.00	\$25.00	\$25.00	0.00
01 2130 210 000 1	NURSE SOC. SEC.-E	\$0.00	\$1.92	\$1.92	0.00
01 2130 210 000 2	NURSE SOC. SEC.-S	\$0.00	\$1.91	\$1.91	0.00
01 2130 313 000 1	CONTRACT SERVICES-ELEM.	\$27,090.00	\$0.00	\$27,090.00	100.00
01 2130 313 000 2	CONTRACT SERVICES-SEC.	\$27,090.00	\$0.00	\$27,090.00	100.00
01 2130 318 000 1	CONTRACTED SERVICES-E	\$0.00	\$0.00	\$0.00	0.00
01 2130 410 000 1	HEALTH SUPPLIES - ELEM.	\$750.00	\$79.89	\$395.62	52.75
01 2130 410 000 2	HEALTH SUPPLIES-SEC.	\$750.00	\$25.50	\$25.50	3.40
01 2130 480 000 1	HEALTH EQUIP - E	\$0.00	\$0.00	\$0.00	0.00
01 2130 480 000 2	HEALTH EQUIP - S	\$0.00	\$0.00	\$0.00	0.00
01 2130 670 000 1	NURSE TRAVEL - ELEM	\$0.00	\$0.00	\$0.00	0.00
01 2130 670 000 2	NURSE TRAVEL - SEC	\$0.00	\$0.00	\$0.00	0.00
01 2130 690 000 1	NURSE - MISC - EL	\$0.00	\$0.00	\$0.00	0.00
01 2130 690 000 2	NURSE - MISC - SEC	\$0.00	\$0.00	\$0.00	0.00
2130	HEALTH SERVICES	\$55,680.00	\$159.22	\$54,654.95	98.16
01 2140 110 000 1	PSYCHOLOGICAL SALARIES-E	\$1,200.00	\$101.82	\$203.64	16.97
01 2140 110 000 2	PSYCHCHOLOGICAL SALARIES-S	\$1,200.00	\$101.82	\$203.64	16.97
01 2140 210 000 1	PSYCHOLOGICAL SOC SEC-E	\$100.00	\$7.25	\$14.50	14.50
01 2140 210 000 2	PSYCHOLOGICAL SOC SEC-S	\$100.00	\$7.23	\$14.46	14.46
01 2140 220 000 1	PSYCHOLOGICAL RETIREMENT-E	\$100.00	\$7.49	\$14.98	14.98
01 2140 220 000 2	PSYCHOLOGICAL RETIREMENT-S	\$100.00	\$7.50	\$15.00	15.00
01 2140 221 000 1	PSYCHOLOGICAL RETIREMENT 1% -E	\$50.00	\$2.57	\$5.14	10.28
01 2140 221 000 2	PSYCHOLOGICAL RETIREMENT 1% -S	\$50.00	\$2.58	\$5.16	10.32
01 2140 230 000 1	PSYCHOLOGICAL HEALTH INS-E	\$300.00	\$23.74	\$47.48	15.83
01 2140 230 000 2	PSYCHOLOGICAL HEALTH INS-S	\$300.00	\$23.74	\$47.48	15.83
01 2140 410 000 1	PHYCHOLOGICAL SUPPLIES-E	\$250.00	\$0.00	\$0.00	0.00
01 2140 410 000 2	PHYCHOLOGICAL SUPPLIES-S	\$250.00	\$181.00	\$181.00	72.40
01 2140 670 000 1	PSYCHOLOGICAL TRAVEL EXP-E	\$0.00	\$0.00	(\$10.00)	0.00

Account Number	Account Description	Revised Budget	Expended During Month	Expenditures to Date	% of Budget
01 2140 670 000 2	PSYCHOLOGICAL TRAVEL EXP-S	\$0.00	\$158.62	\$165.58	0.00
2140	PSYCHOLOGICAL SERVICES	\$4,000.00	\$625.36	\$908.06	22.70
01 2150 318 000 1	SAFETY CONTRACTED SERVICES-E	\$1,500.00	\$270.00	\$270.00	18.00
01 2150 318 000 2	SAFETY CONTRACTED SERVICES-S	\$1,500.00	\$270.00	\$270.00	18.00
01 2150 319 000 1	SAFETY-PURCH.SERVICE-ELEM	\$1,500.00	\$0.00	\$0.00	0.00
01 2150 319 000 2	SAFETY-PURCH.SERVICE-SEC.	\$1,500.00	\$0.00	\$0.00	0.00
01 2150 410 000 1	SAFETY SUPPLIES - ELEM	\$200.00	\$0.00	\$0.00	0.00
01 2150 410 000 2	SAFETY SUPPLIES - SEC	\$200.00	\$0.00	\$0.00	0.00
01 2150 467 000 1	SAFETY-WEB/CLOUD BASED SOFTWARE E	\$0.00	\$0.00	\$0.00	0.00
01 2150 467 000 2	SAFETY-WEB/CLOUD BASED SOFTWARE S	\$0.00	\$0.00	\$0.00	0.00
01 2150 670 000 1	SAFETY TRAVEL EXPENSES	\$0.00	\$6.44	\$6.44	0.00
01 2150 670 000 2	SAFETY TRAVEL EXPENSES	\$0.00	\$6.44	\$6.44	0.00
2150	SAFETY & SECURITY	\$6,400.00	\$552.88	\$552.88	10.33
01 2190 110 000 2	ACT. DIRECTOR SALARY-S	\$87,000.00	\$7,218.79	\$14,437.58	16.59
01 2190 115 000 1	EXTRA DUTY SALARY CERTIFIED-E	\$8,000.00	\$858.38	\$1,716.76	21.46
01 2190 115 000 2	EXTRA DUTY SALARY CERTIFIED-S	\$208,300.00	\$20,712.72	\$41,570.80	19.96
01 2190 120 000 1	ACTIVITIES SALARY-E	\$0.00	\$0.00	\$0.00	0.00
01 2190 120 000 2	ACTIVITIES SALARY-S	\$0.00	\$0.00	\$0.00	0.00
01 2190 130 000 1	ACTIVITIES STIPENDS-E	\$3,000.00	\$0.00	\$0.00	0.00
01 2190 130 000 2	ACTIVITIES STIPENDS-S	\$10,000.00	\$1,610.00	\$1,610.00	16.10
01 2190 135 000 2	ACT CLASSIFIED STIPENDS-S	\$0.00	\$0.00	\$0.00	0.00
01 2190 140 000 1	ACT. BKKPER SAL.-E	\$6,000.00	\$487.50	\$975.00	16.25
01 2190 140 000 2	ACT. BKKPER. SAL. - S	\$6,000.00	\$487.50	\$975.00	16.25
01 2190 145 000 1	EXTRA DUTY SAL CLASSIFIED-E	\$0.00	\$0.00	\$0.00	0.00
01 2190 145 000 2	EXTRA DUTY SAL CLASSIFIED-S	\$0.00	\$0.00	\$0.00	0.00
01 2190 210 000 1	ACTIVITIES SOC.SEC.-E	\$1,700.00	\$102.01	\$204.02	12.00
01 2190 210 000 2	ACTIVITIES SOC. SEC.-S	\$23,000.00	\$2,291.43	\$4,470.78	19.44
01 2190 220 000 1	ACTIVITIES RET.-E	\$1,000.00	\$98.96	\$197.92	19.79
01 2190 220 000 2	ACTIVITIES RET.-S	\$22,000.00	\$2,092.26	\$4,076.79	18.53
01 2190 221 000 1	ACTIVITIES RET.-E	\$400.00	\$33.98	\$67.96	16.99
01 2190 221 000 2	ACTIVITIES RET.-S	\$7,500.00	\$718.49	\$1,406.07	18.75
01 2190 230 000 1	ACTIVITIES HEALTH INS.-E	\$225.00	\$18.72	\$37.44	16.64
01 2190 230 000 2	ACTIVITIES HEALTH INS.-S	\$225.00	\$65.80	\$136.04	60.46
01 2190 318 000 1	STUDENT SERVICES/LABOR	\$0.00	\$0.00	\$0.00	0.00
01 2190 318 000 2	STUDENT SERVICES/LABOR	\$1,000.00	\$0.00	\$0.00	0.00

Account Number	Account Description	Revised Budget	Expended During Month	Expenditures to Date	% of Budget
01 2190 319 000 1	PURCH. SERVICES-ELEM.	\$0.00	\$0.00	\$0.00	0.00
01 2190 319 000 2	PURCH. SERVICE-SEC.	\$1,500.00	\$220.00	\$220.00	14.67
01 2190 410 000 1	ACTIVITY SUPPLIES-ELEM.	\$1,000.00	\$127.00	\$610.00	61.00
01 2190 410 000 2	ACTIVITY SUPPLIES-SEC.	\$3,000.00	\$127.00	\$370.10	12.34
01 2190 440 000 2	ACTIVITIES-PERIODICALS	\$0.00	\$0.00	\$0.00	0.00
01 2190 460 000 1	ACTIVITIES HARDWARE-ELEM.	\$0.00	\$0.00	\$0.00	0.00
01 2190 460 000 2	ACTIVITIES HARDWARE-SEC.	\$0.00	\$0.00	\$0.00	0.00
01 2190 465 000 2	ACTIVITIES SOFTWARE-SEC.	\$0.00	\$0.00	\$0.00	0.00
01 2190 480 000 1	ACTIVITIES EQUIPMENT-E	\$0.00	\$0.00	\$0.00	0.00
01 2190 480 000 2	ACTIVITIES EQUIPMENT-S	\$0.00	\$0.00	\$0.00	0.00
01 2190 630 000 2	ACTIVITY DUES - SEC	\$0.00	\$0.00	\$0.00	0.00
01 2190 670 000 1	ACTIVITY TRAVEL-ELEM.	\$2,000.00	\$198.00	\$191.43	9.57
01 2190 670 000 2	ACTIVITY TRAVEL-SEC.	\$6,500.00	\$0.00	(\$26.00)	(0.40)
01 2190 690 000 1	OTHER PUPIL SERVICES - EL	\$500.00	\$0.00	\$0.00	0.00
01 2190 690 000 2	OTHER PUPIL SERVICES - SE	\$1,000.00	\$0.00	\$0.00	0.00
2190	OTHER PUPIL SUPPORT SERV	\$400,850.00	\$37,468.54	\$73,247.69	18.27
01 2212 319 000 1	STAFF INSERVICE-PURCH SER	\$0.00	\$0.00	\$0.00	0.00
01 2212 319 000 2	STAFF INSERVICE-PURCH SER	\$0.00	\$0.00	\$0.00	0.00
01 2212 410 000 1	STAFF TRNG SUPPLIES-E	\$0.00	\$0.00	\$0.00	0.00
01 2212 410 000 2	STAFF TRNG SUPPLIES-S	\$0.00	\$0.00	\$0.00	0.00
01 2212 670 000 1	STAFF INSERVICE/WORKSHOPS	\$1,750.00	\$0.00	\$36.65	30.67
01 2212 670 000 2	STAFF INSERVICE/WORKSHOPS	\$1,750.00	\$0.00	\$0.00	28.57
01 2212 690 000 1	INSERVICE OTHER-ELEM.	\$0.00	\$0.00	\$0.00	0.00
01 2212 690 000 2	INSERVICE OTHER-SEC.	\$0.00	\$0.00	\$0.00	0.00
2212	INST STAFF TRNG AND CURR DEV	\$3,500.00	\$0.00	\$36.65	29.62
01 2213 110 000 1	SCHOOL IMPROV SALARIES-E	\$0.00	\$0.00	\$0.00	0.00
01 2213 110 000 2	SCHOOL IMPROV SALARIES-S	\$0.00	\$0.00	\$0.00	0.00
01 2213 130 000 1	SCHOOL IMPROV STIPENDS-E	\$2,000.00	\$0.00	\$401.97	20.10
01 2213 130 000 2	SCHOOL IMPROV STIPENDS-S	\$2,000.00	\$0.00	\$402.00	20.10
01 2213 210 000 1	SOC.SEC.-SCH.IMPR.ELEM	\$175.00	\$0.00	\$30.74	17.57
01 2213 210 000 2	SOC.SEC.-SCH.IMPRO.-SEC.	\$175.00	\$0.00	\$30.74	17.57
01 2213 220 000 1	RETIRE./SCH.IMPRO.ELEM	\$150.00	\$0.00	\$29.55	19.70
01 2213 220 000 2	RETIRE/SCH.IMPR. SEC.	\$150.00	\$0.00	\$29.57	19.71
01 2213 221 000 1	RETIRE./SCH.IMPRO.ELEM	\$25.00	\$0.00	\$10.14	40.56
01 2213 221 000 2	RETIRE/SCH.IMPR. SEC.	\$25.00	\$0.00	\$10.15	40.60
01 2213 319 000 1	PURCH. SERVICES-ELEM	\$1,100.00	\$0.00	\$0.00	0.00
01 2213 319 000 2	PURCH. SERVICES-SEC.	\$1,100.00	\$0.00	\$0.00	0.00

Account Number	Account Description	Revised Budget	Expended During Month	Expenditures to Date	% of Budget
01 2213 410 000 1	SUPPLIES-ELEM.	\$0.00	\$0.00	\$0.00	0.00
01 2213 410 000 2	SUPPLIES-SEC.	\$0.00	\$0.00	\$0.00	0.00
01 2213 465 000 1	SCH IMPROV-COMP SOFTWARE-E	\$0.00	\$0.00	\$0.00	0.00
01 2213 465 000 2	SCH IMPROV-COMP SOFTWARE-S	\$0.00	\$0.00	\$0.00	0.00
01 2213 467 000 1	SCHOOL IMPROV WEB/CLOUD SOFTWARE-E	\$0.00	\$0.00	\$0.00	0.00
01 2213 467 000 2	SCHOOL IMPROV WEB/CLOUD SOFTWARE-S	\$0.00	\$0.00	\$0.00	0.00
01 2213 670 000 1	S.IMPR./ACCRED.TRAVEL-EL.	\$500.00	\$0.00	\$0.00	0.00
01 2213 670 000 2	S.IMPR./ACCRED.TRAVEL-SEC	\$500.00	\$0.00	\$0.00	0.00
01 2213 690 000 1	SCHOOL IMPROVE.-OTHER EL.	\$0.00	\$0.00	\$0.00	0.00
01 2213 690 000 2	SCHOOL IMPROVE. OTHER-SEC	\$0.00	\$0.00	\$0.00	0.00
2213	SCHOOL IMPROVEMENT	\$7,900.00	\$0.00	\$944.86	11.96
01 2222 110 000 1	LIBRARY SALARIES-E	\$71,700.00	\$5,668.00	\$11,336.00	15.81
01 2222 110 000 2	LIBRARY SALARIES-S	\$70,000.00	\$5,300.35	\$10,968.35	15.67
01 2222 120 000 1	LIBRARY SUB-E	\$500.00	\$0.00	\$0.00	0.00
01 2222 120 000 2	LIBRARY SUB-S	\$1,400.00	\$100.00	\$100.00	7.14
01 2222 140 000 1	LIBRARY AIDES-E	\$13,000.00	\$1,104.00	\$2,208.00	16.98
01 2222 140 000 2	LIBRARY AIDES-S	\$0.00	\$0.00	\$0.00	0.00
01 2222 141 000 1	LIBRARY AIDES SUB -E	\$350.00	\$0.00	\$0.00	0.00
01 2222 141 000 2	LIBRARY AIDES SUB-S	\$0.00	\$0.00	\$0.00	0.00
01 2222 210 000 1	LIBRARY SOC. SEC.-E	\$6,500.00	\$518.07	\$1,036.14	15.94
01 2222 210 000 2	LIBRARY SOC. SEC.-S	\$5,400.00	\$413.13	\$846.72	15.68
01 2222 220 000 1	LIBRARY RETIREMENT-E	\$6,300.00	\$497.94	\$995.88	15.81
01 2222 220 000 2	LIBRARY RETIREMENT-S	\$5,200.00	\$389.72	\$806.47	15.51
01 2222 221 000 1	LIBRARY RETIREMENT-E	\$2,000.00	\$171.00	\$342.00	17.10
01 2222 221 000 2	LIBRARY RETIREMENT-S	\$2,000.00	\$133.83	\$276.95	13.85
01 2222 230 000 1	LIBRARY HEALTH INS.-E	\$12,000.00	\$999.72	\$1,999.44	16.66
01 2222 230 000 2	LIBRARY HEALTH INS.-S	\$17,800.00	\$1,483.72	\$2,967.44	16.67
01 2222 410 000 1	LIBRARY SUPPLIES-ELEM.	\$1,250.00	\$953.95	\$1,133.21	101.05
01 2222 410 000 2	LIBRARY SUPPLIES-SEC.	\$1,500.00	\$610.77	\$610.77	40.72
01 2222 425 000 2	LIBRARY E-BOOKS-S	\$100.00	\$0.00	\$0.00	0.00
01 2222 430 000 1	LIBRARY BOOKS-ELEM.	\$4,750.00	\$1,637.13	\$1,637.13	62.03
01 2222 430 000 2	LIBRARY BOOKS-SEC.	\$5,500.00	\$221.58	\$221.58	7.20
01 2222 440 000 1	LIBRARY PERIODICALS-ELEM.	\$600.00	\$12.66	\$12.66	5.86
01 2222 440 000 2	LIBRARY PERIODICALS-SEC.	\$800.00	\$533.42	\$593.42	94.55
01 2222 460 000 1	LIBRARY HARDWARE-ELEM.	\$0.00	\$0.00	\$0.00	0.00
01 2222 460 000 2	LIBRARY HARDWARE-SEC.	\$0.00	\$19.98	\$19.98	0.00

Account Number	Account Description	Revised Budget	Expended During Month	Expenditures to Date	% of Budget
01 2222 465 000 1	LIBRARY SOFTWARE-ELEM	\$600.00	\$0.00	\$0.00	0.00
01 2222 465 000 2	LIBRARY SOFTWARE-SEC.	\$600.00	\$95.88	\$129.74	21.62
01 2222 480 000 1	LIBRARY EQUIPMENT <5000-E.	\$50.00	\$0.00	\$0.00	0.00
01 2222 480 000 2	LIBRARY EQUIPMENT <5000-SEC	\$250.00	\$83.62	\$83.62	261.67
01 2222 670 000 1	LIBRARY TRAVEL-ELEM.	\$100.00	\$0.00	\$0.00	144.00
01 2222 670 000 2	LIBRARY TRAVEL-SEC.	\$100.00	\$0.00	\$205.00	349.00
2222	SCHOOL LIBRARY SERVICES	\$230,350.00	\$20,948.47	\$38,530.50	17.88
01 2223 140 000 1	TECH. COORD. SP-E	\$26,267.00	\$2,188.91	\$4,377.82	16.67
01 2223 140 000 2	TECH. COORD. SP-S	\$26,267.00	\$2,188.92	\$4,377.84	16.67
01 2223 210 000 1	TECH. COORD. SOC.SEC.-E	\$2,000.00	\$165.60	\$331.21	16.56
01 2223 210 000 2	TECH. COORD. SOC.SEC.-S	\$2,000.00	\$165.61	\$331.22	16.56
01 2223 220 000 1	TECH. COORD. RET.-E	\$2,000.00	\$160.95	\$321.90	16.10
01 2223 220 000 2	TECH. COORD. RET.-S	\$2,000.00	\$160.95	\$321.90	16.10
01 2223 221 000 1	TECH. COORD. RET.-E	\$600.00	\$55.27	\$110.54	18.42
01 2223 221 000 2	TECH. COORD. RET.-S	\$600.00	\$55.27	\$110.54	18.42
01 2223 230 000 1	TECH. COORD. INS.-E	\$9,500.00	\$780.20	\$1,560.40	16.43
01 2223 230 000 2	TECH. COORD. INS.-S	\$9,500.00	\$780.21	\$1,560.42	16.43
01 2223 480 000 2	AV EQUIPMENT-SEC.	\$0.00	\$0.00	\$0.00	0.00
01 2223 670 000 1	TECH. COORD. TRAVEL	\$150.00	\$0.00	\$0.00	0.00
01 2223 670 000 2	TECH. COORD. TRAVEL	\$150.00	\$0.00	\$0.00	0.00
2223	AUDIO-VISUAL SERVICES	\$81,034.00	\$6,701.89	\$13,403.79	16.54
01 2224 382 000 1	DISTANCE LEARNING FEES-E	\$1,500.00	\$395.74	\$395.74	26.38
01 2224 382 000 2	DISTANCE LEARNING FEES	\$7,500.00	\$395.73	\$3,795.73	50.61
01 2224 480 000 2	DISTANCE LEARNING -EQUIPMENT	\$0.00	\$0.00	\$0.00	0.00
2224	DISTANCE LEARNING	\$9,000.00	\$791.47	\$4,191.47	46.57
01 2310 315 000 1	ACCOUNTING/AUDIT FEES	\$6,850.00	\$0.00	\$0.00	0.00
01 2310 315 000 2	ACCOUNTING/AUDIT FEES	\$6,850.00	\$0.00	\$0.00	0.00
01 2310 317 000 1	LEGAL SERVICES - ELEM	\$4,500.00	\$78.75	\$168.75	3.75
01 2310 317 000 2	LEGAL SERVICES - SEC	\$4,500.00	\$78.75	\$168.75	3.75
01 2310 318 000 1	BOARD CONTRACTED SERVICES-E	\$1,700.00	\$0.00	\$0.00	0.00
01 2310 318 000 2	BOARD CONTRACTED SERVICES-S	\$1,700.00	\$0.00	\$0.00	0.00
01 2310 319 000 1	BOARD TECHNICAL SERVICES-	\$250.00	\$0.00	\$0.00	0.00
01 2310 319 000 2	BOARD TECHNICAL SERVICES-	\$250.00	\$0.00	\$0.00	0.00
01 2310 342 000 1	FIDELITY BOND PREMIUMS-E	\$75.00	\$0.00	\$0.00	0.00
01 2310 342 000 2	FIDELITY BOND PREMIUMS-S	\$75.00	\$0.00	\$0.00	0.00
01 2310 350 000 0	ADVERTISING AND PRINTING-PS	\$0.00	\$0.00	\$0.00	0.00
01 2310 350 000 1	BOARD ADVERTISING-ELEM.	\$5,500.00	\$337.56	\$591.06	10.75

Account Number	Account Description	Revised Budget	Expended During Month	Expenditures to Date	% of Budget
01 2310 350 000 2	BOARD ADVERTISING-SEC.	\$5,500.00	\$337.56	\$591.06	10.75
01 2310 370 000 1	BOARD ELECTION EXPENSE-EL	\$500.00	\$0.00	\$0.00	0.00
01 2310 370 000 2	BOARD ELECTION EXPENSE-SE	\$500.00	\$0.00	\$0.00	0.00
01 2310 410 000 1	BOARD SUPPLIES-ELEM.	\$500.00	(\$105.50)	(\$105.50)	(21.10)
01 2310 410 000 2	BOARD SUPPLIES-SEC.	\$500.00	(\$105.50)	(\$105.50)	(21.10)
01 2310 440 000 1	BOARD SUBSCRIPTIONS-ELEM.	\$0.00	\$0.00	\$0.00	0.00
01 2310 440 000 2	BOARD SUBSCRIPTIONS-SEC.	\$0.00	\$0.00	\$0.00	0.00
01 2310 465 000 1	BOARD COMPUTER SOFTWARE-E	\$500.00	\$0.00	\$0.00	0.00
01 2310 465 000 2	BOARD COMPUTER SOFTWARE-S	\$500.00	\$0.00	\$0.00	0.00
01 2310 467 000 1	WEB/CLOUD BASED SOFTWARE	\$1,750.00	\$0.00	\$0.00	0.00
01 2310 467 000 2	WEB/CLOUD BASED SOFTWARE	\$1,750.00	\$0.00	\$0.00	0.00
01 2310 630 000 1	BOARD DUES-ELEM.	\$2,750.00	\$0.00	\$0.00	0.00
01 2310 630 000 2	BOARD DUES-SEC.	\$2,750.00	\$0.00	\$6.54	0.24
01 2310 632 000 1	BOARD PR-ELEM.	\$800.00	\$0.00	\$0.00	0.00
01 2310 632 000 2	BOARD PR-SEC.	\$800.00	\$0.00	\$0.00	0.00
01 2310 642 000 1	BOND PREMIUM	\$0.00	\$0.00	\$0.00	0.00
01 2310 642 000 2	BOND PREMIUM	\$0.00	\$0.00	\$0.00	0.00
01 2310 670 000 1	BOARD TRAVEL-ELEM.	\$1,800.00	\$144.00	\$152.00	8.44
01 2310 670 000 2	BOARD TRAVEL-SEC.	\$1,800.00	\$144.00	\$151.99	8.44
01 2310 690 000 1	BOARD OTHER-ELEM.	\$150.00	\$0.00	\$0.00	0.00
01 2310 690 000 2	BOARD OTHER-SEC.	\$150.00	\$0.00	\$0.00	0.00
2310	BOARD OF EDUCATION	\$55,250.00	\$909.62	\$1,619.15	2.93
01 2320 105 000 1	SUPERINTENDENT SALARY - ELEM	\$68,675.00	\$5,722.94	\$11,445.88	16.67
01 2320 105 000 2	SUPERINTENDENT SALARY - SEC	\$68,675.00	\$5,722.94	\$11,445.88	16.67
01 2320 140 000 1	ADMIN. CLERICAL-E	\$34,000.00	\$2,574.13	\$5,991.11	17.62
01 2320 140 000 2	ADMIN. CLERICAL-S	\$34,000.00	\$2,574.17	\$5,991.19	17.62
01 2320 210 000 1	ADMIN. SOC. SEC.-E	\$8,000.00	\$606.02	\$1,276.53	15.96
01 2320 210 000 2	ADMIN. SOC. SEC.-S	\$8,000.00	\$606.07	\$1,276.59	15.96
01 2320 220 000 1	ADMIN. RETIREMENT-E	\$7,500.00	\$610.07	\$1,282.11	17.09
01 2320 220 000 2	ADMIN. RETIREMENT-S	\$7,500.00	\$610.06	\$1,282.10	17.09
01 2320 221 000 1	ADMIN. RETIREMENT-E	\$2,500.00	\$209.50	\$440.29	17.61
01 2320 221 000 2	ADMIN. RETIREMENT-S	\$2,500.00	\$209.50	\$440.28	17.61
01 2320 230 000 1	ADMIN. HEALTH INS.-E	\$19,000.00	\$1,590.18	\$3,180.35	16.74
01 2320 230 000 2	ADMIN. HEALTH INS.-S	\$19,000.00	\$1,590.16	\$3,180.33	16.74
01 2320 410 000 1	ADMIN. SUPPLIES-ELEM.	\$400.00	\$0.00	\$89.32	57.33
01 2320 410 000 2	ADMIN. SUPPLIES-SEC.	\$400.00	\$0.00	\$89.32	57.33

Account Number	Account Description	Revised Budget	Expended During Month	Expenditures to Date	% of Budget
01 2320 440 000 1	ADMIN. SUBSCRIPTIONS-ELEM	\$0.00	\$0.00	\$0.00	0.00
01 2320 440 000 2	ADMIN. SUBSCRIPTIONS-SEC.	\$0.00	\$0.00	\$0.00	0.00
01 2320 460 000 1	ADMIN COMP HARDWARE-E	\$200.00	\$0.00	\$0.00	0.00
01 2320 460 000 2	ADMIN COMP HARDWARE-S	\$200.00	\$0.00	\$0.00	0.00
01 2320 465 000 1	ADMIN COMP SOFTWARE-E	\$2,500.00	\$0.00	\$0.00	0.00
01 2320 465 000 2	ADMIN COMP SOFTWARE-S	\$2,500.00	\$0.00	\$0.00	0.00
01 2320 480 000 1	EQUIPMENT <5000 - ELEM	\$100.00	\$0.00	\$0.00	0.00
01 2320 480 000 2	EQUIPMENT <5000 - SEC	\$100.00	\$0.00	\$0.00	0.00
01 2320 630 000 1	ADMIN. DUES-ELEM.	\$275.00	\$45.00	\$45.00	16.36
01 2320 630 000 2	ADMIN. DUES-SEC.	\$275.00	\$45.00	\$45.00	16.36
01 2320 670 000 1	ADMIN. TRAVEL-ELEM.	\$1,000.00	\$102.99	\$489.91	48.99
01 2320 670 000 2	ADMIN. TRAVEL-SEC.	\$1,000.00	\$103.00	\$489.92	48.99
01 2320 690 000 1	ADMIN. OTHER-ELEM.	\$0.00	\$4.00	\$4.00	0.00
01 2320 690 000 2	ADMIN. OTHER-SEC.	\$0.00	\$2.00	\$2.00	0.00
2320	EXECUTIVE ADMINISTRATION	\$288,300.00	\$22,927.73	\$48,487.11	16.92
01 2410 110 000 1	PRINCIPAL SALARY-E	\$95,172.00	\$7,931.00	\$15,862.00	16.67
01 2410 110 000 2	PRINCIPAL SALARY-S	\$110,000.00	\$9,101.64	\$18,203.28	16.55
01 2410 130 000 1	PRINCIPAL STIPEND-E	\$0.00	\$0.00	\$0.00	0.00
01 2410 140 000 1	PRINCIPAL CLERICAL SAL.-E	\$21,568.00	\$1,938.00	\$3,738.00	17.33
01 2410 140 000 2	PRINCIPAL CLERICAL SAL.-S	\$22,000.00	\$1,790.00	\$3,580.00	16.27
01 2410 141 000 1	PRINCIPAL CLERICAL SUB SAL-E	\$300.00	\$0.00	\$0.00	0.00
01 2410 141 000 2	PRINCIPAL CLERICAL SUB SAL.-S	\$300.00	\$20.00	\$20.00	6.67
01 2410 210 000 1	PRINCIPAL SOC. SEC.-E	\$9,000.00	\$751.50	\$1,493.20	16.59
01 2410 210 000 2	PRINCIPAL SOC. SEC.-S	\$10,000.00	\$804.28	\$1,607.03	16.07
01 2410 220 000 1	PRINCIPAL RETIREMENT-E	\$9,000.00	\$725.65	\$1,441.15	16.01
01 2410 220 000 2	PRINCIPAL RETIREMENT-S	\$10,000.00	\$801.59	\$1,602.44	16.02
01 2410 221 000 1	PRINCIPAL RETIREMENT-E	\$3,000.00	\$249.20	\$494.91	16.50
01 2410 221 000 2	PRINCIPAL RETIREMENT-S	\$3,000.00	\$275.28	\$550.30	18.34
01 2410 230 000 1	PRINCIPAL HEALTH INS.-E	\$13,500.00	\$1,170.88	\$2,284.70	16.92
01 2410 230 000 2	PRINCIPAL HEALTH INS.-S	\$25,000.00	\$2,111.29	\$4,222.58	16.89
01 2410 410 000 1	PRINCIPAL SUPPLIES-ELEM.	\$300.00	\$0.00	\$0.00	0.00
01 2410 410 000 2	PRINCIPAL SUPPLIES-SEC.	\$750.00	\$51.98	\$51.98	6.93
01 2410 440 000 1	PRINCIPAL SUBSCRIPTIONS-E	\$0.00	\$0.00	\$0.00	0.00
01 2410 440 000 2	PRINCIPAL SUBSCRIPTIONS-S	\$0.00	\$0.00	\$0.00	0.00
01 2410 460 000 1	PRINCIPAL COMP HARDWARE-E	\$0.00	\$0.00	\$0.00	0.00
01 2410 460 000 2	PRINCIPAL COMP HARDWARE-S	\$0.00	\$0.00	\$0.00	0.00
01 2410 480 000 1	PRINCIPAL EQUIPMENT-E	\$0.00	\$0.00	\$0.00	0.00

Account Number	Account Description	Revised Budget	Expended During Month	Expenditures to Date	% of Budget
01 2410 480 000 2	PRINCIPAL EQUIPMENT-S	\$0.00	\$0.00	\$0.00	0.00
01 2410 630 000 1	PRINCIPAL DUES-ELEM.	\$500.00	\$0.00	\$0.00	0.00
01 2410 630 000 2	PRINCIPAL DUES-SEC.	\$500.00	\$0.00	\$0.00	0.00
01 2410 670 000 1	PRINCIPAL TRAVEL-ELEM.	\$600.00	\$0.00	\$25.00	4.17
01 2410 670 000 2	PRINCIPAL TRAVEL-SEC.	\$600.00	\$29.99	\$499.99	83.33
01 2410 690 000 1	PRINCIPAL OTHER-ELEM.	\$0.00	\$0.00	\$0.00	0.00
01 2410 690 000 2	PRINCIPAL OTHER-SEC.	\$0.00	\$0.00	\$0.00	0.00
2410	PRINCIPALS	\$335,090.00	\$27,752.28	\$55,676.56	16.62
01 2510 140 000 1	BOARD SECRETARY SALARY-E	\$19,000.00	\$1,543.67	\$3,515.66	18.50
01 2510 140 000 2	BOARD SECRETARY SALARY-S	\$19,000.00	\$1,543.69	\$3,515.69	18.50
01 2510 210 000 1	BOARD SEC. SOC. SEC.-E	\$1,500.00	\$119.24	\$271.24	18.08
01 2510 210 000 2	BOARD SEC. SOC. SEC.-S	\$1,500.00	\$119.24	\$271.24	18.08
01 2510 220 000 1	BOARD SECRETARY RET.-E	\$1,400.00	\$114.61	\$260.71	18.62
01 2510 220 000 2	BOARD SECRETARY RET.-S	\$1,400.00	\$114.61	\$260.71	18.62
01 2510 221 000 1	BOARD SECRETARY RET.-E	\$500.00	\$39.36	\$89.53	17.91
01 2510 221 000 2	BOARD SECRETARY RET.-S	\$500.00	\$39.36	\$89.53	17.91
01 2510 230 000 1	BOARD SEC. HEALTH INS.-E	\$3,500.00	\$285.25	\$570.50	16.30
01 2510 230 000 2	BOARD SEC. HEALTH INS.-S	\$3,500.00	\$285.26	\$570.52	16.30
01 2510 319 000 0	TECH.SER./PAYFLEX ADMIN.	\$0.00	\$0.00	\$0.00	0.00
01 2510 319 000 1	TECH.SER./PAYFLEX ADMIN.	\$1,200.00	\$10.47	\$34.90	2.91
01 2510 319 000 2	TECH.SER./PAYFLEX ADMIN.	\$1,200.00	\$79.46	\$103.89	8.66
01 2510 381 000 1	POSTAGE-ELEM.	\$3,500.00	\$124.65	\$244.93	7.00
01 2510 381 000 2	POSTAGE-SEC.	\$6,000.00	\$339.09	\$697.51	11.63
01 2510 382 000 1	DISTANCE ED & TELECOMM-ELEM	\$10,000.00	\$355.44	\$602.06	6.02
01 2510 382 000 2	DISTANCE ED & TELECOMM-S	\$9,000.00	\$768.23	\$1,434.44	15.94
01 2510 410 000 1	GENERAL ADMIN- SUPPLIES-E	\$750.00	\$0.00	\$330.30	44.04
01 2510 410 000 2	GENERAL ADMIN-SUPPLIES-S	\$750.00	\$0.00	\$47.25	6.30
01 2510 440 000 1	GENERAL ADMIN-PERIODICALS E	\$0.00	\$0.00	\$0.00	0.00
01 2510 440 000 2	GENERAL ADMIN-PERIODICALS S	\$0.00	\$0.00	\$0.00	0.00
01 2510 460 000 1	GEN ADMIN COMP HARDWARE-E	\$0.00	\$0.00	\$0.00	0.00
01 2510 460 000 2	GEN ADMIN COMP HARDWARE-S	\$0.00	\$0.00	\$0.00	0.00
01 2510 465 000 1	GEN ADMIN-SOFTWARE E	\$4,000.00	\$0.00	\$0.00	0.00
01 2510 465 000 2	GEN ADMIN-SOFTWARE S	\$4,000.00	\$0.00	\$0.00	0.00
01 2510 467 000 1	WEB/CLOUD BASED SOFTWARE-E	\$500.00	\$0.00	\$0.00	0.00
01 2510 467 000 2	WEB/CLOUD BASED SOFTWARE-S	\$500.00	\$0.00	\$0.00	0.00
01 2510 480 000 1	NON-CAPITALIZED OPERATIONAL PURCHASES-E	\$0.00	\$0.00	\$0.00	0.00

Account Number	Account Description	Revised Budget	Expended During Month	Expenditures to Date	% of Budget
01 2510 480 000 2	NON-CAPITALIZED OPERATIONAL PURCHASES-S	\$0.00	\$0.00	\$0.00	0.00
01 2510 490 000 2	OTHER SUPPLIES AND MATERIALS	\$0.00	\$0.00	\$0.00	0.00
01 2510 630 000 1	MEMBERSHIP DUES-E	\$23,500.00	\$0.00	\$0.00	0.00
01 2510 630 000 2	MEMBERSHIP DUES-S	\$23,500.00	\$0.00	\$0.00	0.00
01 2510 690 000 1	BUSINESS-MISC.	\$0.00	\$0.00	\$0.00	0.00
01 2510 690 000 2	BUSINESS-MISC.	\$0.00	\$0.00	\$0.00	0.00
2510	GENERAL ADMIN-BUSINESS SERVICE	\$140,200.00	\$5,881.63	\$12,910.61	9.21
01 2520 318 000 1	VEHICLE MAINTENANCE-ELEM.	\$500.00	\$0.00	\$0.00	0.00
01 2520 318 000 2	VEHICLE MAINTENANCE-SEC	\$500.00	\$0.00	\$0.00	0.00
01 2520 327 000 1	VEHICLE RENT/LEASE-ELEM.	\$0.00	\$0.00	\$0.00	0.00
01 2520 327 000 2	VEHICLE RENT/LEASE-SEC.	\$0.00	\$0.00	\$0.00	0.00
01 2520 334 000 1	VEHICLE MAINTENANCE-E	\$50.00	\$0.00	\$0.00	0.00
01 2520 334 000 2	VEHICLE MAINTENANCE-S	\$50.00	\$0.00	\$0.00	0.00
01 2520 336 000 1	VEHICLE GAS & OIL-ELEM.	\$600.00	\$0.00	\$45.62	7.60
01 2520 336 000 2	VEHICLE GAS & OIL-SEC.	\$600.00	\$0.00	\$53.74	8.96
01 2520 337 000 1	VEHICLE TIRES/PARTS-ELEM.	\$250.00	\$0.00	\$0.00	0.00
01 2520 337 000 2	VEHICLE TIRES/PARTS-SEC.	\$250.00	\$0.00	\$0.00	0.00
01 2520 550 000 1	VEHICLE PURCHASE	\$0.00	\$0.00	\$0.00	0.00
01 2520 550 000 2	VEHICLE PURCHASE	\$0.00	\$0.00	\$0.00	0.00
01 2520 690 000 1	VEHICLE MAINTENANCE OTHER-E	\$25.00	\$0.00	\$0.00	0.00
01 2520 690 000 2	VEHICLE MAINTENANCE OTHER-S	\$25.00	\$0.00	\$0.00	0.00
2520	VEHICLE ACQUISITION,SERV,MTNCE	\$2,850.00	\$0.00	\$99.36	3.49
01 2610 110 000 1	CUSTODIAL COORD. SAL.-E	\$16,500.00	\$1,062.75	\$2,581.19	15.64
01 2610 110 000 2	CUSTODIAL COORD. SAL.-S	\$16,500.00	\$1,062.75	\$2,581.20	15.64
01 2610 120 000 1	CUSTODIAL SUB-E	\$25.00	\$0.00	\$0.00	0.00
01 2610 120 000 2	CUSTODIAL SUB-S	\$25.00	\$0.00	\$0.00	0.00
01 2610 130 000 1	CUSTODIAL COORD. STIPEND-E	\$45.00	\$0.00	\$0.00	0.00
01 2610 130 000 2	CUSTODIAL COORD. STIPEND-S	\$45.00	\$0.00	\$0.00	0.00
01 2610 140 000 1	CUSTODIAL SALARIES-E	\$120,000.00	\$11,176.38	\$20,874.25	17.40
01 2610 140 000 2	CUSTODIAL SALARIES-S	\$105,000.00	\$9,645.41	\$19,497.39	18.57
01 2610 141 000 1	CUSTODIAL SALARIES SUB-E	\$1,250.00	\$288.06	\$288.06	23.04
01 2610 141 000 2	CUSTODIAL SALARIES SUB-S	\$500.00	\$554.07	\$863.56	172.71
01 2610 210 000 1	CUSTODIAL SOC. SEC.-E	\$10,400.00	\$918.83	\$1,785.02	17.16
01 2610 210 000 2	CUSTODIAL SOC. SEC.-S	\$9,300.00	\$851.71	\$1,772.92	19.06
01 2610 220 000 1	CUSTODIAL RETIREMENT-E	\$9,700.00	\$875.42	\$1,676.09	17.28
01 2610 220 000 2	CUSTODIAL RETIREMENT-S	\$8,500.00	\$780.09	\$1,620.48	19.06

Account Number	Account Description	Revised Budget	Expended During Month	Expenditures to Date	% of Budget
01 2610 221 000 1	CUSTODIAL RETIREMENT-E	\$3,300.00	\$300.63	\$575.58	17.44
01 2610 221 000 2	CUSTODIAL RETIREMENT-S	\$3,000.00	\$267.88	\$556.48	18.55
01 2610 230 000 1	CUSTODIAL HEALTH INS.-E	\$28,000.00	\$2,481.82	\$4,939.04	17.64
01 2610 230 000 2	CUSTODIAL HEALTH INS.-S	\$21,000.00	\$1,959.78	\$3,895.77	18.55
01 2610 290 000 1	CUSTODIAL OTHER BENEFITS-E	\$780.00	\$0.00	\$660.00	84.62
01 2610 290 000 2	CUSTODIAL OTHER BENEFITS-S	\$660.00	\$0.00	\$540.00	81.82
01 2610 318 000 1	LABOR	\$25,000.00	\$3,291.69	\$6,583.38	26.33
01 2610 318 000 2	LABOR	\$25,000.00	\$3,821.68	\$7,113.36	28.45
01 2610 319 000 1	CONTRACT CUSTODIAL SVC-E	\$250.00	\$0.00	\$0.00	0.00
01 2610 319 000 2	CONTRACT CUSTODIAL SVC-S	\$250.00	\$0.00	\$0.00	0.00
01 2610 321 000 1	FUEL - ELEM	\$48,000.00	\$918.68	\$1,566.05	3.26
01 2610 321 000 2	FUEL - SEC	\$40,000.00	\$164.36	\$328.71	0.82
01 2610 322 000 1	ELECTRICITY - ELEM	\$55,000.00	\$6,056.83	\$12,976.66	23.59
01 2610 322 000 2	ELECTRICITY - SEC	\$55,000.00	\$4,867.14	\$9,646.12	17.54
01 2610 323 000 1	WATER - ELEM	\$5,500.00	\$595.20	\$1,000.40	18.19
01 2610 323 000 2	WATER - SEC	\$9,500.00	\$1,481.80	\$2,679.60	28.21
01 2610 324 000 1	GARBAGE/OTHER UTIL.-ELEM.	\$7,000.00	\$588.29	\$1,168.56	16.69
01 2610 324 000 2	GARBAGE/OTHER UTILITIES-S	\$7,000.00	\$580.28	\$1,168.58	16.69
01 2610 329 000 1	PROPERTY SERVICES - ELEM	\$0.00	\$0.00	\$0.00	0.00
01 2610 329 000 2	PROPERTY SERVICES - SEC	\$0.00	\$0.00	\$0.00	0.00
01 2610 410 000 1	CUSTODIAL SUPPLIES-ELEM.	\$40,000.00	\$2,857.44	\$4,177.88	10.44
01 2610 410 000 2	CUSTODIAL SUPPLIES-SEC.	\$40,000.00	\$987.09	\$3,562.98	9.04
01 2610 670 000 1	CUSTODIAL TRAVEL-ELEM.	\$100.00	\$0.00	\$0.00	0.00
01 2610 670 000 2	CUSTODIAL TRAVEL-SEC.	\$100.00	\$0.00	\$0.00	0.00
01 2610 690 000 1	CUSTODIAL OTHER-ELEM.	\$0.00	\$0.00	\$0.00	0.00
01 2610 690 000 2	CUSTODIAL OTHER-SEC.	\$0.00	\$0.00	\$0.00	0.00
2610	CUSTODIAL	\$712,230.00	\$58,436.06	\$116,679.31	16.39
01 2620 318 000 0	PLANT MAINTENANCE LABOR-PS	\$0.00	\$0.00	\$0.00	0.00
01 2620 318 000 1	PLANT MAINTENANCE LABOR-E	\$41,000.00	\$2,702.00	\$2,763.25	6.74
01 2620 318 000 2	PLANT MAINTENANCE LABOR-S	\$51,000.00	\$4,247.25	\$4,408.50	8.64
01 2620 319 000 1	CONTRACT CUST PURCH SERV-E	\$40,000.00	\$0.00	\$0.00	0.00
01 2620 319 000 2	CONTRACT CUST PURCH SERV-S	\$25,000.00	\$175.00	\$175.00	0.70
01 2620 327 000 1	RENTAL/LEASE-ELEM	\$250.00	\$0.00	\$0.00	0.00
01 2620 327 000 2	RENTAL/LEASE-SEC	\$250.00	\$0.00	\$0.00	0.00
01 2620 328 000 1	PROPERTY INSURANCE - ELEM	\$44,000.00	\$0.00	\$0.00	0.00
01 2620 328 000 2	PROPERTY INSURANCE - SEC	\$44,000.00	\$0.00	\$0.00	0.00
01 2620 341 000 1	LIABILITY INSURANCE	\$0.00	\$0.00	\$0.00	0.00

Account Number	Account Description	Revised Budget	Expended During Month	Expenditures to Date	% of Budget
01 2620 341 000 2	LIABILITY INSURANCE	\$0.00	\$0.00	\$0.00	0.00
01 2620 410 000 1	PLANT MAINT SUPPLIES-S	\$35,000.00	\$217.00	\$260.88	0.75
01 2620 410 000 2	PLANT MAINT SUPPLIES-S	\$35,000.00	\$2,762.80	\$3,548.54	10.14
01 2620 460 000 1	PLANT MAINT COMP HARDWARE-E	\$550.00	\$0.00	\$0.00	0.00
01 2620 460 000 2	PLANT MAINT COMP HARDWARE-S	\$550.00	\$0.00	\$0.00	0.00
01 2620 465 000 1	BLDG-COMPUTER SOFTWARE E	\$250.00	\$0.00	\$0.00	0.00
01 2620 465 000 2	BLDG-COMPUTER SOFTWARE S	\$250.00	\$0.00	\$0.00	0.00
01 2620 480 000 1	EQUIPMENT <5000 - ELEM	\$4,500.00	\$0.00	\$0.00	0.00
01 2620 480 000 2	EQUIPMENT <5000 - SEC	\$5,500.00	\$0.00	\$0.00	0.00
01 2620 520 000 1	CAPITAL OUTLAY - ELEM	\$0.00	\$0.00	\$0.00	0.00
01 2620 520 000 2	CAPITAL OUTLAY - SEC	\$535,000.00	\$0.00	\$0.00	0.00
01 2620 530 000 1	EQUIP/PLANT REPAIRS-ELEM	\$260,000.00	\$0.00	\$0.00	0.00
01 2620 530 000 2	EQUIP/PLANT REPAIRS-SEC.	\$20,000.00	\$0.00	\$0.00	0.00
01 2620 610 000 1	BLDG-REDEMP OF PRINCIPAL - E	\$75,000.00	\$0.00	\$0.00	0.00
01 2620 620 000 1	BLDG-DEBT SERVICE INTEREST-E	\$882.00	\$0.00	\$0.00	0.00
01 2620 630 000 1	BUILDING - DUES AND FEES	\$0.00	\$0.00	\$0.00	0.00
01 2620 630 000 2	BUILDING - DUES AND FEES	\$0.00	\$0.00	\$0.00	0.00
01 2620 670 000 1	PLANT MAINTENANCE MILEAGE-E	\$0.00	\$166.87	\$166.87	0.00
01 2620 670 000 2	PLANT MAINTENANCE MILEAGE-S	\$0.00	\$166.87	\$166.87	0.00
01 2620 690 000 1	PLANT MAINTENANCE OTHER-E	\$0.00	\$0.00	\$0.00	0.00
01 2620 690 000 2	PLANT MAINTENANCE OTHER-S	\$0.00	\$0.00	\$0.00	0.00
2620	PLANT MAINTENANCE	\$1,217,982.00	\$10,437.79	\$11,489.91	0.94
01 2750 318 000 1	PUPIL TRANS-CONT SERVICES-E	\$0.00	\$0.00	\$0.00	0.00
01 2750 318 000 2	PUPIL TRANS-CONT SERVICES-S	\$500.00	\$56.00	\$56.00	11.20
01 2750 328 000 1	PUPIL TRANS-INSURANCE - E	\$0.00	\$0.00	\$0.00	0.00
01 2750 328 000 2	PUPIL TRANS-INSURANCE - S	\$0.00	\$534.00	\$534.00	0.00
01 2750 332 000 0	MILEAGE TO PARENTS-PS	\$2,500.00	\$389.37	\$389.37	15.57
01 2750 332 000 1	REG. TRANSPORTATION-ELEM.	\$60,000.00	\$3,477.28	\$5,702.97	9.50
01 2750 332 000 2	REG. TRANSPORTATION-SEC.	\$57,000.00	\$6,702.74	\$9,591.92	16.83
01 2750 334 000 2	VEHICLE REPAIRS & MAINTENANCE	\$2,000.00	\$270.00	\$270.00	13.50
01 2750 336 000 1	PUPIL TRANS-GAS & OIL-E	\$250.00	\$18.06	\$18.06	7.22
01 2750 336 000 2	PUPIL TRANS-GAS & OIL-S	\$17,500.00	\$1,222.27	\$1,528.09	8.73
01 2750 337 000 1	PUPIL TRANS-TIRES & PARTS-E	\$200.00	\$0.00	\$0.00	0.00
01 2750 337 000 2	PUPIL TRANS-TIRES & PARTS-S	\$800.00	\$928.80	\$928.80	116.10
01 2750 550 000 1	VEHICLE PURCHASE	\$0.00	\$0.00	\$0.00	0.00
01 2750 550 000 2	VEHICLE PURCHASE	\$0.00	\$0.00	\$0.00	0.00

Account Number	Account Description	Revised Budget	Expended During Month	Expenditures to Date	% of Budget
01 2750 670 000 1	REG PUPIL TRAVEL EXP/MLG-E	\$6,000.00	\$693.80	\$693.80	11.56
01 2750 670 000 2	REG PUPIL TRAVEL EXP/MLG-S	\$80,000.00	\$15,529.30	\$19,210.25	24.01
01 2750 690 000 1	PUPIL TRANS-MISC-E	\$50.00	\$0.00	\$0.00	0.00
01 2750 690 000 2	PUPIL TRANS-MISC-S	\$300.00	\$16.12	\$40.12	13.37
2750	REGULAR PUPIL TRANSPORTATION	\$227,100.00	\$29,837.74	\$38,963.38	17.16
01 2751 332 000 0	OPTION MILEAGE TO PARENTS-PS	\$0.00	\$160.06	\$200.07	0.00
01 2751 332 000 1	OPTION TRANSPORTATION-ELE	\$10,500.00	\$701.78	\$701.78	6.68
01 2751 332 000 2	OPTION TRANSPORTATION-SEC	\$10,000.00	\$160.06	\$160.06	1.60
2751	OPTION TRANSPORTATION	\$20,500.00	\$1,021.90	\$1,061.91	5.18
01 2760 318 000 3	LABOR-HANDICAP VAN	\$700.00	\$0.00	\$0.00	0.00
01 2760 318 000 4	LABOR-SPED '06 VAN	\$50.00	\$0.00	\$0.00	0.00
01 2760 318 000 5	LABOR-02 SPED VAN	\$50.00	\$0.00	\$0.00	0.00
01 2760 318 000 6	LABOR-04 SPED VAN	\$25.00	\$0.00	\$0.00	0.00
01 2760 319 000 2	SPED CONTRACT LABOR-HS	\$0.00	\$0.00	\$0.00	0.00
01 2760 328 000 3	INSURANCE-HANDICAP VAN	\$0.00	\$0.00	\$0.00	0.00
01 2760 328 000 4	INSURANCE-SPED '06 VAN	\$0.00	\$0.00	\$0.00	0.00
01 2760 328 000 5	INSURANCE-SPED '02 VAN	\$0.00	\$0.00	\$0.00	0.00
01 2760 328 000 6	INSURANCE-SPED '04 FORD VAN	\$0.00	\$0.00	\$0.00	0.00
01 2760 332 000 1	SPED TRANS.TO PARENTS-EL.	\$0.00	\$0.00	\$0.00	0.00
01 2760 332 000 2	SPED TRANS.TO PARENTS-SEC	\$2,500.00	\$172.80	\$259.20	10.37
01 2760 334 000 3	HC VAN-VEHICLE REPAIR & MAINT	\$500.00	\$0.00	\$0.00	0.00
01 2760 334 000 4	06 SPED VAN-VEHICLE REPAIR & MAINT	\$50.00	\$0.00	\$0.00	0.00
01 2760 334 000 5	02 SPED VAN-VEHICLE REPAIR & MAINT	\$100.00	\$0.00	\$0.00	0.00
01 2760 334 000 6	04 SPED VAN REPAIR & MAINT	\$100.00	\$0.00	\$0.00	0.00
01 2760 336 000 3	GAS & OIL-HANDICAP VAN	\$3,500.00	\$269.16	\$428.54	12.24
01 2760 336 000 4	GAS & OIL-SPED '06 VAN	\$500.00	\$0.00	\$0.00	0.00
01 2760 336 000 5	GAS & OIL SPED '02 VAN	\$250.00	\$0.00	\$0.00	0.00
01 2760 336 000 6	GAS & OIL SPED '04 VAN	\$400.00	\$63.62	\$63.62	15.91
01 2760 336 000 7	GAS & OIL SPED MINI BUS	\$0.00	\$70.86	\$70.86	0.00
01 2760 337 000 3	TIRES/PARTS-HC VAN	\$200.00	\$0.00	\$0.00	0.00
01 2760 337 000 4	TIRES/PARTS SPED '06 VAN	\$0.00	\$0.00	\$0.00	0.00
01 2760 337 000 5	TIRES/PARTS SPED '02 VAN	\$50.00	\$0.00	\$0.00	0.00
01 2760 337 000 6	TIRES/PARTS SPED '04 VAN	\$0.00	\$0.00	\$0.00	0.00
01 2760 550 000 1	SPED VEHICLE PURCHASE-ELE	\$0.00	\$0.00	\$0.00	0.00
01 2760 550 000 2	SPED VEHICLE PURCHASE-SEC	\$0.00	\$0.00	\$0.00	0.00
01 2760 670 000 1	SPED TRANSPORTATION-ELEM	\$0.00	\$0.00	\$0.00	0.00

Account Number	Account Description	Revised Budget	Expended During Month	Expenditures to Date	% of Budget
01 2760 670 000 2	SPED TRANSPORTATION - SEC	\$0.00	\$0.00	\$0.00	0.00
01 2760 690 000 3	OTHER-HANDICAP VAN	\$50.00	\$0.00	\$0.00	0.00
01 2760 690 000 4	OTHER-SPED '06 VAN	\$50.00	\$0.00	\$0.00	0.00
01 2760 690 000 5	OTHER - SPED '02 VAN	\$0.00	\$0.00	\$0.00	0.00
01 2760 690 000 6	OTHER - SPED '04 VAN	\$25.00	\$0.00	\$0.00	0.00
01 2760 690 000 7	OTHER - SPED MINI BUS	\$0.00	\$0.00	\$0.00	0.00
2760	SCHOOL AGE SPEC ED TRANSPORT	\$9,100.00	\$576.44	\$822.22	9.04
01 2761 140 000 3	HANDICAP VAN DRIVER SAL.	\$35,000.00	\$1,278.09	\$3,563.97	10.18
01 2761 140 000 4	SPED SHORT RT DRIVER SAL	\$0.00	\$0.00	\$0.00	0.00
01 2761 140 000 5	SPED LONG RT DRIVER SAL	\$0.00	\$0.00	\$0.00	0.00
01 2761 141 000 3	HANDICAP VAN DRIVER SUB SAL	\$0.00	\$259.36	\$259.36	0.00
01 2761 141 000 4	SPED SHORT RT DRIVER SUB SAL	\$0.00	\$0.00	\$0.00	0.00
01 2761 141 000 5	SPED LONG RT DRIVER SUB SAL	\$0.00	\$0.00	\$0.00	0.00
01 2761 210 000 3	HANDICAP VAN DR. SOC.SEC.	\$2,500.00	\$117.20	\$291.49	11.66
01 2761 210 000 4	SPED SHORT RT DRIVER SS	\$0.00	\$0.00	\$0.00	0.00
01 2761 210 000 5	SPED LONG RT DRIVER SS	\$0.00	\$0.00	\$0.00	0.00
01 2761 220 000 3	HANDICAP VAN DR. RETIRE.	\$2,500.00	\$113.05	\$281.13	11.25
01 2761 220 000 4	SPED SHORT RT DRIVER RETIRE	\$0.00	\$0.00	\$0.00	0.00
01 2761 220 000 5	SPED LONG RT DRIVER RETIRE	\$0.00	\$0.00	\$0.00	0.00
01 2761 221 000 3	HANDICAP VAN DR. RETIRE	\$1,000.00	\$38.82	\$96.54	9.65
01 2761 221 000 4	SPED SHORT RT DRIVER RETIRE	\$0.00	\$0.00	\$0.00	0.00
01 2761 221 000 5	SPED LONG RT DRIVER RETIRE	\$0.00	\$0.00	\$0.00	0.00
01 2761 230 000 3	HANDICAP VAN DR. INSUR.	\$6,800.00	\$352.90	\$767.99	11.29
01 2761 230 000 4	SPED SHORT RT DRIVER INS	\$0.00	\$0.00	\$0.00	0.00
01 2761 230 000 5	SPED LONG RT DRIVER INS	\$0.00	\$0.00	\$0.00	0.00
01 2761 290 000 3	HC VAN DRIVER-OTHER BENEFITS	\$0.00	\$0.00	\$0.00	0.00
01 2761 550 000 1	SPED VEHICLE PURCHASE-ELE	\$0.00	\$0.00	\$0.00	0.00
01 2761 550 000 2	SPED VEHICLE PURCHASE-SEC	\$0.00	\$0.00	\$0.00	0.00
01 2761 690 000 1	HANDICAP VAN EXPENSE-ELEM	\$0.00	\$0.00	\$0.00	0.00
01 2761 690 000 2	HANDICAP VAN EXPENSE-SEC.	\$0.00	\$0.00	\$0.00	0.00
2761	HANDICAP VAN/SPED VEHICLES	\$47,800.00	\$2,159.42	\$5,260.48	11.01
01 2765 140 000 0	PS SPED TRANS-OTHER STAFF SALARIES	\$5,900.00	\$325.80	\$541.91	9.18
01 2765 141 000 0	PS SPED TRANS-OTHER SUB STAFF SALARIES	\$500.00	\$0.00	\$0.00	0.00
01 2765 210 000 0	PS SPED TRANS-SOCIAL SECURITY	\$500.00	\$24.93	\$41.46	8.29
01 2765 220 000 0	PS SPED TRANS-RETIREMENT	\$400.00	\$23.96	\$39.85	9.96

Account Number	Account Description	Revised Budget	Expended During Month	Expenditures to Date	% of Budget
01 2765 221 000 0	PS SPED TRANS-RETIREMENT 1%	\$200.00	\$8.23	\$13.69	6.85
01 2765 230 000 0	PS SPED TRANS-HEALTH INSURANCE	\$0.00	\$0.00	\$0.00	0.00
01 2765 332 000 0	MILEAGE TO PARENTS-PS	\$1,500.00	\$174.96	\$233.28	15.55
01 2765 670 000 0	PS SPED-TRAVEL EXPENSE AND MILEAGE	\$100.00	\$0.00	\$0.00	0.00
2765	BELOW AGE 5 SPED PUPIL TRANSPORTATION	\$9,100.00	\$557.88	\$870.19	9.56
01 3511 110 000 1	HAL SALARY - E	\$4,500.00	\$371.28	\$603.33	13.41
01 3511 210 000 1	HAL SOC. SEC. - E	\$400.00	\$28.40	\$46.15	11.54
01 3511 220 000 1	HAL RETIREMENT-E	\$400.00	\$27.30	\$44.36	11.09
01 3511 221 000 1	HAL RETIREMENT-E	\$100.00	\$9.38	\$15.24	15.24
01 3511 230 000 1	HAL HEALTH INSURANCE-E	\$1,600.00	\$67.44	\$114.04	7.13
3511	HIGH ABILITY LEARNERS	\$7,000.00	\$503.80	\$823.12	11.76
01 3540 110 000 0	EC SALARIES	\$0.00	\$0.00	\$0.00	0.00
01 3540 120 000 0	EC SUB SALARIES	\$0.00	\$0.00	\$0.00	0.00
01 3540 140 000 0	EC SALARIES	\$0.00	\$0.00	\$0.00	0.00
01 3540 210 000 0	EC SOCIAL SECURITY	\$0.00	\$0.00	\$0.00	0.00
01 3540 220 000 0	EC RETIREMENT	\$0.00	\$0.00	\$0.00	0.00
01 3540 221 000 0	EC RETIREMENT 1%	\$0.00	\$0.00	\$0.00	0.00
01 3540 230 000 0	EC HEALTH INSURANCE	\$0.00	\$0.00	\$0.00	0.00
01 3540 319 000 0	EC PROFESSIONAL SERVICES	\$0.00	\$0.00	\$0.00	0.00
01 3540 410 000 0	EC SUPPLIES	\$0.00	\$0.00	\$0.00	0.00
01 3540 420 000 0	EC TEXTBPPLS	\$0.00	\$0.00	\$0.00	0.00
01 3540 460 000 0	EC COMPUTER HARDWARE	\$0.00	\$0.00	\$0.00	0.00
01 3540 465 000 0	EC COMPUTER SOFTWARE	\$0.00	\$0.00	\$0.00	0.00
01 3540 480 000 0	EC EQUIPMENT	\$0.00	\$0.00	\$0.00	0.00
01 3540 530 000 0	EC FURNITURE/EQUIP	\$0.00	\$0.00	\$0.00	0.00
01 3540 670 000 0	EC TRAVEL EXPENSES	\$0.00	\$0.00	\$0.00	0.00
01 3540 690 000 0	EC OTHER MISC EXPENSES	\$0.00	\$0.00	\$0.00	0.00
3540	STATE EARLY CHILDHOOD	\$0.00	\$0.00	\$0.00	0.00
01 4200 110 000 1	TITLE I REGULAR SALARIES - E	\$122,000.00	\$10,109.75	\$20,219.50	16.57
01 4200 130 000 1	TITLE I STIPENDS - E	\$0.00	\$0.00	\$0.00	0.00
01 4200 210 000 1	TITLE I SOCIAL SECURITY - E	\$9,350.00	\$765.20	\$1,530.40	16.37
01 4200 220 000 1	TITLE I RETIREMENT - E	\$9,000.00	\$743.35	\$1,486.71	16.52
01 4200 221 000 1	TITLE I RETIREMENT 1%- E	\$3,000.00	\$255.27	\$510.54	17.02
01 4200 230 000 1	TITLE I HEALTH INS - E	\$35,000.00	\$2,967.44	\$5,934.88	16.96
01 4200 318 000 1	TITLE I CONT SERVICES-E	\$0.00	\$0.00	\$0.00	0.00
01 4200 319 000 1	OTHER PROF/TECH SERVICES-E	\$10,000.00	\$0.00	\$0.00	0.00

Account Number	Account Description	Revised Budget	Expended During Month	Expenditures to Date	% of Budget
01 4200 327 000 1	RENTALS OR LEASES-E	\$0.00	\$0.00	\$0.00	0.00
01 4200 410 000 1	TITLE I SUPPLIES-E	\$150.00	\$0.00	\$0.00	0.00
01 4200 460 000 1	TITLE I COMPUTER HARDWARE-E	\$25,000.00	\$0.00	\$0.00	0.00
01 4200 465 000 1	TITLE I COMPUTER SOFTWARE-E	\$0.00	\$0.00	\$0.00	0.00
01 4200 467 000 1	WEB/CLOUD BASED SOFTWARE-E	\$0.00	(\$350.00)	\$0.00	0.00
01 4200 480 000 1	TITLE I EQUIP-E	\$0.00	\$0.00	\$0.00	0.00
01 4200 670 000 1	TITLE I TRAVEL EXP-E	\$6,500.00	\$0.00	\$0.00	0.00
4200	TITLE I, PART A NCLB IMPROVE BSC PRGRMS	\$220,000.00	\$14,491.01	\$29,682.03	13.49
01 4210 110 000 0	TITLE I ACCT SALARIES-PS	\$0.00	\$0.00	\$0.00	0.00
01 4210 120 000 0	TITLE I ACCT SUB SALARIES-PS	\$0.00	\$0.00	\$0.00	0.00
01 4210 130 000 1	TITLE I ACCT STIPENDS-E	\$0.00	\$0.00	\$0.00	0.00
01 4210 135 000 1	TITLE I ACCT STIPENDS-E	\$0.00	\$0.00	\$0.00	0.00
01 4210 210 000 0	TITLE I ACCT SOC SECURITY-PS	\$0.00	\$0.00	\$0.00	0.00
01 4210 210 000 1	TITLE I ACCT SOC SECURITY-E	\$0.00	\$0.00	\$0.00	0.00
01 4210 220 000 0	TITLE I ACCT RETIREMENT	\$0.00	\$0.00	\$0.00	0.00
01 4210 220 000 1	TITLE I ACCT RETIREMENT	\$0.00	\$0.00	\$0.00	0.00
01 4210 221 000 0	TITLE I ACCT RETIREMENT 1%	\$0.00	\$0.00	\$0.00	0.00
01 4210 221 000 1	TITLE I ACCT RETIREMENT 1%	\$0.00	\$0.00	\$0.00	0.00
01 4210 230 000 0	TITLE I ACCT HEALTH INS	\$0.00	\$0.00	\$0.00	0.00
01 4210 230 000 1	TITLE I ACCT HEALTH INS	\$0.00	\$0.00	\$0.00	0.00
01 4210 319 000 1	TITLE I ACCT PROF/TECH SERV	\$0.00	\$0.00	\$0.00	0.00
01 4210 410 000 0	TITLE I ACCT-SUPPLIES-PS	\$0.00	\$0.00	\$0.00	0.00
01 4210 410 000 1	TITLE I ACCT SUPPLIES	\$0.00	\$0.00	\$0.00	0.00
01 4210 460 000 0	EC COMPUTER HARDWARE	\$0.00	\$0.00	\$0.00	0.00
01 4210 465 000 1	TITLE I ACCT - SOFTWARE	\$0.00	\$0.00	\$0.00	0.00
01 4210 467 000 0	TITLE I ACCT-WEB BASED SOFTWARE-PS	\$0.00	\$0.00	\$0.00	0.00
01 4210 670 000 1	TITLE I ACCT TRAVEL EXP	\$0.00	\$0.00	\$1,008.14	0.00
4210	TITLE I, PART A NCLB IMPROVE BSC PRGRMS	\$0.00	\$0.00	\$1,008.14	0.00
01 4311 110 000 1	TITLE IIA SALARIES-E	\$20,000.00	\$1,700.40	\$3,400.80	17.00
01 4311 110 000 2	TITLE IIA SALARIES-S	\$0.00	\$0.00	\$0.00	0.00
01 4311 120 000 1	TITLE IIA SUBSTITUTES-E	\$0.00	\$0.00	\$0.00	0.00
01 4311 130 000 1	TITLE IIA STIPENDS-E	\$0.00	\$0.00	\$0.00	0.00
01 4311 130 000 2	TITLE IIA STIPENDS-S	\$0.00	\$0.00	\$0.00	0.00
01 4311 210 000 1	TITLE IIA SOC SEC-E	\$1,500.00	\$125.30	\$250.59	16.71
01 4311 210 000 2	TITLE IIA SOC SEC-S	\$0.00	\$0.00	\$0.00	0.00
01 4311 220 000 1	TITLE IIA RETIREMENT-E	\$1,500.00	\$125.03	\$250.06	16.67

Account Number	Account Description	Revised Budget	Expended During Month	Expenditures to Date	% of Budget
01 4311 220 000 2	TITLE IIA RETIREMENT-S	\$0.00	\$0.00	\$0.00	0.00
01 4311 221 000 1	TITLE IIA RETIREMENT-E	\$500.00	\$42.93	\$85.86	17.17
01 4311 221 000 2	TITLE IIA RETIREMENT-S	\$0.00	\$0.00	\$0.00	0.00
01 4311 230 000 1	TITLE IIA HEALTH INS-E	\$2,000.00	\$445.11	\$890.22	44.51
01 4311 319 000 1	PURCHASED SERVICES-E	\$1,500.00	\$0.00	\$0.00	0.00
01 4311 410 000 1	TITLE IIA SUPPLIES-E	\$0.00	\$46.71	\$46.71	0.00
01 4311 410 000 2	TITLE IIA SUPPLIES-S	\$0.00	\$0.00	\$0.00	0.00
01 4311 670 000 1	TITLE IIA TRAVEL-E	\$4,000.00	\$805.37	\$2,047.23	51.18
01 4311 670 000 2	TITLE IIA TRAVEL-S	\$4,000.00	\$754.90	\$2,285.90	69.45
4311 TITLE IIA		\$35,000.00	\$4,045.75	\$9,257.37	27.86
01 4315 110 000 1	TITLE IIB MATH/SCI SALARY-E	\$0.00	\$0.00	\$0.00	0.00
01 4315 110 000 2	TITLE IIB MATH/SCI SALARY-S	\$0.00	\$0.00	\$0.00	0.00
01 4315 120 000 1	TITLE IIB MATH/SCI SUB SALARY-E	\$0.00	\$0.00	\$0.00	0.00
01 4315 120 000 2	TITLE IIB MATH/SCI SUB SALARY-S	\$0.00	\$0.00	\$0.00	0.00
01 4315 130 000 1	TITLE IIB MATH/SCI STIPENDS-E	\$0.00	\$0.00	\$0.00	0.00
01 4315 130 000 2	TITLE IIB MATH/SCI STIPENDS-S	\$0.00	\$0.00	\$0.00	0.00
01 4315 210 000 1	TITLE IIB MATH/SCI SOC SEC-E	\$0.00	\$0.00	\$0.00	0.00
01 4315 210 000 2	TITLE IIB MATH/SCI SOC SEC-S	\$0.00	\$0.00	\$0.00	0.00
01 4315 220 000 1	TITLE IIB MATH/SCI RETIREMENT-E	\$0.00	\$0.00	\$0.00	0.00
01 4315 220 000 2	TITLE IIB MATH/SCI RETIREMENT-S	\$0.00	\$0.00	\$0.00	0.00
01 4315 221 000 1	TITLE IIB MATH/SCI RETIREMENT-E	\$0.00	\$0.00	\$0.00	0.00
01 4315 221 000 2	TITLE IIB MATH/SCI RETIREMENT-S	\$0.00	\$0.00	\$0.00	0.00
01 4315 670 000 1	TITLE IIB MATH/SCI TRAVEL EXP-E	\$0.00	\$0.00	\$0.00	0.00
01 4315 670 000 2	TITLE IIB MATH/SCI TRAVEL EXP-S	\$0.00	\$0.00	\$0.00	0.00
4315 TITLE II, PRT B MATH & SCIENCE PRTNRSHPS		\$0.00	\$0.00	\$0.00	0.00
01 4330 120 000 2	TITLE VI - REAP (RLIS)-SUB	\$0.00	\$0.00	\$0.00	0.00
01 4330 140 000 2	TITLE VI - REAP (RLIS)-SALARIES	\$0.00	\$0.00	\$0.00	0.00
01 4330 210 000 2	TITLE VI - REAP (RLIS)-SOC SEC	\$0.00	\$0.00	\$0.00	0.00
01 4330 220 000 2	TITLE VI - REAP (RLIS)- RETIREMENT	\$0.00	\$0.00	\$0.00	0.00
01 4330 221 000 2	TITLE VI - REAP (RLIS)- RETIREMENT 1%	\$0.00	\$0.00	\$0.00	0.00
01 4330 410 000 2	TITLE VI REAP (RLIS) - SUPPLIES	\$0.00	\$0.00	\$0.00	0.00
01 4330 460 000 2	TITLE IV REAP (RLIS) - COMPUTER HARDWARE	\$0.00	\$0.00	\$0.00	0.00
01 4330 670 000 1	TITLE IV REAP (RLIS) - TRAVEL EXP-E	\$0.00	\$0.00	\$0.00	0.00
01 4330 670 000 2	TITLE IV REAP (RLIS) - TRAVEL EXP-S	\$0.00	\$0.00	\$0.00	0.00
4330 TITLE VI REAP		\$0.00	\$0.00	\$0.00	0.00

Account Number	Account Description	Revised Budget	Expended During Month	Expenditures to Date	% of Budget
01 4403 313 000 1	IDEA PART B BASE-PUPIL SERV-E	\$0.00	\$0.00	\$0.00	0.00
01 4403 313 000 2	IDEA PART B BASE-PUPIL SERV-S	\$0.00	\$0.00	\$0.00	0.00
4403	IDEA PART B (611) BASE ALLOCATION - SA	\$0.00	\$0.00	\$0.00	0.00
01 4404 110 000 0	IDEA SALARIES - PS	\$12,000.00	\$0.00	\$0.00	0.00
01 4404 110 002 0	IDEA SALARIES -B-2 PS	\$6,000.00	\$1,999.72	\$3,999.44	66.66
01 4404 110 005 0	IDEA SALARIES -3-5 PS	\$15,000.00	\$4,448.85	\$8,937.70	59.58
01 4404 120 000 0	IDEA SUBSTITITE SALARIES - PS	\$100.00	\$0.00	\$0.00	0.00
01 4404 120 002 0	IDEA SUB SALARIES -B-2 PS	\$100.00	\$71.26	\$71.26	71.26
01 4404 120 005 0	IDEA SUB SALARIES -3-5 PS	\$100.00	\$74.98	\$74.98	74.98
01 4404 130 000 0	PRESCHOOL STIPENDS	\$0.00	\$0.00	\$0.00	0.00
01 4404 130 002 0	PRESCHOOL STIPENDS	\$0.00	\$0.00	\$0.00	0.00
01 4404 130 005 0	PRESCHOOL STIPENDS	\$0.00	\$0.00	\$0.00	0.00
01 4404 140 000 0	PS AIDES SALARIES	\$10,000.00	\$2,279.10	\$4,082.10	40.82
01 4404 141 000 0	PS SUB AIDES SALARIES	\$0.00	\$314.13	\$852.22	0.00
01 4404 142 002 0	TRANSLATOR SALARIES-B-2	\$0.00	\$0.00	\$0.00	0.00
01 4404 142 005 0	TRANSLATOR SALARIES-3-5	\$0.00	\$0.00	\$0.00	0.00
01 4404 210 000 0	PRESCHOOL SOCIAL SECURITY	\$1,000.00	\$189.77	\$359.45	35.95
01 4404 210 002 0	PRESCHOOL SOCIAL SECURITY- B-2	\$700.00	\$156.42	\$307.35	43.91
01 4404 210 005 0	PRESCHOOL SOCIAL SECURITY- 3-5	\$1,200.00	\$341.33	\$680.01	56.67
01 4404 220 000 0	PRESCHOOL RETIREMENT	\$1,000.00	\$167.57	\$300.14	30.01
01 4404 220 002 0	PRESCHOOL RETIREMENT B-2	\$1,500.00	\$147.04	\$294.08	19.61
01 4404 220 005 0	PRESCHOOL RETIREMENT 3-5	\$2,000.00	\$327.12	\$657.17	32.86
01 4404 221 000 0	PRESCHOOL RETIREMENT 1%	\$1,000.00	\$57.54	\$103.07	10.31
01 4404 221 002 0	PRESCHOOL RETIREMENT 1% B-2	\$700.00	\$50.50	\$101.00	14.43
01 4404 221 005 0	PRESCHOOL RETIREMENT 1% 3-5	\$600.00	\$112.33	\$225.67	37.61
01 4404 230 000 0	PRESCHOOL-HEALTH INS	\$5,000.00	\$684.61	\$1,083.97	21.68
01 4404 230 002 0	PRESCHOOL-HEALTH INS B-2	\$2,000.00	\$704.77	\$1,352.96	67.65
01 4404 230 005 0	PRESCHOOL-HEALTH INS 3-5	\$5,000.00	\$741.85	\$1,342.26	26.85
01 4404 313 000 0	IDEA PART B BASE-PUPIL SERV-PS	\$5,000.00	\$72.50	\$72.50	1.45
01 4404 313 002 0	IDEA PART B BASE-PUPIL SERV B-2	\$0.00	\$222.58	\$420.98	0.00
01 4404 313 005 0	IDEA PART B BASE-PUPIL SERV 3-5	\$0.00	\$217.62	\$355.26	0.00
01 4404 410 000 0	IDEA PART B - PS SUPPLIES	\$0.00	\$5.89	\$5.89	0.00
01 4404 465 000 0	IDEA PART B - PS SOFTWARE	\$0.00	\$0.00	\$0.00	0.00
01 4404 480 000 0	PS EQUIPMENT <5000	\$0.00	\$0.00	\$0.00	0.00
01 4404 670 000 0	TRAVEL EXP/MILEAGE -PS	\$0.00	\$0.00	\$0.00	0.00

Account Number	Account Description	Revised Budget	Expended During Month	Expenditures to Date	% of Budget
01 4404 670 002 0	TRAVEL EXP/MILEAGE - B-2	\$0.00	\$0.00	\$0.00	0.00
01 4404 670 005 0	TRAVEL EXP/MILEAGE - 3-5	\$0.00	\$0.00	\$0.00	0.00
4404	IDEA PART B BASE ALLOCATION	\$70,000.00	\$13,387.48	\$25,679.46	36.68
01 4406 313 000 0	IDEA PS (619) BASE-PUPIL SERV-PS	\$3,000.00	\$0.00	\$0.00	0.00
4406	IDEA PRESCHOOL (619) BASE (3&4 YR OLDS)	\$3,000.00	\$0.00	\$0.00	0.00
01 4410 110 000 0	IDEA E/P REGULAR SALARIES-PS	\$0.00	\$0.00	\$0.00	0.00
01 4410 110 000 1	IDEA E/P REGULAR SALARIES-E	\$70,000.00	\$5,785.52	\$11,571.04	16.53
01 4410 130 000 0	IDEA E/P REGULAR STIPENDS-PS	\$0.00	\$0.00	\$0.00	0.00
01 4410 130 000 1	IDEA E/P REGULAR STIPENDS-EL	\$0.00	\$0.00	\$0.00	0.00
01 4410 140 000 0	IDEA E/P AIDES SALARIES-PS	\$0.00	\$0.00	\$0.00	0.00
01 4410 141 000 0	IDEA E/P SUB SALARIES-PS	\$0.00	\$0.00	\$0.00	0.00
01 4410 210 000 0	IDEA E/P SOCIAL SECURITY-PS	\$0.00	\$0.00	\$0.00	0.00
01 4410 210 000 1	IDEA E/P SOCIAL SECURITY-E	\$5,500.00	\$439.68	\$879.36	15.99
01 4410 220 000 0	IDEA E/P RETIREMENT-PS	\$0.00	\$0.00	\$0.00	0.00
01 4410 220 000 1	IDEA E/P RETIREMENT-ELEM	\$5,000.00	\$425.39	\$850.78	17.02
01 4410 221 000 0	IDEA E/P RETIREMENT 1%-PS	\$0.00	\$0.00	\$0.00	0.00
01 4410 221 000 1	IDEA E/P RETIREMENT 1%-ELEM	\$1,000.00	\$146.09	\$292.18	29.22
01 4410 230 000 0	IDEA E/P HEALTH INSURANCE-PS	\$0.00	\$0.00	\$0.00	0.00
01 4410 230 000 1	IDEA E/P HEALTH INSURANCE-E	\$13,500.00	\$1,099.71	\$2,199.42	16.29
01 4410 313 000 0	IDEA E/P PUPIL SERVICES	\$0.00	\$0.00	\$0.00	0.00
01 4410 313 000 1	IDEA E/P PUPIL SERVICES - E	\$0.00	\$0.00	\$0.00	0.00
01 4410 313 000 2	IDEA E/P PUPIL SERVICES - S	\$0.00	\$0.00	\$0.00	0.00
01 4410 410 000 0	IDEA PART B - PS SUPPLIES	\$0.00	\$0.00	\$0.00	0.00
4410	IDEA ENROLLMENT/POVERTY	\$95,000.00	\$7,896.39	\$15,792.78	16.62
01 4412 110 000 1	NON PUBLIC SALARIES-E	\$9,800.00	\$816.67	\$1,633.34	16.67
01 4412 110 000 2	NON PUBLIC SALARIES-S	\$0.00	\$0.00	\$0.00	0.00
01 4412 120 000 1	NON PUBLIC SUB SALARIES-E	\$0.00	\$30.00	\$30.00	0.00
01 4412 130 000 1	NON PUBLIC STIPENDS - E	\$0.00	\$0.00	\$0.00	0.00
01 4412 210 000 1	NON PUBLIC SOC SEC-E	\$750.00	\$63.87	\$125.47	16.73
01 4412 210 000 2	NON PUBLIC SOC SEC-S	\$0.00	\$0.00	\$0.00	0.00
01 4412 220 000 1	NON PUBLIC RETIREMENT-E	\$700.00	\$60.05	\$120.10	17.16
01 4412 220 000 2	NON PUBLIC RETIREMENT-S	\$0.00	\$0.00	\$0.00	0.00
01 4412 221 000 1	NON PUBLIC RETIREMENT 1%-E	\$250.00	\$20.62	\$41.24	16.50
01 4412 221 000 2	NON PUBLIC RETIREMENT 1%-S	\$0.00	\$0.00	\$0.00	0.00
01 4412 230 000 1	NON PUBLIC HEALTH INS-E	\$3,600.00	\$296.75	\$395.48	10.99
01 4412 230 000 2	NON PUBLIC HEALTH INS-S	\$0.00	\$0.00	\$0.00	0.00

Account Number	Account Description	Revised Budget	Expended During Month	Expenditures to Date	% of Budget
01 4412 313 000 0	NON PUBLIC PROPORTIONATE SHARE	\$0.00	\$0.00	\$0.00	0.00
01 4412 313 000 1	NON PUBLIC PURCH SERV-E	\$0.00	\$72.50	\$203.00	0.00
01 4412 313 000 2	NON PUBLIC PURCH SERV-S	\$0.00	\$0.00	\$0.00	0.00
4412	IDEA PART B PROPORTIONATE SHARE	\$15,100.00	\$1,360.46	\$2,548.63	16.88
01 4415 110 000 1	SCIP GRANT-SALARY - E	\$0.00	\$0.00	\$0.00	0.00
01 4415 120 000 1	SCIP GRANT-SUBSTITUTE	\$0.00	\$0.00	\$0.00	0.00
01 4415 130 000 0	SCIP GRANT-STIPEND	\$0.00	\$0.00	\$0.00	0.00
01 4415 130 000 1	SCIP GRANT-STIPEND - E	\$0.00	\$0.00	\$0.00	0.00
01 4415 210 000 0	SCIP GRANT-SOCIAL SECURITY	\$0.00	\$0.00	\$0.00	0.00
01 4415 210 000 1	SCIP GRANT-SOCIAL SECURITY	\$0.00	\$0.00	\$0.00	0.00
01 4415 220 000 0	SCIP GRANT-RETIREMENT	\$0.00	\$0.00	\$0.00	0.00
01 4415 220 000 1	SCIP GRANT-RETIREMENT-E	\$0.00	\$0.00	\$0.00	0.00
01 4415 221 000 0	SCIP GRANT-RETIREMENT	\$0.00	\$0.00	\$0.00	0.00
01 4415 221 000 1	SCIP GRANT-RETIREMENT-E	\$0.00	\$0.00	\$0.00	0.00
01 4415 670 000 1	IDEA TRANSITIONS TRAVEL-E	\$0.00	\$0.00	\$0.00	0.00
01 4415 670 000 2	IDEA TRANSITIONS TRAVEL-S	\$0.00	\$0.00	\$0.00	0.00
4415	IDEA SPECIAL PROJECTS	\$0.00	\$0.00	\$0.00	0.00
01 4690 120 000 2	OTHER FED-SUB SALARIES-S	\$0.00	\$0.00	\$0.00	0.00
01 4690 210 000 2	OTHER FED-SOCIAL SECURITY-S	\$0.00	\$0.00	\$0.00	0.00
01 4690 690 000 1	FED NON-CAT-MISC EXPENSES-E	\$0.00	\$0.00	\$0.00	0.00
4690	OTHER FED NON-CAT EXPENDITURES	\$0.00	\$0.00	\$0.00	0.00
01 4700 110 000 1	PERKINS GRANT REG SALARY-E	\$0.00	\$0.00	\$0.00	0.00
01 4700 110 000 2	PERKINS GRANT REG SALARY - S	\$0.00	\$0.00	\$0.00	0.00
01 4700 120 000 2	PERKINS GRANT SUB SALARY-S	\$0.00	\$0.00	\$0.00	0.00
01 4700 130 000 2	PERKINS GRANT STIPEND - S	\$0.00	\$270.40	\$270.40	0.00
01 4700 210 000 1	PERKINS SOC. SEC.-E	\$0.00	\$0.00	\$0.00	0.00
01 4700 210 000 2	PERKINS SOC. SEC.-S	\$0.00	\$20.69	\$20.69	0.00
01 4700 220 000 1	PERKINS RETIREMENT-E	\$0.00	\$0.00	\$0.00	0.00
01 4700 220 000 2	PERKINS RETIREMENT-SEC	\$0.00	\$19.88	\$19.88	0.00
01 4700 221 000 1	PERKINS RETIREMENT-E	\$0.00	\$0.00	\$0.00	0.00
01 4700 221 000 2	PERKINS RETIREMENT-SEC	\$0.00	\$6.82	\$6.82	0.00
01 4700 230 000 2	PERKINS HEALTH INSURANCE-SEC	\$0.00	\$0.00	\$0.00	0.00
01 4700 480 000 2	PERKINS - EQUIP	\$0.00	\$0.00	\$0.00	0.00
01 4700 670 000 2	PERKINS TRAVEL EXP & MILEAGE	\$0.00	\$0.00	\$0.00	0.00
4700	FED VOC & APP TECH (C PERKINS)	\$0.00	\$317.79	\$317.79	0.00
01 4730 110 000 2	PERKINS (ReVISION) SALARIES	\$0.00	\$0.00	\$0.00	0.00

Account Number	Account Description	Revised Budget	Expended During Month	Expenditures to Date	% of Budget
01 4730 120 000 2	PERKINS (ReVISION) SUBSTITUTE	\$0.00	\$0.00	\$0.00	0.00
01 4730 130 000 2	PERKINS (ReVISION) STIPENDS	\$0.00	\$0.00	\$0.00	0.00
01 4730 210 000 2	PERKINS (ReVISION) SOCIAL SECURITY	\$0.00	\$0.00	\$0.00	0.00
01 4730 220 000 2	PERKINS (ReVISION) RETIREMENT	\$0.00	\$0.00	\$0.00	0.00
01 4730 221 000 2	PERKINS (ReVISION) RETIREMENT 1%	\$0.00	\$0.00	\$0.00	0.00
01 4730 230 000 2	PERKINS INNOVATION HEALTH INS-S	\$0.00	\$0.00	\$0.00	0.00
01 4730 319 000 2	PERKINS (ReVISION) PROF SERVICES	\$0.00	\$0.00	\$0.00	0.00
01 4730 327 000 2	PERKINS (ReVISION) RENTALS	\$0.00	\$0.00	\$0.00	0.00
01 4730 350 000 2	PERKINS (ReVISION) - ADVERTISING	\$0.00	\$0.00	\$0.00	0.00
01 4730 410 000 2	PERKINS (ReVISION) - SUPPLIES	\$0.00	\$0.00	\$0.00	0.00
01 4730 670 000 2	PERKINS (ReVISION) TRAVEL	\$0.00	\$0.00	\$0.00	0.00
4730	PERKINS INNOVATION GRANT	\$0.00	\$0.00	\$0.00	0.00
01 4741 110 000 2	REVISION ACTION-REGULAR SALARIES	\$0.00	\$0.00	\$0.00	0.00
01 4741 120 000 2	REVISION ACTION-SUBSTITUTE SALARIES	\$0.00	\$0.00	\$0.00	0.00
01 4741 130 000 2	REVISION ACTION-REGULAR STIPEND	\$0.00	\$0.00	\$0.00	0.00
01 4741 210 000 2	REVISION ACTION-SOCIAL SECURITY	\$0.00	\$0.00	\$0.00	0.00
01 4741 220 000 2	REVISION ACTION-RETIREMENT	\$0.00	\$0.00	\$0.00	0.00
01 4741 221 000 2	REVISION ACTION-RETIREMENT 1%	\$0.00	\$0.00	\$0.00	0.00
01 4741 230 000 2	REVISION ACTION-HEALTH INSURANCE	\$0.00	\$0.00	\$0.00	0.00
01 4741 318 000 1	REVISION ACTION-CONTRACTED SERVICES - E	\$0.00	\$0.00	\$0.00	0.00
01 4741 318 000 2	REVISION ACTION-CONTRACTED SERVICES - S	\$0.00	\$0.00	\$0.00	0.00
01 4741 319 000 2	REVISION ACTION-OTHER PROF/TECH SERVICES	\$0.00	\$0.00	\$0.00	0.00
01 4741 410 000 1	REVISION ACTION-SUPPLIES - E	\$0.00	\$0.00	\$0.00	0.00
01 4741 410 000 2	REVISION ACTION-SUPPLIES	\$0.00	\$0.00	\$0.00	0.00
01 4741 467 000 2	REVISION ACTION-WEB/CLOUD SOFTWARE	\$0.00	\$0.00	\$0.00	0.00
01 4741 670 000 2	REVISION ACTION-TRAVEL EXPENSE	\$0.00	\$0.00	\$0.00	0.00
4741	REVISION ACTION GRANT	\$0.00	\$0.00	\$0.00	0.00
01 4915 130 000 1	TITLE IC MIGRANT ED STIPENDS-E	\$1,500.00	\$0.00	\$0.00	0.00
01 4915 130 000 2	TITLE IC MIGRANT ED STIPENDS-S	\$0.00	\$0.00	\$0.00	0.00
01 4915 140 000 1	TITLE IC MIGRANT ED - E	\$0.00	\$0.00	\$0.00	0.00

Account Number	Account Description	Revised Budget	Expended During Month	Expenditures to Date	% of Budget
01 4915 140 000 2	TITLE IC MIGRANT ED - S	\$0.00	\$0.00	\$0.00	0.00
01 4915 210 000 1	TITLE IC MIGRANT ED SS-E	\$0.00	\$0.00	\$0.00	0.00
01 4915 210 000 2	TITLE IC MIGRANT ED SS-S	\$0.00	\$0.00	\$0.00	0.00
01 4915 220 000 1	TITLE IC MIGRANT ED RETIRE-E	\$0.00	\$0.00	\$0.00	0.00
01 4915 220 000 2	TITLE IC MIGRANT ED RETIRE-S	\$0.00	\$0.00	\$0.00	0.00
01 4915 221 000 1	TITLE IC MIGRANT RETIRE 1%-E	\$0.00	\$0.00	\$0.00	0.00
01 4915 221 000 2	TITLE IC MIGRANT RETIRE 1%-S	\$0.00	\$0.00	\$0.00	0.00
01 4915 410 000 1	MIGRANT EDUCATION-SUPPLIES	\$0.00	\$0.00	\$0.00	0.00
01 4915 670 000 1	TITLE IC MIGRANT TRAVEL EXP-E	\$0.00	\$0.00	\$0.00	0.00
01 4915 670 000 2	TITLE IC MIGRANT TRAVEL EXP-S	\$0.00	\$0.00	\$0.00	0.00
4915	TITLE I, PART C NCLB - MIGRANT EDUCATION	\$1,500.00	\$0.00	\$0.00	0.00
01 4925 120 000 1	TITLE III ESL SALARY-E	\$5,000.00	\$0.00	\$0.00	0.00
01 4925 460 000 1	TITLE III-LEP COMPUTER HARDWARE	\$0.00	\$0.00	\$0.00	0.00
01 4925 460 000 2	TITLE III-LEP COMPUTER HARDWARE	\$0.00	\$0.00	\$0.00	0.00
01 4925 670 000 1	TITLE III-TRAVEL EXP	\$0.00	\$0.00	\$0.00	0.00
01 4925 670 000 2	TITLE III LEP TRAVEL EXP-S	\$0.00	\$0.00	\$0.00	0.00
4925	TITLE III NCLB - LIMITED ENG PROF GRANT	\$5,000.00	\$0.00	\$0.00	0.00
01 4926 460 000 1	TITLE III-IMMGRANT COMPUTER HARDWARE	\$0.00	\$0.00	\$0.00	0.00
01 4926 460 000 2	TITLE III-IMMGRANT COMPUTER HARDWARE	\$0.00	\$0.00	\$0.00	0.00
4926	TITLE III NCLB - IMMIGRANT EDUCATION	\$0.00	\$0.00	\$0.00	0.00
01 4968 130 000 1	21ST CENTURY SALARY-E	\$0.00	\$0.00	\$0.00	0.00
01 4968 130 000 2	21ST CENTURY SALARY-S	\$0.00	\$0.00	\$0.00	0.00
01 4968 140 000 1	21ST CENTURY SALARY-E	\$84,000.00	\$5,955.20	\$10,402.46	12.38
01 4968 140 000 2	21ST CENTURY SALARY-S	\$22,220.00	\$2,716.15	\$4,418.93	19.89
01 4968 141 000 1	21ST CENTURY SUB SALARY-E	\$0.00	\$304.55	\$304.55	0.00
01 4968 141 000 2	21ST CENTURY SUB SALARY-S	\$0.00	\$0.00	\$0.00	0.00
01 4968 210 000 1	21ST CENTURY SOC. SEC.-E	\$0.00	\$478.88	\$819.10	0.00
01 4968 210 000 2	21ST CENTURY SOC. SEC.-S	\$0.00	\$207.79	\$338.05	0.00
01 4968 220 000 1	21ST CENTURY RET. - E	\$0.00	\$210.12	\$403.40	0.00
01 4968 220 000 2	21ST CENTURY RET-S	\$0.00	\$199.72	\$324.91	0.00
01 4968 221 000 1	21ST CENTURY RET. - E	\$0.00	\$72.15	\$138.53	0.00
01 4968 221 000 2	21ST CENTURY RET-S	\$0.00	\$68.58	\$111.56	0.00
01 4968 230 000 1	21ST CENTURY HEALTH INS-E	\$0.00	\$0.00	\$0.00	0.00
01 4968 230 000 2	21ST CENTURY HEALTH INS-S	\$0.00	\$0.00	\$0.00	0.00
01 4968 318 000 1	21ST CENT CONT SERVICES-E	\$0.00	\$0.00	\$0.00	0.00

Account Number	Account Description	Revised Budget	Expended During Month	Expenditures to Date	% of Budget
01 4968 318 000 2	21ST CENT CONT SERVICES-S	\$0.00	\$0.00	\$0.00	0.00
01 4968 319 000 1	PURCHASED SERVICE-ELEM.	\$0.00	\$0.00	\$0.00	0.00
01 4968 319 000 2	PURCHASED SERVICE-S	\$0.00	\$0.00	\$0.00	0.00
01 4968 350 000 1	21ST CENTURY ADVERTISING	\$0.00	\$0.00	\$0.00	0.00
01 4968 381 000 2	THRIVE POSTAGE	\$0.00	\$0.00	\$107.33	0.00
01 4968 410 000 1	21ST CENTURY SUPPLIES-E	\$0.00	\$0.00	\$0.00	0.00
01 4968 410 000 2	21ST CENTURY SUPPLIES - S	\$0.00	\$2,294.50	\$2,373.18	0.00
01 4968 460 000 1	21ST CENTURY HARDWARE-E	\$0.00	\$0.00	\$0.00	0.00
01 4968 460 000 2	21ST CENTURY HARDWARE-S	\$0.00	\$0.00	\$0.00	0.00
01 4968 670 000 1	21ST CENTURY TRAVEL EXPENSES-E	\$0.00	\$59.50	\$59.50	0.00
01 4968 670 000 2	21ST CENTURY TRAVEL EXPENSES-S	\$0.00	\$536.64	\$536.64	0.00
4968	TITLE IV, PART B NCLB 21ST CENT COMM LRN	\$106,220.00	\$13,103.78	\$20,338.14	20.92
01 6000 130 000 2	SUMMER SCHOOL STIPENDS	\$5,000.00	\$0.00	\$0.00	0.00
01 6000 210 000 2	SUMMER SCHOOL SOC SEC	\$500.00	\$0.00	\$0.00	0.00
01 6000 220 000 2	SUMMER SCHOOL RETIRE	\$500.00	\$0.00	\$0.00	0.00
01 6000 221 000 2	SUMMER SCHOOL RETIRE 1%	\$300.00	\$0.00	\$0.00	0.00
6000	SUMMER SCHOOL	\$6,300.00	\$0.00	\$0.00	0.00
01 8000 752 000 2	TRANSFERS TO ACTIVITY FUND	\$51,000.00	\$51,000.00	\$51,000.00	100.00
8000	TRANSFERS	\$51,000.00	\$51,000.00	\$51,000.00	100.00
01	GENERAL FUND	\$11,754,829.00	\$887,619.59	\$1,745,166.15	15.31

Account Number	Account Description	Revised Budget	Expended During Month	Expenditures to Date	% of Budget
	Grand Total:	\$11,754,829.00	\$887,619.59	\$1,745,166.15	15.31

Regular; Processing Month 10/2016; Fund Number 01

Fund: 01 GENERAL FUND

<u>Account Number</u>	<u>Description</u>	<u>Revised Budget</u>	<u>During Month</u>	<u>To Date</u>	<u>% of Budget</u>	<u>Budget Balance</u>
01 1110	LOCAL TAX SOURCES-DISTRIC	8,313,676.38	889,674.40	2,569,583.65	30.91	5,744,092.73
01 1111	TAXES IN LIEU-REG. (NPPD)	2,000.00	0.00	0.00	0.00	2,000.00
01 1115	CAR LINE TRANSP. TAX	1,750.00	0.00	287.22	16.41	1,462.78
01 1120	TAXES IN LIEU-5% (NPPD)	112,500.00	0.00	0.00	0.00	112,500.00
01 1125	MOTOR VEHICLE TAXES	375,000.00	39,180.27	87,571.62	23.35	287,428.38
01 1210	TUITION FROM OTHER DISTRI	1,000.00	0.00	0.00	0.00	1,000.00
01 1220	TUITION FROM INDIVIDUALS	0.00	0.00	0.00	0.00	0.00
01 1230	SE TUITION-OTHER DIST.	0.00	0.00	0.00	0.00	0.00
01 1250	DRIVER ED. FEES	0.00	0.00	0.00	0.00	0.00
01 1251	SUMMER SCHOOL TUITION	0.00	0.00	0.00	0.00	0.00
01 1270	PRESCHOOL TUITION AND FEES	0.00	0.00	0.00	0.00	0.00
01 1330	TRANSP. FROM OTHER DIST.-	0.00	0.00	0.00	0.00	0.00
01 1410	INTEREST	4,000.00	567.39	1,046.47	26.16	2,953.53
01 1610	LOCAL LICENSE FEES	1,000.00	140.00	540.00	54.00	460.00
01 1620	LOCAL POLICE COURT FEES	0.00	0.00	0.00	0.00	0.00
01 1790	OTHER LOCAL RECEIPTS	0.00	0.00	0.00	0.00	0.00
01 1910	RENT	2,500.00	70.00	170.00	6.80	2,330.00
01 1911	RENT (CUSTODIAL)	0.00	0.00	0.00	0.00	0.00
01 1920	DONATIONS & CONTRIBUTIONS	2,000.00	0.00	0.00	0.00	2,000.00
01 1990	SALE OF JUNK/OTHER REC.	0.00	0.00	0.00	0.00	0.00
01 1991	KM FOUNDATION GRANT	0.00	0.00	0.00	0.00	0.00
01 1992	KM FOR KIDS GRANT	0.00	0.00	0.00	0.00	0.00
01 1994	NN AHEC-BIO II GRANT	0.00	0.00	0.00	0.00	0.00
	Subtotal: LOCAL RECIEPTS	8,815,426.38	929,632.06	2,659,198.96	30.17	6,156,227.42
01 2110	CO. FINES & LICENSES	50,000.00	4,450.20	12,070.43	24.14	37,929.57
01 2130	OTHER COUNTY SOURCES	0.00	0.00	0.00	0.00	0.00
01 2225	ESU - DL FUNDS	0.00	0.00	0.00	0.00	0.00
	Subtotal: COUNTY AND ESU RECEIPTS	50,000.00	4,450.20	12,070.43	24.14	37,929.57
01 3110	STATE AID	46,157.98	4,613.60	9,249.18	20.04	36,908.80
01 3120	SPEC. ED. PROGRAMS	680,000.00	0.00	0.00	0.00	680,000.00
01 3125	SPEC. ED. TRANSPORTATION	20,000.00	0.00	0.00	0.00	20,000.00
01 3130	HOMESTEAD EXEMPTIONS	0.00	0.00	0.00	0.00	0.00
01 3131	PROPERTY TAX CREDIT	0.00	0.00	0.00	0.00	0.00
01 3133	NAMEPLATE CAPACITY TAX	100,000.00	0.00	0.00	0.00	100,000.00
01 3135	HIGH ABIL. LEARN. GRANT	7,000.00	7,287.00	7,287.00	104.10	(287.00)
01 3145	OPTION TRANSPORTATION REC	0.00	0.00	0.00	0.00	0.00
01 3155	TEXTBOOK LOAN REIMB.	1,000.00	0.00	0.00	0.00	1,000.00
01 3161	WARDS OF COURT - SPED	0.00	0.00	0.00	0.00	0.00
01 3165	PRESCHOOL SPED-SUPP. TRAN	0.00	0.00	0.00	0.00	0.00
01 3180	PRORATE MOTOR VEHICLE	11,000.00	1,507.95	1,507.95	13.71	9,492.05
01 3190	OTHER STATE RECEIPTS	0.00	0.00	0.00	0.00	0.00
01 3200	STATE APPORTIONMENT	135,000.00	0.00	0.00	0.00	135,000.00
01 3300	INLIEU OF SCHOOL LAND TAX	0.00	0.00	0.00	0.00	0.00
01 3511	DISTANCE EDUCATION EQUIPMENT REIMBURSEMT	0.00	0.00	0.00	0.00	0.00
01 3512	DISTANCE EDUCATION INCENTIVE PAYMENTS	9,000.00	0.00	0.00	0.00	9,000.00
01 3518	WASTE REDUCTION GRANT (TR	0.00	0.00	0.00	0.00	0.00
01 3540	STATE EARLY CHILDHOOD	0.00	0.00	814.34	0.00	(814.34)
01 3990	OTHER STATE RECEIPTS	0.00	0.00	0.00	0.00	0.00
01 3991	HHS TOBACCO GRANT	0.00	0.00	0.00	0.00	0.00
	Subtotal: STATE RECEIPTS	1,009,157.98	13,408.55	18,858.47	1.87	990,299.51
01 4200	TITLE I CURRENT	220,000.00	0.00	15,959.00	7.25	204,041.00
01 4210	TITLE I, PART A NCLB IMPROVE BASIC PRGRM	0.00	0.00	8,526.00	0.00	(8,526.00)
01 4310	TITLE IIA	35,000.00	0.00	1,840.00	5.26	33,160.00

Regular; Processing Month 10/2016; Fund Number 01

Fund: 01 GENERAL FUND

<u>Account Number</u>	<u>Description</u>	<u>Revised Budget</u>	<u>During Month</u>	<u>To Date</u>	<u>% of Budget</u>	<u>Budget Balance</u>
01 4315	TITLE IIB-MATH/SCI PARTNERSHIP	0.00	0.00	0.00	0.00	0.00
01 4320	TITLE V NCLB GRANT	0.00	0.00	0.00	0.00	0.00
01 4330	TITLE VI - REAP (RLIS)	0.00	0.00	0.00	0.00	0.00
01 4402	PRESCHOOL SPEC.ED.TRANSPO	0.00	0.00	0.00	0.00	0.00
01 4404	SPED IDEA BASE BAF ALLOCATION 0-3	70,000.00	0.00	0.00	0.00	70,000.00
01 4405	IDEA PART B SUPP PAYMENT	0.00	0.00	0.00	0.00	0.00
01 4406	SPED IDEA BASE BAF ALLOCATION 3-5	3,000.00	0.00	0.00	0.00	3,000.00
01 4410	SPED IDEA ENROLLMENT/POVERTY	95,000.00	0.00	2,107.00	2.22	92,893.00
01 4411	IDEA PART B EARLY INTERVENING SERVICES	0.00	0.00	0.00	0.00	0.00
01 4412	IDEA NON PUBLIC PROPORIONATE SHARE	15,100.00	0.00	2,798.00	18.53	12,302.00
01 4415	SCIP GRANT	0.00	0.00	0.00	0.00	0.00
01 4416	SYSTEM SUPPORT GRANT	0.00	0.00	0.00	0.00	0.00
01 4417	IDEA TRANSITIONS	0.00	0.00	0.00	0.00	0.00
01 4450	MEDICAID - SCHOOL AGE	6,000.00	0.00	0.00	0.00	6,000.00
01 4455	MECCATECH/NEBMAC PAYMENTS	22,500.00	0.00	8,878.57	39.46	13,621.43
01 4580	EDUCATION JOBS FUND PROGRAM	0.00	0.00	0.00	0.00	0.00
01 4630	ARRA: IDEA PS (619) ENROLL/POVERTY	0.00	0.00	0.00	0.00	0.00
01 4690	OTHER FEDERAL NON-CATEGORICAL	0.00	0.00	0.00	0.00	0.00
01 4700	PERKINS GRANT	0.00	0.00	317.80	0.00	(317.80)
01 4720	MIDDLE SCHOOLS CURRICULUM PROJECT GRANT	0.00	0.00	0.00	0.00	0.00
01 4730	PERKINS (ReVISION) INNOVATION GR	0.00	0.00	0.00	0.00	0.00
01 4741	REVISION ACTION GRANT	0.00	0.00	8,807.00	0.00	(8,807.00)
01 4810	ARRA: ESEA TITLE I, PART A	0.00	0.00	0.00	0.00	0.00
01 4813	ARRA: ESEA TITLE II, PART D TECHNOLOGY	0.00	0.00	0.00	0.00	0.00
01 4915	TITLE I, PART C NCLB - MIGRANT EDUCATION	1,500.00	0.00	0.00	0.00	1,500.00
01 4925	TITLE III NCLB - LIMITED ENG PROF GRNT	5,000.00	0.00	0.00	0.00	5,000.00
01 4926	TITLE III NCLB - IMMIGRANT EDUCATION	0.00	0.00	0.00	0.00	0.00
01 4968	21ST CENTURY GRANT	106,220.00	2,812.28	9,287.55	8.74	96,932.45
01 4970	STAR GRANT	0.00	0.00	0.00	0.00	0.00
01 4971	ARMS GRANT	0.00	0.00	0.00	0.00	0.00
01 4990	OTHER FEDERAL SOURCES	0.00	0.00	0.00	0.00	0.00
01 4995	CATEGORICAL GRANTS FROM CORP	0.00	0.00	0.00	0.00	0.00
	Subtotal: FEDERAL RECEIPTS	579,320.00	2,812.28	58,520.92	10.10	520,799.08
01 5300	INSURANCE CLAIMS	12,500.00	0.00	0.00	0.00	12,500.00
01 5400	SALE OF PROPERTY	0.00	0.00	0.00	0.00	0.00
01 5500	TRANSFERS	0.00	0.00	0.00	0.00	0.00
01 5600	NON-REVENUE RECEIPTS	15,000.00	651.00	2,479.86	16.53	12,520.14
01 5601	NON-REVENUE RECEIPTS-CUSTODIAL SERVICES	0.00	0.00	0.00	0.00	0.00
01 5690	ADMIN. SERVICES-AFFIL. DI	0.00	0.00	0.00	0.00	0.00
	Subtotal: NON-REVENUE RECEIPTS	27,500.00	651.00	2,479.86	9.02	25,020.14
01 9000	NON-PROGRAM RECEIPTS	0.00	0.00	0.00	0.00	0.00
	Subtotal: OTHER NON-REVENUE RECEIPTS	0.00	0.00	0.00	0.00	0.00
	Fund Total:	10,481,404.36	950,954.09	2,751,128.64	26.25	7,730,275.72

Revenue Summary Report

Processing Month: 10/2016

User ID: KMARVIN

Regular; Processing Month 10/2016; Fund Number 01

	<u>Revised Budget</u>	<u>During Month</u>	<u>To Date</u>	<u>% of Budget</u>	<u>Budget Balance</u>
Grand Total:	10,481,404.36	950,954.09	2,751,128.64	26.25	7,730,275.72

Regular; Processing Month 10/2016; Fund Number 08

Fund: 08 BUILDING FUND

<u>Account Number</u>	<u>Description</u>	<u>Revised Budget</u>	<u>During Month</u>	<u>To Date</u>	<u>% of Budget</u>	<u>Budget Balance</u>
08 1110	LOCAL TAX SOURCES	0.00	42,649.17	123,288.86	0.00	(123,288.86)
08 1111	TAXES IN LIEU-REG. (NPPD)	0.00	0.00	0.00	0.00	0.00
08 1115	CARLINE TRANSP. TAX	0.00	0.00	13.79	0.00	(13.79)
08 1120	TAXES IN LIEU-5% (NPPD)	0.00	0.00	0.00	0.00	0.00
08 1125	MOTOR VEHICLE TAXES	0.00	0.00	0.00	0.00	0.00
08 1410	INTEREST	0.00	20.06	38.97	0.00	(38.97)
08 1920	DONATIONS & CONTRIBUTIONS	0.00	0.00	0.00	0.00	0.00
	Subtotal: LOCAL RECIEPTS	0.00	42,669.23	123,341.62	0.00	(123,341.62)
08 3130	HOMESTEAD EXEMPTION	0.00	0.00	0.00	0.00	0.00
08 3131	PROPERTY TAX CREDIT	0.00	0.00	0.00	0.00	0.00
08 3180	PRORATE MOTOR VEHICLE	0.00	72.43	72.43	0.00	(72.43)
08 3192	CARLINE TRANSP. TAX	0.00	0.00	0.00	0.00	0.00
08 3300	IN LIEU OF SCHOOL LAND TX	0.00	0.00	0.00	0.00	0.00
08 3990	OTHER STATE RECEIPTS	0.00	0.00	0.00	0.00	0.00
	Subtotal: STATE RECEIPTS	0.00	72.43	72.43	0.00	(72.43)
08 5200	LONG TERM LOANS	0.00	0.00	0.00	0.00	0.00
08 5400	SALE OF PROPERTY	0.00	1,500.00	1,566.85	0.00	(1,566.85)
08 5500	TRANSFERS FROM GEN. FUND	0.00	0.00	0.00	0.00	0.00
08 5600	NON-REVENUE RECEIPTS	0.00	0.00	0.00	0.00	0.00
	Subtotal: NON-REVENUE RECEIPTS	0.00	1,500.00	1,566.85	0.00	(1,566.85)
08 9000	NON-PROG. TRANSF.FROM GF	0.00	0.00	0.00	0.00	0.00
	Subtotal: OTHER NON-REVENUE RECEIPTS	0.00	0.00	0.00	0.00	0.00
	Fund Total:	0.00	44,241.66	124,980.90	0.00	(124,980.90)

Account Number	Account Description	Revised Budget	Expended During Month	Expenditures to Date	% of Budget
08	BUILDING FUND				
08 2515 318 000 1	BLDG & SITE CONTRACTED SERVICES - E	\$0.00	\$0.00	\$0.00	0.00
08 2515 318 000 2	BLDG & SITE CONTRACTED SERVICES - S	\$0.00	\$0.00	\$0.00	0.00
08 2515 319 000 1	BLDG & SITE OTHER PROF/TECH SERVICES- E	\$0.00	\$0.00	\$0.00	0.00
08 2515 480 000 1	BLDG FUND EQUIPMENT <5000 - E	\$0.00	\$0.00	\$0.00	0.00
08 2515 480 000 2	BLDG FUND EQUIPMENT <5000 - S	\$0.00	\$0.00	\$0.00	0.00
08 2515 520 000 1	NEW BUILDINGS-ELEM.	\$0.00	\$0.00	\$0.00	0.00
08 2515 520 000 2	BUILDING, ACQUISITON & IMPROVEMENTS-HS	\$0.00	\$0.00	\$0.00	0.00
08 2515 530 000 0	FURNITURE AND EQUIPMENT	\$0.00	\$0.00	\$0.00	0.00
2515	BUILDING & SITES	\$0.00	\$0.00	\$0.00	0.00
08 9000 759 000 2	BF NON-PROGRAM TRANSFER	\$0.00	\$0.00	\$0.00	0.00
9000	NON-PROGRAMMED EXPENDITURES	\$0.00	\$0.00	\$0.00	0.00
08	BUILDING FUND	\$0.00	\$0.00	\$0.00	0.00

O'Neill Public Schools

Income - Expense Summary

October, 2016

IMPREST ACCOUNT

GWB - Checking Account Balance - 9/30/2016 \$4,990.53

REVENUE:

Reimbursement from General Fund \$10.00

Great Western Bank - Interest \$0.05

TOTAL REVENUE \$10.05

EXPENDITURES:

Transfer 15-16 Interest to General Fund \$0.49

TOTAL EXPENDITURES \$0.49

TOTAL IMPREST BALANCE - 10/31/2016 \$5,000.09

BANK STATEMENT BALANCE - 10/31/2016 \$5,000.09

Outstanding Deposit \$0.00

Outstanding Checks \$0.00

ENDING BALANCE \$5,000.09

ACCOUNT REVIEW

Ending Register Balance \$5,000.09

Disbursements

Less: Accrued Interest \$0.09

Imprest Account Balance \$5,000.00

O'Neill Public Schools
Income - Expense Summary
October-2016

GENERAL - DEPRECIATION - LUNCH - COOPERATIVE - STUDENT FEE FUNDS

Checking Account Balance	3,374,348.68	
Bank First CD Balance Depreciation Fund	<u>800,000.00</u>	
		\$4,174,348.68

EMPLOYEE BENEFIT FUND

Checking Account Balance	<u>6,890.86</u>	
		\$6,890.86

BUILDING FUND

Checking Account Balance	346,102.61	
Savings Account Balance	<u>136,386.72</u>	
		\$482,489.33

FLEX BENEFITS FUND

Checking Account Balance	<u>18,109.86</u>	
		\$18,109.86

O'Neill Public Schools
Income - Expense Summary
October-2016

GENERAL FUND

Checking Account Balance	2,985,399.65	
BALANCE - 9/30/2016		\$2,985,399.65
REVENUE		
Taxes	889,674.40	
Motor Vehicle Taxes	39,180.27	
Interest - Checking	567.39	
Local License Fees	140.00	
Rent	70.00	
County Fines and Licenses	4,450.20	
State Aid	4,613.60	
High Ability Learner Grant	7,287.00	
Prorate Motor Vehicle	1,507.95	
21st Century Grant	2,812.28	
Non-Revenue Receipts	651.00	
TOTAL REVENUE		\$950,954.09
EXPENDITURES		
Payables	(887,619.59)	
TOTAL EXPENDITURES		(\$887,619.59)
LIABILITIES		
Retirees Life Insurance	(190.78)	
TOTAL LIABILITIES		(\$190.78)
Checking Account Balance	3,048,543.37	
TOTAL GENERAL FUND BALANCE - 10/31/2016		\$3,048,543.37

O'Neill Public Schools
Income - Expense Summary
October-2016

DEPRECIATION FUND

Great Western Bank Balance	120,381.40	
Bank First CD Balance	300,000.00	
Bank First CD Balance	500,000.00	
BALANCE - 9/30/2016		\$920,381.40
TRANSFER		
From General Fund to Depreciation Fund	0.00	
TOTAL TRANSFERS		\$0.00
REVENUE		
Interest - CD	0.00	
Interest - GWB	19.95	
TOTAL REVENUE		\$19.95
EXPENDITURES		
	0.00	
TOTAL EXPENDITURES		\$0.00
Great Western Bank Balance	120,401.35	
Bank First CD Balance	300,000.00	
Bank First CD Balance	500,000.00	
TOTAL DEPRECIATION FUND BALANCE - 10/31/2016		\$920,401.35

O'Neill Public Schools
Income - Expense Summary
October-2016

NUTRITION FUND

CHECKING ACCOUNT BALANCE - 9/30/2016 **\$155,566.88**

REVENUE

Federal Lunch Reimbursement	23,606.88
Federal Breakfast Reimbursement	4,539.79
Federal After School Snacks	904.42
Federal SFSP Reimbursement	0.00
State Lunch Reimbursement	0.00
State Breakfast Reimbursement	0.00
Lunch/Breakfast Receipts	15,968.90
Headstart/Lucky Learners Preschool	740.70
ESU 8/WLC Meals	103.50
Developing Eagles After School Snacks	220.34
THRIVE After School Snacks	31.68
Online Fees Received	101.90
Other Receipts	0.00

TOTAL REVENUE **\$46,218.11**

EXPENDITURES

Salaries - SFSP	0.00
Benefits - SFSP	0.00
Advertising	0.00
Food	(23,010.10)
Postage	(2.79)
Equipment (>5000)	0.00
Supplies & Equipment (<5000)	0.00
Travel Expense	0.00
Repairs/Services	0.00
Computer Hardware	(19.99)
Computer Software	0.00
Online Payment Fees	(143.00)
Other - Refund Lunch Acct Balance, etc	0.00

TOTAL EXPENDITURES **(\$23,175.88)**

TOTAL NUTRITION FUND BALANCE - 10/31/2016 **\$178,609.11**

O'Neill Public Schools
Income - Expense Summary
October-2016

STUDENT FEE FUND

BALANCE - 9/30/2016		\$26,611.21
REVENUE		
Summer School Fees	0.00	
Developing Eagles Fees	1,145.75	
Apple User Fees	30.00	
Apple Damage Receipts	0.00	
TOTAL REVENUE		\$1,175.75
EXPENDITURES		
Developing Eagle Expenses	(992.11)	
Driver's Education	0.00	
TOTAL EXPENDITURES		(\$992.11)
 TOTAL STUDENT FEE FUND BALANCE - 10/31/2016		 \$26,794.85

EMPLOYEE BENEFIT FUND

Checking Account Balance	6,890.81	
TOTAL EMPLOYEE BENEFIT FUND BALANCE - 9/30/2016		\$6,890.81
REVENUE		
Non-Revenue Receipts	0.00	
Interest - Checking	0.05	
TOTAL REVENUE		\$0.05
EXPENDITURES		
Unemployment Comp	0.00	
TOTAL EXPENDITURES		\$0.00
Checking Account Balance		
TOTAL EMPLOYEE BENEFIT FUND BALANCE - 10/31/2016		\$6,890.86

O'Neill Public Schools
Income - Expense Summary
October-2016

BUILDING FUND

Checking Account Balance	301,878.28	
Savings Account Balance	136,369.39	
TOTAL BUILDING FUND BALANCE - 9/30/2016		\$438,247.67

REVENUE

Taxes	42,649.17	
Prorate Motor Vehicle Tax	72.43	
Sale of Property	1,500.00	
Interest - Checking	2.73	
Interest - Savings	17.33	
TOTAL REVENUE		\$44,241.66

EXPENDITURES

Expenses	0.00	
TOTAL EXPENDITURES		\$0.00

Checking Account Balance	346,102.61	
Savings Account Balance	136,386.72	
TOTAL BUILDING FUND BALANCE - 10/31/2016		\$482,489.33

FLEX BENEFITS FUND

CHECKING ACCOUNT BALANCE - 9/30/2016		\$15,388.78
---	--	--------------------

REVENUE

Dist. 7 General Fund - Payroll Deductions	6,394.51	
Great Western Bank - Interest	0.15	
TOTAL REVENUE		\$6,394.66

EXPENDITURES

Dist. 7 Employees - Employee Reimbursements	(3,673.58)	
TOTAL EXPENDITURES		(\$3,673.58)

TOTAL FLEX BENEFIT FUND BALANCE - 10/31/2016		\$18,109.86
---	--	--------------------

OPS ACTIVITY REPORT
OCTOBER 2016

BALANCE - SEPTEMBER 30, 2016		\$ 4,348.30
RECEIPTS:		
OPS - 2016-17 Activities Budget	\$ 21,000.00	
TOTAL RECEIPTS:		\$ 21,000.00
EXPENDITURES:		
Band Reimb - Paint for Field	\$ 100.00	
Alexa Dougherty - Reimb Natl FFA Expenses	\$ 188.25	
TOTAL EXPENDITURES		\$ 288.25
ADJUSTMENTS:		
NA		\$ -
BALANCE - SEPTEMBER 30, 2016		\$ 25,060.05

		<u>Beginning Balance</u>	<u>Expenses</u>	<u>Revenues</u>	<u>Balance Change</u>	<u>Balance</u>
05 704 0150	ACTIVITIES	4,348.30	188.25	20,900.00	0.00	25,060.05
	ACTIVITIES TOTAL	4,348.30	188.25	20,900.00	0.00	25,060.05
05 704 0126	ANNUAL	11,016.22	0.00	0.00	0.00	11,016.22
	ANNUAL TOTAL	11,016.22	0.00	0.00	0.00	11,016.22
05 704 0100	ATHLETICS	(8,130.14)	5,927.46	30,144.75	0.00	16,087.15
05 704 0101	ATHLETICS - MISC	(3,795.95)	5.60	0.00	0.00	(3,801.55)
05 704 0103	BASKETBALL DISTRICTS	0.00	0.00	0.00	0.00	0.00
05 704 0104	ATHLETIC DONATIONS	2,000.00	0.00	0.00	0.00	2,000.00
05 704 0105	BASKETBALL - BOYS	0.00	0.00	0.00	0.00	0.00
05 704 0106	BASKETBALL - GIRLS	0.00	0.00	0.00	0.00	0.00
05 704 0107	BASKETBALL - BOYS/GIRLS	0.00	60.00	0.00	0.00	(60.00)
05 704 0108	CROSS COUNTRY	731.12	144.00	60.00	0.00	647.12
05 704 0109	FOOTBALL	1,521.25	1,376.00	8,596.00	0.00	8,741.25
05 704 0110	GOLF - BOYS	0.00	0.00	0.00	0.00	0.00
05 704 0111	GOLF - GIRLS	(359.00)	111.00	0.00	0.00	(470.00)
05 704 0113	SOFTBALL DISTRICTS	0.00	0.00	0.00	0.00	0.00
05 704 0114	SOFTBALL	(61.65)	0.00	0.00	0.00	(61.65)
05 704 0115	TRACK	0.00	0.00	0.00	0.00	0.00
05 704 0116	VOLLEYBALL DISTRICTS	0.00	430.00	0.00	0.00	(430.00)
05 704 0117	VOLLEYBALL	116.00	1,115.00	1,163.25	0.00	164.25
05 704 0118	WRESTLING	0.00	0.00	0.00	0.00	0.00
05 704 0119	WRESTLING DISTRICTS	0.00	0.00	0.00	0.00	0.00
05 704 0120	ACTIVITY TICKETS - STUDENTS	0.00	0.00	0.00	0.00	0.00
05 704 0121	ACTIVITY TICKETS - ADULTS	235.00	0.00	40.00	0.00	275.00
05 704 0122	ACTIVITY TICKETS - FAMILY	200.00	0.00	100.00	0.00	300.00
05 704 0124	FINES/LOST EQUIPMENT	0.00	0.00	0.00	0.00	0.00
	ATHLETICS TOTAL	(7,543.37)	9,169.06	40,104.00	0.00	23,391.57
05 704 0208	CLASS OF '16	0.00	0.00	0.00	0.00	0.00
05 704 0209	CLASS OF '17	1,499.19	0.00	30.00	0.00	1,529.19
05 704 0210	CLASS OF '18	5,892.28	0.00	986.57	0.00	6,878.85
05 704 0211	CLASS OF '19	3,173.32	35.98	359.89	0.00	3,497.23
05 704 0212	CLASS OF '20	496.40	0.00	0.00	0.00	496.40
05 704 0213	CLASS OF '21	527.55	0.00	15.00	0.00	542.55
05 704 0214	CLASS OF '22	0.00	0.00	0.00	0.00	0.00
	CLASSES TOTAL	11,588.74	35.98	1,391.46	0.00	12,944.22
05 704 0300	ALUMNI	2,856.18	0.00	0.00	0.00	2,856.18
05 704 0301	BAND	2,316.82	588.85	813.00	0.00	2,540.97
05 704 0303	CHEERLEADERS	1,392.30	284.87	40.00	0.00	1,147.43
05 704 0304	CHEMISTRY CLUB	243.83	0.00	0.00	0.00	243.83
05 704 0305	ROBOTICS/CHESS CLUB	1,938.59	0.00	0.00	0.00	1,938.59
05 704 0306	CHOIR - JH/HS	3,214.17	713.55	0.00	0.00	2,500.62
05 704 0308	FACULTY FUND - ELEMENTARY	741.38	70.00	0.00	0.00	671.38
05 704 0309	FACULTY FUND - HIGH SCHOOL	376.76	0.00	0.00	0.00	376.76
05 704 0310	FINE ARTS CLUB	3,857.67	122.76	88.45	0.00	3,823.36
05 704 0311	FLAG CORPS	2,834.42	0.00	0.00	0.00	2,834.42
05 704 0312	JR COUNCIL	330.56	0.00	0.00	0.00	330.56
05 704 0313	LIBRARY - ELEMENTARY	986.69	0.00	0.00	0.00	986.69
05 704 0314	LIBRARY - HIGH SCHOOL	567.87	0.00	0.00	0.00	567.87
05 704 0317	MOCK TRIAL	69.13	0.00	0.00	0.00	69.13
05 704 0318	MUSIC CONTEST	0.36	0.00	0.00	0.00	0.36
05 704 0319	MUSICAL	1,566.65	0.00	0.00	0.00	1,566.65
05 704 0320	NATIONAL HONOR SOCIETY	680.15	0.00	0.00	0.00	680.15

		<u>Beginning Balance</u>	<u>Expenses</u>	<u>Revenues</u>	<u>Balance Change</u>	<u>Balance</u>
05 704 0321	ONE ACTS	511.49	0.00	0.00	0.00	511.49
05 704 0322	QUIZ BOWL TEAM	10.96	0.00	0.00	0.00	10.96
05 704 0323	SOUNDSATIONAL SINGERS	4,684.48	0.00	22,271.86	0.00	26,956.34
05 704 0324	SPEECH TEAM	271.40	0.00	0.00	0.00	271.40
05 704 0325	SPIRIT FUND	1,231.55	184.50	175.65	0.00	1,222.70
05 704 0326	STUDENT COUNCIL	(145.35)	105.30	14.00	0.00	(236.65)
05 704 0327	THEATRE/SWING CHOIR	681.27	0.00	0.00	0.00	681.27
05 704 0328	NATIONAL HISTORY DAY	38.43	0.00	0.00	0.00	38.43
05 704 0329	DRILL/DANCE TEAM	1,129.63	36.47	0.00	0.00	1,093.16
05 704 0330	DI'L	3,608.34	0.00	0.00	0.00	3,608.34
05 704 0331	AUSTRALIA TRIP	975.00	0.00	0.00	0.00	975.00
05 704 0333	CHINESE CLUB	0.00	0.00	0.00	0.00	0.00
05 704 0335	EAGLE EYE BROADCASTING	183.22	2,953.63	2,681.00	0.00	(89.41)
05 704 0336	HOLOCAUST LIT	(5,457.70)	0.00	833.30	0.00	(4,624.40)
05 704 0337	WEIGHT ROOM	1,900.07	365.23	220.00	0.00	1,754.84
05 704 0338	PRESCHOOL	90.62	0.00	0.00	0.00	90.62
05 704 0340	WASHINGTON DC TRIP	0.00	0.00	0.00	0.00	0.00
05 704 0341	INTERACT CLUB	734.55	0.00	270.65	0.00	1,005.20
05 704 0342	SUPPORT FUND	0.00	0.00	349.70	0.00	349.70
	CLUBS TOTAL	34,421.49	5,425.16	27,757.61	0.00	56,753.94
05 704 0127	CONCESSIONS	6,669.12	3,960.84	5,307.89	0.00	8,016.17
	CONCESSIONS TOTAL	6,669.12	3,960.84	5,307.89	0.00	8,016.17
05 704 0129	FCCLA	5,527.33	889.10	237.00	0.00	4,875.23
	FCCLA TOTAL	5,527.33	889.10	237.00	0.00	4,875.23
05 704 0143	FFA	6,904.27	698.03	1,090.55	0.00	7,296.79
	FFA TOTAL	6,904.27	698.03	1,090.55	0.00	7,296.79
05 704 0102	GATE/ACTIVITY CASH BOX	(680.00)	8,220.00	6,840.00	0.00	(2,060.00)
05 704 0128	DONATIONS	1,565.05	0.00	0.00	0.00	1,565.05
05 704 0130	GUIDANCE	946.96	0.00	0.00	0.00	946.96
05 704 0131	INTEREST INCOME	12.73	0.00	107.05	0.00	119.78
05 704 0132	INTERVENTION FUND	114.33	0.00	0.00	0.00	114.33
05 704 0133	MISCELLANEOUS	3,697.23	0.00	0.00	0.00	3,697.23
05 704 0134	SUMMER SCHOLARSHIP FUND	587.24	0.00	0.00	0.00	587.24
05 704 0136	SCHOLARSHIPS	2,873.98	0.00	0.00	0.00	2,873.98
05 704 0137	TOP OF THE NEST/READ HEADS	236.78	0.00	0.00	0.00	236.78
05 704 0138	VOICES OF YOUTH	1.58	0.00	0.00	0.00	1.58
05 704 0139	BOOK FINES/LOCKS/PLANNERS	2,698.00	0.00	0.00	0.00	2,698.00
05 704 0141	INSUFFICIENT/CLOSED ACCT CHECKS	(6.00)	0.00	3.00	0.00	(3.00)
05 704 0144	PINK OUT	0.00	0.00	0.00	0.00	0.00
05 704 0145	MENTORING	467.67	0.00	0.00	0.00	467.67
05 704 0147	BULLYING PREVENTION GROUP	100.00	0.00	0.00	0.00	100.00
05 704 0148	BACKPACK PROGRAM	6,123.90	0.00	0.00	0.00	6,123.90
05 704 0149	SCOREBOARD	45,491.55	0.00	0.00	0.00	45,491.55
	MISCELLANEOUS TOTAL	64,231.00	8,220.00	6,950.05	0.00	62,961.05
05 704 0142	SPEECH MEET	2,266.00	0.00	0.00	0.00	2,266.00
	SPEECH TOTAL	2,266.00	0.00	0.00	0.00	2,266.00
05 704 0403	ALUMNI BASKETBALL	0.00	0.00	0.00	0.00	0.00
05 704 0405	BASKETBALL CLUB - BOYS	3,297.33	114.67	0.00	0.00	3,182.66
05 704 0406	BASKETBALL CLUB - GIRLS	(15.11)	99.67	0.00	0.00	(114.78)
05 704 0407	ELEMENTARY BOYS BB CLUB	263.80	0.00	0.00	0.00	263.80
05 704 0408	CROSS COUNTRY CLUB	1,806.91	218.82	478.54	0.00	2,066.63

ACTIVITY FUND BALANCE REPORT
 10/2016 - 10/2016

		<u>Beginning Balance</u>	<u>Expenses</u>	<u>Revenues</u>	<u>Balance Change</u>	<u>Balance</u>
05 704 0409	FOOTBALL CLUB	8,186.34	11,035.26	8,098.00	0.00	5,249.08
05 704 0410	GOLF CLUB - BOYS	260.89	0.00	0.00	0.00	260.89
05 704 0411	GOLF CLUB - GIRLS	588.91	(163.50)	0.00	0.00	752.41
05 704 0412	"O" CLUB	2,360.56	0.00	855.19	0.00	3,215.75
05 704 0413	POWER LIFTING CLUB	0.00	0.00	0.00	0.00	0.00
05 704 0414	SOFTBALL CLUB	4,231.29	2,302.55	561.00	0.00	2,489.74
05 704 0415	TRACK CLUB	2,361.44	0.00	0.00	0.00	2,361.44
05 704 0417	VOLLEYBALL CLUB	4,628.21	0.00	2,543.50	0.00	7,171.71
05 704 0418	WRESTLING CLUB	1,129.59	0.00	0.00	0.00	1,129.59
05 704 0419	ELEM GIRLS BASKETBALL	857.16	0.00	0.00	0.00	857.16
05 704 0420	BASKETBALL CLUB-GIRLS 7TH/8TH	133.30	0.00	0.00	0.00	133.30
05 704 0421	BASKETBALL CLUB-BOYS JH	0.00	0.00	0.00	0.00	0.00
05 704 0422	ELEM GIRLS VOLLEYBALL	1,706.35	1,184.00	0.00	0.00	522.35
	SPORTS CLUBS TOTAL	31,796.97	14,791.47	12,536.23	0.00	29,541.73
05 704 0135	T & I	2,331.78	88.32	226.00	0.00	2,469.46
	T & I TOTAL	2,331.78	88.32	226.00	0.00	2,469.46
	GRAND TOTAL	173,557.85	43,466.21	116,500.79	0.00	246,592.43

OPS ATHLETIC REPORT
OCTOBER 2016

BALANCE - SEPTEMBER 30, 2016		\$ (7,543.37)
RECEIPTS:		
N Hostert - Posters Sold	\$ 20.00	
Transfer from Act Exp / Field paint for band	\$ 100.00	
OPS - 2016-17 Athletic Budget	\$ 30,000.00	
C Hilker - Unused Cash from State CC	\$ 3.29	
Transfer from CC for Tip	\$ 21.46	
N Hostert - CC Entry Fee	\$ 60.00	
N Hostert - FB Gate w/Pierce	\$ 1,629.00	
N Hostert - JV FB Gate w/BC	\$ 179.00	
N Hostert - FB Playoff Gate	\$ 6,788.00	
N Hostert - C/JV/V VB Gate w/Pierce	\$ 378.00	
N Hostert - VB Tri Gate	\$ 230.00	
N Hostert - C/JV/V VB Gate w/NC	\$ 240.00	
N Hostert - C/JV/V VB Gate w/EV	\$ 315.25	
N Hostert - Adult Activity Pass	\$ 40.00	
N Hostert - Family Activity Pass	\$ 100.00	
TOTAL RECEIPTS:		\$ 40,104.00
EXPENDITURES:		
GWB (Credit Card) - NFH Course	\$ 75.00	
GWB (Credit Card) - XC Tags/Pins	\$ 51.47	
Pioneer Manufacturing - White Field Paint	\$ 1,275.00	
Bomgaars - Spray Paint	\$ 11.95	
NSIAAA - Membership & Conv	\$ 210.00	
C Hilker - State XC Food	\$ 283.50	
NSAA - Share of First Round FB	\$ 2,607.28	
Columbus Lakeview - Share of First Round FB	\$ 1,413.26	
McIntosh Jewelry - Battery for Stop Watch	\$ 5.60	
Wagner Girls BB Boosters - JH Girls BB Entry Fee	\$ 60.00	
Papillipn-Lavista South - JH XC Entry Fee	\$ 84.00	
ASPI Solutions - CC On Line Entries	\$ 60.00	
Jerry Evans - JH FB Official w/Valentine	\$ 360.00	
Bryan Daum - FB Official w/Pierce	\$ 100.00	
Jeff Keagle - FB Official w/Pierce	\$ 100.00	
Chris Barry - FB Official w/Pierce	\$ 100.00	
Brian Chapman - FB Official w/Pierce	\$ 100.00	
Nate Hahne - FB Official w/Pierce	\$ 100.00	
Jim Schutt - JV FB Official w/Battle Creek	\$ 180.00	
Perry Dekay - FB Playoff Official	\$ 336.00	
Wayne Hesse - Reimb Balls & Practice Round for Girls Golf	\$ 111.00	
Catherine Coble - Sub Dist VB Official	\$ 215.00	
Nicole Huffman - Sub Dist VB Official	\$ 215.00	
Rachelle Rautenberg - C/JV/V VB Official w/Pierce	\$ 260.00	
Rachelle Rautenberg - V VB Tri	\$ 260.00	
Terra Classen - C/JV/V VB Official w/NC	\$ 260.00	
Leland Miner - C/JV/V VB Official w/EV	\$ 260.00	
Wisner HS - VB Entry Fee	\$ 75.00	
TOTAL EXPENDITURES		\$ 9,169.06
ADJUSTMENTS:		
NA		\$ -
BALANCE - OCTOBER 31, 2016		\$ 23,391.57

OPS ATHLETIC REPORT
OCTOBER 2016
