

# O'NEILL PUBLIC SCHOOLS BOARD OF EDUCATION

Monday, October 15, 2018  
7:30 PM

Administrative Office  
410 E. Benton  
O'Neill, NE 68763

## Regular Board Meeting Agenda

Posted Date:

<b>1. Call to Order</b>	
A. Roll Call	
B. Excused/Unexcused Board Members	
<b>2. Pledge of Allegiance</b>	
<b>3. Approve Meeting Agenda</b>	
<b>4. Approve Minutes of Previous Meeting(s)</b>	<b>4</b>
09-17-2018 - Final Tax Request Minutes	4
09-17-2018 - Reg Brd Mtg Minutes	5
<b>5. Reception of Visitors</b>	
<b>6. Oral and Written Communications</b>	<b>9</b>
NASB Monthly Board Meeting Update - Oct 2018	9
Thank You - O'Neill Elementary Staff	10
<b>7. Old Business</b>	
A. Building Project Update	
B. Superintendent Evaluation	
<b>8. New Business</b>	
A. Staff Resignation	
B. Snow Removal Bids	11
Snow Removal Bid - Emme Construction	11
C. Copier Bids	12
Copier Proposals - 2018-19	12
D. Recognition of the O'Neill Education Association	13
OEA - Exclusive Bargaining Agent Letter	13
E. Negotiations	
F. Beef in Schools Program	14
Beef in Schools Information	14
G. Authorize Advertising Sale of Modular Buildings	
H. 2018-2019 Calendar Update	
I. Policy Updates	
i. Policy #303.05 - Administrative Duties	28
303.05 - Administrator Duties - Redline	28

ii. Policy #402.09 - Recognition of Service of Employees and Others	31
402.09 - Recognition for Service of Employees and Others - Redline	31
iii. Policy #403.02 - Child Abuse Reporting	32
403.02 - Child Abuse Reporting - Redline	32
iv. Policy #404.06 - Harassment by Employees	33
404.06 - Harassment by Employees - Redline	33
v. Policy #503.08 - Married Students or Students with Children	36
503.08 - Married Students or Students with Children - New Policy	36
vi. Policy #504.12 - Regulated Electronic Devices	37
504.12 - Regulated Electronic Devices - Redline	37
vii. Policy #504.18 - Harassment by Students	38
504.18 - Harassment by Students - Redline	38
viii. Policy #505.03 - Suspension and Expulsion of Students	41
505.03 - Suspension and Expulsion of Students - Redline	41
ix. Policy #603.01 - Curriculum Development	46
603.01 - Curriculum Development - Redline	46
x. Policy #604.14 - Reading Instruction and Improvement	47
604.14 - Reading Instruction and Improvement - New Policy	47
xi. Policy #716.00 - ESSA Non-Regulatory Business Requirements	49
716.00 - ESSA Non-Regulatory Business Requirements	49
xii. Policy #802.07 - School Food Procurement	52
802.07 - School Food Procurement - Redline	52
xiii. Policy #1005.02 - Title I Parent and Family Member Engagement	56
1005.02 - Title I Parent and Family Member Engagement - Redline	56
J. Option Enrollment Report	59
Option Enrollment Report - Sep 2018	59
<b>9. Administrative Reports</b>	<b>60</b>
Amy Shane's Board Letter - Oct 2018	60
Corey Fisher's Board Report - Oct 2018	61
Jim York's Board Report - Oct 2018	64
Nick Hostert's Board Report - Oct 2018	68
Shannon Stelling's Board Report - Oct 2018	70
Steve Brown's Board Report - Oct 2018	71
<b>10. Bills and Claims and Payroll Report</b>	<b>73</b>
Activity Fund Balance Report - Sep 2018	73
Activity Report - Sep 2018	76
Athletic Report - Sep 2018	77

Bldg Fund Income Expense Report - Sep 2018	79
Expenditure Report - Sep 2018	81
General Fund Revenue Report - Sep 2018	82
Imprest Report - Sep 2018	85
Income Expense Report - Sep 2018	86
Payables October 2018	92
Payroll Report - Sep 2018	112
SUI Expenditure Report - Sep 2018	113
Treasurer's Report - Sep 2018	160

## **11. Adjournment**

*The agenda sequence is provided as a courtesy only. The board reserves the right to consider each item in any sequence it deems appropriate. Therefore, we encourage visitors to attend the meeting from the beginning. As a result of a majority vote by the board, certain agenda items may be clearly necessary to discuss in executive session in order to protect the public interest or to prevent needless injury to the reputation of an individual, and if the individual has not requested a public meeting.*

**O'NEILL PUBLIC SCHOOLS**  
**BOARD OF EDUCATION SPECIAL HEARING TO SET FINAL TAX REQUEST**  
**September 17, 2018**

---

**Board Members**

Jim Gotschall - President  
Ellen Boshart - Vice President  
Principal Jim Wakefield - Vice President-Elect  
Principal Amy Jo Rowse - Member  
Assistant Principal Jim Sibbel - Member  
Tom Stepp – Member

**Board Secretary**

Kathleen Marvin

**Administrators**

Amy Shane -Superintendent  
Corey Fisher - High School  
Jim York - Elementary School  
Jill Brodersen - Elementary School  
Nick Hostert - Activities Director  
Shannon Stelling - Special Education Director

**Board Treasurer**

Carol Hammerlun

---

1. Call to Order by President Jim Gotschall at 7:15 p.m.
2. Roll Call:  
Present: Ellen Boshart, Jim Gotschall, Amy Rowse, Jim Sibbel, Tom Stepp, and Jim Wakefield.  
  
Also Present: Steve Brown, Corey Fisher, Amy Shane, Shannon Stelling, and Jim York.
3. Receive support, opposition, criticism, suggestions, or observations of taxpayers relating to setting the final tax request at a different amount than the prior year tax request.
4. Public comment was received.
5. Closed at 7:28 p.m.

**O'Neill Public Schools**  
**Board of Education Regular School Board Meeting**  
**Monday, September 17, 2018**

---

**Board Members**

Jim Gotschall - President  
Ellen Boshart - Vice President  
Jim Wakefield - Vice President-Elect  
Amy Jo Rowse - Member  
Jim Sibbel - Member  
Tom Stepp - Member

**Board Secretary**

Kathleen Marvin

**Administrators**

Amy Shane - Superintendent  
Corey Fisher - High School Principal  
Jim York - Elementary School Principal  
Jill Brodersen - Elementary School Assistant Principal  
Nick Hostert - Activities Director  
Shannon Stelling - Special Education Director

**Board Treasurer**

Carol Hammerlun

---

Attendance Taken at 7:30 PM.

Ellen Boshart: Present  
Jim Gotschall: Present  
Amy Jo Rowse: Present  
Jim Sibbel: Present  
Tom Stepp: Present  
Jim Wakefield: Present

1. Call to Order

The **regular board meeting** of the O'Neill Public School Board of Education was called to order by President Jim Gotschall at 7:30 pm, on Monday, September 17, 2018 at the Administrative Offices at 410 East Benton, O'Neill, Nebraska. This meeting was advertised in the Holt County Independent on September 6, 2018, over KBRX radio and posted at the school buildings, the school district website, and the O'Neill Post Office.

1.A. Roll Call

Administrators Corey Fisher, Amy Shane, Shannon Stelling, and Jim York were present.

Steve Brown, Building and Grounds Director, was also present.

1.B. Excused/Unexcused Board Members

2. Pledge of Allegiance

The Pledge of Allegiance was recited.

3. Approve Meeting Agenda

A motion to approve the meeting agenda, passed with a motion made by Amy Jo Rowse and seconded by Ellen Boshart.

Ellen Boshart: Yea, Jim Gotschall: Yea, Amy Jo Rowse: Yea, Jim Sibbel: Yea, Tom Stepp: Yea, Jim Wakefield: Yea  
Yea: 6, Nay: 0

4. Approve Minutes of Previous Meeting(s)

A motion to approve the minutes of the previous regular school board meeting held on August 13, 2018, passed with a motion made by Ellen Boshart and seconded by Amy Jo Rowse.

Ellen Boshart: Yea, Jim Gotschall: Yea, Amy Jo Rowse: Yea, Jim Sibbel: Yea, Tom Stepp:  
 Yea, Jim Wakefield: Yea  
 Yea: 6, Nay: 0

A motion to approve the minutes of the special school board meeting held on August 30, 2018, passed with a motion made by Amy Jo Rowse and seconded by Ellen Boshart.  
 Ellen Boshart: Yea, Jim Gotschall: Yea, Amy Jo Rowse: Yea, Jim Sibbel: Yea, Tom Stepp:  
 Yea, Jim Wakefield: Yea  
 Yea: 6, Nay: 0

5. Reception of Visitors

Visitors were welcomed and informed that this meeting was in compliance with the Nebraska Open Meetings Act which is posted on the south wall of the board room.

6. Oral and Written Communications

Amy Jo Rowse shared with the school board an update from the Beef in Schools committee meetings that have been led by Carmen Lectenberg.

6.A. Career Academy Presentation

High School Guidance Counselor, Cole Hilker, shared with the board details regarding the Career Academy class that he oversees. He shared that there are currently 38 local businesses providing opportunities for students to experience firsthand career choices of interest.

7. Old Business

8. New Business

8.A. 2018-2019 Budget

A motion to adopt the 2018-19 budget as presented, passed with a motion made by Jim Wakefield and seconded by Jim Sibbel.  
 Ellen Boshart: Yea, Jim Gotschall: Yea, Amy Jo Rowse: Yea, Jim Sibbel: Yea, Tom Stepp:  
 Yea, Jim Wakefield: Yea  
 Yea: 6, Nay: 0

**2018-2019 O'Neill Public School Budget as presented:**

General Fund	\$ 12,365,992	
Necessary Cash Reserve	\$ <u>2,470,000</u>	
Total General Fund Requirements:		\$ 14,835,992
Depreciation Fund		\$ 587,895
Employee Benefit Fund		\$ 10,725
Activities Fund		\$ 750,000
School Lunch		\$ 625,000
Bond Fund	\$ 0	
Necessary Cash Reserve	\$ <u>0</u>	
Total Bond Fund Requirements:		\$ 0
Special Building Fund		\$ 2,767,163
Cooperative Fund		\$ 0
Student Fee Fund		\$ 60,357

8.B. 2018-2019 Tax Request Resolution

A motion to set the General Fund tax levy at .708847 and the Building Fund tax levy at .139821, passed with a motion made by Jim Wakefield and seconded by Tom Stepp.  
 Ellen Boshart: Yea, Jim Gotschall: Yea, Amy Jo Rowse: Yea, Jim Sibbel: Yea, Tom Stepp:  
 Yea, Jim Wakefield: Yea  
 Yea: 6, Nay: 0

8.C. Surplus Equipment/Curricular Materials

A motion to authorize the superintendent to dispose of surplus equipment and materials as dictated by Policy #904.02, passed with a motion made by Tom Stepp and seconded by Ellen Boshart.

Ellen Boshart: Yea, Jim Gotschall: Yea, Amy Jo Rowse: Yea, Jim Sibbel: Yea, Tom Stepp: Yea, Jim Wakefield: Yea  
Yea: 6, Nay: 0

8.D. Early Graduation Request

A motion to allow Derrek Babutzke to graduate early, providing he has successfully completed the required coursework and credits, passed with a motion made by Amy Jo Rowse and seconded by Tom Stepp.

Ellen Boshart: Yea, Jim Gotschall: Yea, Amy Jo Rowse: Yea, Jim Sibbel: Yea, Tom Stepp: Yea, Jim Wakefield: Yea  
Yea: 6, Nay: 0

8.E. Approve the revised GMP Amendment to Hausmann's Contract

A motion to approve the GMP amendment to Hausmann's contract, passed with a motion made by Jim Sibbel and seconded by Amy Jo Rowse.

Ellen Boshart: Yea, Jim Gotschall: Yea, Amy Jo Rowse: Yea, Jim Sibbel: Yea, Tom Stepp: Yea, Jim Wakefield: Yea  
Yea: 6, Nay: 0

8.F. Authorization for Proposals for Copying/Printing Needs

A motion to authorize advertising for bids for our copying/printing contract, passed with a motion made by Amy Jo Rowse and seconded by Jim Sibbel.

Ellen Boshart: Yea, Jim Gotschall: Yea, Amy Jo Rowse: Yea, Jim Sibbel: Yea, Tom Stepp: Yea, Jim Wakefield: Yea  
Yea: 6, Nay: 0

8.G. Authorization to Advertise for Snow Removal

A motion to advertise for snow removal bids, passed with a motion made by Jim Sibbel and seconded by Ellen Boshart.

Ellen Boshart: Yea, Jim Gotschall: Yea, Amy Jo Rowse: Yea, Jim Sibbel: Yea, Tom Stepp: Yea, Jim Wakefield: Yea  
Yea: 6, Nay: 0

8.H. Superintendent Evaluation Policy #302.05 & Regulation #302.05-R1

8.I. Option Enrollment Report

No action necessary.

9. Administrative Reports

Administrative reports were presented.

10. Bills and Claims and Payroll Report

A motion to approve the bills and claims, and accept the payroll report, passed with a motion made by Amy Jo Rowse and seconded by Jim Sibbel.

Ellen Boshart: Yea, Jim Gotschall: Yea, Amy Jo Rowse: Yea, Jim Sibbel: Yea, Tom Stepp: Yea, Jim Wakefield: Yea  
Yea: 6, Nay: 0

11. Adjournment

A motion to adjourn at 8:10 pm, passed with a motion made by Amy Jo Rowse and seconded by Jim Sibbel.

Ellen Boshart: Yea, Jim Gotschall: Yea, Amy Jo Rowse: Yea, Jim Sibbel: Yea, Tom Stepp: Yea, Jim Wakefield: Yea  
Yea: 6, Nay: 0



Kathleen Marvin  
School Board Secretary Holt Co. Dist. #7



## NASB Monthly Update for Board Meetings

Agenda Item: OCTOBER 2018

### **“NASB Update”**

Fall is here. NASB is over halfway through the annual Area Membership Meetings and we are less than 50 days until the 100<sup>th</sup> Annual State Education Conference.

Before that, NASB will be conducting a **Facilities & Construction Workshop**, to be held in Kearney on Tuesday, October 30<sup>th</sup>. Look for information in your mailboxes, and register online now at [www.NASBonline.org](http://www.NASBonline.org)

Items of note for this year’s State Education Conference include the 100<sup>th</sup> Birthday Party on Wednesday, November 14<sup>th</sup> from 6 to 7 PM, and the annual Delegate Assembly on Friday morning, November 16<sup>th</sup> at 8 AM.

In preparation for Delegate Assembly, the **2018 Advocacy Handout** of proposed and changes to the bylaws, standing positions and legislative resolutions for your approval at this year’s Delegate Assembly is now available for your review on the Government Relations pages of [www.NASBonline.org](http://www.NASBonline.org) -- it was also emailed out to all School Board Members and Superintendents/ESU Administrators towards the end of September.

- Please review this information with your board
- Select your delegate
- And mark who that individual will be under the “Sessions” option of their State Education Conference registration.
- Key items to look at this year include the Bylaw updates to increase engagement on pages 7-8, and an update of NASB’s Standing Position on the State Funding System on pages 11-12

Following State Conference, NASB will be conducting New Board Member Workshops for newly elected board members, as well as those who have served two years or less. Veteran board members and administration who wish to accompany those newer to the board are also welcome. Those workshops will be in:

- Gering on November 27
- North Platte on November 28
- Grand Island on November 29
- Norfolk on December 4, and
- La Vista on December 5

To learn more and/or register for any of the above that are still taking place, visit [www.NASBonline.org](http://www.NASBonline.org)

Stay engaged online at [www.NASBonline.org](http://www.NASBonline.org) and follow NASB on twitter at [www.twitter.com/NASBonline](https://www.twitter.com/NASBonline) using the hashtag #liveNASB - Thanks for all you do for your board, your community and the entire state by serving public education in Nebraska.

Mrs. Shane and O'Neill School Board,

Thank you for the back-to-school lunch provided on August 13. The lunch staff prepared a delicious meal, and we appreciate the school district for providing it.

We also appreciate the investment that has been provided for Marzano training.

O'Neill Elementary Staff

To: Machine Owners/Operators  
From: O'Neill Public Schools  
Re: Snow Removal (winter of 2018-2019)  
Date: September 18, 2018

O'Neill Public Schools is requesting price quotations for the removal of snow at the school sites. If you are interested in providing this service this winter, please complete the bottom portion of this sheet and return it to the Administrative Office at 410 East Benton by 5:00 pm on Wednesday, October 10, 2018.

● **At the Elementary site, clear:**

1. East parking lot for the lunch personnel (by 6:30 a.m.).
2. South parking lot and push snow to the east
3. North parking lot, snow pushed to the north
4. Avoid piling snow on sidewalks
5. Circle drive

● **At the High School site, clear:**

1. West parking lot, snow to be pushed west by the trees along 5<sup>th</sup> Street.
2. Southwest parking lot, snow to be pushed to south by the trees along Hynes Ave.
3. South parking lot, snow to be pushed west by the trees (where the Southwest lot snow is piled).
4. Angle parking along Hynes Ave., snow to be pushed across Hynes Ave. Have piles to the east and west of the gates to the walking track.
5. East parking lot with snow to be pushed east and north of the 5-stall van shed.
6. Avoid piling snow on sidewalks
7. Please keep the snow 15' below any power lines.
7. Please keep snow piles from blocking the view of cars as they exit the parking lots.

● **The '38 Building/Administrative Office site:**

1. West parking lot with snow to be pushed to the south end
2. East, south and north drives
3. Parking area north of the Administrative offices
4. Parking areas north and just east of the '38 building. (no further than two car lengths east of the building.)

I am interested in taking care of the following sites and would be available to start snow removal early enough for all sites to be accessible by 7:30 a.m. on school days.

Elementary Site       High School Site       '38 Building/Administrative Office Site

Cost per hour for equipment including operator \$ 200.00

Describe equipment to be used CAT Loader w/ snow boy

Alava Shime Emme Construction LLC  
Signature

1012 E. Adams Street O'Neill  
Address

402-340-5796  
Phone

10/11/18  
Date

NOTE: Because of the number of people dependent upon this service, do not respond unless you can **GUARANTEE** that the school will have **TOP** priority at the sites you have to clean.

Approved \_\_\_\_\_ Date \_\_\_\_\_

O'NEILL PUBLIC SCHOOL COPIER PROPOSALS - 2018

	Current Lease One Office Solution	New Proposals			
		Eakes	Office Systems	Counsel	One Office Solution
<b>5-- 50ppm Network Color Copiers</b>		Sharp	Cannon	Ricoh	Sharp
Average Copies per month-B&W	12000	12000	12000	12000	12000
Cost per Copy- B&W on color mach	0.0060	0.0045	0.0045	0.0064	0.0045
<b>Monthly Cost</b>	<b>\$72.00</b>	<b>\$54.00</b>	<b>\$54.00</b>	<b>\$76.80</b>	<b>\$54.00</b>
Average Copies per month-Color	18000	18000	18000	18000	18000
Cost per Copy-Color	0.0380	0.0370	0.0340	0.0380	0.0380
<b>Monthly Cost</b>	<b>\$684.00</b>	<b>\$666.00</b>	<b>\$612.00</b>	<b>\$684.00</b>	<b>\$684.00</b>
<b>2--75ppm Network Black &amp; White Copiers</b>					
Average Copies per month-B&W	85950	95950	95950	95950	95950
Cost per Copy-B&W	0.0070	0.0045	0.00495	0.0034	0.0045
<b>Monthly Cost</b>	<b>\$601.65</b>	<b>\$431.78</b>	<b>\$474.95</b>	<b>\$326.23</b>	<b>\$431.78</b>
<b>1--60ppm Network Black &amp; White Copier</b>					
Average Copies per month-B&W	10000	10000	10000	10000	10000
Cost per Copy-B&W	0.0050	0.0045	0.00495	0.0034	0.0045
<b>Monthly Cost</b>	<b>\$50.00</b>	<b>\$45.00</b>	<b>\$49.50</b>	<b>\$34.00</b>	<b>\$45.00</b>
<b>31 HP and 6 HP PRINTERS B&amp;W (we own now)</b>					
Average Copies per month-B&W	16400	26000	26000	26000	26000
Cost per Copy-B&W	0.0180	0.0120	0.0244	0.0094	0.0090
<b>Monthly Cost</b>	<b>\$295.20</b>	<b>\$312.00</b>	<b>\$634.40</b>	<b>\$244.40</b>	<b>\$234.00</b>
MONTHLY SERVICE COSTS ESTIMATE	\$1,702.85	\$1,508.78	\$1,824.85	\$1,365.43	\$1,448.78
MONTHLY LEASE	\$1,299.00	\$817.32	\$1,449.54	\$1,188.70	\$989.00
<b>TOTAL MONTHLY COST</b>	<b>\$3,001.85</b>	<b>\$2,326.10</b>	<b>\$3,274.39</b>	<b>\$2,554.13</b>	<b>\$2,437.78</b>
<b>MONTHLY SAVINGS ESTIMATE</b>		<b>\$675.76</b>	<b>-\$272.54</b>	<b>\$447.72</b>	<b>\$564.08</b>
<b>Papercut Software Additional Monthly</b>		<b>\$ 75.50</b>			<b>\$ 77.00</b>
There is free software on most copiers to help with managing copier use					

September 17, 2018

O'Neill Public School  
Board of Education  
410 E. Benton  
O'Neill, NE 68763

Dear Negotiations Committee:

The O'Neill Education Association requests that the school board of the O'Neill Public Schools take action to recognize The O'Neill Education Association as exclusive bargaining agent for the district's non-supervisory certificated staff for the 2020-21 contract year.

Please direct your response to the undersigned.

Sincerely,

A handwritten signature in cursive script that reads "Crystal Shoemaker".

Crystal Shoemaker, President  
O'Neill Education Association

# BEEF'S BIG 10

Do more than just get through the day – be your best every day. Here's how beef's essential nutrients can help.

All lean beef cuts have less than 10 grams of total fat, 4.5 grams or less of saturated fat and less than 95 milligrams of cholesterol per 3 1/2-oz. cooked serving. **Surprise! Some cuts of beef are as lean as a 3-oz. skinless chicken thigh.**



**IRON**  
helps your body use oxygen.



**CHOLINE**  
supports nervous system development.



**PROTEIN**  
helps preserve and build muscle.



**SELENIUM**  
helps protect cells from damage.



**VITAMINS B<sub>6</sub> and B<sub>12</sub>**  
help maintain brain function.

B-vitamins in beef help give you the **energy** to tackle busy days.



**ZINC**  
helps maintain a healthy immune system.



**PHOSPHORUS**  
helps build bones and teeth.



**NIACIN**  
supports energy production and metabolism.



**RIBOFLAVIN**  
helps convert food into fuel.

## BEEF GIVES YOUR BODY MORE

of the nutrients you need. A 3-oz. serving of lean beef provides the following nutrients in about 150 calories:

Calories	8% DV
Protein	48% DV
B12	44% DV
Selenium	40% DV
Zinc	36% DV
Niacin	26% DV
B6	22% DV
Phosphorus	19% DV
Choline	16% AI*
Iron	12% DV
Riboflavin	10% DV

The "daily value" percentage (aka DV) helps you determine how much of a particular nutrient a food contributes to average daily needs. Each nutrient is based on 100% of the daily requirements for that nutrient (for a 2,000 calorie diet).

(\*AI stands for Adequate Intake. The highest AI for Choline is 550mg.)

## DID YOU KNOW?

- Don't be left unsatisfied. A 3-oz serving of lean beef provides 25 g (about half) of the Daily Value for protein, which is one of the most satisfying nutrients.
- Get your workout in! Exercise is more effective when paired with a higher-protein diet.
- Interested in heart health? Research shows that including lean beef, even daily as part of a heart-healthy diet and lifestyle, improved cholesterol levels.



Funded by the Beef Checkoff.

For recipes and more visit [BeefItsWhatsForDinner.com](http://BeefItsWhatsForDinner.com)

U.S. Department of Agriculture, Agricultural Research Service, USDA Nutrient Data Laboratory, 2012. USDA National Nutrient Database for Standard Reference, Release 26. Available at: <http://www.nal.usda.gov/info/foodcomp/search/>. Paddon-Jones D, Westman E, Mattiss RD, Wolfe RR, Astrup A, Westerterp-Plantinga M. Protein, weight management, and satiety. *Am J Clin Nutr* 2008;87:1558S-61S. Layman DK, Evans E, Baum JJ, Seyler J, Erickson DJ, Boileau PA. Dietary protein and exercise have additive effects on body composition during weight loss in adult women. *J Nutr* 2005;135:1903-10. Symons TB, Sheffield-Moore M, Mamerow MM, Wolfe RR, Paddon-Jones D. The anabolic response to resistance exercise and a protein-rich meal is not diminished by age. *J Nutr Health Aging* 2011;15:376-81. Roussel MA, Hill AM, Gaugler TL, West SG, Vanden Heuvel JP, Ataupovic P, Gilles PJ, and Kris-Etherton PM. Beef in an Optimal Lean Diet study: Effects on lipids, lipoproteins, and apolipoproteins. *Am J Clin Nutr* 2012;95:9-16.






## NEBRASKA BEEF IN SCHOOLS

This fact sheet provides information for meat specifications that covers food safety requirements for the slaughter and processing of beef and the requirements of the National School Lunch Program. In addition to beef, this information can also be applied to pork.

### Slaughter and Processing

- Donated **and** purchased beef must be slaughtered, processed, and packaged in a USDA federally-inspected facility.
  - When meat is handled in this way, and ONLY when it is handled in this way, will the package have the USDA stamp.
  - A list of USDA inspected facilities can be found on the Nebraska Cattlemen website at: <http://nebraskacattlement.org/federalslaughter.aspx>.
- A school must be prepared to provide the following information to the processor:
  - Cuts of beef desired
    - Types and acceptable weight ranges
  - Ground beef must be no more than 30% fat.
    - Processor must provide official crediting documentation to verify the fat content and the documentation kept on file at the school.
  - Packaging requirements
    - Size of packages – For example, ground beef in 10 lb. rather than 2lb. tubes.
  - Portion size (raw weight) that will yield appropriate cooked weight to meet meal pattern.



### Transportation of Meat

- The specification must include acceptable temperature ranges depending on whether the beef is transported in a fresh or frozen state in temperature controlled trucks. Frozen meat should stay frozen and fresh meat should be held at a temperature of 41°F or below.

### Storage of Processed Product


- The school's food safety plan should include specific information concerning the proper receiving, storing, and handling of the beef whether it is stored on- or off-site.

### Meeting Nutrition Standards

- A cooked portion must provide 2 ounces of lean meat per serving
- While ground beef that is no more than 30% fat is allowed, it's considered a best practice to use ground beef that is no more than 15-20% fat

### Procurement

- When beef is purchased and/or processing paid by the school, proper procurement procedures must be met.






# Nebraska Beef in Schools



*Promoting Nebraska beef  
for school's lunch program  
& encouraging beef education  
and nutrition throughout  
Nebraska schools.*



**NEBRASKA**   
**CATTLEMEN**

# Nebraska Beef in Schools

## *Mission Statement:*

*Promoting Nebraska Beef for Schools lunch program & encouraging beef education and nutrition throughout Nebraska schools.*

## *About Nebraska Beef in Schools Lunch Program*

A trend is catching on in Nebraska—Beef is what's for lunch in schools. Great quality, Nebraska produced beef served more frequently in schools across Nebraska.

Local Cattlemen groups and other agricultural organizations have organized across the state to increase the offerings of beef in school lunches. Nebraska Cattlemen have showcased the successes of some of these programs recently, and interest is growing as others cattlemen and school districts explore the possibilities of adding more beef to the menu.

At its October meeting, the Nebraska Cattlemen Board of directors appointed a working group to put together a plan to gather information from programs already in place and for those who might want to start a program. The board strongly supported the work of its local affiliates in organizing and implementing programs across Nebraska.

The working group had its first organizational call in late October. Members of the working group are Brenda Masek (Purdum), Chair, Jerry Underwood (Alliance), Naomi Loomis (Alliance), Rob Marsh (Belvidere), Gregg Wiedel (Hebron) and Stephen Sunderman (Norfolk). NC Staff members are also supporting the group as it gathers information.



*If you are interested in implementing a "Nebraska Beef in Schools" initiative in your area, please contact the Nebraska Cattlemen office at (402) 475-2333 for more information.*

# Nebraska Beef in Schools

## *How to Implement Project in Your School*

This is a basic guideline on how to implement this idea in your area. Please note that every individual program is different.

1. Contact your superintendent and ask them if they would be willing to present the idea to your school district board.
2. Contact local producers, businesses, local Nebraska Cattlemen affiliate and community to discuss commitment required for cattle, monetary donations etc.
3. Prior to meeting with the school board have a plan in place with details and names of committed participants. You may also wish to have a committee set up for this project for future tasks that may be implemented as a program.
4. Once your program is approved by school contact a federally inspected slaughter house to see if they would process your donated animals.
5. Be sure to keep your head school cook in the loop throughout the process.
6. Kickoff event with the school. Be sure to advertise those who donated and were involved in the project.

## *How to be Successful*

Having community support that believes in your school system and the youth for tomorrow is key to making this program successful.



*If you are interested in implementing a "Nebraska Beef in Schools" initiative in your area, please contact the Nebraska Cattlemen office at (402) 475-2333 for more information.*

# Nebraska Beef in Schools

## *Talking Points*

As we are all excited about this program please be courteous of all types of beef producers when visiting with the media. Below are a few talking points to remember while having conversation with the media and other sources at your school event or even on the streets of your community. If your school decides to host a media event, please contact Nebraska Cattlemen as we would love to be there in support of you and your unique program. Also, for additional talking points or media help, please contact Talia Goes at [tgoes@necattlemen.org](mailto:tgoes@necattlemen.org).

- Please remember that the Nebraska Beef in Schools projects across the state are meant to enhance the relationship between the local producers and the community via the school. Refrain from making comments about the quality of beef being better. Talk about the opportunity the program gives to serve more beef in the school.
- All of the Nebraska Beef in Schools programs are pertinent to the community coming together to make it happen. Without community strength, the programs would not be successful. It is 100% a community driven task. Allows students to interact with business and industries in their community to create a sense of collaboration and pride.
- This is an opportunity for producers and local businesses to give back to the community by offering beef or monetary donations for the schools to serve the local students.
- Nebraska Cattlemen have used this program to explore the possibilities of adding more beef to the menu across the state.
- Nebraska Beef in Schools helps school aged children learn about where their beef comes from. Informed choice is a huge factor in today's industry. Learning things early such as where your food comes from, how it is grown, who grows/raises it, and the purpose of agriculture helps the beef industry long term.
- The beef cattle industry is Nebraska's single largest industry and powers the state's economy with 20,000 beef cow operations. For every ONE person in the state there are FOUR beef animals. Nebraska has a unique mix of natural resources that provide for an abundant amount of cattle. For more facts visit: [www.nebeef.org](http://www.nebeef.org)



*If you are interested in implementing a "Nebraska Beef in Schools" initiative in your area, please contact the Nebraska Cattlemen office at (402) 475-2333 for more information.*

# Nebraska Beef in Schools

## *Federally Inspected Slaughter & Processors*

### A.J. Cetak's Meat Market

M21562+P21562  
Meat Processing  
100 North 15th Street Suite 1  
Ord, NE 68862  
(308) 728-3858  
3/29/2013

### Albion Locker

M5622-P5622-V5622  
Slaughter, Processing  
129 W. Church Street Albion,  
NE 68620  
(402) 395-2619  
08/02/2005

### All American Meats, Inc.

M20420, Meat Processing  
All American Meats, Inc. 4501  
S. 36th Street  
Omaha, NE 68107  
(402) 734-6901  
7/11/2000

### American Butchers, LLC

M20172-P20172-V20172  
Slaughter, Processing  
809 O Street  
Beaver City, NE 68928  
(703) 582-7977  
05/31/2011

### Arck Foods, Inc.

M5578+P5578, Meat  
Processing  
6240 McCormick Drive  
Lincoln, NE 68507  
(402) 474-4626  
12/7/2004

### Armour-Eckrich Meats LLC

M19+P19, Meat Processing  
5015 S. 33rd Street, Omaha,  
NE 68107  
(402) 731-6400  
2/24/2017

### ASC Lockers LLC

M45208 Processing, Slaughter  
415 Plaza Dr  
West Point, NE 68788  
(402) 372-6956  
4/9/2013

### Beef Products, Inc.

M19872+P19872, Meat  
Processing  
360 164th Street  
South Sioux City, NE 68776  
(402) 412-4000  
3/18/2011

### Cargill Meat Solutions

M86C+P86C, Meat Processing  
1529 E. 23rd Street  
Columbus, NE 68601  
(402) 563-7700  
8/4/2016

### Cargill Meat Solutions

M86J+P7117, Meat Processing  
2601 Industrial Road  
Nebraska City, NE 68410  
(402) 873-8404  
6/22/2010

### C & C Processing, Inc.

M21480+P21480+V21480,  
Meat Processing  
409 Commercial Street  
Diller, NE 68342  
(402) 793-5820  
7/15/2015

### Copperstone Foods, LLC

M44832+V44832, Meat  
Processing  
101 North Wright Street  
Eustis, NE 69028  
(308) 486-5365  
11/4/2014

### Crystal Lake Foods

M20845, Meat Processing  
320 Commerce St.  
York, NE 68467  
(402) 362-5988  
2/16/2000

### Custom Pack Inc.

M5650-P5650-V5650  
Slaughter, Processing  
601 West J. Street  
Hastings, NE 68901  
(402) 462-2532  
02/17/1994

### D & D Foods, Inc.

M21275+P21275, Meat  
Processing  
9425 N. 48th St.  
Omaha, NE 68152  
(402) 571-4113  
10/3/2001

### Del Gould Meats, Inc.

M5553+P5553, Meat  
Processing  
3520 N. 20th Street  
Lincoln, NE 68521  
(402) 438-3520  
10/11/1995

### Den's Country Meats, Inc.

M21156-P21156 Slaughter,  
Processing  
62573 Hwy 4  
Table Rock, NE 68447  
(402) 839-4635  
07/03/2000

### Diller Locker Company

601 Commercial St.  
Diller, Ne. 68342  
(402) 793-5840



If you are interested in implementing a "Nebraska Beef in Schools" initiative in your area, please contact the Nebraska Cattlemen office at (402) 475-2333 for more information.

# Nebraska Beef in Schools

**Diversified Foods & Seasonings, Inc.**

M13128D+P13128D, Meat Processing  
1320 South 19th Street  
Nebraska City, NE 68410  
(402) 873-1444  
7/30/2012

**E.M.S.A. Inc. (dba E & M)**

M27298, Meat Processing  
2200 Fletcher Ave., Ste 1000  
Lincoln, NE 68521  
(402) 438-4050  
11/21/2005

**Fairbury Steaks, Inc.**

M5726+P5726+V5726, Meat Processing  
504 D Street  
Fairbury, NE 68352  
(402) 729-3364  
12/8/2005

**Fremont Beef Company**

M13415+P13415, Meat Processing  
960 South Schneider Street  
Fremont, NE 68025  
(402) 727-7200  
7/24/1995

**Fremont Meat Market, Inc.**

M5723+P5723, Meat Processing  
1605 North Main St.  
Fremont, NE 68025  
(402) 721-8782  
12/6/1990

**Fusion Ranch, Inc.**

M44883+P44883, Meat Processing  
250521 Skyport Drive  
Scottsbluff, NE 69361  
(308) 633-1366  
11/7/2012

**Gibbon Packing, LLC American Foods Group, LLC**

M5511 Slaughter, Processing  
218 East HWY 30  
Gibbon, NE 68840  
(308) 468-5771  
12/16/2014

**Greater Omaha Packing Co., Inc**

M960 Slaughter, Processing  
3001 L Street  
Omaha, NE 68107  
(402) 731-1700  
12/30/2014

**Hastings Foods L.L.C.**

M5674+P5674, Meat Processing  
3317 Island Circle  
Grand Island, NE 68803  
(308) 384-6623  
9/20/2005

**Heartland Gourmet, LLC**

M19577+P19577, Meat Processing  
5220 So. 19th Street  
Lincoln, NE 68512  
(402) 423-1234  
9/16/2014

**Hehnke's**

M21056, Meat Processing  
206 North Oak Street  
Paxton, NE 69155  
(308) 239-4215  
4/22/2015

**Henningsen Foods, Inc**

M1554+P94+G94, Meat Processing  
402 North Third Street  
Norfolk, NE 68701  
(402) 371-1150  
6/23/2016

**Hormel Foods Corp.**

M199N-P4240 Slaughter, Processing  
900 S. Platte Ave.  
Fremont, NE 68025  
(402) 721-2300  
02/20/2013

**IPSI Specialty Foods, Inc**

M5540+P5540, Meat Processing  
7069 South 108th Street  
LaVista, NE 68128  
(402) 331-7830  
5/16/1988

**J.F. O'Neill Packing Co. Inc.**

M889A-V889 Slaughter, Processing  
3120 "G" Street  
Omaha, NE 68107  
(402) 733-4911  
09/10/1996

**KDK Meats, LLC**

M27382-P27382 Slaughter, Processing  
10056 Road 91  
Bridgeport, NE 69336  
(308) 262-1369  
05/10/2011

**LandMark Snacks, LLC**

M21480B+P21480B+V21480B, Meat Processing  
700 Park St.  
Beatrice, NE 68310  
(402) 793-5820  
3/18/2016

**Link Snacks, Inc.**

M5528+P5528, Meat Processing  
3302 Harlan Lewis Rd.  
Bellevue, NE 68005  
(402) 293-6600  
11/9/2005



If you are interested in implementing a "Nebraska Beef in Schools" initiative in your area, please contact the Nebraska Cattlemen office at (402) 475-2333 for more information.

# Nebraska Beef in Schools

**Loeffel Meat Lab/Animal Science**

M5658-P5658 Slaughter, Processing  
38th and Fair St/Univ of NE  
Lincoln, NE 68583  
(402) 472-6456  
04/06/1988

**Main Street Market City Meat Market**

M5652-P5652 Slaughter, Processing  
306 Main Street  
Humphrey, NE 68642  
(402) 923-1010  
08/01/1994

**Nebraska Beef Ltd.**

M19336 Slaughter, Processing  
Nebraska Beef Ltd.  
Omaha, NE 68107  
(402) 733-7000  
06/24/2005

**Noah's Ark Processors, LLC**

M27472 Slaughter, Processing  
1009 West M. Street  
Hastings, NE 68901  
(402) 461-3412  
03/05/2015

**Omaha, NE Premium Ground Beef, LLC**

M45834, Slaughter, Processing  
3001 L Street  
Omaha, NE 68107  
(402) 506-6440  
3/29/2016

**Omaha Variety Meats, LLC (Henderson Meat Processor)**

M1527-P13131 Slaughter, Processing  
706 Road ""B"  
Henderson, NE 68371  
(402) 723-4701  
11/30/2016

**Open Range Beef, LLC**

M46407 Slaughter, Processing  
120 W. Highway 20  
Gordon, NE 69343  
(308) 282-1125  
09/12/2013

**Rabe's Quality Meat**

M13079+P13079, Meat Processing  
13075 Renfro Circle  
Omaha, NE 68137  
(402) 895-5399  
4/20/2006

**Shuster North Inc**

M13299+P13299+V13299, Meat Processing  
8805 East Cornhusker Highway  
Lincoln, NE 68507  
(402) 467-2907  
6/23/1988

**Skylark Meats, LLC**

M4215+P4215, Meat Processing  
4430 S. 110th St.  
Omaha, NE 68137  
(402) 592-0300  
7/31/2015

**Smithfield Farmland Corp.**

M717CR-P717CR Slaughter, Processing  
2223 County Road I  
Crete, NE 68333  
(402) 826-4381  
07/01/2015

**Steak Master Inc.**

M21159-P21159-V21159 Slaughter, Processing  
Steak Master, Inc.  
Elwood, NE 68937  
(308) 785-2002  
06/28/2001

**Sugar Valley Sausage**

**Company**  
M34391, Meat Processing  
2943 Red Barn Drive  
Gering, NE 69341  
(308) 632-3222  
9/21/2011

**Swift Beef Company**

M969G Slaughter, Processing  
555 S Stuhr Rd.  
Grand Island, NE 68801  
(308) 384-5330  
09/25/2007

**Swift Beef Company**

M532 Slaughter, Processing  
3435 Gomez Avenue  
Omaha, NE 68107  
(402) 731-3370  
07/21/2015

**Taste Traditions of Omaha**

M4219+P4219+V4219, Meat Processing  
9097 F Street  
Omaha, NE 68127  
(402) 339-7000  
8/9/2012

**TLC Down Home Food**

M32136+P32136, Meat Processing  
4724 N. 24th St.  
Omaha, NE 68110  
(402) 455-4788  
10/4/2004

**Toman's City Market**

M5722+P5722, Meat Processing  
219 Pine St.  
Clarkson, NE 68629  
(402) 892-3452  
3/17/1998



If you are interested in implementing a "Nebraska Beef in Schools" initiative in your area, please contact the Nebraska Cattlemen office at (402) 475-2333 for more information.

# Nebraska Beef in Schools

## Twin Loups Quality Meats

M5729-P5729-V5729  
Slaughter, Processing  
Havlik's Locker Plant  
805 Howard Ave.  
Saint Paul, NE 68873  
(308) 754-4031  
06/01/1993

## Tyson Fresh Meats, Inc.

M245C Slaughter, Processing  
1131 Dakota Avenue  
Dakota City, NE 68731  
(605) 235-2610  
06/18/2013

## Tyson Fresh Meats, Inc

M244M Slaughter, Processing  
1200 Industrial Parkway  
Madison, NE 68748  
(402) 454-3361  
01/07/2004

## Tyson Fresh Meats, Inc

M245L-P245L Slaughter,  
Processing  
1500 Plum Creek Pkwy  
Lexington, NE 68850  
(308) 324-5671  
10/15/2014

## United States Meat Animal

Research University of  
Nebraska  
M1654 Slaughter, Processing  
4 1/2 Mi West on Hwy 18D  
Clay Center, NE 68933  
(402) 762-4260  
11/08/1988

## Wahoo Locker LLC

M46434-P46434-V46434  
Slaughter, Processing  
205 W. 5th St.  
Wahoo, NE 68066  
(402) 443-3104  
09/03/2014

## Wausa Lockers

M5686-P5686-V5686  
Slaughter, Processing  
516 East Broadway  
Wausa, NE 68786  
(402) 586-2882  
06/27/2001

## Werts G.W. Inc

M31818, Meat Processing  
PO Box 183  
St. Edward, NE 68660  
(402) 678-2661  
6/7/2005

## Westin, Inc. Fairbury Food

Division  
M5581+P5581, Meat  
Processing  
810 Bacon Road 601 Bacon  
Road  
Fairbury, NE 68352  
(402) 729-3379  
1/26/2011

## Willow Creek Meats

M5660 Slaughter, Processing  
77178 US Hwy 83  
McCook, NE 69001  
(308) 345-5029  
01/16/2008

## *Resources*

Additional resources can be found online at  
<http://nebraskacattlemen.org/nebraskabeefinschools.aspx>



If you are interested in implementing a "Nebraska Beef in Schools" initiative in your area, please contact the Nebraska Cattlemen office at (402) 475-2333 for more information.





**Section 300 – Administration**  
**Administrative Employees**  
**Administrator Duties**

**File: 303.05**

Administrators shall be hired by the board to assist the superintendent in the day-to-day operations of the school district.

Each building principal, as chief administrator of the assigned attendance center, shall be responsible for the building and grounds, for the students and employees assigned to the attendance center, for school activities at the attendance center, for the education program offered in the attendance center, and the budget for the attendance center. The principal shall be considered the professional advisor to the superintendent in matters pertaining to the attendance center supervised by the principal. Although the principals serve under the direction of the superintendent, duties of the principal may include, but not be limited to the following:

1. Keeps the superintendent of schools informed of the school's activities and problems.
2. Works with various members of the central administrative staff on school problems of more than of an in-school nature, such as transportation, special services, and the like.
3. Establishes and maintains an effective learning climate in the school.
4. Programs classes within established board policies, administrative regulations and guides, and available district resources to meet student needs.
5. Supervises the guidance program to enhance individual student education and development.
6. Is responsible for developing and maintaining the cumulative records for each student. Is responsible for overseeing and maintaining the security of these records.
7. Is responsible for sending out and collecting student transcripts as students move into or out of his or her building.
8. Is in charge of updating courses of study, student handbooks, and course descriptions.
9. Establishes guides for proper student conduct and for maintaining student discipline.
10. Supervises the school's teaching process.

**Section 300 – Administration**  
**Administrative Employees**  
**Administrator Duties**

**File: 303.05**

11. Initiates, designs, and implements programs to meet specific needs of the school.
12. Establishes and maintains favorable relationships with local community groups and individuals to foster understanding, and solicits support for overall school objectives and programs, to interpret school board policies and administrative directives, and to discuss and resolve individual student problems. Serves as the public relations director within his or her building.
13. Is in charge of setting up parent-teacher conferences and in issuing reports of student progress.
14. Maintains a record of all discipline cases.
15. Orients newly assigned staff members and assists in their development, as appropriate.
16. Coordinates and supervises such support services as maintenance, security, food services, recreational programs, financial and accounting functions, library activities, etc., as applicable to the building site.
17. Builds a master schedule for the building and is responsible for the scheduling of the students assigned to his or her building.
18. Evaluate certified and classified personnel.
19. Must be able to deal with stressful situations.
20. Minimum educational preparation requirements.
  - A. Hold a Nebraska Administrative Certificate and an endorsement in the area of assignment, or equivalent.
21. Maintaining confidentiality of sensitive information related to staff, students, and parents;
22. Maintaining a cordial and cooperative working relationship with all personnel, students, patrons, and vendors.
23. Facilitating Medicaid eligibility determination.
24. Assisting with transportation related activities in support of Medicaid covered services.
25. Translation related to Medicaid services.

Section 300 – Administration  
Administrative Employees  
Administrator Duties

File: 303.05

26. Program planning, policy development, and interagency coordination related to Medicaid services.

27. Medicaid related training.

28. Referral, coordination and monitoring of Medicaid services

47-29. \_\_\_\_\_ Shall perform such other tasks and duties as may be assigned.

This list of duties shall not act to limit the board's authority and responsibility over the position of the administrators. In executing these duties and others the board may delegate, the administrators shall consider the school district's financial condition as well as the needs of the students in the school district.

Cross Reference: 301 Administrative Structure

Section 400 – Personnel

Employees and Internal Relations

Recognition for Service of Employees and Others

File: 402.09

The board recognizes and appreciates service given to the district. Employees, board members, volunteers or others associated with the operations of the district may be honored by the board, administration and staff in an appropriate manner by the awarding of plaques, certificates of achievement, or items of value.

If the form of recognition thought appropriate by the administration and employees involves unusual expense to the school district, the superintendent shall seek prior approval from the board. Any expenditure for recognition of service shall be limited to \$100 per individual per occasion.

The district may authorize, upon a majority vote of the entire board, one recognition dinner each year for elected and appointed officials, employees, or volunteers of the district. In the event that a recognition dinner is authorized by board action, whether for elected and appointed officials, employees, or volunteers jointly or separately, the maximum cost which may be authorized by the board for such dinners shall not exceed ~~\$25~~\$50 per elected or appointed official, employee, or volunteer in attendance.

Legal Reference: Neb. Statute 13-2203

Cross Reference: 408 Certificated Employee Termination of Employment  
414 Support Staff Termination of Employment

Section 400 – Personnel  
Employees and Outside Relations  
Child Abuse Reporting

File: 403.02

The board of education directs the superintendent of schools or his or her designee to develop administrative procedures to advise all school employees, including coaches and volunteers participating in interstate amateur athletic competitions, staff members of their responsibilities and procedures to be followed as described by statutes relating to child abuse.

Abuse or neglect shall mean knowingly, intentionally, or negligently causing or permitting a minor child or an incompetent or disabled person to be:

1. Placed in a situation that endangers his or her life or physical or mental health;
2. Cruelly confined or cruelly punished;
3. Deprived of necessary food, clothing, shelter or care;
4. Left unattended in a motor vehicle, if such minor child is six or younger;
5. Sexually abused;
6. Sexually exploited by allowing, encouraging, or forcing such person to solicit for or engage in prostitution, public indecency, or obscene or pornographic photography films or depictions.

All school employees shall report within forty eight (48) hours, a 24-hour period to the building principal or superintendent of schools and to the county attorney, any instance where they have reasonable cause to believe or suspect that a child has been subjected to abuse, or instance where they observe a child being subjected to conditions or circumstances which reasonably would result in abuse. These incidents will be documented and kept on file.

In cases of investigating of child abuse reports, the decisions as to informing parents or guardians lies in the hands of the investigating authorities.

Legal Reference: Neb. Statute 28-711  
34 U.S.C. § 20341

Cross Reference: 403.03 Abuse of Students by School District Employees  
504.17 Questioning of Students by Outside Agencies  
508 Student Health and Well Being

Section 400 – Personnel  
Employee Health and Well-Being  
Harassment by Employees

File: 404.06

Harassment of employees, students, volunteers or visitors will not be tolerated in the school district. School district includes school district facilities, school district property, or property within the jurisdiction of the school district; while on school-owned or school-operated transportation; while attending or engaged in school activities; and while away from school grounds if the misconduct directly affects the good order, efficient management and welfare of the district.

Harassment includes, but is not limited to, ~~racial, religious, race, religion,~~ national or ethnic origin, color, marital status, disability, sex, veteran status, age, pregnancy, childbirth or related medical condition, or prohibited status, ~~and sexual harassment.~~ Harassment by board members, administrators, employees, parents, vendors, and others doing business with the school district is prohibited. Employees whose behavior is alleged to be in violation of this policy will be subject to the investigation procedure which may result in discipline, up to and including, discharge or other appropriate action. Other individuals whose behavior is alleged to be in violation of this policy will be subject to appropriate sanctions as determined and imposed by the superintendent or board.

Sexual harassment shall include, but not be limited to, unwelcome sexual advances, requests for sexual favors, and other verbal or physical conduct of a sexual nature when:

- submission to such conduct is made either explicitly or implicitly a term or condition of an individual's employment, education, or participation in school programs or activities;
- submission to or rejection of such conduct by an individual is used as the basis for decisions affecting such individual's employment or education; or
- such conduct has the purpose or effect of unreasonably interfering with an individual's work or educational performance or creating an intimidating, hostile, or offensive working or learning environment

Sexual harassment as set out above, may include, but is not limited to the following:

- verbal or written harassment or abuse, or unwelcome communication implying sexual motives or intentions;
- pressure for sexual activity; repeated remarks to a person with sexual or demeaning implications;
- unwelcome touching;
- unwelcome and offensive public sexual display of affection;
- suggesting or demanding sexual involvement, accompanied by implied or explicit threats concerning one's job, promotions, recommendations, etc.

Section 400 – Personnel  
Employee Health and Well-Being  
Harassment by Employees

File: 404.06

Harassment on the basis of race, ~~creed, color,~~ religion, national or ethnic origin, color, marital status, or disability, sex, veteran status, age, pregnancy, childbirth or related medical condition, or other prohibited status ~~disability~~ means conduct of a verbal or physical nature that is designed to embarrass, distress, agitate, disturb or trouble individuals when:

- submission to such conduct is made either explicitly or implicitly a term or condition of a student's education or of an individual's participation in school programs, activities or employment;
- submission to or rejection of such conduct by an individual is used as the basis for decisions affecting the individual; or
- such conduct has the purpose or effect of unreasonably interfering with an individual's performance or
- creating an intimidating, offensive or hostile learning or work environment

Harassment as set forth above may include, but is not limited to the following:

- verbal, physical or written harassment or abuse;
- repeated remarks of a demeaning nature;
- implied or explicit threats concerning one's grades, achievements, etc.;
- demeaning jokes, stories, or activities directed at an individual

Employees, students, volunteers or visitors who believe they have suffered harassment shall report such matters to the investigator for harassment complaints. However, claims regarding harassment may also be reported to the alternate investigator for harassment complaints.

Upon receiving a complaint, the investigator shall confer with the complainant to obtain an understanding and a statement of the facts. It shall be the responsibility of the investigator to promptly and reasonably investigate claims of harassment and to pass the findings on to the superintendent who shall complete such further investigation as deemed necessary and take such final action as appropriate. It is the intention of the district to complete its investigation within ten (10) working days after receiving a complaint unless extenuating circumstances such as unavailability of a witness or needing additional time because of the complexity of the investigation or the need to involve outside experts. The extended timeframe for investigation due to extenuating circumstances shall not exceed ten (10) days without the consent of the complainant, unless the alleged victim agrees to a longer time limit. Information regarding an investigation of harassment shall be confidential to the extent possible, and those individuals who are involved in the investigation shall not discuss information regarding the complaint outside the investigation process.

**Section 400 – Personnel**  
**Employee Health and Well-Being**  
**Harassment by Employees**

**File: 404.06**

No one shall retaliate against an employee or student because they have filed a harassment complaint, assisted or participated in a harassment investigation, proceeding, or hearing regarding a harassment charge or because they have opposed language or conduct that violates this policy. This policy should be used when an employee is the alleged harasser or the alleged victim. It is strongly recommended the investigator and alternate investigator be of opposite sexes.

It shall also be the responsibility of the superintendent, in conjunction with the investigator and principals, to develop administrative rules regarding this policy. The superintendent or superintendent's designee shall also be responsible for organizing training programs to educate employees, students and others involved with the school district about harassment and the school district's policy prohibiting harassment. The training shall include how to recognize harassment and what to do in case an individual is harassed. The employee training will be documented in personnel files to ensure a record of training for each employee.

Legal Reference: 42 U.S.C. §§ 2000e et seq. (1994).  
29 C.F.R. Pt. 1604.11 (1996).

Cross Reference: 103 Equal Educational Opportunity  
402.01 Equal Opportunity Employment  
402.05 Employee Grievances  
403.03 Abuse of Students by School District Employees  
405 Employee Conduct and Appearance  
504.18 Harassment By Students  
505 Student Discipline

Section 500 – Students  
Student Attendance

Married Students or Students with Children

File: 503.08

Married students residing in the district are considered to be of legal age and shall have the same educational opportunities as unmarried students.

The district encourages married students and students with children to complete requirements for graduation and to participate in school activities. The district prohibits any discrimination on the basis of sex, marital status or the condition of being a parent and provides relief for those who are aggrieved under its non-discrimination policies.

Legal Reference:               Neb. Statute 43-2101  
  79-2,149 to 79-2,152  
  79-2,114 to 79-2,124  
  20 U.S.C. §1681 et seq.  
  34 C.F.R. §106.40

Cross Reference:               102     Educational Philosophy of the District  
  404.06 Harassment by Employees  
  501.00 Objectives for Equal Educational Opportunities for  
  Students  
  504.18 Harassment by Students

Section 500 – Students  
Student Rights and Responsibilities  
Regulated Electronic Devices

File: 504.12

Any prohibited items or devices brought to school or school events may be confiscated by district staff. Prohibited items will be turned over to the student's parents or guardian on request unless the object seized is dangerous, contrary to law, or has been turned over to legal authorities. ~~Students violating this policy shall be subject to the district's disciplinary rules.~~

Prohibited devices shall include any item which is sufficiently annoying, offensive, unpleasant, or obnoxious that it substantially interferes with or materially disrupts the educational process. Students shall be advised annually through the Student Handbook of items that are prohibited on school grounds or at school activities.

In addition to any prohibitions on electronic devices defined in the student handbook, students shall not use electronic devices for recording or transmitting photographs, images or sounds of other persons without direct administrative approval and consent of all person(s) being recorded, other than the recording of persons participating in school activities that are open to the public. Students shall not use electronic devices at any time where there is an expectation of privacy. Violations of this policy may result in disciplinary action, including, but not limited to, suspension and expulsion from school

Cross Reference:                    505     Student Discipline

Section 500 – Students  
Student Rights and Responsibilities  
Harassment by Students

File: 504.18

Harassment of students, staff or visitors by other students will not be tolerated in the school district. This policy is in effect while students are on school grounds, school district property, or on property within the jurisdiction of the school district; while on school-owned and/or school-operated transportation; while attending or engaged in school activities; and while away from school grounds if the misconduct directly affects the good order, efficient management and welfare of the school district.

Harassment ~~prohibited by the school district~~ includes, but is not limited to, ~~harassment on the basis of race, sex, creed, color, national origin,~~ religion, national or ethnic origin, color, marital status, ~~or~~ disability, sex, veteran status, age, pregnancy, childbirth or related medical condition, or other prohibited status. Harassment by board members, administrators, employees, parents, vendors, and others doing business with the school district is prohibited. Students whose behavior is found to be in violation of this policy will be subject to the investigation procedure which may result in discipline, up to and including, suspension and expulsion.

Sexual harassment means unwelcome sexual advances, requests for sexual favors and other verbal or physical conduct of a sexual nature when:

- submission to such conduct is made either explicitly or implicitly a term or condition of a student's education or of an individual's participation in school programs or activities;
- submission to or rejection of such conduct by a student is used as the basis for decisions affecting the student; or
- such conduct has the purpose or effect of unreasonably interfering with an individual's performance or creating an intimidating, offensive or hostile learning or work environment.

Sexual harassment as set out above, may include, but is not limited to the following:

- verbal or written harassment or abuse, or unwelcome communication implying sexual motives or intentions;
- pressure for sexual activity; repeated remarks to a person with sexual or demeaning implications;
- unwelcome touching;
- unwelcome and offensive public sexual display of affection;
- suggesting or demanding sexual involvement, accompanied by implied or explicit threats concerning one's grades, achievements, etc.

Harassment on the basis of race, ~~creed, color,~~ religion, national or ethnic origin, color, marital status, ~~or~~ disability, sex, veteran status, age, pregnancy, childbirth or related medical condition, or other prohibited status means conduct of a verbal or physical nature that is designed to embarrass, distress, agitate, disturb or trouble individuals when:

**Section 500 – Students**  
**Student Rights and Responsibilities**  
**Harassment by Students**

**File: 504.18**

- submission to such conduct is made either explicitly or implicitly a term or condition of a student's education or of an individual's participation in school programs or activities;
- submission to or rejection of such conduct by a student is used as the basis for decisions affecting the student; or
- such conduct has the purpose or effect of unreasonably interfering with an individual's performance or
- creating an intimidating, offensive or hostile learning or work environment.

Harassment as set forth above may include, but is not limited to the following:

- verbal, physical or written harassment or abuse;
- repeated remarks of a demeaning nature;
- implied or explicit threats concerning one's grades, achievements, etc.;
- demeaning jokes, stories, or activities directed at an individual.

The district will promptly and reasonably investigate allegations of harassment. The building principal will be responsible for handling all complaints by students alleging harassment.

Upon receiving a complaint, the investigator shall confer with the complainant to obtain an understanding and a statement of the facts. It shall be the responsibility of the investigator to promptly and reasonably investigate claims of harassment and to pass the findings on to the superintendent who shall complete such further investigation as deemed necessary and take such final action as appropriate. It is the intention of the district to complete its investigation within ten (10) working days after receiving a complaint unless extenuating circumstances such as unavailability of a witness or needing additional time because of the complexity of the investigation or the need to involve outside experts. The extended timeframe for investigation due to extenuating circumstances shall not exceed ten (10) days without the consent of the complainant, unless the alleged victim agrees to a longer time limit. Information regarding an investigation of harassment shall be confidential to the extent possible, and those individuals who are involved in the investigation shall not discuss information regarding the complaint outside the investigation process.

Retaliation against an individual because the individual has filed a harassment complaint or assisted or participated in a harassment investigation or proceeding is also prohibited. A student who is found to have retaliated against an individual in violation of this policy will be subject to discipline, up to and including, suspension and expulsion.

It shall also be the responsibility of the superintendent, in conjunction with the investigator and principals, to develop administrative rules regarding this policy. These rules will be printed and distributed to students and parents in the student handbook. The

**Section 500 – Students**  
**Student Rights and Responsibilities**  
**Harassment by Students**

**File: 504.18**

superintendent shall also be responsible for organizing training programs for students and employees. The training shall include how to recognize harassment and what to do in case an individual is harassed. The employee training will be documented in personnel files to ensure a record of training for each employee.

Legal References:                   20 U.S.C. §§ 1221-1234i (1994)  
  20 U.S.C. § 1681 et seq.  
  29 U.S.C. § 794 (1994)  
  42 U.S.C. § 1983  
  42 U.S.C. §§ 2000d-2000d-7 (1994).  
  42 U.S.C. §§ 12101 et. seq. (1994).

Cross References:                 404.06 Harassment by Employees  
  505     Student Discipline  
  507     Student Records

## Section 500 – Students

### Student Discipline

#### Suspension & Expulsion of Students

File: 505.03

The authority to suspend for a "short term" and to propose an "extended term" suspension and/or expulsion is delegated to the principal or his or her designee. A short-term suspension shall mean the exclusion of a student from school attendance for a period not to exceed five school days. A long-term suspension means the exclusion of a student from school attendance for a period exceeding five school days but less than twenty school days.

The provisions of this section apply to all pupils enrolled in the school district. When considering possible courses of action for special education students in regard to alleged violations of school rules, policies, and regulations, procedural due process rights guaranteed under applicable Federal and State statutes are applicable. The school district is obligated to see that every special education student is provided an appropriate educational program without cost to the parent. Conversely, schools are not required to maintain pupils who are a danger to themselves or others in regular attendance centers.

Suspension from classes or school will not be carried out unless the student while subject to school authority:

1. uses violence, force, threat or intimidation in a manner causing substantial interference with school purposes; or
2. causes or attempts to cause substantial damage to school or private property or steals or attempts to steal school or private property of substantial value; or
3. causes or attempts to cause physical injury to another person except in self-defense; or threatens or intimidates any student for the purpose or intent of obtaining something of value from the student; or
4. possesses or transmits any firearm, knife, explosive or other dangerous object that is ordinarily considered a weapon; or
5. engages in the unlawful possession, selling, dispensing, or use of a controlled substance or an imitation controlled substance, as defined in section 28-401, a substance represented to be a controlled substance, or alcoholic liquor as defined in section 53-103 or being under the influence of a controlled substance or alcoholic liquor; or
6. commits public indecency as defined in Nebraska statute 28-806 if that student is at least twelve years of age but less than nineteen years of age; or
7. commits or attempts to commit sexual assault against any person if a complaint has been filed by a prosecutor alleging the incident as required in Nebraska statute 79-267.8; or
8. engages in bullying as defined in section 79-2,137; or
9. engages in any other illegal activity which constitutes a danger to other students or interferes with school purposes; or
10. repeatedly violates the policies, rules and standards of student conduct established by the district.

## Section 500 – Students

### Student Discipline

#### Suspension & Expulsion of Students

File: 505.03

A given suspension will be for a period of time not to exceed 5 school days. A student will be informed of the charges against him or her and, if the student denies them, an explanation of the evidence will be given and the student will be given an opportunity to refute the charges. No time delay is necessary between the time a pupil is notified of the charges and the time of the hearing before the principal.

Guidelines to insure that students are afforded due process during a suspension or proposed suspension from school will be developed. The procedural rules, regulations and guidelines will be approved by the Board of Education and made known to students, parents and school staff.

Administrative procedures complying with the Student Discipline Act shall also be in place to ensure due process to the student should the principal decide to administer a long-term suspension, expulsion, or mandatory reassignment.

Emergency Exclusion: Any student may be excluded from school in the following circumstances:

- 1) If the student has a dangerous communicable disease transmissible through normal school contacts and poses an imminent threat to the health or safety of the school community; or
- 2) If the student's conduct presents a clear threat to the physical safety of himself, herself, or others, or is so extremely disruptive as to make temporary removal necessary to preserve the rights of other students to pursue an education.

Such an emergency exclusion shall be based upon a clear factual situation warranting it and shall last not longer than is necessary to avoid the dangers described above.

If the emergency exclusion will be for five days or less, the procedures for a short-term suspension shall be followed. If the superintendent or his or her designee determines that such emergency exclusion shall extend beyond five days, a hearing will be held and a final determination made within ten school days after the initial date of exclusion. Such procedure shall substantially comply with the procedures set forth in state statutes 79-266 to 287 for a long-term suspension or expulsion and be modified only to the extent necessary to accomplish the hearing and determination within this shorter time period.

~~If a student's presence poses a continuing danger to persons or property or an ongoing threat of disruption to the academic process, an emergency exclusion may be invoked and the student may be immediately removed from school. However, notice and hearing should follow as soon as practical and not more than ten days following the initial exclusion.~~

The principal should make a reasonable effort to contact the parent(s) or guardian(s) of a suspended student by telephone or to communicate to them directly regarding the specific act(s) for which the suspension is ordered and the length of the suspension. If personal contact cannot be made then a notice will be mailed to parents within 24 hours

## Section 500 – Students

### Student Discipline

#### Suspension & Expulsion of Students

File: 505.03

stating the specific act(s) for which the suspension is ordered and the length of the suspension.

All records and documentation regarding suspension will be destroyed within three years of the student's continuous absence from school. No information regarding a suspension will be communicated to any person not directly involved in the disciplinary proceedings.

The right of appeal to the Board of Education in cases involving student suspension described in this policy does not extend to a suspension from a student extracurricular activities program or other disciplinary action affecting participation in an extracurricular activities program.

For the purposes of this policy and as defined in the Student Discipline Act, expulsion shall mean exclusion from attendance in all schools within the district for a period of time as defined in Nebraska statute 79-283.

Students may be expelled for violations of board policy, school rules or the law. It shall be within the discretion of the administrator to discipline a student by using an expulsion for a single offense or for a series of offenses depending on the nature of the offense and the circumstances surrounding the offense.

The superintendent will develop procedural rules, regulations and guidelines governing expulsions. These shall be approved by the Board of Education and made known to students, parents and school staff. The principal shall keep records of all expulsions.

All cases of expulsion shall be preceded by short-term suspension and its related procedures or by the condition of emergency exclusion which applies only when a student (a) has a dangerous communicable disease transmissible through normal school contacts and poses an immediate threat to the health and safety of the school community; or (b) exhibits conduct which presents a clear threat to the physical safety of himself/herself or others, or is so extremely disruptive as to make temporary removal necessary to preserve the rights of other students to pursue an education.

When a student is expelled, the student shall be provided with:

1. Notice of the standard of conduct allegedly violated, acts the student is alleged to have committed and a summary of the evidence to be presented against the student;
2. The penalty, if any, which the principal has recommended in the charge and any other penalty to which the student may be subject;
3. A statement that the student has a right to a hearing, upon request, on the specified charges;

## Section 500 – Students

### Student Discipline

#### Suspension & Expulsion of Students

File: 505.03

4. A description of the hearing procedures, along with procedures for appealing any decision rendered at the hearing;
5. A statement the principal, legal counsel for the school, the student, the student's parent or representative or guardian has the right:
  - A. to examine the student's academic and disciplinary records and any affidavits to be used at the hearing concerning the alleged misconduct and;
  - B. to know the identity of the witnesses to appear at the hearing and the substance of their testimony;
6. A form on which the student or the student's parent/guardian may request a hearing.

#### Violations of Law Relating to Suspensions or Expulsions

1. Student violations or suspected violations of Nebraska law will be reported to law enforcement as soon as possible. Conduct to be reported for law enforcement referral includes conduct that may constitute a felony, conduct which may constitute a threat to the safety or well-being of students or others in school programs and activities, and conduct that the legal system is better equipped to address than school officials. Student violations of school policy that are not apparent violations of law will be addressed by school administrators without reporting them to law enforcement. Administrators should consider the student's maturity, and known behavioral, emotional or mental disorders, if applicable. It will be the responsibility of the referring administrator to contact the student's parent that a referral to legal authorities has been or will be made, if applicable.

On or before August 1 the school board will annually review the reporting guidelines above with the County Attorney. These shall be distributed to all parents and guardians and their students at the beginning of each school year, or at the time of enrollment if during the school year. The guidelines shall also be posted conspicuously in each school during the school year.

2. Except in instances of suspected child abuse, when a principal or designee releases a minor student to a law enforcement officer for the purpose of removing the minor from the school premises, immediate steps shall be taken to notify the parent, guardian, or other relative having control of the minor about the minor's release to the officer and about the place to which the minor is reportedly being taken. In cases of suspected child abuse, the principal or designee will provide the law enforcement officer with the address and telephone number of the minor's parents or guardian.

Section 500 – Students

Student Discipline

Suspension & Expulsion of Students

File: 505.03

Supplemental to these procedures, a special education student must be provided with additional procedures. A determination should be made of whether the student is actually guilty of the misconduct. A staffing team should determine whether the student's behavior is caused by the student's disability and whether the conduct is the result of inappropriate placement. Discussions and conclusions of this meeting should be recorded.

If the special education student's conduct is not caused by the disability, the student may be expelled or suspended for a long-term period following written notice to the parent and pursuant to the school district's expulsion hearing procedures. If the misconduct is caused by the disability and a change in placement is recommended, the change must be made pursuant to the placement procedures used by the school district.

Legal Reference:

Neb. Statute 79-254 et seq. (Student Discipline Act)  
20 U.S.C. §§ 1400 et seq. (Individuals with Disabilities Education Act)  
34 C.F.R. §§ 104.1 et seq.  
34 C.F.R. §§ 300 et seq.  
Goss v. Lopez, 419 U.S. 565 (1975).  
Wood v. Strickland, 420 U.S. 308 (1975)

Cross Reference:

504 Student Rights and Responsibilities.01 Student Due Process Rights  
505 Student Discipline

Section 600 – Instruction  
Curriculum Development  
Curriculum Development

File: 603.01

Curriculum development shall be an ongoing process in the school district. Each curriculum area shall be reviewed and revised when necessary according to the timelines set out by the superintendent. These timelines will provide for periodic review of each curriculum area.

The superintendent shall be responsible for curriculum development and for determining the most effective way of conducting research of the school district's curriculum needs and a long-range curriculum development program. In making recommendations to the board, the superintendent shall propose a curriculum that will:

- fulfill the philosophy of the school district;
- reflect the educational and operational needs assessment of the school district;
- articulate courses of study from kindergarten through grade twelve;
- identify minimum objectives for each course and, at the elementary level, for each grade;
- provide for the evaluation of the procedures and methods for attaining the objectives;
- provide for objective monitoring of a student's progress;
- provide for the needs of vocational and college bound students;
- include, if feasible, the course offerings requested by the students;
- provide measurable quality academic content standards ~~by the dates specified in Part 004 of Rule 10~~ that are the same as, equal to or more rigorous than the adopted state standards of the Nebraska Department of Education within one year.

The above mentioned standards include the English Language Arts Standards ~~(2014)~~, Mathematics Standards ~~(2015)~~, Science Standards ~~(2010)~~ and Social Studies Standards ~~(2012)~~ as approved by NDE. Unless other action is taken, the Board of Education adopts the standards of the State Board as such standards are subsequently adopted or amended by the State Board.

It shall be the responsibility of the superintendent to keep the board apprised of necessary curriculum changes and revisions and, if needed, to develop administrative regulations for curriculum development and recommendations to the board.

Legal Reference: NDE Rule 10  
20 U.S.C. § 1232h (1994).  
34 C.F.R. Pt. 98 (1996).

Cross Reference: 102 Educational Philosophy of the District  
104 Educational and Operational Planning  
604 Instructional Curriculum  
606 Instructional Materials

**Section 600 – Instruction**  
**Instructional Curriculum**  
**Reading Instruction and Improvement**

**File: 604.14**

The district will facilitate reading instruction and intervention services to address student reading needs, including, but not limited to, dyslexia, and ensure all teachers for kindergarten through grade three will be effective reading teachers as evidenced by (a) evaluations based on classroom observations and student improvement on reading assessments or (b) specialized training in reading improvement. Each student and his or her parents or guardians will be informed of the student's reading progress; and it is the district's intent that each student be able to read at or above grade level by third grade.

For school year 2019-20 and each following school year, the district shall administer an approved reading assessment three times during the school year to all students in kindergarten through grade three, except for any student receiving specialized instruction for limited English proficiency who has been receiving such instruction for less than two years, any student receiving special education services for whom such assessment would conflict with the individualized education plan, and any student receiving services under a plan according to the requirements of section 504 of the federal Rehabilitation Act of 1973 or Title II of the Americans with Disabilities Act for whom such assessment would conflict with that section 504 or Title II plan. The first administration of such assessment for each such school year shall occur within the first thirty days of the school year.

Any student in kindergarten, grade one, grade two, or grade three shall be identified as having a reading deficiency if the student performs below the threshold level determined according to the Reading Improvement Act on an approved reading assessment. A student who is identified as having a reading deficiency shall remain identified as having a reading deficiency until the student performs at or above the threshold level on an approved reading assessment. Nothing in the Nebraska Reading Improvement Act shall prohibit a school district from identifying any other student as having a reading deficiency.

The district shall provide a supplemental reading intervention program for the purpose of ensuring that students can read at or above grade level at the end of third grade. The district may work with a reading specialist at the State Department of Education, with educational service units, with learning communities, or through interlocal agreements to develop and provide such supplemental reading intervention programs. Each supplemental reading intervention program shall:

- a. Be provided to any student identified as having a reading deficiency;
- b. Be implemented during regular school hours in addition to regularly scheduled reading instruction unless otherwise agreed to by a parent or guardian; and
- c. Make available a summer reading program each summer for any student who has been enrolled in grade one or higher and is identified as continuing to have a reading deficiency at the conclusion of the school year preceding such summer reading

**Section 600 – Instruction**  
**Instructional Curriculum**  
**Reading Instruction and Improvement**

**File: 604.14**

program. Such summer reading program may be held in conjunction with existing summer programs in the school district or in a community reading program not affiliated with the school district or may be offered online.

The supplemental reading intervention program may also include:

- a. Reading intervention techniques that are based on scientific research
- b. and best practices;
- c. Diagnostic assessments to frequently monitor student progress throughout the school year and adjust instruction accordingly;
- d. Intensive intervention using strategies selected from the following list to match the weaknesses identified in the diagnostic assessment:
  - i. Development in phonemic awareness, phonics, fluency, vocabulary, and reading comprehension;
  - ii. Explicit and systematic instruction with detailed explanations, extensive opportunities for guided practice, and opportunities for error corrections and feedback; or
  - iii. Daily targeted individual or small-group reading intervention based on student needs as determined by diagnostic assessment data subject to planned extracurricular school activities;
- e. Strategies and resources to assist with reading skills at home, including parent-training workshops and suggestions for parent-guided home reading; or
- f. Access to before-school or after-school supplemental reading intervention with a teacher or tutor who has specialized training in reading intervention.

The school of any student who is identified as having a reading deficiency shall notify such student's parents or guardians either in writing or by electronic communication no later than fifteen working days after the identification of the reading deficiency that the student has been identified as having a reading deficiency and that an individual reading improvement plan will be established and shared with the parents or guardians.

Any student who is identified as having a reading deficiency shall receive an individual reading improvement plan no later than thirty days after the identification of such reading deficiency. The reading improvement plan may be created by the teacher, the principal, other appropriate school personnel, and the parents or guardians of the student and shall describe the reading intervention services the student will receive through the supplemental reading intervention program as described above to remedy such reading deficiency. Each such student shall receive reading intervention services through the supplemental reading intervention program as described above until the student is no longer identified as having a reading deficiency.

## Section 700 – Business Operation

### ESSA Non-Regulatory Business Requirements

File: 716.00

In accordance with the Every Student Succeeds Act (ESSA) and other federal programs, the District will conform to the procedures stated here.

1. Supplement not Supplant  
The District may use Title I funds only to supplement and, to the extent practical, increase the level of funds that would, in the absence of Title I funds, be made available from non-Federal sources for the education of students participating in Title I programs. In no case may Title I funds be used to supplant--i.e., take the place of--funds from non-Federal sources.
2. Maintenance of Effort  
The District shall maintain its fiscal effort related to ESSA programs at 90 percent of prior funding in compliance with the requirements of federal law.
3. Equitable Allocation  
Federal funds shall be used in a manner to ensure equitable allocation of resources. Staff assignments, curriculum materials, and instructional supplies shall be distributed to the schools so as to ensure equivalence of personnel and materials among them in compliance with the requirements of federal law.
4. Resources  
The procurement of resources, including contracts and purchase or service agreements, related to ESSA programs shall be in accordance with the District's written procedures for purchasing and contracting. Purchase orders and invoices shall indicate an appropriate record of expenditures. All equipment purchased with federal funds, including those used in nonpublic and other facilities, shall be appropriately identified, inventoried, and when no longer useful to the program, properly disposed. Resources that have been funded by Title I and IDEA, such as staff, materials and equipment, shall be used only for children participating in the program.
5. Maintenance of Records  
All federal program records shall be kept for at least 5 years after the start date of the project.
6. Standards and Expectations  
Students receiving services under Title I will be held to the same standards and expectations as all other students.
7. Identification of Eligible Children  
The Superintendent and the designees shall implement an appropriate process to identify children eligible for services provided under federal programs.

## Section 700 – Business Operation

### ESSA Non-Regulatory Business Requirements

File: 716.00

#### 8. Coordination of Services

Title I and IDEA services shall be coordinated and integrated with the regular classroom, with other agencies providing services and with other federal, state and local programs.

#### 9. Assessments

Students receiving services in Title I are assessed with the regular population without accommodations.

#### 10. Parents Right to Know

At the beginning of each school year, if the District receives Title I funding, the District shall notify the parents of each student attending any school receiving Title I funds that the parents may request the District to provide, in a timely manner, information regarding the professional qualifications of the student's classroom teachers, including at a minimum, the following:

- A. Whether the student's teacher-
  - i. has met State qualification and licensing criteria for the grade levels and subject areas in which the teacher provides instruction;
  - ii. is teaching under emergency or other provisional status through which State qualification or licensing criteria have been waived; and
  - iii. is teaching in the field of discipline of the certification of the teacher.
- B. Whether the child is provided services by paraprofessionals and, if so, their qualifications.

#### 11. Testing Transparency

At the beginning of each school year, if the District receives Title I funding, the District shall notify the parents of each student attending any school receiving Title I funds that the parents may request the District to provide, in a timely manner, information regarding any State or District policy regarding student participation in any State or District assessments, including the District's policy or procedure on the parental right to opt the child out of such assessment(s) where applicable. The District shall make widely available through public means (including by posting in a clear and easily accessible manner on the District's website) information on each State or District assessment, including:

- A. the subject matter assessed;
- B. the purpose for which the assessment is designed and used;
- C. the source of the requirement for the assessment;
- D. the amount of time students will spend taking the assessment, and the schedule for the assessment; and
- E. the time and format for disseminating results.

## Section 700 – Business Operation

### ESSA Non-Regulatory Business Requirements

File: 716.00

#### 12. Parental Participation in Language Instruction Programs

At the beginning of each school year, if the District receives Title I funding, the District will implement an effective means of outreach to parents of English learners to inform the parents regarding how the parents can-

- A. be involved in the education of their children; and
- B. be active participants in assisting their children to-
  - i. attain English proficiency;
  - ii. achieve at high levels within a well-rounded education; and
  - iii. meet the challenging State academic standards expected of all students.

The District will also inform parents of any English learner identified student of opportunities to participate in various school programs such as hearing and responding to parents' recommendations, to comply with ESSA.

#### 13. Suspension and Debarment

The District will follow the provisions of Policy 706.07 Suspension and Debarment in all applicable programs using federal funds.

#### 14. Authority to Sign Applications

The Superintendent or Superintendent's Designee is authorized to sign applications for ESSA formula grants on behalf of the District. The Superintendent shall follow Board policies in determining whether acceptance of such grant funds is appropriate to the District.

#### 15. Compliance with Federal Programs

The Superintendent shall be responsible for District staff to take appropriate action as required by law for the District to maintain compliance with ESSA and specific grant programs under ESSA in which the District participates.

**Section 800 – Support Services**  
**School Food Services**  
**School Food Procurement**

**File: 802.07**

The following procurement policy statement shall govern all purchasing activities that relate to any aspect of the National School Lunch and Breakfast Programs. This statement is meant to provide guidance to our personnel and vendors on acceptable and / or required procurement practices. Our goal is to fully implement all required and recommended procurement rules, regulations and policies set forth in 2 CFR 200, 7 CFR parts 210, 3016 and by the State Agency.

Procurement Policy

The purchasing procedure to be followed shall be determined by the anticipated total annual expenditure on items related to the food service program:

- When the annual total for food service program related items is less than ~~\$250,000~~ ~~\$150,000~~ per year (per procurement event or in aggregate purchases) this District will follow the informal Small Purchase Procedure.
- When the annual total for food service program related items is greater than ~~\$250,000~~ ~~\$150,000~~ per year (per procurement event or in aggregate purchases) this District will follow the Formal Competitive Solicitation Procedures.

Micro-Purchase Procedures

Micro-Purchases may be used for a single purchase under ~~\$3,500~~ \$10,000 made with a vendor [2 CFR 200.320(a)].

Prices will be reviewed for reasonableness [2 CFR 200.320(a)].

Purchases will be spread equitably among all qualified sources [2 CFR 200.320(a)].

Small Purchase Procedures

For purchases made below the small purchase threshold, a Small Purchase Procedures will be utilized to purchase necessary goods and services. When Small Purchase Procedures are used, this District will take the following steps:

- 1) Contact a minimum of three potential vendors
- 2) Document each vendor's quoted price
- 3) Select the company that provides the lowest, most responsive, and responsible bid
- 4) Inform all bidding companies in writing of the final decision made by the sponsor
- 5) Write contract for meal service between the sponsor and the winning bidder.

Formal Competitive Solicitation Procedures

For purchases made in excess of the small purchase threshold, a Formal Competitive Solicitation will be conducted. When Formal Competitive Solicitation Procedures are used, this District will take the following steps:

- 1) Prepare an IFB or RFP document specifically addressing the items to be procured
  - a. Include detailed specifications
  - b. Ensure price will be most heavily weighted
- 2) Publicly announce and advertise the bid/proposal at least 30 calendar days prior to bid opening
  - a. Announcements will include the date, time and location in which bids will be opened

**Section 800 – Support Services**  
**School Food Services**  
**School Food Procurement**

**File: 802.07**

- 3) Determine the most responsive and responsible bid/proposal by using the selection criteria set forth in the bid/proposal document
  - a. Responsive bidders will be those whose bid/proposal conform to all of the terms, conditions and requirements of the IFB/RFP
- 4) Award the contract
  - a. To the most responsive and responsible bidder based on the criteria set forth in the IFB/RFP
  - b. At least two weeks before program operations begin
  - c. If a protest is received, it must be handled in accordance with 7 CFR 210.21
- 5) Retain all records pertaining to the formal competitive bid process for a period of five years plus the current year

This District incorporates the following elements into the Procurement Policy Statement, as required by 2 CFR 200 and 7 CFR parts 210.

- A. Competition: We shall demonstrate our goods and services are procured in an openly competitive manner. Competition will not be unreasonably restricted. [7 CFR 210.21(c)(1)] [2 CFR Part 200.319(a)(1-7)]
- B. Comparability: We recognize for true competition to take place, we must maintain reasonable product specifications to adequately describe the products to be purchased and the volume of planned purchases based upon pre-planned menu cycles. 2 CFR 200.319(a)(6)
- C. Documentation: We shall maintain for the current year and the preceding three years all menus, production records, invitations to bid, bid results, bid tabulations or any other significant materials that will serve to document our policies and procedures. [2 CFR 200.318(i)]
- D. Code of Conduct: This program shall be governed by the attached Code of Conduct and it shall apply to all personnel, employees, directors, agents, officers, volunteers or any person(s) acting in any capacity concerning the food service procurement program. [2 CFR 200.318(c)(1)]
- E. Procurement Review Process: This procurement plan shall receive an internal program review on an annual basis by a staff person who is not associated with food service procurement process. This review shall be summarized in written form and kept with the other required program documentation.
- F. Contract Administration: Purchases shall be checked or verified by designated staff to assure that all goods and services are received and prices verified. All invoices and receipts shall be signed, dated, and maintained in the documentation file. [2 CFR Part 200.318(b)]

**Section 800 – Support Services**  
**School Food Services**  
**School Food Procurement**

**File: 802.07**

G. General Requirements:

- Small, minority and women's businesses enterprises and labor surplus firms are used when possible. [2 CFR 200.321]
- Ensure compliance with Buy American Provision. [7 CFR 210.21(d)]
- A cost or price analysis in connection with every procurement action in excess of the Simplified Acquisition Threshold including contract modifications. [2 CFR 200.323(a)]
- Documented Procurement Procedures and activities will be maintained. [2 CFR 200.318(a)]

H. Duties of Food Service Supervisor:

1. To work with staff and clients in developing acceptable menus for breakfast and lunch.
2. To compile market orders or requisitions for purchases which accurately reflect the total quantities of required foods to be ordered per (day, week or month).
3. To place and confirm orders with vendors, or make plans to purchase the required items.
4. To keep program menus up to date by testing and using new products and seeking feedback from staff and clients.
5. To send out bid quotation forms to vendors who have expressed an interest in doing business with the sponsor.
6. To make procurement awards based on the lowest and best vendor's response as determined by quality, availability, service and price.
7. To work with vendors on a fair and equal basis.
8. To develop a list of acceptable brands. (multiple Brands per bid item when possible)
9. To conduct an in-house procurement review once per year

**School Food Authority Code of Conduct**

The District seeks to conduct all procurement procedures in compliance with state and federal regulations and to prohibit conflicts of interest with employees engaged in the selection, award and administration of contracts.

No employee, officer, or agent of the District may participate in the selection, award, or administration of a contract supported by Federal, State, or local funds if he or she has a real or apparent conflict of interest. Such a conflict of interest would arise when the employee, officer, or agent, any member of his or her immediate family, his or her partner, or an organization which employs or is about to employ any of the parties indicated herein, has a financial or other interest in or a tangible personal benefit from a firm considered for a contract.

No officer, employee, or agent of the District may solicit or accept gratuities, favors, or anything of monetary value from contractors or parties to subcontracts.

Section 800 – Support Services  
School Food Services  
School Food Procurement

File: 802.07

Officers, employees, or agents of the District who violate this policy shall be subject to appropriate disciplinary actions.

Legal Reference:       2 CFR 200 Uniform Admin. Reqrmts, Cost Principles,  
                                  and Audit Reqrmts for Federal Awards  
                                  7 CFR 210 National School Lunch Program  
                                  2 CFR 200.317-326 Super Circular  
                                  7 CFR 210.21 NSLP Procurement  
                                  7 CFR 220.16 Breakfast Program  
                                  7 CFR 225 Summer Food Service Program  
                                  7 CFR 3016—Uniform Admin. Reqrmts For Grants And  
                                  Coop. Agreements To State And Local Govmnts

## Section 1000 – Community/Educational Agency Relations

### Public Participation in the School District

#### Title I Parent and Family Member Engagement

File: 1005.02

The district commits to meeting all requirements of the No Child Left Behind Act of 2001 including Every Student Succeeds Act (ESSA) amendments as they apply to all Title 1 programs conducted within the District. For the purpose of this policy “parents and family members” means “parents and persons in a parental relation to the student.” This Policy will be distributed to all parents annually, in a language that parents can understand.

The written District parent and family engagement policy has been developed jointly with, updated periodically and distributed to parents and family members of participating children and the local community in an understandable and uniform format. This policy agreed on by such parents describes the means for carrying out the requirements as listed below.

1. Parents and family members of all students are welcomed and encouraged to become involved with their child’s school and education; this includes parents and family members that have limited English proficiency, limited literacy, are economically disadvantaged, have disabilities, racial or ethnic minority background or are migratory children. Information related to school and parent programs, meetings, school reports and other activities are sent to the parents of participating children in a format, and to the extent practicable, in a language the parents can understand.
2. Parents are involved in the planning, review, evaluation and improvement of the Title I program, Parent and Family Engagement Policy and the School-Parent Compact at an annual parent meeting scheduled at a convenient time. This would include the planning and implementation of effective parent and family involvement activities.
3. Conduct, with meaningful parent and family involvement, an annual evaluation of the content and effectiveness of the Parent and Family Engagement Policy. Use the evaluation findings to design evidence-based strategies for more effective parental involvement, and to revise the Parent and Family Engagement Policy.
4. Opportunities are provided for parents and family members to participate in decisions related to the education of their child/children. The school and local educational agency shall provide other reasonable support for parental involvement activities.
5. Parents of participating children will be provided timely information about programs under this part, a description and explanation of the curriculum in use, the forms of academic assessment used to measure student progress and the achievement levels of the challenging State academic standards. The school will provide assistance, opportunities, and/or materials and training to help parents work with their children to improve their children’s academic achievement in a format, and when feasible, in a language the parents and family members can understand.

Section 1000 – Community/Educational Agency Relations

Public Participation in the School District

Title I Parent and Family Member Engagement

File: 1005.02

6. Educate teachers, specialized instructional support personnel, principals, and other school leaders, with the assistance of parents in the value and utility of contributions of parents, how to reach out to, communicate with and work with parents as equal partners.

7. Coordinate and integrate parental involvement programs and activities with other Federal, State and local programs, including preschool programs that encourage and support parents in more fully participating in the education of their children.

~~The district commits to meeting all requirements of the No Child Left Behind Act of 2001 including Every Student Succeeds Act (ESSA) amendments as they apply to all Title 1 programs conducted within the District. For the purpose of this policy "parents and family members" means "parents and persons in a parental relation to the student." This Policy will be distributed to all parents annually, in a language that parents can understand.~~

~~The District recognizes the unique needs of students who are being served through the Title 1 Program and stresses the importance of parent and family member involvement in the academic success of their children. Opportunities will be provided for parent and family member involvement in their child's education in the following manner:~~

- ~~1. Parents and family members will be involved in the planning, review, development and approval of the Parent and Family Member Engagement Policy through at least one annual meeting held at a convenient time during the first semester.~~
- ~~2. The District will strive to build the capacity for strong engagement of the school, parents and family members by developing School/Parent Compacts to strengthen communication between the home and school:
  - ~~• By providing annual meetings in Title 1 buildings to explain Title 1 to parents and family members;~~
  - ~~• By training parents and family members in how to help their children at home;~~
  - ~~• By sharing district standards, benchmarks, and assessments to parents and family members and explaining to them how to help monitor the progress of their children; and~~
  - ~~• By providing parent and family member resource centers at each site.~~~~
- ~~3. Parents and family members will be provided timely information regarding the District's curriculum, academic assessments used, and proficiency levels expected of all students through the student handbook, parent/teacher conferences, report cards and progress reports along with other communications opportunities.~~
- ~~4. Parents and family members will be provided opportunities to participate, as appropriate, in decisions relating to the education of their children regarding such~~

## Section 1000 – Community/Educational Agency Relations

### Public Participation in the School District

#### Title I Parent and Family Member Engagement

File: 1005.02

~~matters as curriculum, assessments and student performance standards through the School Improvement Plan, Title 1 reviews and plans, and other means as available.~~

- ~~5. The District will coordinate and integrate parent and family member engagement programs and activities with other community programs such as Head Start, Reading First, Title III and Migrant programs, public libraries, public preschools, instructional support services and other federal, state and local programs.~~
- ~~6. Parents and family members will be provided assistance, opportunities, and/or materials to build their capacity for strong parent and family member engagement and help them understand the topics relating to their child's academic achievement. This will be done in a language they can understand including participation of parents and family members with limited English proficiency, parents and family members with disabilities, and parents and family members of migratory children.~~
- ~~7. The District will conduct an annual evaluation by written survey, telephone survey, or in person, of the content and effectiveness of the Title 1 Parent and Family Member Engagement Policy and its procedural elements. The survey will be used by the District to guide implementation of the Title 1 program, to determine if needs are being met, and reduce barriers to participation.~~

Legal Reference:      Neb. Statute 79-530 to 533  
                                 Title 92, Chapter 51, Nebraska Administrative Code  
                                 No Child Left Behind, Title 1, Sec. 1118, P.L. 107-110  
                                 Every Student Succeeds Act (ESSA)

# O'Neill Public Schools

## Option Enrollment Report

September, 2018

### Option In

Date	Student	Resident District	Optioning In To:	Grade Level	School Year
------	---------	-------------------	------------------	-------------	-------------

### Option Out

Date	Student	Resident District	Optioning Out To:	Grade Level	School Year
9/11/2018	Summers, Keara	O'Neill	Nebraska Unified	9	2018-19
9/11/2018	Summers, Marcell	O'Neill	Nebraska Unified	6	2018-19

### Cancelling Option

Date	Student	Resident District	Option District	Current Grade Level	Reason
9/1/2018	Jocheim, Lilia	Ewing	O'Neill	8	Moved
9/1/2018	Jocheim, Lexi	Ewing	O'Neill	5	Moved
9/1/2018	Jocheim, Brooklyn	Ewing	O'Neill	6	Moved

# O'NEILL PUBLIC SCHOOLS

Vision Statement  
**Dream, Believe, Achieve**  
**Empowering Today's Students to be Tomorrow's Leaders**

The  
O'Neill  
Way

**Dedication**  
**Dignity**  
**Respect**  
**Class**  
**Courage**  
**Honor**  
**Excellence**  
**Pride**

October 9, 2018

Hello! I just got back from spending two days with our school improvement team in Kearney. We attended sessions and spent time working together to prepare for our Advanc-ed continuous improvement process visit in February. We plan to present to the board at the January board meeting as a "trial run". The visit is scheduled for February 25<sup>th</sup> and 26<sup>th</sup>. The board is invited to take part in the visit, as the team will likely want to visit with board members while they are here. One item they will want to know is if the board is aware of our vision and mission. Both are on each board letter I write, and are also on the walls of the board room. These two items guide many of the decisions that we make as administrators and that you make as board members.

Employees with Dana Cole will be on hand tomorrow to complete our annual audit. This takes a tremendous amount of organizing by the women in my office, and I am truly grateful for each of them and what they do to make our district run smoothly.

Paul Greiger with DA Davidson is working with Mutual of Omaha to lock in the interest rate for the fourth lease purchase agreement for the Jr. Sr. High School project. I hope to have an idea of the interest rate by Monday.

We have been working with our school attorney concerning a staff member that has been on administrative leave since October 3<sup>rd</sup>. We hope to have a resolution by Monday.

Ellen, Amy and I traveled to Norfolk for the NASB area membership meeting last week. Good information was shared and the food was yummy as always! Amy and I will be attending the state conference in LaVista in November as well.

We have a board work session/retreat scheduled for Monday at 4:00 pm in the board room. We will cover a lot of ground on a number of items. We will break for supper at 6:00. It will be provided by Lunchtime Solutions, and we will eat at the High School. This will give everyone the opportunity to check out the work being done on the project as well.

Looking forward to seeing everyone on Monday at 4:00 for our work session!

*The Mission of the O'Neill Public Schools is to provide engaging learning experiences in a safe and respectful environment where all students are expected to develop the skills and knowledge necessary to be independent, collaborative, and productive citizens of an ever-changing world.*

# O'Neill Public School

Box 230 O'Neill, NE 68763

---

Corey Fisher, High School Principal

e-mail: [coreyfisher@oneillschools.org](mailto:coreyfisher@oneillschools.org)

Phone: (402) 336-1544

Date: October 15, 2018

Re: Board Report (High School)

## Homecoming 2018:

- Homecoming week 2018 was another great success. This year students kicked off the week with a dodgeball tournament at the gym and a bonfire at Carney Park that was sponsored by the Boosters. Both were well attended. Students participated in dress-up days throughout the week and enjoyed the traditional Eagle Olympics on Wednesday. One of the highlights of the week was the all-school Lip Dub that involved all students and staff. You can watch the 2018 OHS Homecoming Lip Dub using this link: [https://youtu.be/t0\\_kIVSiEMs](https://youtu.be/t0_kIVSiEMs)
- The annual Homecoming Coronation and Dance capped off the week. The entire week was outstanding and students and staff did an excellent job. There was tremendous school pride and spirit all week!
- The OHS Student Council, the OHS Cheerleaders, Mrs. Jennifer Troester, Mrs. Cheryl Ludwig, Mrs. Ann Mann, Mrs. Rylee Dexter, Miss Vanderbeek and Mr. Nick Hostert did a great job with organizing the activities for the week.



## College/Career Fair

- Junior and Senior High students from OHS and the surrounding area had the opportunity to visit with a large number of college representatives and branches of the military in late September. Mr. Hilker organized and invited area junior and senior students to the OHS Gym on the morning of September 18th. This is the fifth year this has been held during the day at OHS. This continues to be a great opportunity that allows our students to investigate a large variety of post-secondary opportunities without leaving town.
- Mr. Hilker is also working to organize a Career Fair that will take place on Wednesday, November 7th. This is another great opportunity for students to meet with representatives from a plethora of businesses as they consider career choices for their futures. The OHS Guidance Department continues to do an excellent job of providing opportunities for students to learn and grown.

### Integrated Science at OHS:

- As you know, we are currently in the first semester of the new integrated science program here at O’Neill High School. Students in grades 9-11 are enrolled in required classes where the required state standards are being delivered. I have observed a variety of lessons and learning activities in each of the classrooms and thus far I am confident that the curriculum is being implemented as planned. Throughout this first year, the OHS Science Department will need to evaluate and make necessary changes to assure the curriculum is reliable. I am confident they will continue to move this new science vision forward in a positive manner.

### PT Conferences:

- Fall PT Conferences will be held on Wednesday, October 24th starting at noon. The morning prior to conferences the staff will report to school to prepare for conferences. We are also planing to possibly have the 11th grade students report to school that morning and participate in the Pre-ACT Exam that is being organized by Mrs. Corkle.

### School Improvement Update:

As we continue to progress through the semester and edge closer to our School Improvement external visit in late February, two key activities will be taking place in the coming weeks.

- **STAKEHOLDER SURVEYS:** Surveys will be offered to students, staff and parents.
- **SAMPLE “ELEOT”:** The “*ELEOT*” is the “Effective Learning Environment Observation Tool” that will be used in February by our AdvancED External Visit Team Members to gauge student learning. We will work with Mrs. Morrow at ESU 8 to conduct sample or practice *ELEOT* observations this month (October 18th). The *ELEOT* is guided by Marzano research so it should feel familiar to our teachers. This short video (made for a different school) gives you an idea of what the *ELEOT* is. <https://youtu.be/fzpiQUvFJfA>




### OPS Center for Teaching and Learning (CTL):

AWESOME things continue to happen at the CTL (Center for Teaching and Learning) that is held each day at the 1938 Building. Mrs. Jill Langan and staff work daily with students who have challenging disabilities. These kids are amazing and the teachers and paraeducators who work with them are incredible! Part of the building project includes classrooms that will allow the students and staff at the CTL to move to the junior-senior high school campus. Check out some of the awesome things that are happening at the CTL!



On Monday, September 10th, OPS Faculty participated in a School Quality Factor (a.k.a. SQF) workshop where they collaborated to identify programs and areas of focus that have been essential in the success and growth of the OPS district in the recent past. AdvancED has identified seven research-based school quality factors that are key to driving improvement. Those seven factors are what guided the work conducted by the faculty on September 10th. The staff did a great job and it was impressive to see the many outstanding things happening in the OPS District!

School/System Quality Factors
Clear Direction
Healthy Culture
High Expectations
Impact of Instruction
Resource Management
Efficacy of Engagement
Implementation Capacity



**O'Neill Elementary School**

***Mr. Jim York, Principal***

***Mrs. Jill Brodersen, Assistant Principal***

1700 N. 4th Street

P.O. Box 230

O'Neill, Nebraska

Phone: (402)-336-1400 Fax: (402)-336-2651

**O'Neill Elementary Eagle Way 🦅 Be Safe 🦅 Be Respectful 🦅 Be Responsible**

## **Board Note from the Elementary November 2018**

Hello from the Elementary School! We are almost a quarter through the school year and I cannot believe I'm typing those words! As most of you probably know, we implemented the MTSS (Multi-tiered Systems of Support) model in our building this year. We were lucky enough to join the Norfolk Cadre, through the University of Nebraska-Lincoln.

MTSS is a way to ensure our students are receiving the core and intervention instruction that suits their needs the best. Our team is made up of members of our PBIS & SAT teams, and one classroom teacher. The members are Mindee Hilker, Sally Wallace, Kay Mudloff, Crystal Shoemaker, Tricia Wiseman, and me. We are also supported by Mrs. Stelling and Mrs. Brodersen during our on-site meetings.

Most recently, we had a visit from our coach Andrea Boden, who did classroom observations and helped us sift through our data. After the day, Andrea met with our staff and gave them praise and "points of emphasis" to work on. Afterward, Mrs. Brodersen and I met with each grade level to discuss what they took from the meeting with Andrea. I feel the staff is making great gains with the suggestions that were given to us in mind.

In conjunction with MTSS, we have added a more data-centered intervention time for each grade level. Students have been placed into groups based on their specific academic needs. The teachers have said this change has made an impact on all the students.

As I said before, MTSS is still in its infancy stages, so I think things are going to keep getting better because we will get a better grasp on the process. I am excited for the future of OES!

**O'Neill Elementary School**  
**Mr. Jim York, Principal**  
**Mrs. Jill Brodersen, Assistant Principal**  
1700 N. 4th Street  
P.O. Box 230  
O'Neill, Nebraska  
Phone: (402)-336-1400 Fax: (402)-336-2651

**O'Neill Elementary Eagle Way 🦅 Be Safe 🦅 Be Respectful 🦅 Be Responsible**

Also, we sent our school improvement team to a workshop in Kearney this week. We were there for two days, where we learned quite a bit and got a lot of work done.

This school year is our AdvancED visit year and I have been impressed with the hard work our staff has put into school improvement work. The most important factor to remember when thinking about school improvement is that the visit year is not an end to a process, rather it's simply a checkpoint to a continuous process. What we learn from this year's visit will set us up for the coming years and I know it will be a great visit.

Finally, as I do with all board notes, you will find information from the past month's newsletter.

O'Neill Elementary School

*Mr. Jim York, Principal*

*Mrs. Jill Brodersen, Assistant Principal*

1700 N. 4th Street

P.O. Box 230

O'Neill, Nebraska

Phone: (402)-336-1400 Fax: (402)-336-2651

O'Neill Elementary Eagle Way 🦅 Be Safe 🦅 Be Respectful 🦅 Be Responsible



## Junior Eagle Journal

Your Source for News from O'Neill Elementary School

October 2018



### It's More than Picture Day

Picture day is coming up soon. Everyone will be dressed their best, ready to get the perfect picture. Once those pictures are taken, we will receive a composite that will be posted in our foyer for the next year. Often times, I find students and staff looking at that composite, speaking about the previous year as if it were decades ago. Saying things like, "Do you remember when we did *this* or *that* in third grade?" or "Wasn't it awesome in *Mrs. So-and-So's class*?"

It's amazing to me. Those memories were only 365 days, or less, ago. Yet, here we are looking at these pictures and reminiscing to the past. When I watch these interactions, in front of the composite picture, I cannot help but think about how much changes in the 365 days between picture days. There are a lot of lessons learned: some good, some bad, all necessary. Some lessons even come from the School of Hard Knocks.

While no one enjoys the time learning from our mistakes, these lessons can be the best things for us. Often times, it takes an adult to explain to children why these lessons must be learned. This is difficult for all parties involved, as no one wants to be the bearer of bad news and NO ONE likes getting bad news. But, I can think of numerous occasions in my life, where I had to learn a "hard lesson" that ended up making me a better person.

I have watched so many students over my career grow up right in front of my eyes and it's such a great sight. So, when I watch those students and staff members stand and look at those pictures, I hope they realize all the great things they've learned and remember all the lessons they have grown from thanks to all the adults in their lives.

They may just be pictures, but they're also markers in history that we will never get back. Let's make the most of picture day, and the 365 days following.

Thank you,

Mr. Jim York  
Principal, O'Neill Elementary School

**O'Neill Elementary School**  
**Mr. Jim York, Principal**  
**Mrs. Jill Brodersen, Assistant Principal**

1700 N. 4th Street  
P.O. Box 230  
O'Neill, Nebraska

Phone: (402)-336-1400 Fax: (402)-336-2651

O'Neill Elementary Eagle Way 🦅 Be Safe 🦅 Be Respectful 🦅 Be Responsible

## A Few Announcements...



- Reading and math skills are imperative for future success. Please take time every day to read and do a math activity with your child(ren). This can be something as simple as a game of UNO.
- Please remember that students are expected to be off campus by 3:45 pm, unless they are here for Developing Eagles or another school-related activity. If a student is signed up for Developing Eagles and not picked up by 3:45, the student will be sent to Developing Eagles.
- Please call the office if your child is sick or will not be in attendance. This helps us keep more accurate track of excused and unexcused absences.
- Promptness is important! Please make sure your child is IN SCHOOL by 8:00 every morning. Tardiness makes the day difficult for all those involved.
- If your contact information changes, please inform the office. This will make it easier for us to contact you should we need to.
- Please remember if you need to come into the building during pick up/drop off time, you need to park in one of the parking lots. Also, if you are not handicapped, please do not pick students up in the handicapped parking spot.

## Eagle Way Minute



It's cooling down, which means we are about to be spending more time inside soon! With that, here is a reminder of the Eagle Way for inside recess (and maybe playtime at home!).

- Be Safe-Stay in the designated areas. Keep your hands to yourself and your belongings.
- Be Respectful-Speak kindly to one another. Ask to borrow from others rather than simply taking.
- Be Responsible-Clean up after yourself. Keep things as nice as they were when you showed up!

## **Administrative Report for School Board October 15, 2018**

**Nick Hostert, AD**

**Girls golf**-The golf team competed in the nine team C-2 District at Norfolk and unfortunately we did not have any state qualifiers. The Varsity team consisted of primarily underclassmen and the team improved as the season progressed.

**Softball**-The Eagles completed their season at the C-2 District tournament at Wayne. They finished the season with a 10-17 record, showed steady improvement and played competitive softball all season.

**FCCLA**-We traveled to West Holt High School for the District 9 Leadership conference this week.

**Choir**-We will attend the Mid State Vocal Music clinic and concert next month at Albion. We have 18 members in our High School choir attending. The JH/SH Choir concert will be on Sunday, October 28 at 2:00 pm.

**Cross Country**-We travel to Albion for the C-2 District meet on Thursday, October 11 where the top three teams and 15 individuals advance to the state meet in Kearney. We took 19 JH athletes to the State JH Cross Country Invite last Saturday at Papillion. Our HS girls have finished runners up at the Norfolk Catholic Invite and Mid State Meet held last week in O'Neill.

**Football**- Our JH teams completed their season last week on a rainy night in Battle Creek. Our JV squad is 4-2 with one game remaining. The Varsity team will host Broken Bow on Friday for our last home game/Senior parent's night. They are still looking for their first win and have competed well this season against a difficult schedule.

**Homecoming**-Claire Morrow & Hunter McClellan were crowned king and queen for 2018.

**Volleyball**- Our Varsity team has won 7 of their last 9 games and finished runners up at the Wisner Classic. They picked up a 4 set win over Pierce last week, our first win over Pierce since 2011. Michelle Tomjack, Lynae Hilker, Terra Classen, and Shelly Frank have volunteered numerous hours to help our 3<sup>rd</sup>- 6<sup>th</sup> grade Elementary volleyball program this fall. They organize practices, schedule games, hosted a tournament in O'Neill and will be taking students to area tournaments this fall.

**Music**-The band competed last Wednesday at Pierce and will compete next Saturday at Vermillion, SD in marching band competitions. At Pierce the band received a 'Superior' rating and we also picked up the 'Best Colorguard' Award. This was the 6<sup>th</sup> consecutive year we won the 'Best Colorguard' Award at Pierce. All State Music auditions will be completed soon. The NSAA offers opportunities to sing the National Anthem at state champions events and several OHS students sent in audition tapes.

**FFA**-Our chapter has been busy preparing for land judging as well as preparing for National Convention, fruit sales, livestock judging and District Leadership. Six members will be traveling to Indianapolis to attend the National Convention. Rosie Nelson and Tayte Jussel (2018 OHS graduate) qualified for the National Convention.

**“O” Club**- Will be delivering “Meals on Wheels” the last week of this month and will do so for two more weeks this school year.

**One Act Play**- Has 41 students that will be participating this year. They have already started practices and memorizing lines for “Persephone”. They should get a minimum of four performances this year, as we hope to host a Holt County Festival, Mid State Conference @ Norfolk, a Public Performance, and the B-4 Districts competition at Columbus on November 29.

**Speech**- Mrs. Vanderbeek and Mrs. Reiman have been busy preparing for the season and we may add an earlier meet to the schedule. We will be Class B for speech this school year and Districts will be at David City.

**Hosting Events**-We will be hosting the C2-8 sub district volleyball tournament in late October and we also hosted the Mid State Cross Country meet.

#### **Additional Information-**

-We seem to have ample parking for extra curricular events. Thanks to the following for allowing us to park in their lots for events: National Guard Armory, Finish Line Chiropractic, Fred Forslund, and First Christian Church. There is a little extra walking and inconvenience for some but it seems to have worked well this fall.

-Midwest Tennis & Track installed our track in 2006. We did a maintenance coat in the summer of 2013 as this was recommended to protect and extend the life of the surface. The next maintenance, due to normal wear and tear, includes taking the old surface off and replacing. We may need to look at this in the summer of 2019 or 2020.



# O'NEILL ELEMENTARY SCHOOL

Shannon Stelling-Special Education Director

1700 N. 4<sup>th</sup> St.

O'Neill, NE 68763

Phone: (402) 336-1948 Fax: (402) 336-2651

---

- Current Special Education enrollment is 149 with five initial evaluations being completed.
- Jill Brodersen and I attended an Improving Learning for Children with Disabilities (ILCD) and Targeted Improvement Plan workshop at the Lifelong Learning Center on September 21st. Kelly Wojick from NDE facilitated the work day which was held to assist districts in making the necessary changes to the Targeted Improvement Plan and to receive more guidance on ILCD 3.0. There's a follow up work day on October 30th that we will also attend.
- A group of teachers as well as Jill Brodersen and myself attended a Marzano workshop held in Neligh. The workshop was introductory in nature but provided the teachers with foundational knowledge of Marzano. This was beneficial since I never attended one of the Marzano academies and missed out on some of the Marzano training while on maternity leave last year.
- Jill Langan attended a MANDT train the trainer event in order to be re-certified on October 8th through the 11th. Our district relies on Jill to train staff that should be MANDT trained. The MANDT System is a comprehensive integrated approach to preventing, de-escalating and if necessary intervening when the behavior of an individual poses a threat of harm to themselves and/or others.

*Vision Statement:*

*Dream, Believe, Achieve: Empowering Today's Students to be Tomorrow's Leaders*

**Building & Grounds  
Board Report  
Steve Brown  
Monday October 15, 2018**

**Construction Update: (See attached map for the location of each area)**

**Durations:**

Plumbing underground 8-10 days

Underground electrical 8 days

Slab on grade 3 days

Structural steel erection 10 days for each area

**Week of October 15th**

- Work on underground in Areas A/B.
- Prep for first slab on grade concrete pour. (Area A)
- Continue digging footings in gym area
- Power shut down for transformer relocation (Friday October 19<sup>th</sup>)
- Seal parking lots (Friday October 19<sup>th</sup>)

**Week of October 22nd**

- Continue underground in areas B/D
- Prep second slab on grade concrete pour

**Week of October 29th**

- Underground MEP in Areas D/F

**Week of November 5th**

- Prep for 3<sup>rd</sup> Slab on grade pour
- Finish interior footings in area F
- First delivery of structural steel
- Begin structural steel erection
- Possible relocation of chiller tower

**Notable Procurement items**

1. Structural steel- 11-7
2. Precast- Mid December

**Lost days due to weather this month 5 days**



		<u>Beginning Balance</u>	<u>Expenses</u>	<u>Revenues</u>	<u>Balance Change</u>	<u>Balance</u>
05 704 0150	ACTIVITIES	(515.14)	90.00	24,000.00	0.00	23,394.86
	<b>ACTIVITIES TOTAL</b>	<b>(515.14)</b>	<b>90.00</b>	<b>24,000.00</b>	<b>0.00</b>	<b>23,394.86</b>
05 704 0126	ANNUAL	8,647.02	0.00	240.00	(5.60)	8,881.42
	<b>ANNUAL TOTAL</b>	<b>8,647.02</b>	<b>0.00</b>	<b>240.00</b>	<b>(5.60)</b>	<b>8,881.42</b>
05 704 0100	ATHLETICS	2,008.22	5,649.67	27,640.35	0.00	23,998.90
05 704 0101	ATHLETICS - MISC	0.00	0.00	0.00	0.00	0.00
05 704 0103	BASKETBALL DISTRICTS	0.00	0.00	0.00	0.00	0.00
05 704 0105	BASKETBALL - BOYS	0.00	236.17	0.00	0.00	(236.17)
05 704 0106	BASKETBALL - GIRLS	0.00	0.00	0.00	0.00	0.00
05 704 0107	BASKETBALL - BOYS/GIRLS	0.00	0.00	0.00	0.00	0.00
05 704 0108	CROSS COUNTRY	0.00	500.00	1,038.00	0.00	538.00
05 704 0109	FOOTBALL	0.00	2,378.61	4,289.00	0.00	1,910.39
05 704 0110	GOLF - BOYS	0.00	0.00	0.00	0.00	0.00
05 704 0111	GOLF - GIRLS	0.00	350.00	360.00	0.00	10.00
05 704 0114	SOFTBALL	0.00	1,557.66	883.00	0.00	(674.66)
05 704 0115	TRACK	0.00	0.00	0.00	0.00	0.00
05 704 0116	VOLLEYBALL DISTRICTS	0.00	0.00	0.00	0.00	0.00
05 704 0117	VOLLEYBALL	0.00	755.00	1,437.00	0.00	682.00
05 704 0118	WRESTLING	0.00	0.00	0.00	0.00	0.00
05 704 0120	ACTIVITY TICKETS - STUDENTS	0.00	0.00	0.00	0.00	0.00
05 704 0121	ACTIVITY TICKETS - ADULTS	0.00	0.00	440.00	0.00	440.00
05 704 0122	ACTIVITY TICKETS - FAMILY	0.00	0.00	200.00	0.00	200.00
05 704 0124	FINES/LOST EQUIPMENT	0.00	0.00	0.00	0.00	0.00
	<b>ATHLETICS TOTAL</b>	<b>2,008.22</b>	<b>11,427.11</b>	<b>36,287.35</b>	<b>0.00</b>	<b>26,868.46</b>
05 704 0211	CLASS OF '19	1,387.72	144.00	840.00	0.00	2,083.72
05 704 0212	CLASS OF '20	5,034.21	0.00	703.50	0.00	5,737.71
05 704 0213	CLASS OF '21	1,708.55	200.00	1,574.46	0.00	3,083.01
05 704 0214	CLASS OF '22	650.05	334.20	810.00	0.00	1,125.85
05 704 0215	CLASS OF '23	485.00	0.00	182.60	0.00	667.60
05 704 0216	CLASS OF '24	0.00	0.00	0.00	0.00	5.00
05 704 0300	ALUMNI	4,356.70	0.00	0.00	0.00	4,356.70
	<b>CLASSES TOTAL</b>	<b>13,622.23</b>	<b>678.20</b>	<b>4,110.56</b>	<b>0.00</b>	<b>17,059.59</b>
05 704 0301	BAND	2,552.97	0.00	0.00	0.00	2,552.97
05 704 0303	CHEERLEADERS	1,780.57	1,945.96	2,744.00	0.00	2,578.61
05 704 0304	CHEMISTRY CLUB	243.83	0.00	0.00	0.00	243.83
05 704 0305	ROBOTICS/CHESS CLUB	2,110.71	0.00	0.00	(2.80)	2,107.91
05 704 0306	CHOIR - JH/HS	3,057.06	80.00	0.00	(34.30)	2,942.76
05 704 0308	FACULTY FUND - ELEMENTARY	(70.32)	0.00	0.00	0.00	(70.32)
05 704 0309	FACULTY FUND - HIGH SCHOOL	88.11	55.00	0.00	0.00	33.11
05 704 0310	FINE ARTS CLUB	3,107.75	125.00	200.00	(65.10)	3,117.65
05 704 0311	FLAG CORPS	2,165.75	0.00	0.00	0.00	2,165.75
05 704 0312	JR COUNCIL	330.56	0.00	0.00	0.00	330.56
05 704 0313	LIBRARY - ELEMENTARY	2,043.59	43.22	0.00	0.00	2,000.37
05 704 0314	LIBRARY - HIGH SCHOOL	693.61	0.00	0.00	0.00	693.61
05 704 0317	MOCK TRIAL	69.13	0.00	0.00	0.00	69.13
05 704 0318	MUSIC CONTEST	0.36	0.00	0.00	0.00	0.36
05 704 0319	MUSICAL	1,142.54	0.00	0.00	0.00	1,142.54
05 704 0320	NATIONAL HONOR SOCIETY	630.51	0.00	0.00	0.00	630.51
05 704 0321	ONE ACTS	489.49	0.00	0.00	0.00	489.49
05 704 0322	QUIZ BOWL TEAM	10.96	0.00	0.00	0.00	10.96
05 704 0323	SOUNDSATIONAL SINGERS	6,170.41	0.00	17.60	0.00	6,188.01
05 704 0324	SPEECH TEAM	1,043.86	0.00	0.00	0.00	1,043.86

		<u>Beginning Balance</u>	<u>Expenses</u>	<u>Revenues</u>	<u>Balance Change</u>	<u>Balance</u>
05 704 0325	SPIRIT FUND	1,319.88	248.44	154.50	0.00	1,225.94
05 704 0326	STUDENT COUNCIL	648.21	0.00	0.00	(28.46)	619.75
05 704 0327	THEATRE/SWING CHOIR	93.74	0.00	0.00	0.00	93.74
05 704 0328	NATIONAL HISTORY DAY	38.43	0.00	0.00	0.00	38.43
05 704 0329	DRILL/DANCE TEAM	1,746.46	0.00	0.00	(9.80)	1,736.66
05 704 0330	DIL	3,608.34	0.00	0.00	0.00	3,608.34
05 704 0331	AUSTRALIA TRIP	0.00	0.00	0.00	0.00	0.00
05 704 0335	EAGLE EYE BROADCASTING	1,547.78	1,321.56	350.00	(17.73)	558.49
05 704 0336	HOLOCAUST LIT	(893.95)	0.00	0.00	0.00	(893.95)
05 704 0337	WEIGHT ROOM	2,459.21	0.00	220.00	0.00	2,679.21
05 704 0338	PRESCHOOL	90.62	0.00	0.00	0.00	90.62
05 704 0339	OUTDOOR EDUCATION	23.91	0.00	0.00	0.00	23.91
05 704 0340	WASHINGTON DC TRIP	0.03	0.00	0.00	0.00	0.03
05 704 0341	INTERACT CLUB	1,540.24	0.00	0.00	0.00	1,540.24
05 704 0342	SUPPORT FUND	272.51	0.00	0.00	0.00	272.51
05 704 0343	FREE ENTERPRISE MARKET CLASS	(23.09)	0.00	0.00	0.00	(23.09)
05 704 0344	SENIOR ACTIVITY GYM PICTURES	0.00	0.00	570.00	220.71	790.71
	<b>CLUBS TOTAL</b>	<b>40,133.77</b>	<b>3,819.18</b>	<b>4,256.10</b>	<b>62.52</b>	<b>40,633.21</b>
05 704 0127	CONCESSIONS	10,039.20	7,648.08	4,969.01	0.00	7,360.13
	<b>CONCESSIONS TOTAL</b>	<b>10,039.20</b>	<b>7,648.08</b>	<b>4,969.01</b>	<b>0.00</b>	<b>7,360.13</b>
05 704 0104	ATHLETIC DONATIONS	1,201.73	0.00	0.00	0.00	1,201.73
05 704 0128	CLUB DONATIONS	1,565.05	0.00	0.00	0.00	1,565.05
	<b>DONATIONS FOR TOTAL ATHLETICS</b>	<b>2,766.78</b>	<b>0.00</b>	<b>0.00</b>	<b>0.00</b>	<b>2,766.78</b>
05 704 0129	FCCLA	2,045.07	1,056.17	6,282.02	(29.07)	7,241.85
	<b>FCCLA TOTAL</b>	<b>2,045.07</b>	<b>1,056.17</b>	<b>6,282.02</b>	<b>(29.07)</b>	<b>7,241.85</b>
05 704 0143	FFA	7,415.55	648.92	4,251.45	(27.85)	10,990.23
05 704 0151	FFA GREENHOUSE	2,676.75	0.00	0.00	0.00	2,676.75
	<b>FFA TOTAL</b>	<b>10,092.30</b>	<b>648.92</b>	<b>4,251.45</b>	<b>(27.85)</b>	<b>13,666.98</b>
05 704 0165	MID STATE CONFERENCE	0.00	0.00	0.00	0.00	0.00
	<b>MID STATE TOTAL CONFERENCE</b>	<b>0.00</b>	<b>0.00</b>	<b>0.00</b>	<b>0.00</b>	<b>0.00</b>
05 704 0102	GATE/ACTIVITY CASH BOX	(2,950.00)	7,820.00	8,470.00	0.00	(2,300.00)
05 704 0130	GUIDANCE	932.96	0.00	0.00	0.00	932.96
05 704 0131	INTEREST INCOME	0.00	0.00	83.17	0.00	83.17
05 704 0132	INTERVENTION FUND	114.33	0.00	0.00	0.00	114.33
05 704 0133	MISCELLANEOUS	3,697.23	0.00	0.00	0.00	3,697.23
05 704 0134	SUMMER SCHOLARSHIP FUND	1,497.24	0.00	0.00	0.00	1,497.24
05 704 0136	SCHOLARSHIPS	3,692.98	0.00	0.00	0.00	3,692.98
05 704 0137	TOP OF THE NEST/READ HEADS	49.53	0.00	0.00	0.00	49.53
05 704 0138	VOICES OF YOUTH	1.58	0.00	0.00	0.00	1.58
05 704 0139	BOOK FINES/LOCKS/PLANNERS	2,858.00	0.00	0.00	0.00	2,858.00
05 704 0141	INSUFFICIENT/CLOSED ACCT CHECKS	(3.00)	0.00	0.00	0.00	(3.00)
05 704 0145	MENTORING	131.17	0.00	0.00	0.00	131.17
05 704 0147	BULLYING PREVENTION GROUP	100.00	0.00	0.00	0.00	100.00
05 704 0148	BACKPACK PROGRAM	5,105.67	0.00	0.00	0.00	5,105.67
05 704 0149	SCOREBOARD	52,918.00	0.00	700.00	0.00	53,618.00
	<b>MISCELLANEOUS TOTAL</b>	<b>68,145.69</b>	<b>7,820.00</b>	<b>9,253.17</b>	<b>0.00</b>	<b>69,578.86</b>
05 704 0152	PARENT GROUP	39.48	90.03	164.34	0.00	113.79
	<b>PARENT GROUP TOTAL</b>	<b>39.48</b>	<b>90.03</b>	<b>164.34</b>	<b>0.00</b>	<b>113.79</b>

		<u>Beginning Balance</u>	<u>Expenses</u>	<u>Revenues</u>	<u>Balance Change</u>	<u>Balance</u>
05 704 0142	SPEECH MEET	2,192.58	0.00	0.00	0.00	2,192.58
	<b>SPEECH TOTAL</b>	<b>2,192.58</b>	<b>0.00</b>	<b>0.00</b>	<b>0.00</b>	<b>2,192.58</b>
05 704 0403	ALUMNI BASKETBALL	0.00	0.00	0.00	0.00	0.00
05 704 0405	BASKETBALL CLUB - BOYS	3,438.16	0.00	0.00	0.00	3,438.16
05 704 0406	BASKETBALL CLUB - GIRLS	833.82	0.00	150.00	0.00	983.82
05 704 0407	ELEMENTARY BOYS BB CLUB	194.42	0.00	0.00	0.00	194.42
05 704 0408	CROSS COUNTRY CLUB	7,731.48	6,190.55	3,596.00	0.00	5,136.93
05 704 0409	FOOTBALL CLUB	10,722.86	9,718.89	1,731.00	0.00	2,734.97
05 704 0410	GOLF CLUB - BOYS	591.08	0.00	0.00	0.00	591.08
05 704 0411	GOLF CLUB - GIRLS	623.37	0.00	0.00	0.00	623.37
05 704 0412	"O" CLUB	2,277.13	61.50	183.83	0.00	2,399.46
05 704 0414	SOFTBALL CLUB	7,276.20	3,665.77	579.00	0.00	4,189.43
05 704 0415	TRACK CLUB	6,396.01	0.00	0.00	0.00	6,396.01
05 704 0417	VOLLEYBALL CLUB	710.81	2,469.60	1,052.00	0.00	(706.79)
05 704 0418	WRESTLING CLUB	227.49	0.00	219.58	0.00	447.07
05 704 0420	JH/ELEM GIRLS BASKETBALL	707.52	0.00	0.00	0.00	707.52
05 704 0422	JH/ELEM GIRLS VOLLEYBALL	500.04	75.00	1,532.00	0.00	1,957.04
05 704 0423	JH TRACK CLUB	0.00	0.00	0.00	0.00	0.00
	<b>SPORTS CLUBS TOTAL</b>	<b>42,230.39</b>	<b>22,181.31</b>	<b>9,043.41</b>	<b>0.00</b>	<b>29,092.49</b>
05 704 0135	T & I	2,585.49	164.00	0.00	0.00	2,421.49
	<b>T &amp; I TOTAL</b>	<b>2,585.49</b>	<b>164.00</b>	<b>0.00</b>	<b>0.00</b>	<b>2,421.49</b>
	<b>GRAND TOTAL</b>	<b>204,033.08</b>	<b>55,623.00</b>	<b>102,857.41</b>	<b>0.00</b>	<b>251,272.49</b>

OPS ACTIVITY REPORT  
SEPTEMBER 2018

BALANCE - AUGUST 31, 2018		\$ (515.14)
<b>RECEIPTS:</b>		
OPS - 2018-19 Activity Budget	\$ 24,000.00	
<b>TOTAL RECEIPTS:</b>		\$ 24,000.00
<b>EXPENDITURES:</b>		
NSCTA - Conv Registration	\$ 90.00	
<b>TOTAL EXPENDITURES</b>		\$ 90.00
<b>ADJUSTMENTS:</b>		
NA	\$0.00	
<b>TOTAL ADJUSTMENTS</b>		\$ -
BALANCE - SEPTEMBER 28, 2018		\$ 23,394.86

OPS ATHLETIC REPORT  
SEPTEMBER 2018

BALANCE - AUGUST 31, 2018		\$ 2,008.22
<b>RECEIPTS:</b>		
N Hostert - Coaches Jackets	\$ 115.00	
N Hostert - St Marys share of field paint	\$ 510.00	
OPS - 2018-19 Athletic Budget	\$ 27,000.00	
N Hostert - Reimb for Chenille Letters	\$ 3.00	
N Hostert - Sell of Iron	\$ 12.35	
N Hostert - CC Entry Fees	\$ 1,038.00	
N Hostert - FB Gate w/Wayne	\$ 1,613.00	
N Hostert - JH FB Gate w/Valentine	\$ 241.00	
N Hostert - JV FB Gate w/Crofton	\$ 208.00	
N Hostert - FB Gate w/BC	\$ 1,971.00	
N Hostert - JV FB Gate w/Wagner	\$ 101.00	
N Hostert - JH FB Gate w/Crofton	\$ 155.00	
N Hostert - Girls Golf Entry Fees	\$ 360.00	
N Hostert - SB Gate w/BC & Wisner	\$ 305.00	
N Hostert - SB Gate w/GACC	\$ 177.00	
N Hostert - SB Gate w/S. Sioux	\$ 122.00	
N Hostert - SB Gate w/Ord	\$ 279.00	
N Hostert - JV/V VB Tri Gate	\$ 544.00	
N Hostert - VB Gate w/Ewing & Creighton	\$ 749.00	
N Hostert - JH VB Gate w/Stuart	\$ 144.00	
N Hostert - Adult Act Passes	\$ 440.00	
N Hostert - Family Act Passes	\$ 200.00	
<b>TOTAL RECEIPTS:</b>		<b>\$ 36,287.35</b>
<b>EXPENDITURES:</b>		
P&J Upholstery - Repair to Table Top	\$ 175.78	
Winners Circle - 2018-19 Medals	\$ 2,821.45	
Taylor Made Printing - Activity Passes	\$ 11.20	
Rainbow Racing System - CC Tags & Pins	\$ 52.03	
Mor-4-Designs - Updated Records	\$ 35.00	
Pioneer Manufacturing - Field Paint	\$ 1,876.00	
Pinnacle Bank (CC) - Speaker	\$ 349.99	
Stadium Sports - Pennant Flags	\$ 233.10	
NCA - NCA Memberships	\$ 45.00	
Rainbow Racing System - CC Tags	\$ 50.12	
Pinnacle Bank (CC) - Boys BB Skillz Trailer	\$ 64.19	
Pinnacle Bank (CC) - Boys BB DVD's	\$ 171.98	
Norfolk Cath - SH CC Entry Fee	\$ 80.00	
Norfolk Cath - JH CC Entry Fee	\$ 80.00	
Boone Central HS - CC Entry Fee	\$ 70.00	
UNK Athletics - CC Entry Fees	\$ 200.00	
West Holt HS - CC Entry Fee	\$ 70.00	
Ross Tomjack - JH FB Official w/Valentine	\$ 90.00	
Jerry Evans - JH FB Official w/Valentine	\$ 90.00	
David Chochon - JH FB Official w/Valentine	\$ 90.00	
David Chochon - JV FB Official w/Crofton	\$ 50.00	
Ross Tomjack - JH FB Official w/Crofton	\$ 50.00	
Jim Schutt - JH FB Official w/Crofton	\$ 45.00	
Dave Wolff - V FB Official w/BC	\$ 110.00	
Jordan Wells - V FB Official w/BC	\$ 110.00	
Shane Anderson - V FB Official w/BC	\$ 110.00	
Brian Lovejoy - V FB Official w/BC	\$ 110.00	
Larry Wells - V FB Official w/BC	\$ 110.00	

OPS ATHLETIC REPORT  
SEPTEMBER 2018

Jim Schutt - JV FB Official w/Wagner	\$	45.00	
Jerry Evans - JV FB Official w/Wagner	\$	45.00	
Landon Jansen - V FB Official w/Ord	\$	110.00	
Tyson Bodlak - V FB Official w/Ord	\$	110.00	
Roger Bentz - V FB Official w/Ord	\$	110.00	
Derek Jueden - V FB Official w/Ord	\$	110.00	
Dwayne Johnson - V FB Official w/Ord	\$	110.00	
Riddell/All American Sports - FB Quick Clips	\$	81.16	
Riddell/All American Sports - FB Helmet	\$	93.95	
Riddell/All American Sports - JH FB Helmet	\$	91.95	
Pinnacle Bank (CC) - FB Stat Books	\$	74.90	
Award Decals - Share of FB Helmet Decals	\$	311.85	
Boone Central HS - Golf Entry Fee	\$	65.00	
Stadium Sports - FB Pants	\$	119.80	
Valentine HS - Golf Entry Fee	\$	50.00	
Wayne HS - Golf Entry Fee	\$	110.00	
Battle Creek HS - Golf Entry Fee	\$	50.00	
Norfolk Cath HS - Golf Entry Fee	\$	75.00	
Gene Kelly - SB Official	\$	30.00	
Gary Schurmans - SB Official Tri	\$	120.00	
Josh Scholte - SB Official Tri	\$	120.00	
Landon Bloedorn - JV/V SB Official w/GACC	\$	120.00	
Gary Davis - JV/V SB Official w/GACC	\$	120.00	
Gary Davis - SB Official w/S Sioux	\$	120.00	
Landon Bloedorn - SB Official w/S. Sioux	\$	120.00	
Landon Bloedorn - SB Official w/Ord	\$	120.00	
Gary Davis - SB Official w/Ord	\$	120.00	
Pinnalce Bank (CC) - SB Scorebook Cards	\$	14.16	
Stadium Sports - SB Pants & Jerseys	\$	553.50	
Nichole Carlson - VB Official for Tri	\$	140.00	
Terra Classen - VB Official for Tri	\$	140.00	
Becky Hoffman - VB Tri Official w/Ewing & Creighton	\$	280.00	
Wisner-Pilger HS - JV VB Entry Fee	\$	75.00	
Riverside HS - VB Entry Fee	\$	40.00	
Ord HS - VB Entry Fee	\$	80.00	
<b>TOTAL EXPENDITURES</b>			\$ 11,427.11
ADJUSTMENTS:			
NA	\$	-	
<b>TOTAL ADJUSTMENTS</b>			\$ -
BALANCE - SEPTEMBER 28, 2018			
			\$ 26,868.46

Regular; Processing Month 09/2018; Fund Number 08

**Fund: 08 BUILDING FUND**

<u>Account Number</u>	<u>Description</u>	<u>Revised Budget</u>	<u>During Month</u>	<u>To Date</u>	<u>% of Budget</u>	<u>Budget Balance</u>
08 1100	Taxes Levied	0.00	280,556.48	280,556.48	0.00	(280,556.48)
08 1115	Carline Tax	0.00	59.69	59.69	0.00	(59.69)
08 1510	Interest	0.00	206.15	206.15	0.00	(206.15)
08 1990	Contributions & Donations	0.00	0.00	0.00	0.00	0.00
	Subtotal: Local Receipts	0.00	280,822.32	280,822.32	0.00	(280,822.32)
08 3130	Homestead Exemption	0.00	0.00	0.00	0.00	0.00
08 3131	Property Tax Credit	0.00	0.00	0.00	0.00	0.00
08 3132	Personal Property Tax Credit	0.00	0.00	0.00	0.00	0.00
08 3133	Nameplate Capacity Tax	0.00	0.00	0.00	0.00	0.00
08 3180	Pro-Rate Motor Vehicle	0.00	0.00	0.00	0.00	0.00
08 3990	Other State Receipts	0.00	0.00	0.00	0.00	0.00
	Subtotal: STATE RECEIPTS	0.00	0.00	0.00	0.00	0.00
08 4519	IDEA Enrollment/Poverty	0.00	0.00	0.00	0.00	0.00
	Subtotal: FEDERAL RECEIPTS	0.00	0.00	0.00	0.00	0.00
08 5300	Proceeds from the Disposal of Property	0.00	5.50	5.50	0.00	(5.50)
	Subtotal: NON-REVENUE RECEIPTS	0.00	5.50	5.50	0.00	(5.50)
	Fund Total:	0.00	280,827.82	280,827.82	0.00	(280,827.82)

Account Number	Account Description	Revised Budget	Expended During Month	Expenditures to Date	% of Budget
08	BUILDING FUND				
08 2515 350 000 0000 002	Technical Services - Bldg & Sites	\$0.00	\$0.00	\$0.00	0.00
08 2515 352 000 0000 001	Other Prof Services - Bldg & Sites	\$0.00	\$0.00	\$0.00	0.00
08 2515 352 000 0000 002	Other Prof Services - Bldg & Sites	\$0.00	\$0.00	\$0.00	0.00
08 2515 610 000 0000 001	BLDG FUND EQUIPMENT <5000 - S	\$0.00	\$0.00	\$0.00	0.00
08 2515 610 000 0000 002	BLDG FUND EQUIPMENT <5000 - E	\$0.00	\$0.00	\$0.00	0.00
08 2515 720 000 0000 001	BUILDING, ACQUISITON & IMPROVEMENTS-HS	\$0.00	\$0.00	\$0.00	0.00
08 2515 720 000 0000 002	NEW BUILDINGS-ELEM.	\$0.00	\$0.00	\$0.00	0.00
08 2515 733 000 0000 000	FURNITURE AND EQUIPMENT	\$0.00	\$0.00	\$0.00	0.00
2515	Building & Sites	\$0.00	\$0.00	\$0.00	0.00
08 4700 450 000 0000 001	Construction Services Bldg Improvements	\$0.00	\$63,324.85	\$63,324.85	0.00
4700	Building Improvements	\$0.00	\$63,324.85	\$63,324.85	0.00
08	BUILDING FUND	\$0.00	\$63,324.85	\$63,324.85	0.00

# O'Neill Public School

## Expenditures

### 2018-2019

	2018-19 Budget	September	October	November	YTD Expenditures	Ending Balance	Budget Used
Regular Instructional	4,199,168.00	353,449.20	-	-	353,449.20	3,845,718.80	8.42%
ELL Program	380,736.00	27,395.15	-	-	27,395.15	353,340.85	7.20%
Poverty Programs	1,256,067.00	94,851.92	-	-	94,851.92	1,161,215.08	7.55%
Early Childhood Programs	104,694.00	7,558.18	-	-	7,558.18	97,135.82	7.22%
Special Education	1,733,474.00	124,426.56	-	-	124,426.56	1,609,047.44	7.18%
Special Education Birth-5	-	-	-	-	-	-	
Summer School	4,125.00	248.53	-	-	248.53	3,876.47	6.02%
Other Pupil Services	681,385.00	15,939.80	-	-	15,939.80	665,445.20	2.34%
SPED Pupil Services (Psychological, Speech, Audiology, OT, PT, Vision)	-	8,955.38	-	-	8,955.38	(8,955.38)	
Support Services-Staff	10,050.00	898.60	-	-	898.60	9,151.40	8.94%
Library Services	195,941.00	15,198.57	-	-	15,198.57	180,742.43	7.76%
Distance Learning	9,000.00	-	-	-	-	9,000.00	0.00%
Instruction-Related Technology	83,558.00	10,852.63	-	-	10,852.63	72,705.37	12.99%
General Administration	364,532.00	17,180.65	-	-	17,180.65	347,351.35	4.71%
Principals	428,595.00	41,686.93	-	-	41,686.93	386,908.07	9.73%
Activity/Athletic Director	-	9,041.75	-	-	9,041.75	(9,041.75)	
Fiscal Services	122,528.00	16,858.61	-	-	16,858.61	105,669.39	13.76%
Maintenance & Operation of Bldgs	1,872,308.00	64,238.44	-	-	64,238.44	1,808,069.56	3.43%
Security & Safety	10,710.00	4.08	-	-	4.08	10,705.92	0.04%
Pupil Transportation	225,500.00	18,439.51	-	-	18,439.51	207,060.49	8.18%
SPED Pupil Transportation	43,775.00	3,445.52	-	-	3,445.52	40,329.48	7.87%
State Categorical Grants	57,000.00	6,908.37	-	-	6,908.37	50,091.63	12.12%
Building Improvements	-	545.00	-	-	545.00	(545.00)	
Federal Services	316,780.00	21,123.94	-	-	21,123.94	295,656.06	6.67%
Federal Services - IDEA	215,066.00	18,836.75	-	-	18,836.75	196,229.25	8.76%
Transfers to Activity Fund	51,000.00	51,000.00	-	-	51,000.00	-	100.00%
<b>TOTAL EXPENDITURES</b>	<b>12,365,992.00</b>	<b>929,084.07</b>	<b>-</b>	<b>-</b>	<b>929,084.07</b>	<b>11,436,907.93</b>	<b>7.51%</b>

#### 2018-2019

September	929,084.07
October	-
November	-
December	-
January	-
February	-
March	-
April	-
May	-
June	-
July	-
August	-
YTD Expenditures	<u>929,084.07</u>

Regular; Processing Month 09/2018; Fund Number 01

**Fund: 01 GENERAL FUND**

<u>Account Number</u>	<u>Description</u>	<u>Revised Budget</u>	<u>During Month</u>	<u>To Date</u>	<u>% of Budget</u>	<u>Budget Balance</u>
01 1100	Taxes Levied	9,252,166.00	1,946,699.97	1,946,699.97	21.04	7,305,466.03
01 1115	Carline Tax	1,750.00	414.02	414.02	23.66	1,335.98
01 1120	Public Power Dist Sales Tax	102,000.00	0.00	0.00	0.00	102,000.00
01 1125	Motor Vehicle Taxes	415,000.00	52,241.51	52,241.51	12.59	362,758.49
01 1312	Tuition from Individ - Sum School	0.00	0.00	0.00	0.00	0.00
01 1321	Tuition from Other Dist - Reg Ed	0.00	0.00	0.00	0.00	0.00
01 1510	Interest	7,500.00	4,899.21	4,899.21	65.32	2,600.79
01 1910	Rental of School Facilities	1,000.00	0.00	0.00	0.00	1,000.00
01 1911	Local License Fees	1,000.00	0.00	0.00	0.00	1,000.00
01 1920	Contributions & Donations	2,000.00	0.00	0.00	0.00	2,000.00
01 1921	Police Court Fees	0.00	70.00	70.00	0.00	(70.00)
	Subtotal: Local Receipts	9,782,416.00	2,004,324.71	2,004,324.71	20.49	7,778,091.29
01 2110	County Fines and License Fees	35,000.00	3,215.77	3,215.77	9.19	31,784.23
	Subtotal: COUNTY AND ESU RECEIPTS	35,000.00	3,215.77	3,215.77	9.19	31,784.23
01 3110	State Aid	95,543.00	9,554.00	9,554.00	10.00	85,989.00
01 3120	SPED School Age	700,000.00	0.00	0.00	0.00	700,000.00
01 3125	SPED Transportation School Age	14,000.00	0.00	0.00	0.00	14,000.00
01 3130	Homestead Exemption	0.00	0.00	0.00	0.00	0.00
01 3131	Property Tax Credit	0.00	0.00	0.00	0.00	0.00
01 3132	Personal Property Tax Credit	0.00	0.00	0.00	0.00	0.00
01 3133	Nameplate Capacity Tax	800,000.00	0.00	0.00	0.00	800,000.00
01 3155	Textbook Loan	4,000.00	0.00	0.00	0.00	4,000.00
01 3180	Pro-Rate Motor Vehicle	12,500.00	0.00	0.00	0.00	12,500.00
01 3400	State Apportionment	130,000.00	0.00	0.00	0.00	130,000.00
01 3512	Distance Education Incentive Pmts	0.00	5,750.48	5,750.48	0.00	(5,750.48)
01 3535	Payments for HAL	7,000.00	0.00	0.00	0.00	7,000.00
01 3551	Career Education	50,000.00	0.00	0.00	0.00	50,000.00
01 3590	Ext Learning Opportunity Grant	0.00	0.00	0.00	0.00	0.00
01 3990	Other State Receipts	0.00	0.00	0.00	0.00	0.00
	Subtotal: STATE RECEIPTS	1,813,043.00	15,304.48	15,304.48	0.84	1,797,738.52
01 4105	Universal Services Fund (E-Rate)	0.00	0.00	0.00	0.00	0.00
01 4505	Title I, Part A	160,000.00	0.00	0.00	0.00	160,000.00
01 4506	Title I, Part A Accountability	14,000.00	0.00	0.00	0.00	14,000.00
01 4509	Title II, Part A	28,750.00	0.00	0.00	0.00	28,750.00
01 4510	TITLE IV-A	40,500.00	0.00	0.00	0.00	40,500.00
01 4512	IDEA Part B (611) Base Allocation	71,250.00	0.00	0.00	0.00	71,250.00
01 4516	IDEA Preschool (619) Base IDEA E/P	3,000.00	0.00	0.00	0.00	3,000.00
01 4519	IDEA Enrollment/Poverty	121,000.00	0.00	0.00	0.00	121,000.00
01 4520	IDEA Part B Early Intervening Services	0.00	0.00	0.00	0.00	0.00
01 4521	IDEA Part B Proportionate Share	19,816.00	0.00	0.00	0.00	19,816.00
01 4524	Other Federal Non-Categorical	0.00	414.44	414.44	0.00	(414.44)
01 4525	Federal Vocational (Carl Perkins)	0.00	0.00	0.00	0.00	0.00
01 4526	Title I, Part C ESSA Migratory Children	2,500.00	0.00	0.00	0.00	2,500.00
01 4527	Title III Part A ESSA ELL	1,500.00	0.00	0.00	0.00	1,500.00
01 4528	Title III ESSA Immigrant	0.00	0.00	0.00	0.00	0.00
01 4531	Title IV, Part B ESSA: 21st CCLC	50,030.00	0.00	0.00	0.00	50,030.00
01 4708	Medicaid in Public Schools	500.00	0.00	0.00	0.00	500.00
01 4709	Medicaid Administrative Activities	5,000.00	0.00	0.00	0.00	5,000.00
01 4741	REVISION ACTION GRANT	0.00	0.00	0.00	0.00	0.00
01 4967	Title IV-A SSAE Grant Competative	0.00	4,506.00	4,506.00	0.00	(4,506.00)
	Subtotal: FEDERAL RECEIPTS	517,846.00	4,920.44	4,920.44	0.95	512,925.56
01 5300	Proceeds from the Disposal of Property	0.00	165.00	165.00	0.00	(165.00)
01 5301	Insurance Adjustments	10,000.00	0.00	0.00	0.00	10,000.00

Regular; Processing Month 09/2018; Fund Number 01

**Fund: 01      GENERAL FUND**

<u>Account Number</u>	<u>Description</u>	<u>Revised Budget</u>	<u>During Month</u>	<u>To Date</u>	<u>% of Budget</u>	<u>Budget Balance</u>
01 5690	Other Non-Revenue Receipts	0.00	1,360.79	1,360.79	0.00	(1,360.79)
	Subtotal: NON-REVENUE RECEIPTS	10,000.00	1,525.79	1,525.79	15.26	8,474.21
	Fund Total:	12,158,305.00	2,029,291.19	2,029,291.19	16.69	10,129,013.81

**Revenue Summary Report**

Processing Month: 09/2018

User ID: KMARVIN

Regular; Processing Month 09/2018; Fund Number 01

	<u>Revised Budget</u>	<u>During Month</u>	<u>To Date</u>	<u>% of Budget</u>	<u>Budget Balance</u>
Grand Total:	12,158,305.00	2,029,291.19	2,029,291.19	16.69	10,129,013.81

**O'Neill Public Schools**  
**Income - Expense Summary**  
**September, 2018**

---

**IMPREST ACCOUNT**

---

<b>GWB - Checking Account Balance - 8/31/18</b>		\$5,000.50
REVENUE:		
Reimb from General Fund	\$0.00	
Great Western Bank - Interest	\$0.04	
<b>TOTAL REVENUE</b>		\$0.04
EXPENDITURES:		
	\$0.00	
<b>TOTAL EXPENDITURES</b>		\$0.00
<b>TOTAL IMPREST BALANCE - 9/30/18</b>		\$5,000.54

---

<b>BANK STATEMENT BALANCE - 9/30/18</b>		\$5,000.54
Outstanding Deposit	\$0.00	
Outstanding Checks	\$0.00	
<b>ENDING BALANCE</b>		\$5,000.54

---

**ACCOUNT REVIEW**

Ending Register Balance	\$5,000.54
Disbursements	\$0.00
Less: Accrued Interest 17-18	\$0.50
Less: Accrued Interest 18-19	\$0.04
<b>Imprest Account Balance</b>	\$5,000.00

**O'Neill Public Schools**  
**Income - Expense Summary**  
**September-2018**

---

**GENERAL - DEPRECIATION - LUNCH - COOPERATIVE - STUDENT FEE FUNDS**

---

GPSB Checking Account Balance	2,431,193.94	
Mutual of Omaha Checking Account Balance	<u>586,067.48</u>	
		<b>\$3,017,261.42</b>

---

**EMPLOYEE BENEFIT FUND**

---

Checking Account Balance	<u>10,219.84</u>	
		<b>\$10,219.84</b>

---

**BUILDING FUND**

---

Checking Account Balance	<u>914,008.53</u>	
		<b>\$914,008.53</b>

---

**FLEX BENEFITS FUND**

---

Checking Account Balance	<u>18,405.82</u>	
		<b>\$18,405.82</b>

**O'Neill Public Schools**  
**Income - Expense Summary**  
**September-2018**

---

**GENERAL FUND**

---

	<b>BALANCE - 08/31/2018</b>	<b>\$1,130,549.26</b>
REVENUE		
Taxes	1,946,699.97	
Carline Tax	414.02	
Motor Vehicle Taxes	52,241.51	
Interest - GPS Checking	4,899.21	
Police Court Fees	70.00	
County Fines and Licenses	3,215.77	
State Aid	9,554.00	
Distance Education Incentive Payments	5,750.48	
Non-Federal Catagorical	414.44	
Title IV-A SSAE Grant Competitive	4,506.00	
Proceeds from Disposal of Property	165.00	
Non-Revenue Receipts	1,360.79	
<b>TOTAL REVENUE</b>		<b>\$2,029,291.19</b>
EXPENDITURES		
Payables	(929,084.07)	
<b>TOTAL EXPENDITURES</b>		<b>(\$929,084.07)</b>
LIABILITIES		
Federal Tax Payables	(6.37)	
State Taxes Payables	(19.62)	
FICA-Board Share	(239.02)	
BCBS Employer Share	782.96	
ALFAC	251.99	
Retirees Life Insurance	1,978.50	
<b>TOTAL LIABILITIES</b>		<b>\$2,748.44</b>
<b>TOTAL GENERAL FUND BALANCE - 09/01/2018</b>		<b>\$2,233,504.82</b>

**O'Neill Public Schools**  
**Income - Expense Summary**  
**September-2018**

---

**DEPRECIATION FUND**

---

<b>BALANCE - 08/31/2018</b>		<b>\$585,970.35</b>
<b>REVENUE</b>		
Interest	97.13	
<b>TOTAL REVENUE</b>	<u>97.13</u>	<b>\$97.13</b>
<b>EXPENDITURES</b>		
	0.00	
<b>TOTAL EXPENDITURES</b>	<u>0.00</u>	<b>\$0.00</b>
<b>TOTAL DEPRECIATION FUND BALANCE - 09/01/2018</b>		<b><u>\$586,067.48</u></b>

**O'Neill Public Schools**  
**Income - Expense Summary**  
**September-2018**

---

**NUTRITION FUND**

---

**CHECKING ACCOUNT BALANCE - 08/31/2018** **\$128,228.90**

REVENUE

Federal Reimbursement Nutrition Programs	17,329.30
State Reimbursement Nutrition Programs	0.00
Lunch/Breakfast Receipts	15,176.07
ESU 8/WLC Meals	61.50
Online Fees Received	103.24
Other Receipts	0.00

**TOTAL REVENUE** **\$32,670.11**

EXPENDITURES

Salaries - SFSP	0.00
Benefits - SFSP	0.00
Advertising	0.00
Food	0.00
Postage	(132.54)
Equipment (>5000)	0.00
Supplies & Equipment (<5000)	0.00
Travel Expense	0.00
Repairs/Services	(217.27)
Computer Hardware	0.00
Computer Software	0.00
Online Payment Fees	(182.12)
Other - Refund Lunch Acct Balance, etc	(49.90)

**TOTAL EXPENDITURES** **(\$581.83)**

**TOTAL NUTRITION FUND BALANCE - 09/30/2018** **\$160,317.18**

---

**O'Neill Public Schools**  
**Income - Expense Summary**  
**September-2018**

---

**STUDENT FEE FUND**

---

<b>BALANCE - 08/31/2018</b>		<b>\$37,364.94</b>
REVENUE		
Developing Eagles Fees	125.00	
MacBook Deposits	30.00	
<b>TOTAL REVENUE</b>	<u>          </u>	<b>\$155.00</b>
EXPENDITURES		
Developing Eagle Expenses	(148.00)	
<b>TOTAL EXPENDITURES</b>	<u>          </u>	<b>(\$148.00)</b>
<b>TOTAL STUDENT FEE FUND BALANCE - 09/01/2018</b>		<u><b>\$37,371.94</b></u>

---

**EMPLOYEE BENEFIT FUND**

---

<b>TOTAL EMPLOYEE BENEFIT FUND BALANCE - 08/31/2018</b>		<b>\$10,219.76</b>
REVENUE		
Non-Revenue Receipts		
Interest - Checking	0.08	
<b>TOTAL REVENUE</b>	<u>          </u>	<b>\$0.08</b>
EXPENDITURES		
Unemployment Comp	0.00	
<b>TOTAL EXPENDITURES</b>	<u>          </u>	<b>\$0.00</b>
<b>TOTAL EMPLOYEE BENEFIT FUND BALANCE - 09/01/2018</b>		<u><b>\$10,219.84</b></u>

**O'Neill Public Schools**  
**Income - Expense Summary**  
**September-2018**

---

**BUILDING FUND**

---

**TOTAL BUILDING FUND BALANCE - 08/31/2018** **\$696,505.56**

REVENUE

Taxes 280,556.48

Carline Tax 59.69

Interest - Checking 206.15

Sale of Property 5.50

**TOTAL REVENUE** **\$280,827.82**

EXPENDITURES

Expenses (63,324.85)

**TOTAL EXPENDITURES** **(\$63,324.85)**

**TOTAL BUILDING FUND BALANCE (Mutual of Omaha) - 09/01/2018** **\$914,008.53**

---

**FLEX BENEFITS FUND**

---

**CHECKING ACCOUNT BALANCE - 08/31/2018** **\$13,140.81**

REVENUE

Dist. 7 General Fund - Payroll Deductions 7,772.52

Great Western Bank - Interest 0.12

**TOTAL REVENUE** **\$7,772.64**

EXPENDITURES

Dist. 7 Employees - Employee Reimbursements (2,507.63)

**TOTAL EXPENDITURES** **(\$2,507.63)**

**TOTAL FLEX BENEFIT FUND BALANCE - 09/01/2018** **\$18,405.82**

<u>Invoice Date</u>	<u>Vendor Name</u>	<u>Account Number</u>	<u>Description</u>	<u>Amount</u>
09/14/2018	Checking	1		
	A & J TIRE AND AUTO REPAIR, LLC	01 2730 430 000 9011 000	New Tires	598.00
	A & J TIRE AND AUTO REPAIR, LLC	01 2650 430 000 9013 002	Service Custodial PU	37.00
10/09/2018				
	A & J TIRE AND AUTO REPAIR, LLC	01 2650 430 000 9012 001	Service Custodial PU	37.00
			Vendor Total:	672.00
09/30/2018				
	AEGIS THERAPIES, INC	01 6404 320 002 0000 002	PT Services - Sept 2018	577.22
	AEGIS THERAPIES, INC	01 6404 320 005 0000 002	PT Services - Sept 2018	92.38
	AEGIS THERAPIES, INC	01 2171 320 000 0000 002	PT Services - Sept 2018	1,086.86
	AEGIS THERAPIES, INC	01 2171 320 000 0000 001	PT Services - Sept 2018	280.24
	AEGIS THERAPIES, INC	01 6412 320 000 0000 002	PT Services - Sept 2018	108.50
			Vendor Total:	2,145.20
10/03/2018				
	ALDER, SARA	01 2710 332 000 0000 001	Transportation Sept 2018	590.25
			Vendor Total:	590.25
08/28/2018				
	AMPLIFY EDUCATION, INC	01 1100 640 000 1148 002	Amplify Teacher books	1,679.44
	AMPLIFY EDUCATION, INC	01 1100 640 000 1148 002	S & H	201.60
			Vendor Total:	1,881.04
10/01/2018				
	APPEARA	01 2610 610 000 0000 001	Custodial Supplies	273.61
	APPEARA	01 1100 610 000 1180 001	Class Supplies	96.31
	APPEARA	01 2610 610 000 0000 002	Custodial Supplies	197.78
			Vendor Total:	567.70
09/28/2018				
	ASHFALL FOSSIL BEDS	01 1100 810 000 2190 002	2nd Gr Field Trip	345.00
			Vendor Total:	345.00
09/30/2018				
	AVERA ST. ANTHONY'S HOSPITAL	01 2161 320 000 0000 002	OT Services - Sept 2018	2,047.50
	AVERA ST. ANTHONY'S HOSPITAL	01 2161 320 000 0000 001	OT Services - Sept 2018	860.00
	AVERA ST. ANTHONY'S HOSPITAL	01 6404 320 002 0000 002	OT Services - Sept 2018	32.50
	AVERA ST. ANTHONY'S HOSPITAL	01 6404 320 005 0000 002	OT Services - Sept 2018	390.00
	AVERA ST. ANTHONY'S HOSPITAL	01 6412 320 000 0000 002	OT Services - Sept 2018	373.75
			Vendor Total:	3,703.75
10/03/2018				
	BANKS, ANDREA	01 2710 332 000 2751 002	Transportation Sept 2018	206.58
			Vendor Total:	206.58
10/12/2018				
	Becker, Paula	01 1200 580 000 0000 002	Meals Para Conf	27.09
			Vendor Total:	27.09
09/18/2018				

<u>Invoice Date</u>	<u>Vendor Name</u>	<u>Account Number</u>	<u>Description</u>	<u>Amount</u>
08/31/2018	BLAIN PUMPING & PLUMBING	01 2610 352 000 0000 001	Pump 3 Toilets Cross Country	450.00
09/19/2018	BLAIN PUMPING & PLUMBING	01 2610 352 000 0000 001	Route drains	240.00
			Vendor Total:	690.00
	BOMGAARS	01 2610 610 000 0000 001	Custodial Supplies	33.86
	BOMGAARS	01 2610 610 000 0000 002	Custodial Supplies	21.98
			Vendor Total:	55.84
10/09/2018	BOSN, CHRISTINE	01 2320 333 000 0000 000	Mlg-ADVISER Work Day	43.60
			Vendor Total:	43.60
10/01/2018	BOYD-HOLT JOINT E-911	01 2670 352 000 0000 002	Annual Alarm Fee 2018-2019	300.00
10/01/2018	BOYD-HOLT JOINT E-911	01 2670 352 000 0000 001	Annual Alarm Fee 2018-2019	300.00
			Vendor Total:	600.00
10/03/2018	BRACHLE, ASHLEY	01 2710 332 000 0000 002	Transportation Sept 2018	177.08
			Vendor Total:	177.08
10/03/2018	BREINER, JEANNE	01 2710 332 000 0000 001	Transportation Sept 2018	674.13
			Vendor Total:	674.13
09/25/2018	BRODERSEN, JILL	01 6310 333 000 0000 000	Meals-MAPS Partner Trng	34.74
			Vendor Total:	34.74
06/07/2018	BROWN & SAENGER	01 1100 610 000 0000 002	Pens	5.88
08/01/2018	BROWN & SAENGER	01 1100 610 000 0000 002	Desks for new room 2nd gr	1,119.60
05/09/2018	BROWN & SAENGER	01 1100 610 000 1148 001	Magnetic Marker Boards New Science	2,306.70
	BROWN & SAENGER	01 1100 610 000 0000 002	Magnetic Marker Boards BWalters	512.60
	BROWN & SAENGER	01 1100 610 000 1138 001	Marker Board Barellmann	438.12
			Vendor Total:	4,382.90
10/11/2018	BURIVAL, PHILLIP	01 2710 332 000 0000 002	Transportation Aug-Sept 2018	240.76
			Vendor Total:	240.76
10/03/2018	BUXTON, CODY	01 2710 332 000 0000 002	Transportation Sept 2018	354.15
			Vendor Total:	354.15
09/25/2018	CARHART LUMBER CO	01 2610 610 000 0000 002	Custodial Supplies	149.97
	CARHART LUMBER CO	01 1100 610 000 1105 001	Class Supplies	42.85

<u>Invoice Date</u>	<u>Vendor Name</u>	<u>Account Number</u>	<u>Description</u>	<u>Amount</u>
	CARHART LUMBER CO	01 2610 610 000 0000 001	Custodial Supplies	1,098.69
			Vendor Total:	1,291.51
10/04/2018				
	CAROLINA BIOLOGICAL SUPPLY COMPANY	01 1100 610 000 1148 001	Carolina's Perfect Solution Cow Eye, Pla	39.60
	CAROLINA BIOLOGICAL SUPPLY COMPANY	01 1100 610 000 1148 001	Carolina's Perfect Solution Sheep Heart,	84.00
	CAROLINA BIOLOGICAL SUPPLY COMPANY	01 1100 610 000 1148 001	Formalin Sheep Brain, Dura Mater Intact,	180.00
	CAROLINA BIOLOGICAL SUPPLY COMPANY	01 1100 610 000 1148 001	Shipping	30.36
			Vendor Total:	333.96
10/01/2018				
	CASEY'S GENERAL STORES, INC.	01 2730 626 000 9007 001	Vehicle Fuel	20.06
	CASEY'S GENERAL STORES, INC.	01 2732 626 000 9008 000	CTL Van Fuel	100.36
	CASEY'S GENERAL STORES, INC.	01 2730 626 000 9010 000	Vehicle Fuel	20.50
	CASEY'S GENERAL STORES, INC.	01 2730 626 000 9010 001	Vehicle Fuel	70.18
	CASEY'S GENERAL STORES, INC.	01 2730 626 000 9011 001	Vehicle Fuel	203.55
	CASEY'S GENERAL STORES, INC.	01 2730 626 000 9011 000	Vehicle Fuel	18.21
	CASEY'S GENERAL STORES, INC.	01 2730 626 000 9011 002	Vehicle Fuel	21.90
	CASEY'S GENERAL STORES, INC.	01 2730 626 000 9014 001	Vehicle Fuel	525.71
	CASEY'S GENERAL STORES, INC.	01 2730 626 000 9015 001	Vehicle Fuel	83.23
	CASEY'S GENERAL STORES, INC.	01 2730 626 000 9015 000	Vehicle Fuel	16.16
	CASEY'S GENERAL STORES, INC.	01 2730 626 000 9015 002	Vehicle Fuel	52.90
	CASEY'S GENERAL STORES, INC.	01 2730 626 000 9016 000	Vehicle Fuel	16.77
	CASEY'S GENERAL STORES, INC.	01 2730 626 000 9016 001	Vehicle Fuel	96.32
	CASEY'S GENERAL STORES, INC.	01 2730 626 000 9016 002	Vehicle Fuel	59.86
	CASEY'S GENERAL STORES, INC.	01 2730 626 000 9017 001	Vehicle Fuel	250.71
	CASEY'S GENERAL STORES, INC.	01 2730 626 000 0000 000	Vehicle Fuel	(27.89)
			Vendor Total:	1,528.53
10/02/2018				
	CITY OF O'NEILL	01 2610 410 000 0000 002	Monthly Service	1,854.40
	CITY OF O'NEILL	01 2610 410 000 0000 001	Monthly Service	3,194.24
	CITY OF O'NEILL	01 2610 410 000 0000 000	Monthly Service	1,092.70
			Vendor Total:	6,141.34
10/12/2018				
	CLOUSE, ABBYGALE	01 2710 332 000 0000 002	Transportation Aug-Sept 2018	385.22
			Vendor Total:	385.22
09/27/2018				
	COMFORT INN	01 2670 580 000 0000 000	Safety & Wellness Conference Lodging	104.95
			Vendor Total:	104.95
10/03/2018				
	CONDITIONED AIR MECHANICAL SYSTEMS & SERVICES CO	01 2620 352 000 0000 002	Repairs to pumps at Elem	4,460.00

<u>Invoice Date</u>	<u>Vendor Name</u>	<u>Account Number</u>	<u>Description</u>	<u>Amount</u>
	CONDITIONED AIR MECHANICAL SYSTEMS & SERVICES CO	01 2620 610 000 0000 002	Repairs to pumps at Elem	1,888.96
			Vendor Total:	6,348.96
10/11/2018				
	COUTHARD-CHILDERS, CHRISTINA	01 2161 320 000 0000 002	OT Services Aug-Sept 2018	2,896.76
	COUTHARD-CHILDERS, CHRISTINA	01 2161 320 000 0000 001	OT Services Aug-Sept 2018	65.00
	COUTHARD-CHILDERS, CHRISTINA	01 6404 320 002 0000 002	OT Services Aug-Sept 2018	585.00
	COUTHARD-CHILDERS, CHRISTINA	01 6404 320 005 0000 002	OT Services Aug-Sept 2018	65.00
			Vendor Total:	3,611.76
10/05/2018				
	CUHEL, FRANK	01 2710 332 000 0000 002	Transportation Sept 2018	472.20
			Vendor Total:	472.20
09/25/2018				
	DECKER EQUIPMENT	01 2610 610 000 0000 001	9000 series large shell for 18" seat hei	762.50
	DECKER EQUIPMENT	01 2610 610 000 0000 001	Double sided hinge adjuster tool	95.76
	DECKER EQUIPMENT	01 2610 610 000 0000 001	shipping/handling	103.72
10/05/2018				
	DECKER EQUIPMENT	01 2620 610 000 0000 002	Plastic hook holder	283.50
	DECKER EQUIPMENT	01 2620 610 000 0000 002	Door frame bumper 100 pieces per bag	20.00
	DECKER EQUIPMENT	01 2620 610 000 0000 002	Door latch magnet covers	63.00
	DECKER EQUIPMENT	01 2620 610 000 0000 002	Shipping	36.77
			Vendor Total:	1,365.25
09/17/2018				
	DOTY'S PLUMBING LLC	01 2620 352 000 0000 002	Unplugged toilet	65.00
10/01/2018				
	DOTY'S PLUMBING LLC	01 2620 352 000 0000 001	Abandoned piping in irrigation pit	65.00
			Vendor Total:	130.00
10/03/2018				
	DOTY, JEAN	01 2710 332 000 2751 001	Transportation Sept 2018	174.92
			Vendor Total:	174.92
09/14/2018				
	EGAN SUPPLY CO	01 2610 610 000 0000 001	Jr. Jumbo Bath Tissue SELECT 2P/3.3"CORE	487.00
	EGAN SUPPLY CO	01 2610 610 000 0000 001	GLOVES 6MIL NITRILE LARGE BLUE PF 100BX/	208.20
	EGAN SUPPLY CO	01 2610 610 000 0000 001	GLOVES 6MIL NITRILE XL BLUE PF 100BX/10C	211.20
	EGAN SUPPLY CO	01 2610 610 000 0000 001	REST STOP RTU 32z/ 12c NABC CLEANER/ DEO	54.72
	EGAN SUPPLY CO	01 2610 610 000 0000 001	GE GREEN EARTH FOAM HAND CLEANSER 1000ML	191.16
	EGAN SUPPLY CO	01 2610 610 000 0000 001	DUAL pH7Q FASTDRAW CONC 4/2L NEUTRAL DIS	190.00
	EGAN SUPPLY CO	01 2610 610 000 0000 001	Chewing Gum Remover 12x6OZ CN/CS Aerosol	62.64

<u>Invoice Date</u>	<u>Vendor Name</u>	<u>Account Number</u>	<u>Description</u>	<u>Amount</u>
	EGAN SUPPLY CO	01 2610 610 000 0000 001	SSS STAINLESS STEEL METAL CLEANER & POLI	137.76
	EGAN SUPPLY CO	01 2610 610 000 0000 001	shipping/handling	11.50
			Vendor Total:	1,554.18
09/28/2018				
	EJ COMPUTERS LLC	01 6967 650 000 1195 001	Lenovo Computer for St. Mary's	409.66
			Vendor Total:	409.66
09/26/2018				
	ELECTRONIC SYSTEMS, INC	01 2620 352 000 0000 002	Repairs Alarm System	460.00
	ELECTRONIC SYSTEMS, INC	01 2620 610 000 0000 002	Repairs Alarm System	265.00
			Vendor Total:	725.00
10/02/2018				
	EMBASSY SUITES LaVISTA	12 1100 580 000 1744 002	Project Director Day - Lodging - M. Schu	270.90
			Vendor Total:	270.90
09/25/2018				
	ENGINEERED CONTROLS,	01 2620 352 000 0000 001	Repairs	582.00
			Vendor Total:	582.00
09/11/2018				
	ESU #1	01 2670 330 000 0000 000	Regis-Standard Response Protocol Trng	60.00
			Vendor Total:	60.00
09/17/2018				
	ESU #5	01 1100 643 000 0000 000	2018-19 PowerSchool Consortium/Cloud	12,406.40
			Vendor Total:	12,406.40
09/20/2018				
	ESU #8	01 1100 643 000 0000 000	NWEA MAP Testing 2018-2019	2,562.50
09/20/2018				
	ESU #8	01 2130 340 000 0000 000	Nursing Contract 2018-2019	56,700.00
09/20/2018				
	ESU #8	01 2120 352 000 0000 001	John Baylor ACT Prep 2018-19	4,224.00
09/20/2018				
	ESU #8	01 2224 382 000 0000 001	Distance Learning 2018-2019	3,500.00
09/20/2018				
	ESU #8	01 1100 643 000 0000 001	Apex Seats 2018-19 + 3 Hr Online Session	3,144.35
09/21/2018				
	ESU #8	01 2230 643 000 0000 001	2018-19 Canvas Cloud Subscription	2,400.00
			Vendor Total:	72,530.85
08/24/2018				
	FISHER SCIENTIFIC	01 1100 610 000 1148 001	Hotplate/Stirrer	554.00
09/17/2018				
	FISHER SCIENTIFIC	01 1100 610 000 1148 001	Hotplate/Stirrer Credit for incorrect	(308.00)

<u>Invoice Date</u>	<u>Vendor Name</u>	<u>Account Number</u>	<u>Description</u>	<u>Amount</u>
			Vendor Total:	246.00
09/17/2018	Fisher, Corey	01 2410 610 000 0000 001	Meal for Music Assembly Set Up	54.74
			Vendor Total:	54.74
09/24/2018	FOX'S FOOD PLAZA	01 2730 626 000 9014 001	Vehicle Fuel	30.28
	FOX'S FOOD PLAZA	01 2730 626 000 9017 001	Vehicle Fuel	25.14
	FOX'S FOOD PLAZA	01 2732 626 000 9018 000	HC Van Fuel	321.35
			Vendor Total:	376.77
10/08/2018	GRASS, DELLA	01 2710 332 000 0000 001	Transportation Aug-Sept 2018	477.48
			Vendor Total:	477.48
10/04/2018	GRUHN, CINDY	01 2710 332 000 0000 002	Transportation Sept 2018	223.68
			Vendor Total:	223.68
10/03/2018	GUARDIAN SECURITY SERVICE	01 2660 352 000 0000 001	Survey, install & adjust camera	375.00
			Vendor Total:	375.00
10/03/2018	HAMPTON, ANITA	01 2710 332 000 0000 001	Transportation Sept 2018	501.72
			Vendor Total:	501.72
10/03/2018	HARMANTAS, TRENA	01 2710 332 000 0000 001	Transportation Sept 2018	298.23
			Vendor Total:	298.23
10/03/2018	HARRIS, DUSTIN	01 2710 332 000 0000 001	Transportation Sept 2018	283.32
			Vendor Total:	283.32
10/09/2018	HARTE'S LAWN SERVICE	01 2630 420 000 0000 000	Fertilizer/Sprinkler Parts/Mowing Sept	6,828.57
			Vendor Total:	6,828.57
10/11/2018	HAUSMANN CONSTRUCTION INC	01 4700 450 000 0000 001	Closing Costs Equip, Proj 2A 2B 2C & 4	210,867.52
			Vendor Total:	210,867.52
10/01/2018	HEARTLAND COUNSELING SERVICES, INC.	01 6967 320 000 0000 000	School Therapy -Sept 2018	1,000.00
			Vendor Total:	1,000.00
09/15/2018	HILKER, MINDEE	01 2730 626 000 9007 001	Vehicle Fuel	40.16
			Vendor Total:	40.16
10/01/2018	HOLDREGE PUBLIC SCHOOLS	01 1100 211 000 1105 002	Insurance Oct 2018	512.81
	HOLDREGE PUBLIC SCHOOLS	01 1100 211 000 1175 002	Insurance Oct 2018	341.87

<u>Invoice Date</u>	<u>Vendor Name</u>	<u>Account Number</u>	<u>Description</u>	<u>Amount</u>
			Vendor Total:	854.68
09/27/2018	HOLT COUNTY INDEPENDENT	01 2310 540 000 0000 000	Notice Proceedings & Ads	492.46
			Vendor Total:	492.46
09/30/2018	HYATT APPLIANCE SERVICE	01 2620 352 000 0000 001	Service on AC in Modular	49.75
	HYATT APPLIANCE SERVICE	01 2620 610 000 0000 001	Service on AC in Modular	143.72
			Vendor Total:	193.47
10/08/2018	ISLAND SUPPLY WELDING CO	01 1100 610 000 1180 001	Class Supplies	31.68
10/04/2018	ISLAND SUPPLY WELDING CO	01 1100 610 000 1103 001	Class Supplies	57.40
			Vendor Total:	89.08
09/26/2018	JAYMAR BUSINESS FORMS, INC.	01 2510 610 000 0000 000	Bldg Fund & Depr Fund Checks	232.66
			Vendor Total:	232.66
09/30/2018	KBRX RADIO	01 2310 540 000 0000 000	Ads	37.50
			Vendor Total:	37.50
10/03/2018	KENNEDY, VALERIE	01 2710 332 000 0000 002	Transportation Sept 2018	413.18
			Vendor Total:	413.18
10/09/2018	KRAFT, ROXANNE	01 1200 580 000 0000 002	Meals-Para Conf	16.17
			Vendor Total:	16.17
09/22/2018	LA QUINTA INN & SUITES	01 6310 580 000 0000 001	NATS Ldg Dexter Leisy Corkle Simonson	214.68
			Vendor Total:	214.68
10/03/2018	LAIBLE, DUSTIN	01 2710 332 000 0000 002	Transportation Sept 2018	118.05
	LAIBLE, DUSTIN	01 2710 332 000 0000 001	Transportation Sept 2018	118.05
			Vendor Total:	236.10
10/03/2018	LARSEN, AMY	01 2710 332 000 2751 001	Transportation Aug-Sept 2018	391.41
			Vendor Total:	391.41
09/20/2018	LEAF FUNDING INC.	01 1100 440 000 0000 000	Copier Contract	1,299.00
			Vendor Total:	1,299.00
10/03/2018	LECHTENBERG, JACQUELYN	01 2712 332 000 0000 001	Transportation - Sept 2018	725.94
	LECHTENBERG, JACQUELYN	01 2710 332 000 2751 002	Transportation - Sept 2018	26.40
			Vendor Total:	752.34
09/14/2018				

<u>Invoice Date</u>	<u>Vendor Name</u>	<u>Account Number</u>	<u>Description</u>	<u>Amount</u>
	LERNER PUBLISHING GROUP	01 2220 640 000 0000 002	THE Night Sky	23.99
	LERNER PUBLISHING GROUP	01 2220 640 000 0000 002	The Ocean World	23.99
	LERNER PUBLISHING GROUP	01 2220 640 000 0000 002	Who's Hiding	12.74
	LERNER PUBLISHING GROUP	01 2220 640 000 0000 002	The T-Rex Who Lost his Specs	13.49
	LERNER PUBLISHING GROUP	01 2220 640 000 0000 002	Did Castles Have Bathroom	19.99
	LERNER PUBLISHING GROUP	01 2220 640 000 0000 002	Can Rats Swim from the Sewer into Toilet	19.99
	LERNER PUBLISHING GROUP	01 2220 640 000 0000 002	Did President Grant Really Get A Speedi	19.99
	LERNER PUBLISHING GROUP	01 2220 640 000 0000 002	Dinosaur Hunters in the Forest	20.99
	LERNER PUBLISHING GROUP	01 2220 640 000 0000 002	Coming Up Clutch	25.99
	LERNER PUBLISHING GROUP	01 2220 640 000 0000 002	The Great Rhino Rescue	23.99
	LERNER PUBLISHING GROUP	01 2220 640 000 0000 002	Cloverleaf B00ks-Space Adventures	94.95
	LERNER PUBLISHING GROUP	01 2220 640 000 0000 002	Porcupine's Picnic	14.99
	LERNER PUBLISHING GROUP	01 2220 640 000 0000 002	Build Beaver, Build	19.99
	LERNER PUBLISHING GROUP	01 2220 640 000 0000 002	Break the Seige	20.99
	LERNER PUBLISHING GROUP	01 2220 640 000 0000 002	Stickmen's guides to Oceans in Layers	20.99
	LERNER PUBLISHING GROUP	01 2220 640 000 0000 002	Stickmen's guides to Your Brilliant Brai	20.99
	LERNER PUBLISHING GROUP	01 2220 640 000 0000 002	Brain Game Hunts Jungle Buzzles	20.99
	LERNER PUBLISHING GROUP	01 2220 640 000 0000 002	Are you the Pirate Captain	13.49
			Vendor Total:	432.53
10/08/2018				
	LORENZ, KIMBERLY	01 2710 332 000 0000 001	Transportation Sept 2018	73.78
			Vendor Total:	73.78
08/31/2018				
	LUNCHTIME SOLUTIONS, INC.	01 1190 610 000 1190 002	Preschool Snacks Aug 2018	185.05
	LUNCHTIME SOLUTIONS, INC.	01 1100 610 000 0000 002	Kdg Snacks Aug 2018	377.47
	LUNCHTIME SOLUTIONS, INC.	06 3100 630 000 0000 000	Food - Aug 2018	24,634.06
09/30/2018				
	LUNCHTIME SOLUTIONS, INC.	01 1190 610 000 1190 002	PreSchool Snacks - Sept 2018	428.23
	LUNCHTIME SOLUTIONS, INC.	01 1100 610 000 0000 002	Kdg Snacks - Sept 2018	867.93
	LUNCHTIME SOLUTIONS, INC.	06 3100 630 000 0000 000	Food - Sept 2018	37,920.97
			Vendor Total:	64,413.71
10/03/2018				
	MARVIN, KATHLEEN	01 2670 580 000 0000 000	Meals Safety & Wellness Conf	17.57
			Vendor Total:	17.57
10/11/2018				
	MATSCHULLAT, KRIS	01 2710 332 000 0000 002	Transportation - Sept 2018	49.71
			Vendor Total:	49.71
10/03/2018				
	McALLISTER, JENNIFER	01 2710 332 000 0000 001	Transportation Sept 2018	528.12
			Vendor Total:	528.12

<u>Invoice Date</u>	<u>Vendor Name</u>	<u>Account Number</u>	<u>Description</u>	<u>Amount</u>
08/31/2018	MID-STATE ENGINEERING & TESTING, INC	01 4700 352 000 0000 001	Testing	8,638.00
			Vendor Total:	8,638.00
09/17/2018	MIDWEST RESTAURANT SUPPLY LLC	06 3100 610 000 0000 000	Microwave Oven Door	542.81
			Vendor Total:	542.81
10/03/2018	MINER, CHERYL	01 2710 332 000 0000 002	Transportation Sept 2018	139.80
			Vendor Total:	139.80
10/04/2018	MORAN, JUSTIN	01 2710 332 000 2751 001	Transportation Aug-Sept 2018	180.56
	MORAN, JUSTIN	01 2710 332 000 2751 002	Transportation Aug-Sept 2018	180.56
			Vendor Total:	361.12
10/01/2018	MYERS BUS SERVICE INC.	01 2710 510 000 0000 001	Activity Travel	8,671.52
	MYERS BUS SERVICE INC.	01 2710 510 000 0000 002	1st & 2nd Gr Field Trip	1,203.54
10/02/2018	MYERS BUS SERVICE INC.	01 2710 510 000 0000 001	PE Bus Sept 2018	360.00
			Vendor Total:	10,235.06
10/01/2018	MYERS LUXURY COACHES, INC	01 2710 510 000 0000 001	Activity Travel	2,939.47
			Vendor Total:	2,939.47
10/11/2018	NAJE	01 1100 810 000 1108 001	NECC Honor Band Registration	30.00
			Vendor Total:	30.00
09/26/2018	NASB-NEBR ASSOC OF SCHOOL BOARDS	01 2310 330 000 0000 000	Area Membership Mtg - Board Members	216.00
	NASB-NEBR ASSOC OF SCHOOL BOARDS	01 2320 330 000 0000 000	Area Membership Mtg - A. Shane	72.00
09/26/2018	NASB-NEBR ASSOC OF SCHOOL BOARDS	01 2310 330 000 0000 000	State Ed Conf Reg - A Rowse	225.00
	NASB-NEBR ASSOC OF SCHOOL BOARDS	01 2310 580 000 0000 000	State Ed Conf Reg - A. Rowse	57.00
09/26/2018	NASB-NEBR ASSOC OF SCHOOL BOARDS	01 2320 330 000 0000 000	State Ed Conf Reg - A Shane	282.00
	NASB-NEBR ASSOC OF SCHOOL BOARDS	01 2320 580 000 0000 000	State Ed Conf Reg - A. Shane	57.00
			Vendor Total:	909.00
09/26/2018	NATS-NEBR ACADEMY OF SCIENCES INC	01 6310 330 000 0000 001	NATS Registration Dexter/Corkle	100.00
	NATS-NEBR ACADEMY OF SCIENCES INC	01 6310 330 000 0000 001	NATS Registration Simonson	150.00

<u>Invoice Date</u>	<u>Vendor Name</u>	<u>Account Number</u>	<u>Description</u>	<u>Amount</u>
			Vendor Total:	250.00
09/18/2018				
	NE NEBRASKA REGIONAL DEAF EDUCATION PROG	01 2151 591 000 0000 002	Deaf Education - Aug 2018	2,065.93
	NE NEBRASKA REGIONAL DEAF EDUCATION PROG	01 2151 591 000 0000 001	Deaf Education - Aug 2018	1,600.00
	NE NEBRASKA REGIONAL DEAF EDUCATION PROG	01 6404 591 002 0000 002	Deaf Education - Aug 2018	600.00
			Vendor Total:	4,265.93
10/02/2018				
	NENSSA	01 2320 580 000 0000 000	2018 Fall Region 3 Meeting	43.00
	NENSSA	01 2320 810 000 0000 000	2018-19 Membership	25.00
			Vendor Total:	68.00
10/09/2018				
	NORTH CENTRAL DISTRICT HEALTH DEPARTMENT	01 2320 610 000 0000 000	Personnel ID Badges	12.00
			Vendor Total:	12.00
09/17/2018				
	NORTHEAST COMMUNITY COLLEGE BOOK STORE	01 1100 640 000 1145 001	Nurse Aide Books	155.15
			Vendor Total:	155.15
09/29/2018				
	O'NEILL AUTO SUPPLY, INC	01 2730 610 000 0000 000	Van Maintenance	262.48
			Vendor Total:	262.48
10/01/2018				
	O'NEILL CAR WASH LLC	01 2730 890 000 0000 000	Vehicle Washes	29.93
	O'NEILL CAR WASH LLC	01 2732 890 000 9018 000	HC Van Wash	8.68
			Vendor Total:	38.61
09/12/2018				
	O'NEILL ELECTRIC MOTOR SERVICE	01 2620 352 000 0000 001	Repairs to Scoreboard	65.50
			Vendor Total:	65.50
10/01/2018				
	O'NEILL SUPER FOODS	01 1200 610 000 1235 001	Class Supplies	67.70
	O'NEILL SUPER FOODS	01 2320 610 000 0000 000	Supplies	4.99
			Vendor Total:	72.69
10/01/2018				
	OGDEN HARDWARE	01 2610 610 000 0000 001	Custodial Supplies	668.65
	OGDEN HARDWARE	01 2610 610 000 0000 002	Custodial Supplies	54.43
			Vendor Total:	723.08
09/30/2018				
	ONE OFFICE SOLUTION	01 1100 610 000 0000 002	Copier Contract	995.11
	ONE OFFICE SOLUTION	01 1100 610 000 0000 001	Copier Contract	684.15
			Vendor Total:	1,679.26
09/30/2018				
	ONE SOURCE, THE BACKGROUND CHECK CO., INC	01 2510 350 000 0000 002	Background Checks	16.00

<u>Invoice Date</u>	<u>Vendor Name</u>	<u>Account Number</u>	<u>Description</u>	<u>Amount</u>
	ONE SOURCE, THE BACKGROUND CHECK CO., INC	01 2510 350 000 0000 000	Background Checks	16.00
	ONE SOURCE, THE BACKGROUND CHECK CO., INC	01 2510 350 000 1190 002	Background Checks	16.00
	ONE SOURCE, THE BACKGROUND CHECK CO., INC	12 2510 350 000 1744 002	Background Checks	42.00
			Vendor Total:	90.00
10/15/2018				
	OPS DIST #7	01 1200 333 000 0000 000	Mlg-Workshops	310.65
	OPS DIST #7	01 6310 333 000 0000 000	Mlg-Workshops	271.95
	OPS DIST #7	01 6310 333 000 0000 002	Mlg-Workshops	48.50
	OPS DIST #7	01 6310 333 000 0000 001	Mlg-Workshops	172.76
10/05/2018				
	OPS DIST #7	06 3100 890 000 0000 000	Transfer Lunch Bal to Dev Eagles Acct	285.00
			Vendor Total:	1,088.86
10/03/2018				
	OPS LUNCH FUND	01 2710 332 000 2751 001	Transportation Sept 2018	16.90
			Vendor Total:	16.90
10/03/2018				
	PARKS, KATIE	01 2710 332 000 0000 002	Transportation Sept 2018	88.54
			Vendor Total:	88.54
09/18/2018				
	PHONAK, LLC	01 1200 610 000 0000 002	Roger X (02) (champagne) Trainer	1,612.00
	PHONAK, LLC	01 1200 610 000 0000 002	Audio Shoe AS18 (champagne)	100.00
	PHONAK, LLC	01 1200 610 000 0000 002	Shipping/handling Warranty to 12/16/20	19.99
			Vendor Total:	1,731.99
09/30/2018				
	PITNEY BOWES FINANCIAL SERVICES LLC	01 2510 531 000 0000 000	Postage Meter Lease	462.00
			Vendor Total:	462.00
10/04/2018				
	PITSCO EDUCATION	01 1100 610 000 1180 001	Balsa Wood Megapack	67.75
	PITSCO EDUCATION	01 1100 610 000 1180 001	Insta-Cure+ Glue	81.75
	PITSCO EDUCATION	01 1100 610 000 1180 001	Gorilla Glue	10.25
	PITSCO EDUCATION	01 1100 610 000 1180 001	HD Bond II	11.65
	PITSCO EDUCATION	01 1100 610 000 1180 001	Shipping	17.14
			Vendor Total:	188.54
10/02/2018				
	RANCHLAND AUTO PARTS	01 2733 626 000 9001 002	Antifreeze and Windshield Fluid	18.33
			Vendor Total:	18.33
10/05/2018				
	RESERVE ACCOUNT	01 2510 531 000 0000 000	Postage	142.08
	RESERVE ACCOUNT	01 2510 531 000 0000 001	Postage	198.88

<u>Invoice Date</u>	<u>Vendor Name</u>	<u>Account Number</u>	<u>Description</u>	<u>Amount</u>
	RESERVE ACCOUNT	01 2510 531 000 0000 002	Postage	20.40
	RESERVE ACCOUNT	01 1200 531 000 0000 001	Postage	15.11
	RESERVE ACCOUNT	01 1200 531 000 0000 002	Postage	0.47
	RESERVE ACCOUNT	06 3100 531 000 0000 000	Postage	49.82
			Vendor Total:	426.76
10/01/2018				
	SAWYER, DEBRA	12 1100 580 000 1744 002	Meals-21st CCLC Conf	62.58
			Vendor Total:	62.58
10/04/2018				
	SAYERS, ANGELA	01 2710 332 000 0000 002	Transportation Sept 2018	295.13
			Vendor Total:	295.13
10/02/2018				
	SCHOLASTIC INC	01 1200 640 000 0000 001	10 copies of Scholastic Action Subscript	94.90
	SCHOLASTIC INC	01 1200 640 000 0000 001	shipping/handling	9.49
			Vendor Total:	104.39
10/01/2018				
	SCHOOL SPECIALTY, INC.	01 1100 610 000 0000 001	Student Planners	39.94
			Vendor Total:	39.94
10/01/2018				
	Schultz, Margaret	12 1100 580 000 1744 002	Meals-21st CCLC Conf	41.59
10/11/2018				
	Schultz, Margaret	01 1200 580 000 0000 002	Meals Para Conf	21.88
			Vendor Total:	63.47
10/04/2019				
	SHAD'S ELECTRIC	01 2620 352 000 0000 001	Repairs tunnel lights on west	180.00
	SHAD'S ELECTRIC	01 2620 610 000 0000 001	Repairs tunnel lights on west	45.76
10/04/2018				
	SHAD'S ELECTRIC	01 2620 352 000 0000 001	Heaters Lights Outlets Garage/Maint Shop	900.00
	SHAD'S ELECTRIC	01 2620 610 000 0000 001	Heaters Lights Outlets Garage/Maint Shop	420.83
10/04/2018				
	SHAD'S ELECTRIC	01 2620 352 000 0000 000	Repair LED Emergency Lights	60.00
	SHAD'S ELECTRIC	01 2620 610 000 0000 000	Repair LED Emergency Lights	33.80
			Vendor Total:	1,640.39
09/18/2018				
	SHOEMAKER, CRYSTAL	01 6310 580 000 0000 002	Meals MTSS	62.64
			Vendor Total:	62.64
10/08/2018				
	SHOLES, MOLLY	01 2710 332 000 0000 002	Transportation Sept 2018	88.54
	SHOLES, MOLLY	01 2710 332 000 0000 001	Transportation Sept 2018	88.54
			Vendor Total:	177.08
10/09/2018				

<u>Invoice Date</u>	<u>Vendor Name</u>	<u>Account Number</u>	<u>Description</u>	<u>Amount</u>
	SIMMONS, KEVIN	01 2710 332 000 0000 001	Transportation - Sept 2018	118.05
			Vendor Total:	118.05
09/24/2018				
	SIMONSON, NICHOLAS	01 6310 580 000 0000 001	Meals-NATS Conf	28.68
			Vendor Total:	28.68
10/12/2018				
	SPANGLER, CINDY	01 2710 332 000 0000 002	Transportation Sept 2018	95.92
	SPANGLER, CINDY	01 2710 332 000 0000 001	Transportation Sept 2018	95.91
			Vendor Total:	191.83
09/18/2018				
	SPECIAL T'S & MORE	01 2410 610 000 0000 001	Staff t-shirts	460.45
10/02/2018				
	SPECIAL T'S & MORE	01 2290 610 000 0000 000	Staff Shirts	601.00
			Vendor Total:	1,061.45
10/03/2018				
	STAGEMEYER, CARLA	01 2710 332 000 0000 001	Transportation Sept 2018	377.45
			Vendor Total:	377.45
09/18/2018				
	STEPPCO REFRIGERATION	06 3100 430 000 0000 002	Repair Walk in cooler	192.00
			Vendor Total:	192.00
10/10/2018				
	STORJOHANN, MARK	01 2710 332 000 0000 001	Transportation 9/12-10/10	163.10
			Vendor Total:	163.10
10/03/2018				
	STROPE, KATHRYN	01 2710 332 000 0000 001	Transportation Sept 2018	177.08
			Vendor Total:	177.08
09/14/2018				
	SUMMERS, BRANDI	01 2710 332 000 0000 002	Transportation Sept 2018	90.87
	SUMMERS, BRANDI	01 2710 332 000 0000 001	Transportation Sept 2018	90.87
			Vendor Total:	181.74
10/08/2018				
	TAESE/USU	01 2410 330 000 0000 002	Tri State Sped Law Conf Reg - J. York	250.00
	TAESE/USU	01 1200 330 000 0000 000	Tri State Sped Law Conf Reg -S. Stelling	210.00
			Vendor Total:	460.00
09/26/2018				
	TAYLOR MADE PRINTING, INC.	01 2510 610 000 0000 000	Envelopes (10 boxes)	444.00
			Vendor Total:	444.00
09/21/2018				
	TAYLOR MUSIC INC	01 1100 610 000 1108 001	LP Claw Mount	70.00
	TAYLOR MUSIC INC	01 1100 610 000 1108 001	LP Eye Bolt Assembly	48.00
	TAYLOR MUSIC INC	01 1100 610 000 1108 001	Shipping/Handling	15.00
			Vendor Total:	133.00
09/01/2018				

<u>Invoice Date</u>	<u>Vendor Name</u>	<u>Account Number</u>	<u>Description</u>	<u>Amount</u>
	TORPIN'S RODEO MARKET	01 1200 610 000 1235 001	Class Supplies	148.33
	TORPIN'S RODEO MARKET	01 2320 610 000 0000 000	Supplies	9.78
	TORPIN'S RODEO MARKET	01 1100 610 000 1118 001	Class Supplies	397.43
			Vendor Total:	555.54
10/03/2018				
	VAN EVERY, GREG	01 2710 332 000 0000 001	Transportation Sept 2018	191.83
	VAN EVERY, GREG	01 2710 332 000 0000 002	Transportation Sept 2018	191.84
			Vendor Total:	383.67
10/03/2018				
	WELKE, AMANDA	01 2710 332 000 0000 002	Transportation Sept 2018	43.29
	WELKE, AMANDA	01 2710 332 000 0000 001	Transportation Sept 2018	86.57
			Vendor Total:	129.86
09/28/2018				
	WEST HOLT PUBLIC SCHOOLS	01 6404 591 005 0000 002	Preschool Speech Services Aug-Sept 2018	165.00
			Vendor Total:	165.00
10/05/2018				
	WETTLAUFER, KRISTIN	01 2710 332 000 0000 002	Transportation Sept 2018	307.55
			Vendor Total:	307.55
10/03/2018				
	WILLIAMSON, KATIE	01 2710 332 000 0000 002	Transportation Sept 2018	177.08
			Vendor Total:	177.08
10/06/2018				
	WILLIS, CAROLE	01 6310 580 000 1195 002	Meals-Plum Creek Lit Festival (SM)	3.26
	WILLIS, CAROLE	01 6310 333 000 1195 002	Mlg-Plum Creek Lit Festival (SM)	186.39
			Vendor Total:	189.65
10/03/2018				
	WISEMAN, TRICIA	01 2710 332 000 0000 002	Transportation Aug-Sept 2018	577.83
			Vendor Total:	577.83
09/17/2018				
	XTRA PRODUCTIONS	01 2620 610 000 0000 001	Handheld mic w/switch & cables	70.00
			Vendor Total:	70.00
10/03/2018				
	YOUNG, HEATHER	01 2710 332 000 0000 002	Transportation Sept 2018	250.86
			Vendor Total:	250.86
			Checking Account Total:	464,411.66
<u>Checking</u>	8			
08/31/2018				
	DAVIS DESIGN	08 4700 450 000 0000 001	07-0149 Jr/Sr HS Addition	15,212.83
08/31/2018				
	DAVIS DESIGN	08 4700 450 000 0000 001	17-0150 Travel Time & Reimbursables	4,150.04
			Vendor Total:	19,362.87
09/21/2018				
	ENVIRONMENTAL SERVICES, INC.	08 4700 450 000 0000 001	Asbestos Removal	8,528.00

<u>Invoice Date</u>	<u>Vendor Name</u>	<u>Account Number</u>	<u>Description</u>	<u>Amount</u>
			Vendor Total:	8,528.00
10/11/2018	HAUSMANN CONSTRUCTION INC	08 4700 450 000 0000 001	Pay Draw #2	26,243.32
10/11/2018	HAUSMANN CONSTRUCTION INC	08 4700 450 000 0000 001	Project 2D Draw Request 1 & 2	378,226.12
			Vendor Total:	404,469.44
			Checking Account Total:	432,360.31

<u>Invoice Date</u>	<u>Vendor Name</u>	<u>Account Number</u>	<u>Description</u>	<u>Amount</u>
	Checking	1		
09/24/2018	AMAZON.COM	01 1100 640 000 1114 001	Crossing the Wire novels	244.65
09/14/2018	AMAZON.COM	01 2220 640 000 0000 001	Smithsonian	12.00
	AMAZON.COM	01 2220 640 000 0000 001	Nat Geo Traveler	10.00
	AMAZON.COM	01 2220 640 000 0000 001	National Geographic	25.00
	AMAZON.COM	01 2220 640 000 0000 001	Nat Geo History	24.00
10/05/2018	AMAZON.COM	01 1150 640 000 0000 001	McDougal Littell Middle School American	17.49
	AMAZON.COM	01 1150 640 000 0000 001	shipping	3.99
09/24/2018	AMAZON.COM	01 2220 640 000 0000 001	Hardcover - September 25, 2018 by Alex G	11.72
	AMAZON.COM	01 2220 640 000 0000 001	A Perilous Journey of Danger and Mayhem	11.72
09/07/2018	AMAZON.COM	01 2220 640 000 0000 002	Wednesdays in the Tower (Tuesdays at the	10.01
09/17/2018	AMAZON.COM	01 2220 640 000 0000 002	Junie B. Jones Is A Beauty Shop Guy (Jun	11.99
09/14/2018	AMAZON.COM	01 2220 640 000 0000 001	Runner's World	25.00
09/24/2018	AMAZON.COM	01 2220 640 000 0000 002	The Assassination of Brangwain Spurge Ha	15.49
09/23/2018	AMAZON.COM	01 2220 640 000 0000 002	The Blood Of Olympus (The Heroes of Olym	22.46
09/23/2018	AMAZON.COM	01 1200 610 000 0000 001	Texas Instruments (34MV/TBL/1L1) TI-34 M	59.85
10/02/2018	AMAZON.COM	01 1100 610 000 1180 001	styrofoam cutting wire	18.88
	AMAZON.COM	01 1100 610 000 1180 001	styrofoam cutting wire	23.88
09/14/2018	AMAZON.COM	01 2220 640 000 0000 001	Archaeology	23.95
09/24/2018	AMAZON.COM	01 2220 640 000 0000 002	Sweep: The Story of a Girl and Her Monst	16.91
10/02/2018	AMAZON.COM	06 3100 610 000 0000 000	Triplicate Receipt Book 8L808R	40.02
09/14/2018				

<u>Invoice Date</u>	<u>Vendor Name</u>	<u>Account Number</u>	<u>Description</u>	<u>Amount</u>
	AMAZON.COM	01 2220 640 000 0000 001	Nebraska Life	24.00
	AMAZON.COM	01 2220 640 000 0000 001	Science News	50.00
	AMAZON.COM	01 2220 640 000 0000 001	American History	30.00
09/13/2018				
	AMAZON.COM	01 2220 640 000 0000 002	Yellow Star, the: The Legend of King Chr	14.78
	AMAZON.COM	01 2220 610 000 0000 002	Red Co. Decorative Plate Holder, Metal S	117.96
09/24/2018				
	AMAZON.COM	01 1100 640 000 1114 001	Grendel by John Gardner (paperback)	125.60
10/05/2018				
	AMAZON.COM	01 2220 640 000 0000 001	Audio CD - Audiobook, CD, Unabridged Bur	17.39
09/19/2018				
	AMAZON.COM	01 2220 640 000 0000 001	The Guggenheim Mystery Hardcover - 2017	11.55
09/24/2018				
	AMAZON.COM	01 2220 610 000 0000 001	DISCARD Self Inking Rubber Stamp - Red I	8.99
	AMAZON.COM	01 2220 640 000 0000 001	And The Ocean Was Our Sky Hardcover - Se	13.51
	AMAZON.COM	01 2220 640 000 0000 001	The Good Demon Hardcover - September 18,	12.91
	AMAZON.COM	01 2220 640 000 0000 001	A Heart in a Body in the World Hardcover	12.91
	AMAZON.COM	01 2220 640 000 0000 001	The Forgetting Hardcover - September 13,	11.92
	AMAZON.COM	01 2220 640 000 0000 001	When Friendship Followed Me Home Hardcov	11.89
	AMAZON.COM	01 2220 640 000 0000 001	The Girl I used To be Hardcover - May 3,	11.89
10/01/2018				
	AMAZON.COM	01 2220 640 000 0000 002	The Lady's Guide to Petticoats and Pirac	16.04
09/13/2018				
	AMAZON.COM	01 2220 610 000 0000 002	4-Tiered 18" Wire Rack for Tabletop Use,	72.98
09/14/2018				
	AMAZON.COM	01 2220 610 000 0000 002	Whitmor Magazine Storage Desk Organizers	25.82
09/08/2018				
	AMAZON.COM	01 2220 640 000 0000 002	The WILD Robot Escapes	11.16
	AMAZON.COM	01 2220 640 000 0000 002	Fridays with the Wizards (Tuesdays at th	11.89
09/26/2018				
	AMAZON.COM	01 6967 610 000 1195 001	Lego Classic Creative Builder Box	59.98
	AMAZON.COM	01 6967 610 000 1195 001	Dremel PLA 3D Pinter Filament	27.07

<u>Invoice Date</u>	<u>Vendor Name</u>	<u>Account Number</u>	<u>Description</u>	<u>Amount</u>
	AMAZON.COM	01 6967 610 000 1195 001	Dremel PLA 3D Pinter Filament	26.39
	AMAZON.COM	01 6967 610 000 1195 001	Amscope-Kids 48pc Kids Prepared Microscop	29.98
	AMAZON.COM	01 6967 610 000 1195 001	Osmo Genius Kit for iPad	599.94
10/01/2018	AMAZON.COM	01 2220 640 000 0000 001	Hardcover - October 2, 2018 by Jodi Pico	17.39
09/07/2018	AMAZON.COM	01 2220 640 000 0000 002	Stars and Sparks on Stage (Clubhouse Mys	14.86
09/16/2018	AMAZON.COM	01 2220 640 000 0000 002	Escaping From Houdini (Stalking Jack the	12.91
	AMAZON.COM	01 2220 640 000 0000 002	The Storm Runner (A Storm Runner Novel,	11.72
	AMAZON.COM	01 2220 640 000 0000 002	Property of the Rebel Librarian Hardcove	11.72
10/04/2018	AMAZON.COM	01 2230 650 000 0000 000	Replacement Battery for APC Back- UPS ES	29.00
09/20/2018	AMAZON.COM	01 2220 640 000 0000 001	The Thorn Queen: A Novel Paperback - Sep	11.56
	AMAZON.COM	01 2220 640 000 0000 001	Nowhere Boy Hardcover - August 7, 2018 b	11.72
	AMAZON.COM	01 2220 640 000 0000 001	Explorer Academy: The Nebula Secret Hard	11.72
	AMAZON.COM	01 2220 640 000 0000 001	Impostors Hardcover - September 11, 2018	12.91
	AMAZON.COM	01 2220 640 000 0000 001	The Red Ribbon Hardcover - September 11,	12.32
	AMAZON.COM	01 2220 640 000 0000 001	Buried Beneath the Baobab Tree Hardcover	12.27
09/14/2018	AMAZON.COM	01 2220 610 000 0000 001	Panasonic On-Ear Stereo Headphones RP-HT	154.80
10/01/2018	AMAZON.COM	01 2220 640 000 0000 001	Hardcover - October 2, 2018 by Ally Cond	11.72
			Vendor Total:	2,322.18
10/04/2018	BERGMAN INCENTIVES	01 2290 610 000 0000 000	Staff Shirts	300.40
09/05/2018	BERGMAN INCENTIVES	01 2290 610 000 0000 000	Credit for Sales Tax on Staff Shirts	(19.65)
09/21/2018	BERGMAN INCENTIVES	01 2290 610 000 0000 000	Staff Shirts	78.43
			Vendor Total:	359.18

<u>Invoice Date</u>	<u>Vendor Name</u>	<u>Account Number</u>	<u>Description</u>	<u>Amount</u>
10/03/2018	BLACK HILLS ENERGY	01 2610 620 000 0000 000	Monthly Service	126.02
09/14/2018	BLACK HILLS ENERGY	01 2610 620 000 0000 001	Monthly Service	273.57
10/03/2018	BLACK HILLS ENERGY	01 2610 620 000 0000 002	Monthly Service	624.41
			Vendor Total:	1,024.00
09/26/2018	BROCK OPTICAL, INC	01 6967 610 000 1195 001	Brock Optical Magiscope Model 70 Package	1,012.00
	BROCK OPTICAL, INC	01 6967 610 000 1195 001	Shipping	16.07
			Vendor Total:	1,028.07
09/11/2018	CENTURYLINK	01 2230 382 000 0000 000	Monthly Service	943.67
09/25/2018	CENTURYLINK	01 2510 382 000 0000 000	Monthly Service	130.29
09/25/2018	CENTURYLINK	01 2510 382 000 0000 000	Monthly Service	72.66
09/25/2018	CENTURYLINK	01 2510 382 000 0000 002	Monthly Service	249.80
09/25/2018	CENTURYLINK	01 2510 382 000 0000 001	Monthly Service	627.78
			Vendor Total:	2,024.20
09/25/2018	COURTYARD by MARRIOTT	01 6310 580 000 0000 000	MAP Growth Mtg - Lodging - J. Brodersen	109.20
			Vendor Total:	109.20
08/29/2018	DYNAVOX SYSTEMS	01 1200 643 000 0000 002	Boardmaker Renewal Katie Owens	199.00
			Vendor Total:	199.00
09/30/2018	HOME DEPOT.COM	01 6967 610 000 1195 001	Dremel Digilab 3D45 Printer	1,799.00
	HOME DEPOT.COM	01 6967 610 000 1195 001	Dremel Blue Filament	29.00
	HOME DEPOT.COM	01 6967 610 000 1195 001	Dremel Black Filament	29.00
	HOME DEPOT.COM	01 6967 610 000 1195 001	Dremel White Filament	58.00
			Vendor Total:	1,915.00
09/12/2018	LEARNING WITHOUT TEARS	01 1200 640 000 1195 002	Cursive Handwriting Gr 3	46.50
			Vendor Total:	46.50
09/17/2018	MACGILL & CO, WILLIAM V.	01 1200 610 000 0000 002	Disposable underpads 100/bag	29.90
	MACGILL & CO, WILLIAM V.	01 1200 610 000 0000 002	Shipping/handling	12.95
			Vendor Total:	42.85
09/15/2018				

<u>Invoice Date</u>	<u>Vendor Name</u>	<u>Account Number</u>	<u>Description</u>	<u>Amount</u>
	MAGAZINES.COM	01 2220 640 000 0000 001	Family Handyman	15.00
	MAGAZINES.COM	01 2220 640 000 0000 001	Healthy Living	29.94
			Vendor Total:	44.94
09/12/2018				
	MECHANICAL SALES, INC	01 2620 350 000 0000 001	Service Bull Dog Heat Pump	1,426.00
			Vendor Total:	1,426.00
09/10/2018				
	NEBRASKA MUSIC EDUCATORS ASSOCIATION	01 2213 330 000 1141 001	Registration-Conf K Tschida	100.00
10/04/2018				
	NEBRASKA MUSIC EDUCATORS ASSOCIATION	01 1100 330 000 1141 001	Student Registrations	80.00
10/04/2018				
	NEBRASKA MUSIC EDUCATORS ASSOCIATION	01 1100 610 000 1141 001	2018 Choral Rehersal Tracks	28.00
			Vendor Total:	208.00
10/01/2018				
	NPPD	01 2610 622 000 0000 002	Monthly Service	5,261.47
	NPPD	01 2610 622 000 0000 001	Monthly Service	4,663.62
	NPPD	01 2610 622 000 0000 000	Monthly Service	643.37
			Vendor Total:	10,568.46
09/17/2018				
	PUMPCATALOG.COM	01 2610 610 000 0000 001	Pump to put chemicals HVAC water	556.00
	PUMPCATALOG.COM	01 2610 610 000 0000 001	Wall Mount Bracket	43.00
	PUMPCATALOG.COM	01 2610 610 000 0000 001	UPS Ground Shipping	38.82
			Vendor Total:	637.82
09/13/2018				
	TEACHERS PAY TEACHERS	01 1200 610 000 0000 001	Career Exploration Bundle	34.99
			Vendor Total:	34.99
09/24/2018				
	UPS	01 2510 531 000 0000 001	Return Hot Plate	33.03
			Vendor Total:	33.03
			Checking Account Total:	22,023.42

O'Neill Public Schools  
Payroll Report  
Sep - 2018

Employee Gross Wages	\$561,283.94
Substitute Employee Gross Wages	\$10,401.34
Health Ins Benefit	\$131,522.07
HSA Benefit	\$4,344.52
Retirement Benefit	\$54,584.72
Medicare/Social Security Taxes	\$41,928.24
<b>Total Payroll Expense to District</b>	<b>\$804,064.83</b>

Account Number	Account Description	Revised Budget	Expended During Month	Expenditures to Date	% of Budget
<b>01</b>	<b>GENERAL FUND</b>				
01 1100 110 000 1141 001	Non-Instructional Salaries - Music	\$0.00	\$74.08	\$74.08	0.00
01 1100 110 000 1141 002	MUSIC SALARIES-E	\$0.00	\$0.00	\$0.00	0.00
01 1100 111 000 0000 001	REG. TEACHER'S SALARIES-S	\$13,765.00	\$13,559.34	\$13,559.34	98.51
01 1100 111 000 0000 002	REG. TEACHER'S SALARIES-E	\$683,840.00	\$69,373.39	\$69,373.39	10.14
01 1100 111 000 1103 001	AG ED SALARIES - S	\$39,834.00	\$2,995.67	\$2,995.67	7.52
01 1100 111 000 1105 001	ART REGULAR SALARIES-S	\$48,332.00	\$4,027.67	\$4,027.67	8.33
01 1100 111 000 1105 002	ART REGULAR SALARIES-E	\$22,497.00	\$1,874.80	\$1,874.80	8.33
01 1100 111 000 1108 001	BAND REGULAR SALARIES-S	\$59,463.00	\$2,236.00	\$2,236.00	3.76
01 1100 111 000 1108 002	BAND REGULAR SALARIES-E	\$18,788.00	\$1,490.67	\$1,490.67	7.93
01 1100 111 000 1112 001	BUSINESS SALARIES - S.	\$133,816.00	\$6,272.63	\$6,272.63	4.69
01 1100 111 000 1114 001	ENGLISH SALARIES-S	\$297,904.00	\$23,115.64	\$23,115.64	7.76
01 1100 111 000 1118 001	FCS SALARY-S	\$60,716.00	\$5,059.67	\$5,059.67	8.33
01 1100 111 000 1135 001	GIFTED SALARIES-S	\$0.00	\$0.00	\$0.00	0.00
01 1100 111 000 1135 002	GIFTED SALARIES-E	\$99,106.00	\$0.00	\$0.00	0.00
01 1100 111 000 1138 001	MATH SALARIES-S	\$120,487.00	\$9,823.72	\$9,823.72	8.15
01 1100 111 000 1141 001	MUSIC SALARIES-S	\$19,522.00	\$1,268.50	\$1,268.50	6.50
01 1100 111 000 1141 002	MUSIC SALARIES-E	\$71,552.00	\$5,962.67	\$5,962.67	8.33
01 1100 111 000 1145 001	PE SALARIES-S	\$143,684.00	\$9,599.74	\$9,599.74	6.68
01 1100 111 000 1145 002	PE SALARIES-E	\$46,784.00	\$3,769.67	\$3,769.67	8.06
01 1100 111 000 1148 001	SCIENCE SALARIES-S	\$259,408.00	\$18,212.31	\$18,212.31	7.02
01 1100 111 000 1171 001	SOCIAL STUDIES SALARIES-S	\$180,255.00	\$14,550.13	\$14,550.13	8.07
01 1100 111 000 1173 001	SPANISH SALARIES-S	\$71,552.00	\$5,217.34	\$5,217.34	7.29
01 1100 111 000 1175 001	TECHNOLOGY SALARY-S	\$26,832.00	\$4,181.75	\$4,181.75	15.58
01 1100 111 000 1175 002	TECHNOLOGY SALARY-E	\$14,998.00	\$1,249.87	\$1,249.87	8.33
01 1100 111 000 1180 001	T & I SALARIES-S	\$94,686.00	\$6,690.09	\$6,690.09	7.07
01 1100 112 000 0000 001	REG. AIDES SALARIES-S	\$0.00	\$0.00	\$0.00	0.00
01 1100 112 000 0000 002	REG. AIDES SALARIES-E	\$34,400.00	\$2,866.67	\$2,866.67	8.33
01 1100 120 000 2190 001	Temp Non Instructional - Activity	\$0.00	\$5,722.50	\$5,722.50	0.00
01 1100 122 000 0000 002	REG SUB AIDES SALARIES-E	\$3,000.00	\$0.00	\$0.00	0.00
01 1100 123 000 0000 001	REG. SUB. SALARIES-S	\$1,000.00	\$225.00	\$225.00	22.50
01 1100 123 000 0000 002	REG. SUB. SALARIES-E	\$40,000.00	\$725.00	\$725.00	1.81
01 1100 123 000 1103 001	AG ED SUBSTITUTE SALARIES - S	\$3,500.00	\$200.00	\$200.00	5.71
01 1100 123 000 1105 001	ART SUB SALARIES-S	\$1,000.00	\$100.00	\$100.00	10.00
01 1100 123 000 1105 002	ART SUB SALARIES-E	\$1,000.00	\$60.00	\$60.00	6.00
01 1100 123 000 1108 001	BAND SUB SALARIES-S	\$350.00	\$0.00	\$0.00	0.00

Account Number	Account Description	Revised Budget	Expended During Month	Expenditures to Date	% of Budget
01 1100 123 000 1108 002	BAND SUB SALARIES-E	\$50.00	\$0.00	\$0.00	0.00
01 1100 123 000 1112 001	BUSINESS SUB-S	\$2,500.00	\$400.00	\$400.00	16.00
01 1100 123 000 1114 001	ENGLISH SUB SALARIES-S	\$5,500.00	\$0.00	\$0.00	0.00
01 1100 123 000 1118 001	FCS SUB SALARY-S	\$1,250.00	\$0.00	\$0.00	0.00
01 1100 123 000 1135 001	GIFTED SUB SAL.-S	\$0.00	\$0.00	\$0.00	0.00
01 1100 123 000 1135 002	GIFTED SUB SAL. - E	\$400.00	\$0.00	\$0.00	0.00
01 1100 123 000 1138 001	MATH SUB SALARIES-S	\$2,500.00	\$100.00	\$100.00	4.00
01 1100 123 000 1141 001	MUSIC SUB SALARIES-S	\$7,360.00	\$50.00	\$50.00	0.68
01 1100 123 000 1141 002	MUSIC SUB SALARIES-E	\$1,000.00	\$0.00	\$0.00	0.00
01 1100 123 000 1145 001	PE SUB SALARIES-S	\$2,500.00	\$107.50	\$107.50	4.30
01 1100 123 000 1145 002	PE SUB SALARIES-E	\$700.00	\$0.00	\$0.00	0.00
01 1100 123 000 1148 001	SCIENCE SUB SALARIES-S	\$5,000.00	\$342.50	\$342.50	6.85
01 1100 123 000 1171 001	SOCIAL STUDIES SUB SALARIES-S	\$3,250.00	\$600.00	\$600.00	18.46
01 1100 123 000 1173 001	SPANISH SUB SALARIES-S	\$1,300.00	\$175.00	\$175.00	13.46
01 1100 123 000 1175 001	TECHNOLOGY SUB. SAL.-S	\$100.00	\$0.00	\$0.00	0.00
01 1100 123 000 1175 002	TECHNOLOGY SUB SAL.-E	\$750.00	\$40.00	\$40.00	5.33
01 1100 123 000 1180 001	T & I SUB-S	\$1,200.00	\$0.00	\$0.00	0.00
01 1100 130 000 1141 001	Non-Instructional Salaries - Music	\$0.00	\$0.00	\$0.00	0.00
01 1100 150 000 2190 001	Non-Instr Aide Add'l Comp - Activity	\$0.00	\$580.20	\$580.20	0.00
01 1100 151 000 0000 001	REG. SUB. SALARIES-S	\$0.00	\$87.50	\$87.50	0.00
01 1100 151 000 0000 002	REG. SUB. SALARIES-E	\$0.00	\$12.50	\$12.50	0.00
01 1100 151 000 1103 001	AG ED SUBSTITUTE SALARIES - S	\$0.00	\$0.00	\$0.00	0.00
01 1100 151 000 1114 001	ENGLISH SUB SALARIES-S	\$0.00	\$37.50	\$37.50	0.00
01 1100 151 000 1138 001	MATH SUB SALARIES-S	\$0.00	\$12.50	\$12.50	0.00
01 1100 151 000 1145 001	PE SUB SALARIES-S	\$0.00	\$50.00	\$50.00	0.00
01 1100 151 000 1148 001	SCIENCE SUB SALARIES-S	\$0.00	\$125.00	\$125.00	0.00
01 1100 151 000 1171 001	SOCIAL STUDIES SUB SALARIES-S	\$0.00	\$25.00	\$25.00	0.00
01 1100 151 000 1173 001	SPANISH SUB SALARIES-S	\$0.00	\$12.50	\$12.50	0.00
01 1100 151 000 2190 000	Teacher Add'l Comp - Activity	\$0.00	\$229.33	\$229.33	0.00
01 1100 151 000 2190 001	Teacher Add'l Comp - Activity	\$0.00	\$15,029.47	\$15,029.47	0.00
01 1100 151 000 2190 002	Teacher Add'l Comp - Activity	\$0.00	\$788.33	\$788.33	0.00
01 1100 152 000 2190 001	Instructional Aide Add'l Comp - Activity	\$0.00	\$1,994.78	\$1,994.78	0.00
01 1100 154 000 2190 001	Technical Staff Add'l Comp - Activity	\$0.00	\$788.33	\$788.33	0.00
01 1100 159 000 0000 002	STIPENDS-ELEM	\$0.00	\$0.00	\$0.00	0.00
01 1100 159 000 1103 001	AG ED SALARIES - S	\$0.00	\$0.00	\$0.00	0.00
01 1100 159 000 1108 001	BAND REGULAR SALARIES-S	\$0.00	\$0.00	\$0.00	0.00

Account Number	Account Description	Revised Budget	Expended During Month	Expenditures to Date	% of Budget
01 1100 159 000 1108 002	BAND REGULAR SALARIES-E	\$0.00	\$0.00	\$0.00	0.00
01 1100 159 000 1112 001	BUSINESS STIPEND- S	\$0.00	\$0.00	\$0.00	0.00
01 1100 159 000 1114 001	ENGLISH STIPEND - S	\$0.00	\$0.00	\$0.00	0.00
01 1100 159 000 1135 001	GIFTED STIPEND-S	\$0.00	\$0.00	\$0.00	0.00
01 1100 159 000 1135 002	GIFTED STIPEND-E	\$0.00	\$0.00	\$0.00	0.00
01 1100 159 000 1138 001	MATH STIPENDS - S	\$0.00	\$0.00	\$0.00	0.00
01 1100 159 000 1145 001	PE STIPEND-E	\$0.00	\$0.00	\$0.00	0.00
01 1100 159 000 1145 002	PE STIPEND-E	\$0.00	\$0.00	\$0.00	0.00
01 1100 159 000 1148 001	SCIENCE STIPEND-S	\$0.00	\$0.00	\$0.00	0.00
01 1100 159 000 1173 001	SPANISH STIPEND-S	\$0.00	\$0.00	\$0.00	0.00
01 1100 159 000 1175 001	TECHNOLOGY STIPENDS-S	\$0.00	\$0.00	\$0.00	0.00
01 1100 210 000 1141 001	Group Insurance - Non Instructional	\$0.00	\$0.00	\$0.00	0.00
01 1100 211 000 0000 001	REG. HEALTH INSURANCE-S	\$4,205.00	\$3,518.25	\$3,518.25	83.67
01 1100 211 000 0000 002	REG. HEALTH INSURANCE-E	\$236,286.00	\$20,451.21	\$20,451.21	8.66
01 1100 211 000 1103 001	AG ED HEALTH INSURANCE - S	\$14,407.00	\$1,051.96	\$1,051.96	7.30
01 1100 211 000 1105 001	ART HEALTH INS-S	\$14,407.00	\$1,200.59	\$1,200.59	8.33
01 1100 211 000 1105 002	Group Insurance Art	\$5,768.00	\$512.81	\$512.81	8.89
01 1100 211 000 1108 001	BAND HEALTH INS-S	\$14,420.00	\$526.01	\$526.01	3.65
01 1100 211 000 1108 002	BAND HEALTH INS-E	\$4,806.00	\$350.67	\$350.67	7.30
01 1100 211 000 1112 001	BUSINESS HEALTH INS.-S	\$38,454.00	\$1,627.92	\$1,627.92	4.23
01 1100 211 000 1114 001	ENGLISH HEALTH INS-S	\$77,496.00	\$5,945.64	\$5,945.64	7.67
01 1100 211 000 1118 001	FCS HEALTH INS-S	\$14,407.00	\$1,200.59	\$1,200.59	8.33
01 1100 211 000 1135 001	GIFTED HEALTH INS. - S	\$0.00	\$0.00	\$0.00	0.00
01 1100 211 000 1135 002	GIFTED HEALTH INS.-E	\$789.00	\$0.00	\$0.00	0.00
01 1100 211 000 1138 001	MATH HEALTH INS-S	\$39,449.00	\$2,377.30	\$2,377.30	6.03
01 1100 211 000 1141 001	MUSIC HEALTH INS-S	\$3,520.00	\$220.02	\$220.02	6.25
01 1100 211 000 1141 002	MUSIC HEALTH INS-E	\$19,227.00	\$1,602.27	\$1,602.27	8.33
01 1100 211 000 1145 001	PE HEALTH INS-S	\$38,720.00	\$2,701.51	\$2,701.51	6.98
01 1100 211 000 1145 002	PE HEALTH INS-E	\$7,040.00	\$515.94	\$515.94	7.33
01 1100 211 000 1148 001	SCIENCE HEALTH INS-S	\$77,870.00	\$5,115.50	\$5,115.50	6.57
01 1100 211 000 1171 001	SOCIAL STUDIES HEALTH INS-S	\$39,925.00	\$2,985.56	\$2,985.56	7.48
01 1100 211 000 1173 001	SPANISH HEALTH INS-S	\$18,883.00	\$1,401.99	\$1,401.99	7.42
01 1100 211 000 1175 001	TECHNOLOGY HEALTH INS.-S	\$7,210.00	\$1,201.70	\$1,201.70	16.67
01 1100 211 000 1175 002	Group Insurance Technology Education	\$3,845.00	\$341.87	\$341.87	8.89
01 1100 211 000 1180 001	T & I HEALTH INS.-S	\$30,368.00	\$2,015.59	\$2,015.59	6.64
01 1100 211 000 2190 001	Increased Retirement - Act	\$0.00	\$0.00	\$0.00	0.00

Account Number	Account Description	Revised Budget	Expended During Month	Expenditures to Date	% of Budget
01 1100 212 000 0000 001	Group Insurance - Instructional Aides	\$0.00	\$0.00	\$0.00	0.00
01 1100 212 000 0000 002	Group Insurance - Instructional Aides	\$0.00	\$1,262.27	\$1,262.27	0.00
01 1100 220 000 1141 001	Social Security - Non-Instructional	\$0.00	\$5.66	\$5.66	0.00
01 1100 220 000 2190 001	Social Security - Non-Instr - Activity	\$0.00	\$482.16	\$482.16	0.00
01 1100 221 000 0000 001	REG. SOCIAL SECURITY-S	\$1,053.00	\$993.95	\$993.95	94.39
01 1100 221 000 0000 002	REG. SOCIAL SECURITY-E	\$54,869.00	\$5,166.58	\$5,166.58	9.42
01 1100 221 000 1103 001	AG ED SOCIAL SECURITY - S	\$3,047.00	\$208.72	\$208.72	6.85
01 1100 221 000 1105 001	ART SOCIAL SECURITY-S	\$3,697.00	\$301.69	\$301.69	8.16
01 1100 221 000 1105 002	ART SOCIAL SECURITY-E	\$1,721.00	\$143.43	\$143.43	8.33
01 1100 221 000 1108 001	BAND SOCIAL SECURITY-S	\$4,548.00	\$166.44	\$166.44	3.66
01 1100 221 000 1108 002	BAND SOCIAL SECURITY-E	\$1,516.00	\$110.96	\$110.96	7.32
01 1100 221 000 1112 001	BUSINESS SOC. SEC.-S	\$10,236.00	\$466.86	\$466.86	4.56
01 1100 221 000 1114 001	ENGLISH SOCIAL SECURITY-S	\$22,751.00	\$1,653.82	\$1,653.82	7.27
01 1100 221 000 1118 001	FCS SOCIAL SECURITY-S	\$4,644.00	\$378.11	\$378.11	8.14
01 1100 221 000 1135 001	GIFTED SOC. SEC.-S	\$0.00	\$0.00	\$0.00	0.00
01 1100 221 000 1135 002	GIFTED SOC. SEC.-E	\$7,632.00	\$0.00	\$0.00	0.00
01 1100 221 000 1138 001	MATH SOCIAL SECURITY-S	\$8,911.00	\$712.73	\$712.73	8.00
01 1100 221 000 1141 001	MUSIC SOCIAL SECURITY-S	\$1,979.00	\$97.05	\$97.05	4.90
01 1100 221 000 1141 002	MUSIC SOCIAL SECURITY-E	\$5,473.00	\$452.15	\$452.15	8.26
01 1100 221 000 1145 001	PE SOCIAL SECURITY-S	\$10,991.00	\$702.89	\$702.89	6.40
01 1100 221 000 1145 002	PE SOCIAL SECURITY-E	\$3,578.00	\$288.38	\$288.38	8.06
01 1100 221 000 1148 001	SCIENCE SOCIAL SECURITY-S	\$19,768.00	\$1,322.71	\$1,322.71	6.69
01 1100 221 000 1171 001	SOCIAL STUDIES SOC SEC-S	\$13,789.00	\$1,100.07	\$1,100.07	7.98
01 1100 221 000 1173 001	SPANISH SOCIAL SECURITY-S	\$5,473.00	\$377.42	\$377.42	6.90
01 1100 221 000 1175 001	TECHNOLOGY SOC. SEC.-S	\$2,052.00	\$313.57	\$313.57	15.28
01 1100 221 000 1175 002	TECHNOLOGY SOC. SEC.-E	\$1,147.00	\$95.61	\$95.61	8.34
01 1100 221 000 1180 001	T & I SOC. SEC.-S	\$7,243.00	\$480.30	\$480.30	6.63
01 1100 221 000 2190 000	Social Security - Activity	\$0.00	\$17.55	\$17.55	0.00
01 1100 221 000 2190 001	Social Security - Activity	\$0.00	\$1,149.86	\$1,149.86	0.00
01 1100 221 000 2190 002	Social Security - Activity	\$0.00	\$60.32	\$60.32	0.00
01 1100 222 000 0000 001	Social Security - Instructional Aides	\$0.00	\$0.00	\$0.00	0.00
01 1100 222 000 0000 002	Social Security - Instructional Aides	\$0.00	\$216.09	\$216.09	0.00
01 1100 222 000 2190 001	Social Security - Activity	\$0.00	\$152.62	\$152.62	0.00
01 1100 223 000 0000 001	Social Security - Subs	\$0.00	\$17.21	\$17.21	0.00
01 1100 223 000 0000 002	Social Security - Sub	\$0.00	\$55.45	\$55.45	0.00
01 1100 223 000 1103 001	Social Security - Subs - Ag	\$0.00	\$15.30	\$15.30	0.00

Account Number	Account Description	Revised Budget	Expended During Month	Expenditures to Date	% of Budget
01 1100 223 000 1105 001	Social Security - Subs - Art	\$0.00	\$7.65	\$7.65	0.00
01 1100 223 000 1105 002	Social Security - Subs - Art	\$0.00	\$4.59	\$4.59	0.00
01 1100 223 000 1112 001	Social Security - Subs - Business	\$0.00	\$30.61	\$30.61	0.00
01 1100 223 000 1138 001	Social Security - Subs - Math	\$0.00	\$7.66	\$7.66	0.00
01 1100 223 000 1141 001	Social Security - Subs - Music	\$0.00	\$3.83	\$3.83	0.00
01 1100 223 000 1145 001	Social Security - Subs - PE	\$0.00	\$8.23	\$8.23	0.00
01 1100 223 000 1148 001	Social Security - Science - Sub	\$0.00	\$26.19	\$26.19	0.00
01 1100 223 000 1171 001	Social Security - Soc Studies - Sub	\$0.00	\$45.89	\$45.89	0.00
01 1100 223 000 1173 001	Social Security - Subs - Spanish	\$0.00	\$13.40	\$13.40	0.00
01 1100 223 000 1175 002	Social Security - Subs - Tech Education	\$0.00	\$3.06	\$3.06	0.00
01 1100 224 000 2190 001	Social Security - Act -Tech Staff	\$0.00	\$60.31	\$60.31	0.00
01 1100 230 000 1141 001	Retirement - Non-Instructional	\$0.00	\$5.45	\$5.45	0.00
01 1100 230 000 2190 001	Retirement - Non Instr - Act	\$0.00	\$169.14	\$169.14	0.00
01 1100 231 000 0000 001	REG. RETIREMENT-S	\$1,012.00	\$1,003.42	\$1,003.42	99.15
01 1100 231 000 0000 002	REG. RETIREMENT-E	\$52,737.00	\$5,101.82	\$5,101.82	9.67
01 1100 231 000 1103 001	AG ED RETIREMENT - S	\$2,928.00	\$220.26	\$220.26	7.52
01 1100 231 000 1105 001	ART RETIREMENT-S	\$3,553.00	\$296.15	\$296.15	8.34
01 1100 231 000 1105 002	ART RETIREMENT-E	\$1,654.00	\$137.85	\$137.85	8.33
01 1100 231 000 1108 001	BAND RETIREMENT-S	\$4,372.00	\$164.41	\$164.41	3.76
01 1100 231 000 1108 002	BAND RETIREMENT-E	\$1,457.00	\$109.61	\$109.61	7.52
01 1100 231 000 1112 001	BUSINESS RETIREMENT-S	\$9,839.00	\$461.21	\$461.21	4.69
01 1100 231 000 1114 001	ENGLISH RETIREMENT-S	\$21,867.00	\$1,702.40	\$1,702.40	7.79
01 1100 231 000 1118 001	FCS RETIREMENT-S	\$4,464.00	\$372.03	\$372.03	8.33
01 1100 231 000 1135 001	GIFTED RETIREMENT-S	\$0.00	\$0.00	\$0.00	0.00
01 1100 231 000 1135 002	GIFTED RETIREMENT-E	\$7,320.00	\$0.00	\$0.00	0.00
01 1100 231 000 1138 001	MATH RETIREMENT-S	\$8,565.00	\$723.23	\$723.23	8.44
01 1100 231 000 1141 001	MUSIC RETIREMENT-S	\$1,903.00	\$93.27	\$93.27	4.90
01 1100 231 000 1141 002	MUSIC RETIREMENT-E	\$5,261.00	\$438.42	\$438.42	8.33
01 1100 231 000 1145 001	PE RETIREMENT-S	\$10,461.00	\$709.52	\$709.52	6.78
01 1100 231 000 1145 002	PE RETIREMENT-E	\$3,439.00	\$277.17	\$277.17	8.06
01 1100 231 000 1148 001	SCIENCE RETIREMENT-S	\$19,000.00	\$1,348.28	\$1,348.28	7.10
01 1100 231 000 1171 001	SOCIAL STUDIES RETIREMENT-S	\$13,253.00	\$1,071.68	\$1,071.68	8.09
01 1100 231 000 1173 001	SPANISH RETIREMENT-S	\$5,261.00	\$384.54	\$384.54	7.31
01 1100 231 000 1175 001	TECHNOLOGY RET. - S	\$677.00	\$307.48	\$307.48	45.42
01 1100 231 000 1175 002	TECHNOLOGY RET. - E	\$378.00	\$91.90	\$91.90	24.31
01 1100 231 000 1180 001	T & I RETIREMENT-S	\$6,962.00	\$491.91	\$491.91	7.07

Account Number	Account Description	Revised Budget	Expended During Month	Expenditures to Date	% of Budget
01 1100 231 000 2190 000	Retirement - Teach/Prof - Act	\$0.00	\$16.86	\$16.86	0.00
01 1100 231 000 2190 001	Retirement - Teach/Prof - Act	\$0.00	\$1,105.14	\$1,105.14	0.00
01 1100 231 000 2190 002	Retirement - Teach/Prof - Act	\$0.00	\$57.97	\$57.97	0.00
01 1100 232 000 0000 001	Retirement - Instructional Aides	\$0.00	\$0.00	\$0.00	0.00
01 1100 232 000 0000 002	Retirement - Instructional Aides	\$0.00	\$210.78	\$210.78	0.00
01 1100 232 000 2190 001	Retirement - Instr Aides - Act	\$0.00	\$146.69	\$146.69	0.00
01 1100 234 000 2190 001	Retirement - Tech Staff - Act	\$0.00	\$57.96	\$57.96	0.00
01 1100 237 000 0000 001	REG. RETIREMENT-S	\$347.00	\$344.61	\$344.61	99.31
01 1100 237 000 0000 002	REG. RETIREMENT-E	\$18,110.00	\$1,824.36	\$1,824.36	10.07
01 1100 237 000 1103 001	AG ED RETIREMENT - S	\$1,005.00	\$75.64	\$75.64	7.53
01 1100 237 000 1105 001	ART RETIREMENT 1%-S	\$1,220.00	\$101.70	\$101.70	8.34
01 1100 237 000 1105 002	ART RETIREMENT 1%-E	\$568.00	\$47.34	\$47.34	8.33
01 1100 237 000 1108 001	BAND RETIREMENT 1%-S	\$1,501.00	\$56.46	\$56.46	3.76
01 1100 237 000 1108 002	BAND RETIREMENT 1%-E	\$500.00	\$37.64	\$37.64	7.53
01 1100 237 000 1112 001	BUSINESS RETIREMENT-S	\$3,378.00	\$158.39	\$158.39	4.69
01 1100 237 000 1114 001	ENGLISH RETIREMENT 1%-S	\$7,509.00	\$584.63	\$584.63	7.79
01 1100 237 000 1118 001	FCS RETIREMENT 1%-S	\$1,533.00	\$127.76	\$127.76	8.33
01 1100 237 000 1135 001	GIFTED RETIREMENT-S	\$0.00	\$0.00	\$0.00	0.00
01 1100 237 000 1135 002	GIFTED RETIREMENT-E	\$2,501.00	\$0.00	\$0.00	0.00
01 1100 237 000 1138 001	MATH RETIREMENT 1%-S	\$2,941.00	\$248.37	\$248.37	8.45
01 1100 237 000 1141 001	MUSIC RETIREMENT 1%-S	\$653.00	\$33.90	\$33.90	5.19
01 1100 237 000 1141 002	MUSIC RETIREMENT 1%-E	\$1,806.00	\$150.56	\$150.56	8.34
01 1100 237 000 1145 001	PE RETIREMENT 1%-S	\$3,731.00	\$243.66	\$243.66	6.53
01 1100 237 000 1145 002	PE RETIREMENT 1%-E	\$1,181.00	\$95.18	\$95.18	8.06
01 1100 237 000 1148 001	SCIENCE RETIREMENT 1%-S	\$6,524.00	\$463.03	\$463.03	7.10
01 1100 237 000 1171 001	SOCIAL STUDIES RETIRE 1%-S	\$4,551.00	\$368.03	\$368.03	8.09
01 1100 237 000 1173 001	SPANISH RETIREMENT 1%-S	\$1,806.00	\$132.06	\$132.06	7.31
01 1100 237 000 1175 001	TECHNOLOGY RET. - S	\$1,972.00	\$105.59	\$105.59	5.35
01 1100 237 000 1175 002	TECHNOLOGY RET. - E	\$1,102.00	\$31.56	\$31.56	2.86
01 1100 237 000 1180 001	T & I RETIREMENT-S	\$2,390.00	\$168.93	\$168.93	7.07
01 1100 237 000 2190 000	Retirement - Teach/Prof - Act	\$0.00	\$5.80	\$5.80	0.00
01 1100 237 000 2190 001	Increased Retirement - Act	\$0.00	\$507.79	\$507.79	0.00
01 1100 237 000 2190 002	Increased Retirement - Act	\$0.00	\$19.90	\$19.90	0.00
01 1100 280 000 1141 001	Health Benefits (HSA) Non-Instructional	\$0.00	\$0.00	\$0.00	0.00
01 1100 281 000 0000 001	REG INSTR - HSA Deduction	\$500.00	\$149.70	\$149.70	29.94
01 1100 281 000 0000 002	REG INSTR - HSA Deduction	\$4,000.00	\$348.22	\$348.22	8.71

Account Number	Account Description	Revised Budget	Expended During Month	Expenditures to Date	% of Budget
01 1100 281 000 1103 001	Ag - HSA Deduction	\$0.00	\$148.63	\$148.63	0.00
01 1100 281 000 1108 001	BAND - HSA Deduction	\$1,500.00	\$74.84	\$74.84	4.99
01 1100 281 000 1108 002	BAND - HSA Deduction	\$500.00	\$49.90	\$49.90	9.98
01 1100 281 000 1112 001	BUSINESS HSA Deduction-S	\$2,000.00	\$174.64	\$174.64	8.73
01 1100 281 000 1114 001	ENGLISH - HSA Deduction	\$3,500.00	\$305.62	\$305.62	8.73
01 1100 281 000 1135 001	GIFTED - HSA Deduction	\$0.00	\$0.00	\$0.00	0.00
01 1100 281 000 1138 001	MATH - HSA Deduction	\$1,500.00	\$124.74	\$124.74	8.32
01 1100 281 000 1145 001	PE - HSA Deduction	\$500.00	\$41.32	\$41.32	8.26
01 1100 281 000 1145 002	PE - HSA Deduction	\$1,000.00	\$70.78	\$70.78	7.08
01 1100 281 000 1148 001	SCIENCE - HSA Deduction	\$4,000.00	\$498.97	\$498.97	12.47
01 1100 281 000 1171 001	SOC STUDIES - HSA Deduction	\$1,000.00	\$70.78	\$70.78	7.08
01 1100 281 000 1175 001	TECH - HSA Deduction	\$1,500.00	\$0.00	\$0.00	0.00
01 1100 281 000 1180 001	T & I - HSA Deduction	\$1,500.00	\$114.59	\$114.59	7.64
01 1100 282 000 0000 001	Health Benefits (HSA) - Inst Aides	\$0.00	\$0.00	\$0.00	0.00
01 1100 282 000 0000 002	Health Benefits (HSA) - Inst Aides	\$0.00	\$0.00	\$0.00	0.00
01 1100 320 000 2190 001	Professional Ed Services Activity	\$0.00	\$1,183.58	\$1,183.58	0.00
01 1100 320 000 2190 002	Professional Ed Services Activity	\$0.00	\$2,946.30	\$2,946.30	0.00
01 1100 350 000 0000 001	Technical Services	\$0.00	\$0.00	\$0.00	0.00
01 1100 350 000 0000 002	Technical Services	\$0.00	\$0.00	\$0.00	0.00
01 1100 350 000 1138 001	Technical Services - Math	\$0.00	\$0.00	\$0.00	0.00
01 1100 350 000 1175 001	Technical Services - Tech Education	\$0.00	\$0.00	\$0.00	0.00
01 1100 350 000 1175 002	Technical Services - Tech Education	\$0.00	\$0.00	\$0.00	0.00
01 1100 352 000 0000 002	Other Prof Services	\$0.00	\$0.00	\$0.00	0.00
01 1100 352 000 1102 001	Other Prof Services - Greenhouse	\$0.00	\$0.00	\$0.00	0.00
01 1100 352 000 1103 001	Other Prof Services - Ag Education	\$0.00	\$0.00	\$0.00	0.00
01 1100 352 000 1108 001	Other Prof Services - Band	\$50.00	\$0.00	\$0.00	0.00
01 1100 352 000 1108 002	Other Prof Services - Band	\$50.00	\$0.00	\$0.00	0.00
01 1100 352 000 1118 001	Other Prof Services - FCS	\$0.00	\$0.00	\$0.00	0.00
01 1100 352 000 1141 002	Other Prof Services - Music	\$0.00	\$0.00	\$0.00	0.00
01 1100 352 000 1148 001	Other Prof Services - Science	\$200.00	\$0.00	\$0.00	0.00
01 1100 352 000 1175 001	Other Prof Services - Tech Education	\$0.00	\$0.00	\$0.00	0.00
01 1100 352 000 1175 002	Other Prof Services - Tech Education	\$150.00	\$0.00	\$0.00	0.00
01 1100 352 000 1180 001	Other Prof Services - Trades & Industry	\$0.00	\$0.00	\$0.00	0.00
01 1100 440 000 0000 000	Rentals	\$0.00	\$1,299.00	\$1,299.00	0.00
01 1100 580 000 0000 001	Travel Trans, Meals, Hotel	\$100.00	\$0.00	\$0.00	0.00
01 1100 580 000 0000 002	Travel Trans, Meals, Hotel	\$100.00	\$0.00	\$0.00	100.00

Account Number	Account Description	Revised Budget	Expended During Month	Expenditures to Date	% of Budget
01 1100 580 000 1103 001	Travel Trans, Meals, Hotel Ag Education	\$1,000.00	\$0.00	\$0.00	0.00
01 1100 580 000 1105 001	Travel Trans, Meals, Hotel Art	\$0.00	\$0.00	\$0.00	0.00
01 1100 580 000 1105 002	Travel Trans, Meals, Hotel Art	\$0.00	\$0.00	\$0.00	0.00
01 1100 580 000 1108 001	Travel Trans, Meals, Hotel Band	\$2,000.00	\$0.00	\$0.00	0.00
01 1100 580 000 1108 002	Travel Trans, Meals, Hotel Band	\$250.00	\$0.00	\$0.00	0.00
01 1100 580 000 1112 001	Travel Trans, Meals, Hotel Business	\$0.00	\$0.00	\$0.00	0.00
01 1100 580 000 1114 001	Travel Trans, Meals, Hotel English	\$750.00	\$0.00	\$0.00	0.00
01 1100 580 000 1118 001	Travel Trans, Meals, Hotel FCS	\$100.00	\$0.00	\$0.00	0.00
01 1100 580 000 1135 001	Travel Trans, Meals, Hotel HAL/Gifted	\$250.00	\$0.00	\$0.00	0.00
01 1100 580 000 1135 002	Travel Trans, Meals, Hotel HAL/Gifted	\$1,000.00	\$0.00	\$0.00	0.00
01 1100 580 000 1138 001	Travel Trans, Meals, Hotel Math	\$75.00	\$0.00	\$0.00	0.00
01 1100 580 000 1141 001	Travel Trans, Meals, Hotel Music	\$1,000.00	\$0.00	\$0.00	0.00
01 1100 580 000 1141 002	Travel Trans, Meals, Hotel Music	\$400.00	\$0.00	\$0.00	0.00
01 1100 580 000 1145 001	Travel Trans, Meals, Hotel PE	\$500.00	\$0.00	\$0.00	0.00
01 1100 580 000 1145 002	Travel Trans, Meals, Hotel PE	\$200.00	\$0.00	\$0.00	0.00
01 1100 580 000 1148 001	Travel Trans, Meals, Hotel Science	\$500.00	\$0.00	\$0.00	0.00
01 1100 580 000 1171 001	Travel Trans, Meals, Hotel Soc Studies	\$100.00	\$0.00	\$0.00	0.00
01 1100 580 000 1175 001	Travel Trans, Meals, Hotel Technology Ed	\$500.00	\$0.00	\$0.00	0.00
01 1100 580 000 1175 002	Travel Trans, Meals, Hotel Technology Ed	\$500.00	\$0.00	\$0.00	0.00
01 1100 580 000 1180 001	Travel Trans, Meals, Hotel Trades & Ind	\$50.00	\$0.00	\$0.00	0.00
01 1100 580 000 1185 001	Travel Trans Meals Hotel Circle Friends	\$0.00	\$0.00	\$0.00	0.00
01 1100 580 000 1185 002	Travel Trans Meals Hotel Circle Friends	\$50.00	\$0.00	\$0.00	0.00
01 1100 610 000 0000 001	General Supplies	\$26,000.00	\$861.16	\$861.16	3.31
01 1100 610 000 0000 002	General Supplies	\$67,700.00	\$1,103.28	\$1,103.28	3.91
01 1100 610 000 1102 001	AG GREENHOUSE SUPPLIES	\$0.00	\$0.00	\$0.00	0.00
01 1100 610 000 1103 001	Supplies Ag Education	\$4,500.00	\$641.90	\$641.90	14.26
01 1100 610 000 1105 001	ART SUPPLIES-S	\$3,600.00	\$0.00	\$0.00	0.00
01 1100 610 000 1105 002	ART SUPPLIES-E	\$2,500.00	\$0.00	\$0.00	0.00
01 1100 610 000 1108 001	BAND SUPPLIES-S	\$2,700.00	\$0.00	\$0.00	4.37
01 1100 610 000 1108 002	BAND SUPPLIES-E	\$300.00	\$0.00	\$0.00	0.00
01 1100 610 000 1112 001	BUSINESS SUPPLIES-S	\$700.00	\$0.00	\$0.00	0.00
01 1100 610 000 1114 001	General Supplies English	\$3,000.00	\$0.00	\$0.00	0.00
01 1100 610 000 1118 001	FCS SUPPLIES-S	\$4,500.00	\$0.00	\$0.00	0.00
01 1100 610 000 1135 001	GIFTED SUPPLIES-SEC.	\$2,500.00	\$0.00	\$0.00	0.00
01 1100 610 000 1135 002	GIFTED SUPPLIES-ELEM.	\$1,250.00	\$0.00	\$0.00	0.00
01 1100 610 000 1138 001	MATH SUPPLIES-S	\$1,000.00	\$0.00	\$0.00	43.81

Account Number	Account Description	Revised Budget	Expended During Month	Expenditures to Date	% of Budget
01 1100 610 000 1138 002	MATH SUPPLIES-E	\$4,500.00	\$0.00	\$0.00	0.00
01 1100 610 000 1141 001	MUSIC SUPPLIES-S	\$2,100.00	\$125.12	\$125.12	5.96
01 1100 610 000 1141 002	MUSIC SUPPLIES-E	\$1,600.00	\$0.00	\$0.00	0.00
01 1100 610 000 1145 001	PE SUPPLIES-S	\$3,000.00	\$0.00	\$0.00	48.58
01 1100 610 000 1145 002	PE SUPPLIES-E	\$1,000.00	\$0.00	\$0.00	0.00
01 1100 610 000 1148 001	Supplies Science	\$14,500.00	\$24.49	\$24.49	37.31
01 1100 610 000 1148 002	Supplies - Science	\$4,000.00	\$0.00	\$0.00	0.00
01 1100 610 000 1171 001	SOCIAL STUDIES SUPPLIES-S	\$750.00	\$0.00	\$0.00	0.00
01 1100 610 000 1173 001	SPANISH SUPPLIES-S	\$3,000.00	\$0.00	\$0.00	0.10
01 1100 610 000 1175 001	TECHNOLOGY SUPPLIES-S	\$2,500.00	\$0.00	\$0.00	0.00
01 1100 610 000 1175 002	TECHNOLOGY SUPPLIES-E	\$750.00	\$0.00	\$0.00	0.00
01 1100 610 000 1180 001	Supplies Trades & Industry	\$4,250.00	\$157.19	\$157.19	3.70
01 1100 610 000 1185 001	CIRCLE OF FRIENDS SUPPLIES	\$50.00	\$0.00	\$0.00	0.00
01 1100 610 000 1185 002	CIRCLE OF FRIENDS SUPPLIES	\$200.00	\$0.00	\$0.00	0.00
01 1100 610 000 2190 001	General Supplies Activity	\$0.00	\$551.25	\$551.25	0.00
01 1100 620 000 1102 001	GREENHOUSE FUEL	\$0.00	\$0.00	\$0.00	0.00
01 1100 640 000 0000 002	Books & Periodicals	\$17,000.00	\$0.00	\$0.00	0.27
01 1100 640 000 1103 001	AG ED TEXTBOOKS - S	\$2,500.00	\$0.00	\$0.00	0.00
01 1100 640 000 1112 001	Books & Periodicals Business	\$1,500.00	\$40.05	\$40.05	2.67
01 1100 640 000 1114 001	Books & Periodicals English	\$2,000.00	\$0.00	\$0.00	0.00
01 1100 640 000 1118 001	FCS TEXTBOOKS-S	\$250.00	\$0.00	\$0.00	0.00
01 1100 640 000 1135 002	GIFTED TEXTBOOKS - ELEM	\$0.00	\$0.00	\$0.00	0.00
01 1100 640 000 1138 001	Books & Periodicals Math	\$2,000.00	\$0.00	\$0.00	0.00
01 1100 640 000 1138 002	Books & Periodicals Math	\$0.00	\$0.00	\$0.00	0.00
01 1100 640 000 1141 002	MUSIC TEXTBOOKS	\$0.00	\$0.00	\$0.00	0.00
01 1100 640 000 1145 001	PE TEXTBOOKS - S	\$0.00	\$0.00	\$0.00	0.00
01 1100 640 000 1148 001	SCIENCE TEXTBOOKS-S	\$0.00	\$0.00	\$0.00	0.00
01 1100 640 000 1148 002	SCIENCE TEXTBOOKS-E	\$0.00	\$0.00	\$0.00	0.00
01 1100 640 000 1171 001	SOCIAL STUDIES TEXTBOOKS-S	\$500.00	\$0.00	\$0.00	0.00
01 1100 640 000 1171 002	SOCIAL STUDIES TEXTBOOKS-E	\$0.00	\$0.00	\$0.00	0.00
01 1100 640 000 1173 001	SPANISH-TEXTBOOKS	\$0.00	\$0.00	\$0.00	0.00
01 1100 640 000 1175 001	TECHNOLOGY TEXTBOOKS-S	\$2,500.00	\$0.00	\$0.00	0.00
01 1100 640 000 1180 001	T&I TEXTBOOKS-SEC.	\$500.00	\$0.00	\$0.00	0.00
01 1100 640 000 3155 001	Books & Periodicals Textbook Loan	\$2,500.00	\$0.00	\$0.00	0.00
01 1100 640 000 3155 002	TEXTBOOK LOAN PROGRAM-ELE	\$2,500.00	\$0.00	\$0.00	0.00
01 1100 643 000 0000 001	COMPUTER SOFTWARE - SEC	\$5,000.00	\$0.00	\$0.00	0.00

Account Number	Account Description	Revised Budget	Expended During Month	Expenditures to Date	% of Budget
01 1100 643 000 0000 002	Web/Cloud Based Software	\$5,000.00	\$0.00	\$0.00	49.40
01 1100 643 000 1103 001	AG ED COMPUTER SOFTWARE - S	\$1,000.00	\$0.00	\$0.00	0.00
01 1100 643 000 1112 001	Web/Cloud Based Software	\$1,250.00	\$0.00	\$0.00	0.00
01 1100 643 000 1114 001	Web/Cloud Based Software English	\$2,500.00	\$369.00	\$369.00	14.76
01 1100 643 000 1135 001	GIFTED COMPUTER SOFTWARE-S	\$0.00	\$0.00	\$0.00	0.00
01 1100 643 000 1135 002	GIFTED COMPUTER SOFTWARE-E	\$0.00	\$0.00	\$0.00	0.00
01 1100 643 000 1138 001	MATH COMPUTER SOFTWARE-S	\$2,000.00	\$0.00	\$0.00	0.00
01 1100 643 000 1145 001	PE WEB/CLOUD BASED SOFTWARE	\$0.00	\$0.00	\$0.00	0.00
01 1100 643 000 1148 001	SCIENCE COMPUTER SOFTWARE	\$5,500.00	\$0.00	\$0.00	0.00
01 1100 643 000 1148 002	SCIENCE COMP WEB/CLOUD SOFTWARE	\$5,000.00	\$0.00	\$0.00	0.00
01 1100 643 000 1171 001	SOCIAL STUDIES WEB/CLOUD BASED SOFTWARE	\$0.00	\$0.00	\$0.00	0.00
01 1100 643 000 1173 001	SPANISH SOFTWARE-S	\$0.00	\$0.00	\$0.00	0.00
01 1100 643 000 1175 001	Web/Cloud Based Software-Technology	\$5,000.00	\$0.00	\$0.00	0.00
01 1100 643 000 1175 002	TECHNOLOGY SOFTWARE-E	\$0.00	\$0.00	\$0.00	0.00
01 1100 643 000 1180 001	Web/Cloud Based Software Trades & Indus	\$0.00	\$0.00	\$0.00	0.00
01 1100 650 000 0000 001	COMPUTER HARDWARE (<5000)- S	\$67,500.00	\$0.00	\$0.00	0.00
01 1100 650 000 0000 002	COMPUTER HARDWARE (<5000) - E	\$30,000.00	\$0.00	\$0.00	0.00
01 1100 650 000 1112 001	BUSINESS HARDWARE-S	\$2,000.00	\$0.00	\$0.00	0.00
01 1100 650 000 1135 001	GIFTED COMP HARDWARE - S	\$250.00	\$0.00	\$0.00	0.00
01 1100 650 000 1138 001	MATH COMPUTER HARDWARE-S	\$350.00	\$0.00	\$0.00	0.00
01 1100 650 000 1175 001	TECH COMP HARDWARE-S	\$16,000.00	\$0.00	\$0.00	0.00
01 1100 650 000 1175 002	TECH COMP HARDWARE-E	\$12,500.00	\$0.00	\$0.00	0.00
01 1100 650 000 1180 001	T&I COMPUTER HARDWARE -S	\$500.00	\$0.00	\$0.00	0.00
01 1100 733 000 1102 001	AG GREENHOUSE	\$0.00	\$0.00	\$0.00	0.00
01 1100 810 000 1103 001	AG ED DUES AND FEES	\$200.00	\$0.00	\$0.00	0.00
01 1100 810 000 1108 001	Dues and Fees - Band	\$0.00	\$149.00	\$149.00	0.00
01 1100 810 000 1141 001	MUSIC DUES AND FEES-S	\$200.00	\$0.00	\$0.00	0.00
01 1100 810 000 1141 002	MUSIC DUES AND FEES-E	\$100.00	\$0.00	\$0.00	0.00
01 1100 810 000 1145 002	Dues and Fees PE	\$0.00	\$0.00	\$0.00	0.00
01 1100 810 000 2190 001	Dues and Fees Activity	\$0.00	\$0.00	\$0.00	0.00
01 1100 810 000 2190 002	Dues and Fees Activity	\$0.00	\$479.00	\$479.00	0.00
<b>1100</b>	<b>Regular Instruction</b>	<b>\$4,199,168.00</b>	<b>\$353,449.20</b>	<b>\$353,449.20</b>	<b>8.74</b>
01 1150 110 000 0000 001	ESL PARA SALARY-S	\$0.00	\$0.00	\$0.00	0.00
01 1150 110 000 0000 002	ESL PARA SALARY-S	\$0.00	\$0.00	\$0.00	0.00
01 1150 111 000 0000 001	ESL SALARY-S	\$56,067.00	\$4,338.99	\$4,338.99	7.74
01 1150 111 000 0000 002	ESL SALARY-E	\$124,528.00	\$9,910.07	\$9,910.07	7.96

Account Number	Account Description	Revised Budget	Expended During Month	Expenditures to Date	% of Budget
01 1150 112 000 0000 001	ESL PARA SALARY-S	\$17,136.00	\$1,503.15	\$1,503.15	8.77
01 1150 112 000 0000 002	ESL PARA SALARY-E	\$38,291.00	\$2,293.64	\$2,293.64	5.99
01 1150 112 000 1190 002	Reg Emp Instr Aides Limited English PS	\$0.00	\$0.00	\$0.00	0.00
01 1150 122 000 0000 001	ESL SUB SALARY-S	\$1,200.00	\$0.00	\$0.00	0.00
01 1150 122 000 0000 002	ESL SUB SALARY-E	\$2,000.00	\$0.00	\$0.00	0.00
01 1150 122 000 1190 002	ESL SUB SALARY-PS	\$0.00	\$0.00	\$0.00	0.00
01 1150 123 000 0000 001	ESL SUB SALARY-S	\$1,000.00	\$0.00	\$0.00	0.00
01 1150 123 000 0000 002	ESL SUB SALARY-E	\$1,000.00	\$90.00	\$90.00	9.00
01 1150 132 000 0000 001	ESL SUB SALARY-S	\$0.00	\$0.00	\$0.00	0.00
01 1150 132 000 0000 002	ESL SUB SALARY-S	\$0.00	\$36.72	\$36.72	0.00
01 1150 150 000 0000 001	TRANSLATOR SALARIES-2	\$6,500.00	\$0.00	\$0.00	0.00
01 1150 150 000 0000 002	TRANSLATOR SALARIES-E	\$6,500.00	\$291.48	\$291.48	4.48
01 1150 150 000 1190 002	TRANSLATOR SALARIES-PS	\$1,500.00	\$0.00	\$0.00	0.00
01 1150 151 000 0000 001	ESL SUB SALARY-S	\$0.00	\$0.00	\$0.00	0.00
01 1150 159 000 0000 001	ESL STIPEND SALARY-S	\$0.00	\$0.00	\$0.00	0.00
01 1150 159 000 0000 002	ESL STIPEND SALARY-E	\$0.00	\$0.00	\$0.00	0.00
01 1150 210 000 0000 001	Group Insurance - Non-Instructional	\$0.00	\$0.00	\$0.00	0.00
01 1150 210 000 0000 002	Group Insurance - Non-Instructional	\$0.00	\$0.00	\$0.00	0.00
01 1150 211 000 0000 001	ESL HEALTH INSURANCE-S	\$25,193.00	\$1,234.36	\$1,234.36	4.90
01 1150 211 000 0000 002	ESL HEALTH INSURANCE-E	\$52,501.00	\$2,844.72	\$2,844.72	5.42
01 1150 211 000 1190 002	ESL HEALTH INSURANCE-PS	\$0.00	\$0.00	\$0.00	0.00
01 1150 212 000 0000 001	Group Insurance - Instructional Aides	\$0.00	\$514.42	\$514.42	0.00
01 1150 212 000 0000 002	Group Insurance - Instructional Aides	\$0.00	\$862.54	\$862.54	0.00
01 1150 220 000 0000 001	Social Security - Non Instructional	\$0.00	\$0.00	\$0.00	0.00
01 1150 220 000 0000 002	Social Security - Non Instructional	\$0.00	\$22.31	\$22.31	0.00
01 1150 221 000 0000 001	ESL SOCIAL SECURITY-S	\$5,623.00	\$250.79	\$250.79	4.46
01 1150 221 000 0000 002	ESL SOCIAL SECURITY-E	\$12,455.00	\$749.38	\$749.38	6.02
01 1150 221 000 1190 002	ESL SOCIAL SECURITY	\$200.00	\$0.00	\$0.00	0.00
01 1150 222 000 0000 001	Social Security - Instructional Aides	\$0.00	\$114.98	\$114.98	0.00
01 1150 222 000 0000 002	Social Security - Instructional Aides	\$0.00	\$178.27	\$178.27	0.00
01 1150 223 000 0000 002	Social Security - LEP - Subs	\$0.00	\$6.89	\$6.89	0.00
01 1150 230 000 0000 001	Retirement - Non-Instructional	\$0.00	\$0.00	\$0.00	0.00
01 1150 230 000 0000 002	Retirement - Non-Instructional	\$0.00	\$21.43	\$21.43	0.00
01 1150 231 000 0000 001	ESL RETIREMENT-S	\$5,404.00	\$319.04	\$319.04	5.90
01 1150 231 000 0000 002	ESL RETIREMENT-E	\$11,971.00	\$728.67	\$728.67	6.09
01 1150 231 000 1190 002	ESL RETIREMENT	\$200.00	\$0.00	\$0.00	0.00

Account Number	Account Description	Revised Budget	Expended During Month	Expenditures to Date	% of Budget
01 1150 232 000 0000 001	Retirement - Instructional Aides	\$0.00	\$107.07	\$107.07	0.00
01 1150 232 000 0000 002	Retirement - Instructional Aides	\$0.00	\$146.72	\$146.72	0.00
01 1150 237 000 0000 001	ESL RETIREMENT-S	\$1,856.00	\$146.33	\$146.33	7.88
01 1150 237 000 0000 002	ESL RETIREMENT-E	\$4,111.00	\$307.95	\$307.95	7.49
01 1150 237 000 1190 002	ESL RETIREMENT	\$100.00	\$0.00	\$0.00	0.00
01 1150 281 000 0000 001	ELL - HSA Deduction	\$2,000.00	\$175.64	\$175.64	8.78
01 1150 281 000 0000 002	HSA - LEP	\$0.00	\$199.59	\$199.59	0.00
01 1150 350 000 0000 001	Technical Services - ELL	\$100.00	\$0.00	\$0.00	0.00
01 1150 350 000 0000 002	Technical Services - ELL	\$100.00	\$0.00	\$0.00	0.00
01 1150 540 000 0000 001	Advertising - ELL	\$0.00	\$0.00	\$0.00	0.00
01 1150 540 000 0000 002	Advertising - ELL	\$0.00	\$0.00	\$0.00	0.00
01 1150 580 000 0000 001	Travel Trans, Meals, Hotel ELL	\$500.00	\$0.00	\$0.00	0.00
01 1150 580 000 0000 002	Travel Trans, Meals, Hotel ELL	\$500.00	\$0.00	\$0.00	0.00
01 1150 610 000 0000 001	ESL SUPPLIES	\$600.00	\$0.00	\$0.00	0.00
01 1150 610 000 0000 002	ESL SUPPLIES-ELEM.	\$500.00	\$0.00	\$0.00	0.00
01 1150 640 000 0000 001	ESL TEXTS	\$500.00	\$0.00	\$0.00	4.30
01 1150 640 000 0000 002	ESL TEXTS-ELEM.	\$500.00	\$0.00	\$0.00	0.00
01 1150 643 000 0000 001	COMPUTER SOFTWARE - SEC	\$100.00	\$0.00	\$0.00	0.00
01 1150 643 000 0000 002	COMPUTER SOFTWARE - EL	\$0.00	\$0.00	\$0.00	0.00
<b>1150</b>	<b>Limited English Proficiency Programs</b>	<b>\$380,736.00</b>	<b>\$27,395.15</b>	<b>\$27,395.15</b>	<b>7.20</b>
01 1160 111 000 0000 001	POVERTY SALARY-S	\$90,226.00	\$2,981.34	\$2,981.34	3.30
01 1160 111 000 0000 002	POVERTY SALARY-E	\$660,571.00	\$46,004.29	\$46,004.29	6.96
01 1160 111 000 1138 001	Poverty Teacher/Prof - Math	\$0.00	\$4,559.80	\$4,559.80	0.00
01 1160 112 000 0000 001	POVERTY PARA SALARY - S	\$0.00	\$176.62	\$176.62	0.00
01 1160 112 000 0000 002	POVERTY PARA SALARY - E	\$91,181.00	\$11,228.33	\$11,228.33	12.31
01 1160 112 000 1744 002	DE POVERTY PARA SALARY - E	\$30,000.00	\$0.00	\$0.00	0.00
01 1160 120 000 0000 000	Temp Emp - Non-Instructional	\$0.00	\$650.00	\$650.00	0.00
01 1160 120 000 0000 001	Temp Emp - Non-Instructional	\$4,500.00	\$0.00	\$0.00	0.00
01 1160 120 000 0000 002	Temp Emp - Non-Instructional	\$6,000.00	\$0.00	\$0.00	0.00
01 1160 122 000 0000 001	POVERTY PARA SUB SALARY - S	\$0.00	\$0.00	\$0.00	0.00
01 1160 122 000 0000 002	POVERTY PARA SUB SALARY - E	\$1,553.00	\$378.35	\$378.35	24.36
01 1160 123 000 0000 001	POVERTY SUB SALARY-S	\$0.00	\$50.00	\$50.00	0.00
01 1160 123 000 0000 002	POVERTY SUB SALARY-E	\$0.00	\$1,560.00	\$1,560.00	0.00
01 1160 132 000 0000 001	Poverty Instructional Aides - OT	\$0.00	\$127.94	\$127.94	0.00
01 1160 132 000 0000 002	Poverty Instructional Aides - OT	\$0.00	\$139.21	\$139.21	0.00
01 1160 151 000 0000 001	POVERTY SUB SALARY-S	\$0.00	\$12.50	\$12.50	0.00

Account Number	Account Description	Revised Budget	Expended During Month	Expenditures to Date	% of Budget
01 1160 152 000 0000 001	POVERTY SUB SALARY-S	\$0.00	\$50.00	\$50.00	0.00
01 1160 159 000 0000 001	POVERTY STIPENDS-S	\$0.00	\$0.00	\$0.00	0.00
01 1160 159 000 0000 002	POVERTY STIPENDS-E	\$0.00	\$0.00	\$0.00	0.00
01 1160 211 000 0000 001	POVERTY HEALTH INS - S	\$27,317.00	\$701.35	\$701.35	2.57
01 1160 211 000 0000 002	POVERTY HEALTH INS - E	\$179,319.00	\$10,911.00	\$10,911.00	6.08
01 1160 211 000 1138 001	Group Ins - Teach/Prof Poverty Math	\$0.00	\$1,081.03	\$1,081.03	0.00
01 1160 212 000 0000 002	Group Insurance - Instructional Aides	\$0.00	\$2,249.36	\$2,249.36	0.00
01 1160 220 000 0000 000	Social Security - Non-Instructional	\$0.00	\$49.73	\$49.73	0.00
01 1160 220 000 0000 001	Social Security - Non-Instructional	\$0.00	\$0.00	\$0.00	0.00
01 1160 220 000 0000 002	Social Security - Non-Instructional	\$0.00	\$0.00	\$0.00	0.00
01 1160 221 000 0000 001	POVERTY SOCIAL SECURITY-S	\$6,667.00	\$225.20	\$225.20	3.38
01 1160 221 000 0000 002	POVERTY SOCIAL SECURITY-E	\$56,361.00	\$3,353.08	\$3,353.08	5.95
01 1160 221 000 1138 001	Social Security - Poverty - Math	\$0.00	\$326.29	\$326.29	0.00
01 1160 221 000 1744 002	DE POVERTY SOCIAL SECURITY-E	\$3,500.00	\$0.00	\$0.00	0.00
01 1160 222 000 0000 001	Social Security - Instructional Aides	\$0.00	\$27.11	\$27.11	0.00
01 1160 222 000 0000 002	Social Security - Instructional Aides	\$0.00	\$811.27	\$811.27	0.00
01 1160 222 000 1744 002	Social Security - Instructional Aides	\$0.00	\$0.00	\$0.00	0.00
01 1160 223 000 0000 001	Social Security - Poverty - Sub	\$0.00	\$3.82	\$3.82	0.00
01 1160 223 000 0000 002	Social Security - Poverty - Sub	\$0.00	\$119.34	\$119.34	0.00
01 1160 231 000 0000 001	POVERTY RETIREMENT-S	\$6,408.00	\$220.13	\$220.13	3.44
01 1160 231 000 0000 002	POVERTY RETIREMENT-E	\$54,685.00	\$3,382.61	\$3,382.61	6.19
01 1160 231 000 1138 001	Retirement - Teach/Prof Poverty Math	\$0.00	\$335.27	\$335.27	0.00
01 1160 231 000 1744 002	DE POVERTY RETIREMENT-E	\$900.00	\$0.00	\$0.00	0.00
01 1160 232 000 0000 001	Retirement - Instructional Aides	\$0.00	\$26.07	\$26.07	0.00
01 1160 232 000 0000 002	Retirement - Instructional Aides	\$0.00	\$824.64	\$824.64	0.00
01 1160 237 000 0000 001	POVERTY RETIREMENT-S	\$2,000.00	\$84.53	\$84.53	4.23
01 1160 237 000 0000 002	POVERTY RETIREMENT-E	\$18,779.00	\$1,444.84	\$1,444.84	7.69
01 1160 237 000 1138 001	Inc Retirement Poverty Math	\$0.00	\$115.14	\$115.14	0.00
01 1160 237 000 1744 002	DE POVERTY RETIREMENT 1%-E	\$500.00	\$0.00	\$0.00	0.00
01 1160 281 000 0000 001	POVERTY - HSA Deduction	\$2,000.00	\$99.80	\$99.80	4.99
01 1160 281 000 0000 002	POVERTY - HSA Deduction	\$500.00	\$0.00	\$0.00	0.00
01 1160 281 000 1138 001	HSA Poverty Math	\$0.00	\$49.90	\$49.90	0.00
01 1160 282 000 0000 002	Health Benefits (HSA) - Inst Aides	\$0.00	\$32.03	\$32.03	0.00
01 1160 350 000 0000 001	Technical Services - Poverty	\$3,000.00	\$0.00	\$0.00	0.00
01 1160 350 000 0000 002	Technical Services - Poverty	\$3,000.00	\$0.00	\$0.00	0.00
01 1160 382 000 0000 001	Dist Ed & Telecommunications - Poverty	\$0.00	\$0.00	\$0.00	0.00

Account Number	Account Description	Revised Budget	Expended During Month	Expenditures to Date	% of Budget
01 1160 382 000 0000 002	Dist Ed & Telecommunications - Poverty	\$500.00	\$0.00	\$0.00	0.00
01 1160 580 000 0000 001	Travel Trans, Meals, Hotel Poverty	\$250.00	\$0.00	\$0.00	0.00
01 1160 580 000 0000 002	Travel Trans, Meals, Hotel Poverty	\$500.00	\$0.00	\$0.00	0.00
01 1160 610 000 0000 001	POVERTY SUPPLIES S	\$250.00	\$0.00	\$0.00	0.00
01 1160 610 000 0000 002	POVERTY SUPPLIES E	\$750.00	\$0.00	\$0.00	0.00
01 1160 610 000 1190 002	POVERTY SUPPLIES PS	\$250.00	\$0.00	\$0.00	0.00
01 1160 610 000 1744 002	DE POVERTY SUPPLIES	\$100.00	\$0.00	\$0.00	0.00
01 1160 643 000 0000 001	POVERTY COMP SOFTWARE-S	\$0.00	\$0.00	\$0.00	0.00
01 1160 643 000 0000 002	Web/Cloud Based Software Poverty	\$0.00	\$460.00	\$460.00	0.00
01 1160 650 000 0000 002	POVERTY COMP HARDWARE - E	\$4,500.00	\$0.00	\$0.00	0.00
<b>1160</b>	<b>Poverty Programs</b>	<b>\$1,256,067.00</b>	<b>\$94,851.92</b>	<b>\$94,851.92</b>	<b>7.55</b>
01 1190 111 000 1190 002	EC REGULAR SALARIES	\$45,236.00	\$3,769.67	\$3,769.67	8.33
01 1190 112 000 1190 002	EC PARA SALARIES	\$16,468.00	\$0.00	\$0.00	0.00
01 1190 122 000 1190 002	OTHER SUB STAFF SALARIES-PS	\$1,000.00	\$1,227.53	\$1,227.53	122.75
01 1190 123 000 1190 002	EC SUBSTITUTE SALARIES	\$363.00	\$200.00	\$200.00	55.10
01 1190 132 000 1190 002	EC PARA SALARIES	\$0.00	\$0.00	\$0.00	0.00
01 1190 159 000 1190 002	EC REGULAR STIPEND	\$0.00	\$0.00	\$0.00	0.00
01 1190 211 000 1190 002	EC HEALTH INSURANCE	\$26,620.00	\$1,602.27	\$1,602.27	6.02
01 1190 212 000 1190 002	Group Insurance - Instructional Aides	\$0.00	\$0.00	\$0.00	0.00
01 1190 221 000 1190 002	EC SOCIAL SECURITY	\$4,720.00	\$277.14	\$277.14	5.87
01 1190 222 000 1190 002	Social Security - Instructional Aides	\$0.00	\$93.91	\$93.91	0.00
01 1190 223 000 1190 002	Social Security - Preschool Subs	\$0.00	\$15.30	\$15.30	0.00
01 1190 231 000 1190 002	EC RETIREMENT	\$4,537.00	\$277.18	\$277.18	6.11
01 1190 237 000 1190 002	EC RETIREMENT 1%	\$2,700.00	\$95.18	\$95.18	3.53
01 1190 281 000 1190 002	EARLY CHILDHOOD - HSA Deduction	\$100.00	\$0.00	\$0.00	0.00
01 1190 580 000 1190 002	Travel Trans, Meals, Hotel Early Child	\$250.00	\$0.00	\$0.00	0.00
01 1190 610 000 1190 002	EARLY CHILDHOOD SUPPLIES	\$2,200.00	\$0.00	\$0.00	0.00
01 1190 643 000 1190 002	EARLY CHILDHOOD SOFTWARE	\$500.00	\$0.00	\$0.00	0.00
<b>1190</b>	<b>Early Childhood Programs</b>	<b>\$104,694.00</b>	<b>\$7,558.18</b>	<b>\$7,558.18</b>	<b>7.22</b>
01 1200 111 000 0000 000	SPED Teachers/Professionals	\$0.00	\$6,098.75	\$6,098.75	0.00
01 1200 111 000 0000 001	SPED TEACHERS SALARIES-S	\$355,294.00	\$19,643.61	\$19,643.61	5.53
01 1200 111 000 0000 002	SPED-TEACHERS SALARIES-E	\$317,087.00	\$19,932.48	\$19,932.48	6.29
01 1200 111 000 1235 000	TEACH/LRNG PRG SALARIES-S	\$0.00	\$0.00	\$0.00	0.00
01 1200 111 000 1235 001	TEACH/LRNG PRG SALARIES-S	\$24,940.00	\$2,078.33	\$2,078.33	8.33
01 1200 111 000 1235 002	TEACH/LRNG PRG SALARIES-E	\$24,940.00	\$2,078.34	\$2,078.34	8.33
01 1200 112 000 0000 000	SPED Instructional Aides	\$0.00	\$0.00	\$0.00	0.00

Account Number	Account Description	Revised Budget	Expended During Month	Expenditures to Date	% of Budget
01 1200 112 000 0000 001	SPED AIDES-S	\$76,058.00	\$5,408.36	\$5,408.36	7.11
01 1200 112 000 0000 002	SPED AIDES-E	\$190,000.00	\$20,298.04	\$20,298.04	10.68
01 1200 112 000 1235 001	CTL-AIDES SALARIES-S	\$40,827.00	\$8,197.05	\$8,197.05	20.08
01 1200 112 000 1235 002	CTL-AIDES SALARIES-E	\$7,852.00	\$33.93	\$33.93	0.43
01 1200 122 000 0000 001	SPED SUB AIDES-S	\$2,847.00	\$398.13	\$398.13	13.98
01 1200 122 000 0000 002	SPED SUB AIDES-E	\$10,350.00	\$807.14	\$807.14	7.80
01 1200 122 000 1235 001	CTL-AIDES SUB SALARIES - S	\$500.00	\$1,206.30	\$1,206.30	241.26
01 1200 122 000 1235 002	CTL-AIDES SUB SALARIES - E	\$2,500.00	\$0.00	\$0.00	0.00
01 1200 123 000 0000 001	SPED SUB-S	\$4,000.00	\$0.00	\$0.00	0.00
01 1200 123 000 0000 002	SPED SUB-E	\$4,000.00	\$0.00	\$0.00	0.00
01 1200 123 000 1235 000	CTL SUBSTITUTE SALARIES	\$0.00	\$0.00	\$0.00	0.00
01 1200 123 000 1235 001	CTL SUBSTITUTE SALARIES S	\$1,000.00	\$75.00	\$75.00	7.50
01 1200 123 000 1235 002	CTL SUBSTITUTE SALARIES E	\$1,000.00	\$75.00	\$75.00	7.50
01 1200 132 000 0000 000	SPED Instructional Aides - OT	\$0.00	\$0.00	\$0.00	0.00
01 1200 132 000 0000 001	SPED Instructional Aides - OT	\$0.00	\$28.29	\$28.29	0.00
01 1200 132 000 0000 002	SPED Instructional Aides - OT	\$0.00	\$223.60	\$223.60	0.00
01 1200 132 000 1235 001	SPED Instructional Aides - OT	\$0.00	\$48.21	\$48.21	0.00
01 1200 150 000 0000 001	TRANSLATOR SALARIES-S	\$600.00	\$0.00	\$0.00	0.00
01 1200 150 000 0000 002	TRANSLATOR SALARIES-E	\$600.00	\$0.00	\$0.00	0.00
01 1200 151 000 0000 001	SPED Instructional - Add'l Salary	\$0.00	\$0.00	\$0.00	0.00
01 1200 151 000 0000 002	SPED Instructional - Add'l Salary	\$0.00	\$0.00	\$0.00	0.00
01 1200 159 000 0000 001	SPED TEACHERS STIPENDS-S	\$0.00	\$0.00	\$0.00	0.00
01 1200 159 000 0000 002	SPED TEACHERS STIPENDS-E	\$0.00	\$0.00	\$0.00	0.00
01 1200 159 000 1235 001	TEACH/LRNG PRG-STIPENDS-S	\$0.00	\$0.00	\$0.00	0.00
01 1200 159 000 1235 002	TEACH/LRNG PRG-STIPENDS-E	\$0.00	\$0.00	\$0.00	0.00
01 1200 211 000 0000 000	Group Ins - Teach/Prof SPED	\$0.00	\$1,602.27	\$1,602.27	0.00
01 1200 211 000 0000 001	SPED HEALTH INSURANCE-S	\$117,830.00	\$4,483.15	\$4,483.15	3.80
01 1200 211 000 0000 002	SPED HEALTH INSURANCE-E	\$184,219.00	\$5,650.59	\$5,650.59	3.07
01 1200 211 000 1235 001	TEACH/LRNG PRG-HEALTH INS-S	\$29,848.00	\$801.13	\$801.13	2.68
01 1200 211 000 1235 002	TEACH/LRNG PRG-HEALTH INS-E	\$12,940.00	\$801.14	\$801.14	6.19
01 1200 212 000 0000 001	Group Insurance - Instructional Aides	\$0.00	\$1,385.50	\$1,385.50	0.00
01 1200 212 000 0000 002	Group Insurance - Instructional Aides	\$0.00	\$4,666.35	\$4,666.35	0.00
01 1200 212 000 1235 001	Group Insurance - Instructional Aides	\$0.00	\$2,883.97	\$2,883.97	0.00
01 1200 221 000 0000 000	Social Security - SPED	\$0.00	\$417.95	\$417.95	0.00
01 1200 221 000 0000 001	SPED SOC. SEC.-S	\$36,766.00	\$1,463.31	\$1,463.31	3.98
01 1200 221 000 0000 002	SPED SOC.SEC.-E	\$35,969.00	\$1,482.91	\$1,482.91	4.12

Account Number	Account Description	Revised Budget	Expended During Month	Expenditures to Date	% of Budget
01 1200 221 000 1235 001	TEACH/LRNG PRG-SOC SEC-S	\$5,031.00	\$152.03	\$152.03	3.02
01 1200 221 000 1235 002	TEACH/LRNG PRG-SOC SEC-E	\$2,508.00	\$152.04	\$152.04	6.06
01 1200 222 000 0000 001	Social Security - Instructional Aides	\$0.00	\$425.57	\$425.57	0.00
01 1200 222 000 0000 002	Social Security - Instructional Aides	\$0.00	\$1,460.77	\$1,460.77	0.00
01 1200 222 000 1235 001	Social Security - Instructional Aides	\$0.00	\$644.11	\$644.11	0.00
01 1200 222 000 1235 002	Social Security - Instructional Aides	\$0.00	\$2.59	\$2.59	0.00
01 1200 223 000 0000 001	Social Security - SPED - Subs	\$0.00	\$0.00	\$0.00	0.00
01 1200 223 000 1235 001	Social Security - SPED - Subs	\$0.00	\$5.74	\$5.74	0.00
01 1200 223 000 1235 002	Social Security - SPED - Subs	\$0.00	\$5.74	\$5.74	0.00
01 1200 231 000 0000 000	Retirement - SPED	\$0.00	\$448.43	\$448.43	0.00
01 1200 231 000 0000 001	SPED RETIREMENT-S	\$30,902.00	\$1,444.36	\$1,444.36	4.67
01 1200 231 000 0000 002	SPED RETIREMENT-E	\$37,261.00	\$1,465.61	\$1,465.61	3.93
01 1200 231 000 1235 001	TEACH/LRNG PRG-RETIREMENT-S	\$4,835.00	\$152.82	\$152.82	3.16
01 1200 231 000 1235 002	TEACH/LRNG PRG-RETIREMENT-E	\$2,411.00	\$152.82	\$152.82	6.34
01 1200 232 000 0000 001	Retirement - Instructional Aides	\$0.00	\$399.75	\$399.75	0.00
01 1200 232 000 0000 002	Retirement - Instructional Aides	\$0.00	\$1,499.04	\$1,499.04	0.00
01 1200 232 000 1235 001	Retirement - Instructional Aides	\$0.00	\$606.26	\$606.26	0.00
01 1200 232 000 1235 002	Retirement - Instructional Aides	\$0.00	\$2.49	\$2.49	0.00
01 1200 237 000 0000 000	Increased Retirement - SPED	\$0.00	\$154.00	\$154.00	0.00
01 1200 237 000 0000 001	SPED RETIREMENT-S	\$10,576.00	\$633.27	\$633.27	5.99
01 1200 237 000 0000 002	SPED RETIREMENT-E	\$7,995.00	\$1,018.09	\$1,018.09	12.73
01 1200 237 000 1235 001	TEACH/LRNG PRG-RETIRE 1%-S	\$1,660.00	\$260.68	\$260.68	15.70
01 1200 237 000 1235 002	TEACH/LRNG PRG-RETIRE 1%-E	\$828.00	\$53.34	\$53.34	6.44
01 1200 281 000 0000 001	SPED - HSA Deduction	\$2,000.00	\$199.59	\$199.59	9.98
01 1200 281 000 0000 002	SPED - HSA Deduction	\$3,000.00	\$199.59	\$199.59	6.65
01 1200 281 000 1235 001	TEACH/LRNG PRG - HSA Deduction	\$750.00	\$0.00	\$0.00	0.00
01 1200 281 000 1235 002	TEACH/LRNG PRG - HSA Deduction	\$500.00	\$0.00	\$0.00	0.00
01 1200 282 000 0000 001	Health Benefits (HSA) - Inst Aides	\$0.00	\$14.90	\$14.90	0.00
01 1200 282 000 0000 002	Health Benefits (HSA) - Inst Aides	\$0.00	\$42.47	\$42.47	0.00
01 1200 282 000 1235 001	Health Benefits (HSA) - Inst Aides	\$0.00	\$59.60	\$59.60	0.00
01 1200 330 000 0000 000	Employee Training SPED	\$0.00	\$0.00	\$0.00	0.00
01 1200 340 000 0000 001	SPED Instructional Programs	\$0.00	\$0.00	\$0.00	0.00
01 1200 340 000 0000 002	SPED Instructional Programs	\$0.00	\$0.00	\$0.00	0.00
01 1200 340 000 1210 001	SPED Instructional Programs-Level I	\$30,500.00	\$0.00	\$0.00	0.00
01 1200 340 000 1210 002	SPED Instructional Programs-Level I	\$75,500.00	\$0.00	\$0.00	0.00
01 1200 350 000 0000 001	Technical Services - SPED	\$0.00	\$0.00	\$0.00	0.00

Account Number	Account Description	Revised Budget	Expended During Month	Expenditures to Date	% of Budget
01 1200 350 000 0000 002	Technical Services - SPED	\$0.00	\$0.00	\$0.00	0.00
01 1200 350 000 1235 002	Technical Services - SPED CTL	\$3,000.00	\$0.00	\$0.00	0.00
01 1200 352 000 0000 001	Other Prof Services - SPED	\$1,600.00	\$279.92	\$279.92	17.50
01 1200 352 000 0000 002	Other Prof Services - SPED	\$0.00	\$0.00	\$0.00	0.00
01 1200 382 000 1235 001	Dist Ed & Telecommunications - SPED CTL	\$400.00	\$0.00	\$0.00	0.00
01 1200 382 000 1235 002	Dist Ed & Telecommunications - SPED CTL	\$400.00	\$0.00	\$0.00	0.00
01 1200 531 000 0000 001	Postage - SPED	\$200.00	\$21.43	\$21.43	10.72
01 1200 531 000 0000 002	Postage - SPED	\$100.00	\$1.62	\$1.62	1.62
01 1200 580 000 0000 000	Travel Trans, Meals, Hotel SPED SA	\$0.00	\$0.00	\$0.00	0.00
01 1200 580 000 0000 001	Travel Trans, Meals, Hotel SPED SA	\$3,000.00	\$0.00	\$0.00	4.20
01 1200 580 000 0000 002	Travel Trans, Meals, Hotel SPED SA	\$6,500.00	\$0.00	\$0.00	11.55
01 1200 580 000 1235 000	Travel Trans, Meals, Hotel SPED CTL	\$600.00	\$0.00	\$0.00	0.00
01 1200 580 000 1235 001	Travel Trans, Meals, Hotel SPED CTL	\$0.00	\$0.00	\$0.00	0.00
01 1200 580 000 1235 002	Travel Trans, Meals, Hotel SPED CTL	\$0.00	\$0.00	\$0.00	0.00
01 1200 610 000 0000 001	Supplies SPED SA	\$4,500.00	\$58.99	\$58.99	2.80
01 1200 610 000 0000 002	SPED SUPPLIES-ELEM.	\$3,500.00	\$0.00	\$0.00	0.00
01 1200 610 000 1235 001	Supplies SPED CTL	\$2,750.00	\$140.07	\$140.07	5.09
01 1200 610 000 1235 002	TEACH/LRNG PRG SUPPLIES-E	\$2,250.00	\$0.00	\$0.00	0.00
01 1200 640 000 0000 001	SPED LIBRARY BOOKS	\$250.00	\$0.00	\$0.00	41.76
01 1200 640 000 0000 002	SPED LIBRARY BOOKS	\$1,000.00	\$0.00	\$0.00	0.00
01 1200 640 000 1195 002	Books & Periodicals SPED SM	\$0.00	\$0.00	\$0.00	0.00
01 1200 641 000 0000 001	SPED E-BOOKS-S	\$0.00	\$0.00	\$0.00	0.00
01 1200 643 000 0000 001	SPED COMPUTER SOFTWARE-S	\$50.00	\$0.00	\$0.00	0.00
01 1200 643 000 0000 002	SPED COMPUTER SOFTWARE-E	\$750.00	\$0.00	\$0.00	26.53
01 1200 650 000 0000 001	SPED COMP HARDWARE-S	\$1,500.00	\$0.00	\$0.00	0.00
01 1200 650 000 0000 002	SPED COMP HARDWARE-E	\$2,000.00	\$0.00	\$0.00	0.00
01 1200 650 000 1235 001	CTL COMPUTER HARDWARE-S	\$200.00	\$0.00	\$0.00	0.00
01 1200 650 000 1235 002	CTL COMPUTER HARDWARE-E	\$200.00	\$0.00	\$0.00	0.00
01 1200 810 000 0000 000	Dues and Fees - SPED	\$0.00	\$0.00	\$0.00	0.00
01 1200 810 000 0000 001	SPED DUES AND FEES-SEC	\$250.00	\$0.00	\$0.00	0.00
01 1200 810 000 0000 002	SPED DUES AND FEES-ELEM.	\$250.00	\$0.00	\$0.00	0.00
01 1200 890 000 0000 001	Misc Exp SPED SA	\$0.00	\$0.00	\$0.00	0.00
01 1200 890 000 0000 002	Misc Exp SPED SA	\$0.00	\$0.00	\$0.00	0.00
<b>1200</b>	<b>SPED Instructional Programs School Age</b>	<b>\$1,733,474.00</b>	<b>\$124,426.56</b>	<b>\$124,426.56</b>	<b>7.25</b>
01 1291 111 005 0000 002	Reg Emp Salaries SPED 3-5	\$0.00	\$0.00	\$0.00	0.00
01 1291 112 005 0000 002	Reg Emp Instr Aides SPED 3-5	\$0.00	\$0.00	\$0.00	0.00

Account Number	Account Description	Revised Budget	Expended During Month	Expenditures to Date	% of Budget
01 1291 211 005 0000 002	Group Ins SPED 3-5	\$0.00	\$0.00	\$0.00	0.00
01 1291 221 005 0000 002	EC SPECIAL ED SOCIAL SECURITY 3-5	\$0.00	\$0.00	\$0.00	0.00
01 1291 231 000 0000 002	EC SPECIAL ED RETIREMENT	\$0.00	\$0.00	\$0.00	0.00
01 1291 231 005 0000 002	EC SPECIAL ED RETIREMENT 3-5	\$0.00	\$0.00	\$0.00	0.00
01 1291 237 005 0000 002	EC SPECIAL ED RETIREMENT 1% 3-5	\$0.00	\$0.00	\$0.00	0.00
01 1291 352 005 0000 002	EC CONTRACTED SERVICES (3-5)	\$0.00	\$0.00	\$0.00	0.00
01 1291 580 005 0000 002	Travel Trans, Meals, Hotel SPED 3-5	\$0.00	\$0.00	\$0.00	0.00
01 1291 890 005 0000 002	Misc Exp SPED 3-5	\$0.00	\$0.00	\$0.00	0.00
<b>1291</b>	<b>SPED Instructional Programs 3-5</b>	<b>\$0.00</b>	<b>\$0.00</b>	<b>\$0.00</b>	<b>0.00</b>
01 1292 111 002 0000 002	EC REGULAR SALARIES B-2 PS	\$0.00	\$0.00	\$0.00	0.00
01 1292 211 002 0000 002	EC HEALTH INSURANCE B-2	\$0.00	\$0.00	\$0.00	0.00
01 1292 221 002 0000 002	EC SPECIAL ED SOCIAL SECURITY B-2	\$0.00	\$0.00	\$0.00	0.00
01 1292 231 002 0000 002	EC SPECIAL ED RETIREMENT B-2	\$0.00	\$0.00	\$0.00	0.00
01 1292 237 002 0000 002	EC SPECIAL ED RETIREMENT 1% B-2	\$0.00	\$0.00	\$0.00	0.00
01 1292 580 002 0000 002	Travel Trans, Meals, Hotel SPED B-2	\$0.00	\$0.00	\$0.00	0.00
<b>1292</b>	<b>SPED Instructional Programs 0-2</b>	<b>\$0.00</b>	<b>\$0.00</b>	<b>\$0.00</b>	<b>0.00</b>
01 1300 151 000 0000 001	SUMMER SCHOOL STIPENDS	\$0.00	\$136.50	\$136.50	0.00
01 1300 151 000 0000 002	SUMMER SCHOOL STIPENDS	\$0.00	\$74.97	\$74.97	0.00
01 1300 159 000 0000 001	SUMMER SCHOOL STIPENDS	\$3,500.00	\$0.00	\$0.00	0.00
01 1300 221 000 0000 001	SUMMER SCHOOL SOC SEC	\$225.00	\$10.44	\$10.44	4.64
01 1300 221 000 0000 002	Social Security - Summer School	\$0.00	\$5.74	\$5.74	0.00
01 1300 231 000 0000 001	SUMMER SCHOOL RETIRE	\$225.00	\$10.04	\$10.04	4.46
01 1300 231 000 0000 002	Retirement - Summer School	\$0.00	\$5.51	\$5.51	0.00
01 1300 237 000 0000 001	SUMMER SCHOOL RETIRE 1%	\$175.00	\$3.44	\$3.44	1.97
01 1300 237 000 0000 002	Increased Retirement - Summer School	\$0.00	\$1.89	\$1.89	0.00
<b>1300</b>	<b>Summer School</b>	<b>\$4,125.00</b>	<b>\$248.53</b>	<b>\$248.53</b>	<b>6.02</b>
01 2120 110 000 0000 001	Non-Instructional Salaries - Guidance	\$13,121.00	\$1,248.94	\$1,248.94	9.52
01 2120 111 000 0000 001	GUIDANCE SALARY-S	\$71,340.00	\$5,769.17	\$5,769.17	8.09
01 2120 111 000 0000 002	GUIDANCE SALARY-E	\$35,783.00	\$2,916.84	\$2,916.84	8.15
01 2120 123 000 0000 001	GUIDANCE SUB.-S	\$400.00	\$0.00	\$0.00	0.00
01 2120 123 000 0000 002	GUIDANCE SUB.-E	\$400.00	\$0.00	\$0.00	0.00
01 2120 130 000 0000 001	Non-Instructional Salaries - Guidance	\$0.00	\$191.55	\$191.55	0.00
01 2120 151 000 0000 001	GUIDANCE SUB.-S	\$0.00	\$0.00	\$0.00	0.00
01 2120 159 000 0000 001	GUIDANCE STIPENDS-S	\$0.00	\$0.00	\$0.00	0.00
01 2120 159 000 0000 002	GUIDANCE STIPENDS-E	\$0.00	\$0.00	\$0.00	0.00
01 2120 210 000 0000 001	Group Insurance - Non Instructional	\$0.00	\$40.43	\$40.43	0.00

Account Number	Account Description	Revised Budget	Expended During Month	Expenditures to Date	% of Budget
01 2120 211 000 0000 001	GUID. HEALTH INS.-S	\$10,411.00	\$727.42	\$727.42	6.99
01 2120 211 000 0000 002	GUID. HEALTH INS.-E	\$11,237.00	\$801.14	\$801.14	7.13
01 2120 220 000 0000 001	Social Security - Non-Instructional	\$0.00	\$110.19	\$110.19	0.00
01 2120 221 000 0000 001	GUIDANCE SOC. SEC.-S	\$6,461.00	\$434.69	\$434.69	6.73
01 2120 221 000 0000 002	GUIDANCE SOC. SEC.-E	\$2,750.00	\$217.66	\$217.66	7.91
01 2120 230 000 0000 001	Retirement - Non-Instructional	\$0.00	\$105.91	\$105.91	0.00
01 2120 231 000 0000 001	GUIDANCE RETIREMENT-S	\$6,210.00	\$424.20	\$424.20	6.83
01 2120 231 000 0000 002	GUIDANCE RETIREMENT-E	\$2,643.00	\$214.47	\$214.47	8.11
01 2120 237 000 0000 001	GUIDANCE RETIREMENT-S	\$2,132.00	\$182.06	\$182.06	8.54
01 2120 237 000 0000 002	GUIDANCE RETIREMENT-E	\$907.00	\$73.65	\$73.65	8.12
01 2120 281 000 0000 001	GUIDANCE - HSA Deduction	\$0.00	\$99.79	\$99.79	0.00
01 2120 350 000 0000 001	Technical Services - Guidance	\$0.00	\$0.00	\$0.00	0.00
01 2120 352 000 0000 001	Other Prof Services - Guidance	\$1,250.00	\$0.00	\$0.00	0.00
01 2120 352 000 0000 002	Other Prof Services - Guidance	\$5,500.00	\$0.00	\$0.00	0.00
01 2120 580 000 0000 001	Travel Trans, Meals, Hotel Guidance	\$2,500.00	\$0.00	\$0.00	0.00
01 2120 580 000 0000 002	Travel Trans, Meals, Hotel Guidance	\$600.00	\$0.00	\$0.00	0.00
01 2120 610 000 0000 001	GUIDANCE SUPPLIES-SEC.	\$500.00	\$0.00	\$0.00	0.00
01 2120 610 000 0000 002	GUIDANCE SUPPLIES-ELEM.	\$500.00	\$0.00	\$0.00	66.00
01 2120 643 000 0000 001	GUIDANCE COMP SOFTWARE-S	\$5,550.00	\$0.00	\$0.00	0.00
01 2120 643 000 0000 002	GUIDANCE COMP SOFTWARE-E	\$5,550.00	\$0.00	\$0.00	0.00
<b>2120</b>	<b>Guidance Services</b>	<b>\$185,745.00</b>	<b>\$13,558.11</b>	<b>\$13,558.11</b>	<b>7.48</b>
01 2130 123 000 0000 001	NURSE SUB SAL.-S	\$0.00	\$0.00	\$0.00	0.00
01 2130 123 000 0000 002	NURSE SUB SAL.-E	\$0.00	\$0.00	\$0.00	0.00
01 2130 221 000 0000 001	NURSE SOC. SEC.-S	\$0.00	\$0.00	\$0.00	0.00
01 2130 221 000 0000 002	NURSE SOC. SEC.-E	\$0.00	\$0.00	\$0.00	0.00
01 2130 340 000 0000 000	Other Professional Serv Health	\$0.00	\$0.00	\$0.00	0.00
01 2130 340 000 0000 001	Other Prof Services - Health	\$0.00	\$0.00	\$0.00	0.00
01 2130 340 000 0000 002	Other Prof Services - Health	\$0.00	\$0.00	\$0.00	0.00
01 2130 350 000 0000 001	Technical Services - Health Serv	\$0.00	\$0.00	\$0.00	0.00
01 2130 350 000 0000 002	Technical Services - Health Serv	\$0.00	\$0.00	\$0.00	0.00
01 2130 580 000 0000 001	Travel Trans, Meals, Hotel Health Serv	\$0.00	\$0.00	\$0.00	0.00
01 2130 591 000 0000 000	Services Purchased from ESU Health	\$56,000.00	\$0.00	\$0.00	0.00
01 2130 610 000 0000 001	HEALTH SUPPLIES-SEC.	\$800.00	\$0.00	\$0.00	0.00
01 2130 610 000 0000 002	HEALTH SUPPLIES - ELEM.	\$800.00	\$0.00	\$0.00	0.00
<b>2130</b>	<b>Health Services</b>	<b>\$57,600.00</b>	<b>\$0.00</b>	<b>\$0.00</b>	<b>0.00</b>
01 2140 111 000 0000 000	Psychological Services	\$3,248.00	\$1,691.67	\$1,691.67	52.08

Account Number	Account Description	Revised Budget	Expended During Month	Expenditures to Date	% of Budget
01 2140 111 000 0000 001	PSYCHCHOLOGICAL SALARIES-S	\$0.00	\$0.00	\$0.00	0.00
01 2140 111 000 0000 002	PSYCHOLOGICAL SALARIES-E	\$0.00	\$0.00	\$0.00	0.00
01 2140 211 000 0000 000	Group Insurance -Psychological Services	\$768.00	\$350.67	\$350.67	45.66
01 2140 211 000 0000 001	PSYCHOLOGICAL HEALTH INS-S	\$0.00	\$0.00	\$0.00	0.00
01 2140 211 000 0000 002	PSYCHOLOGICAL HEALTH INS-E	\$0.00	\$0.00	\$0.00	0.00
01 2140 221 000 0000 000	Social Security -Psychological Services	\$248.00	\$122.36	\$122.36	49.34
01 2140 221 000 0000 001	PSYCHOLOGICAL SOC SEC-S	\$0.00	\$0.00	\$0.00	0.00
01 2140 221 000 0000 002	PSYCHOLOGICAL SOC SEC-E	\$0.00	\$0.00	\$0.00	0.00
01 2140 231 000 0000 000	Retirement -Psychological Services	\$238.00	\$124.38	\$124.38	52.26
01 2140 231 000 0000 001	PSYCHOLOGICAL RETIREMENT-S	\$0.00	\$0.00	\$0.00	0.00
01 2140 231 000 0000 002	PSYCHOLOGICAL RETIREMENT-E	\$0.00	\$0.00	\$0.00	0.00
01 2140 237 000 0000 000	Inc Retirement -Psychological Services	\$82.00	\$42.71	\$42.71	52.09
01 2140 237 000 0000 001	PSYCHOLOGICAL RETIREMENT 1% -S	\$0.00	\$0.00	\$0.00	0.00
01 2140 237 000 0000 002	PSYCHOLOGICAL RETIREMENT 1% -E	\$0.00	\$0.00	\$0.00	0.00
01 2140 281 000 0000 000	HSA -Psychological Services	\$100.00	\$49.90	\$49.90	49.90
01 2140 281 000 0000 001	PSYCH - HSA Deduction	\$0.00	\$0.00	\$0.00	0.00
01 2140 281 000 0000 002	PSYCH - HSA Deduction	\$0.00	\$0.00	\$0.00	0.00
01 2140 580 000 0000 000	Travel Trans, Meals, Hotel Psych Serv	\$1,000.00	\$0.00	\$0.00	0.00
01 2140 580 000 0000 001	Travel Trans, Meals, Hotel Psych Serv	\$0.00	\$0.00	\$0.00	0.00
01 2140 580 000 0000 002	Travel Trans, Meals, Hotel Psych Serv	\$0.00	\$0.00	\$0.00	0.00
01 2140 610 000 0000 000	Supplies Psychological Serv	\$800.00	\$0.00	\$0.00	0.00
01 2140 610 000 0000 001	PHYCHOLOGICAL SUPPLIES-S	\$0.00	\$0.00	\$0.00	0.00
01 2140 610 000 0000 002	PHYCHOLOGICAL SUPPLIES-E	\$0.00	\$0.00	\$0.00	0.00
<b>2140</b>	<b>Psychological Services</b>	<b>\$6,484.00</b>	<b>\$2,381.69</b>	<b>\$2,381.69</b>	<b>36.73</b>
01 2141 111 000 0000 000	Psychological Services - SPED School Age	\$0.00	\$4,736.66	\$4,736.66	0.00
01 2141 211 000 0000 000	Group Ins -Psychological SPED SA	\$0.00	\$981.88	\$981.88	0.00
01 2141 221 000 0000 000	Soc Security -Psychological SPED SA	\$0.00	\$342.59	\$342.59	0.00
01 2141 231 000 0000 000	Retirement -Psychological SPED SA	\$0.00	\$348.28	\$348.28	0.00
01 2141 237 000 0000 000	Inc Retirement -Psychological SPED SA	\$0.00	\$119.60	\$119.60	0.00
01 2141 281 000 0000 000	HSA -Psychological SPED SA	\$0.00	\$139.71	\$139.71	0.00
<b>2141</b>	<b>Psychological Services - SPED SA</b>	<b>\$0.00</b>	<b>\$6,668.72</b>	<b>\$6,668.72</b>	<b>0.00</b>
01 2142 111 005 0000 002	Psychological Services - SPED Age 3-5	\$0.00	\$270.67	\$270.67	0.00
01 2142 211 005 0000 002	Group Ins -Psychological SPED 3-5	\$0.00	\$56.11	\$56.11	0.00
01 2142 221 005 0000 002	Soc Sec -Psychological SPED 3-5	\$0.00	\$19.57	\$19.57	0.00
01 2142 231 005 0000 002	Retirement -Psychological SPED 3-5	\$0.00	\$19.90	\$19.90	0.00
01 2142 237 005 0000 002	Inc Retirement -Psychological SPED	\$0.00	\$6.83	\$6.83	0.00

Account Number	Account Description	Revised Budget	Expended During Month	Expenditures to Date	% of Budget
	3-5				
01 2142 281 005 0000 002	HSA -Psychological SPED 3-5	\$0.00	\$7.98	\$7.98	0.00
<b>2142</b>	<b>Psychological Services - SPED Age 3-5</b>	<b>\$0.00</b>	<b>\$381.06</b>	<b>\$381.06</b>	<b>0.00</b>
01 2143 111 002 0000 002	Psychological Services - SPED Age B-2	\$0.00	\$67.67	\$67.67	0.00
01 2143 211 002 0000 002	Group Ins -Psychological SPED B-2	\$0.00	\$14.02	\$14.02	0.00
01 2143 221 002 0000 002	Soc Sec - Psychological SPED B-2	\$0.00	\$4.90	\$4.90	0.00
01 2143 231 002 0000 002	Retirement -Psychological SPED B-2	\$0.00	\$4.98	\$4.98	0.00
01 2143 237 002 0000 002	Inc Retirement -Psychological SPED B-2	\$0.00	\$1.71	\$1.71	0.00
01 2143 281 002 0000 002	HSA -Psychological SPED B-2	\$0.00	\$2.00	\$2.00	0.00
<b>2143</b>	<b>Psychological Services - SPED Age B-2</b>	<b>\$0.00</b>	<b>\$95.28</b>	<b>\$95.28</b>	<b>0.00</b>
01 2161 320 000 0000 001	Professional Educational Services OT SA	\$0.00	\$192.00	\$192.00	0.00
01 2161 320 000 0000 002	Professional Educational Services OT SA	\$0.00	\$976.00	\$976.00	0.00
01 2161 340 000 0000 000	Other Professional Services	\$0.00	\$0.00	\$0.00	0.00
01 2161 340 000 0000 001	Other Professional Services	\$0.00	\$0.00	\$0.00	0.00
01 2161 340 000 0000 002	Other Professional Services	\$0.00	\$0.00	\$0.00	0.00
<b>2161</b>	<b>Occupational Therapy SPED SA</b>	<b>\$0.00</b>	<b>\$1,168.00</b>	<b>\$1,168.00</b>	<b>0.00</b>
01 2162 320 005 0000 002	Prof Ed Services OT (3-5)	\$0.00	\$0.00	\$0.00	0.00
<b>2162</b>	<b>Occupational Therapy SPED Age 3-5</b>	<b>\$0.00</b>	<b>\$0.00</b>	<b>\$0.00</b>	<b>0.00</b>
01 2171 320 000 0000 001	Professional Educational Services PT SA	\$0.00	\$78.74	\$78.74	0.00
01 2171 320 000 0000 002	Professional Educational Services PT SA	\$0.00	\$563.58	\$563.58	0.00
<b>2171</b>	<b>Physical Therapy SPED SA</b>	<b>\$0.00</b>	<b>\$642.32</b>	<b>\$642.32</b>	<b>0.00</b>
01 2190 110 000 0000 001	ACT. BKKPER. SAL. - S	\$6,560.00	\$0.00	\$0.00	0.00
01 2190 110 000 0000 002	ACT. BKKPER SAL.-E	\$6,560.00	\$0.00	\$0.00	0.00
01 2190 111 000 0000 001	ACT. DIRECTOR SALARY-S	\$89,700.00	\$0.00	\$0.00	0.00
01 2190 151 000 0000 001	EXTRA DUTY SALARY CERTIFIED-S	\$230,198.00	\$0.00	\$0.00	0.00
01 2190 151 000 0000 002	EXTRA DUTY SALARY CERTIFIED-E	\$9,504.00	\$0.00	\$0.00	0.00
01 2190 159 000 0000 001	ACTIVITIES STIPENDS-S	\$0.00	\$0.00	\$0.00	0.00
01 2190 159 000 0000 002	ACTIVITIES STIPENDS-E	\$0.00	\$0.00	\$0.00	0.00
01 2190 210 000 0000 001	Group Insurance - Non Instructional	\$0.00	\$0.00	\$0.00	0.00
01 2190 210 000 0000 002	Group Insurance - Non Instructional	\$0.00	\$0.00	\$0.00	0.00
01 2190 211 000 0000 001	ACTIVITIES HEALTH INS.-S	\$242.00	\$0.00	\$0.00	0.00
01 2190 211 000 0000 002	ACTIVITIES HEALTH INS.-E	\$242.00	\$0.00	\$0.00	0.00
01 2190 220 000 0000 001	Social Security - Non-Instructional	\$0.00	\$0.00	\$0.00	0.00
01 2190 220 000 0000 002	Social Security - Non-Instructional	\$0.00	\$0.00	\$0.00	0.00
01 2190 221 000 0000 001	ACTIVITIES SOC. SEC.-S	\$27,112.00	\$0.00	\$0.00	0.00
01 2190 221 000 0000 002	ACTIVITIES SOC.SEC.-E	\$922.00	\$0.00	\$0.00	0.00

Account Number	Account Description	Revised Budget	Expended During Month	Expenditures to Date	% of Budget
01 2190 230 000 0000 001	Retirement - Non-Instructional	\$23,571.00	\$0.00	\$0.00	0.00
01 2190 230 000 0000 002	Retirement - Non-Instructional	\$887.00	\$0.00	\$0.00	0.00
01 2190 231 000 0000 001	ACTIVITIES RET.-S	\$0.00	\$0.00	\$0.00	0.00
01 2190 231 000 0000 002	ACTIVITIES RET.-E	\$0.00	\$0.00	\$0.00	0.00
01 2190 237 000 0000 001	ACTIVITIES RET.-S	\$7,754.00	\$0.00	\$0.00	0.00
01 2190 237 000 0000 002	ACTIVITIES RET.-E	\$304.00	\$0.00	\$0.00	0.00
01 2190 320 000 0000 001	Professional Educational Services	\$0.00	\$0.00	\$0.00	0.00
01 2190 320 000 0000 002	Professional Educational Services	\$0.00	\$0.00	\$0.00	0.00
01 2190 350 000 0000 001	Technical Services - Student Other	\$750.00	\$0.00	\$0.00	0.00
01 2190 350 000 0000 002	Technical Services - Student Other	\$0.00	\$0.00	\$0.00	0.00
01 2190 352 000 0000 001	Other Prof Services - Student Other	\$250.00	\$0.00	\$0.00	0.00
01 2190 580 000 0000 001	Travel Trans, Meals, Hotel Student Other	\$9,000.00	\$0.00	\$0.00	0.00
01 2190 580 000 0000 002	Travel Trans, Meals, Hotel Student Other	\$3,500.00	\$0.00	\$0.00	0.00
01 2190 610 000 0000 001	ACTIVITY SUPPLIES-SEC.	\$13,000.00	\$0.00	\$0.00	0.00
01 2190 610 000 0000 002	ACTIVITY SUPPLIES-ELEM.	\$1,300.00	\$0.00	\$0.00	0.00
01 2190 650 000 0000 001	ACTIVITIES HARDWARE-SEC.	\$0.00	\$0.00	\$0.00	0.00
01 2190 810 000 0000 001	Dues & Fees Student Support Services	\$0.00	\$0.00	\$0.00	0.00
01 2190 810 000 0000 002	Dues and Fees Student Support Services	\$0.00	\$0.00	\$0.00	0.00
01 2190 890 000 0000 001	OTHER PUPIL SERVICES - SE	\$100.00	\$0.00	\$0.00	0.00
01 2190 890 000 0000 002	OTHER PUPIL SERVICES - EL	\$100.00	\$0.00	\$0.00	0.00
<b>2190</b>	<b>Support Services - Student Other</b>	<b>\$431,556.00</b>	<b>\$0.00</b>	<b>\$0.00</b>	<b>0.00</b>
01 2210 111 000 0000 000	Improvement of Instruction Salaries	\$0.00	\$546.91	\$546.91	0.00
01 2210 211 000 0000 000	Group Insurance - Imprv of Instruction	\$0.00	\$131.50	\$131.50	0.00
01 2210 221 000 0000 000	Soc Sec - Imprv of Instruction	\$0.00	\$32.46	\$32.46	0.00
01 2210 231 000 0000 000	Retirement - Imprv of Instruction	\$0.00	\$40.21	\$40.21	0.00
01 2210 237 000 0000 000	Inc Retirement - Imprv of Instruction	\$0.00	\$13.81	\$13.81	0.00
01 2210 281 000 0000 000	HSA- Imprv of Instruction	\$0.00	\$18.71	\$18.71	0.00
01 2210 580 000 0000 000	Travel Trans Meals Hotel Improv of Inst	\$0.00	\$0.00	\$0.00	0.00
<b>2210</b>	<b>Improvement of Instruction</b>	<b>\$0.00</b>	<b>\$783.60</b>	<b>\$783.60</b>	<b>0.00</b>
01 2211 159 000 0000 001	SCHOOL IMPROV STIPENDS-S	\$0.00	\$0.00	\$0.00	0.00
01 2211 159 000 0000 002	SCHOOL IMPROV STIPENDS-E	\$0.00	\$0.00	\$0.00	0.00
01 2211 221 000 0000 000	Social Security Teachers School Improv	\$200.00	\$0.00	\$0.00	0.00
01 2211 221 000 0000 001	SOC.SEC.-SCH.IMPRO.-SEC.	\$0.00	\$0.00	\$0.00	0.00
01 2211 221 000 0000 002	SOC.SEC.-SCH.IMPR.ELEM	\$0.00	\$0.00	\$0.00	0.00
01 2211 231 000 0000 000	Retirement Teachers School Improv	\$100.00	\$0.00	\$0.00	0.00
01 2211 231 000 0000 001	RETIRE/SCH.IMPR. SEC.	\$0.00	\$0.00	\$0.00	0.00

Account Number	Account Description	Revised Budget	Expended During Month	Expenditures to Date	% of Budget
01 2211 231 000 0000 002	RETIRE./SCH.IMPRO.ELEM	\$0.00	\$0.00	\$0.00	0.00
01 2211 237 000 0000 000	Increased Retirement School Improv	\$50.00	\$0.00	\$0.00	0.00
01 2211 237 000 0000 001	RETIRE/SCH.IMPR. SEC.	\$0.00	\$0.00	\$0.00	0.00
01 2211 237 000 0000 002	RETIRE./SCH.IMPRO.ELEM	\$0.00	\$0.00	\$0.00	0.00
01 2211 330 000 0000 000	Employee Trng/Dev Services School Improv	\$1,000.00	\$0.00	\$0.00	0.00
01 2211 350 000 0000 000	Technical Services School Improv	\$2,000.00	\$0.00	\$0.00	0.00
01 2211 350 000 0000 001	Technical Services - School Improv	\$0.00	\$0.00	\$0.00	0.00
01 2211 350 000 0000 002	Technical Services - School Improv	\$0.00	\$0.00	\$0.00	0.00
01 2211 580 000 0000 000	Travel Trans, Meals, Hotel School Improv	\$400.00	\$0.00	\$0.00	368.75
01 2211 580 000 0000 001	Travel Trans, Meals, Hotel School Improv	\$0.00	\$0.00	\$0.00	0.00
01 2211 580 000 0000 002	Travel Trans, Meals, Hotel School Improv	\$0.00	\$0.00	\$0.00	0.00
01 2211 643 000 0000 001	SCH IMPROV-COMP SOFTWARE-S	\$0.00	\$0.00	\$0.00	0.00
01 2211 643 000 0000 002	SCH IMPROV-COMP SOFTWARE-E	\$0.00	\$0.00	\$0.00	0.00
<b>2211</b>	<b>School Improvement</b>	<b>\$3,750.00</b>	<b>\$0.00</b>	<b>\$0.00</b>	<b>39.33</b>
01 2212 350 000 0000 000	Technical Services Instr & Curr Dev	\$200.00	\$0.00	\$0.00	0.00
01 2212 350 000 0000 001	Technical Services - Inst & Curr Dev	\$0.00	\$0.00	\$0.00	0.00
01 2212 350 000 0000 002	Technical Services - Inst & Curr Dev	\$0.00	\$0.00	\$0.00	0.00
01 2212 580 000 0000 000	Travel Trans, Meals, Hotel Instr & Curr	\$5,500.00	\$0.00	\$0.00	0.00
01 2212 580 000 0000 001	Travel Trans, Meals, Hotel Instr & Curr	\$0.00	\$0.00	\$0.00	0.00
01 2212 580 000 0000 002	Travel Trans, Meals, Hotel Instr & Curr	\$0.00	\$0.00	\$0.00	0.00
01 2212 610 000 0000 000	Supplies Instr & Curr Development	\$600.00	\$0.00	\$0.00	0.00
01 2212 610 000 0000 001	STAFF TRNG SUPPLIES-S	\$0.00	\$0.00	\$0.00	0.00
01 2212 610 000 0000 002	STAFF TRNG SUPPLIES-E	\$0.00	\$0.00	\$0.00	0.00
<b>2212</b>	<b>Instruction &amp; Curriculum Development</b>	<b>\$6,300.00</b>	<b>\$0.00</b>	<b>\$0.00</b>	<b>0.00</b>
01 2213 330 000 0000 002	Employee Training & Development Services	\$0.00	\$0.00	\$0.00	0.00
01 2213 330 000 1108 001	Employee Training Band	\$0.00	\$115.00	\$115.00	0.00
01 2213 330 000 1148 001	TRANSPORTATION SERVICES	\$0.00	\$0.00	\$0.00	0.00
01 2213 580 000 0000 001	Travel Trans, Meals, Hotel Instr Staff	\$0.00	\$0.00	\$0.00	0.00
01 2213 580 000 0000 002	Travel:Trans, Meals, Hotel Instr Staff	\$0.00	\$0.00	\$0.00	0.00
01 2213 640 000 0000 000	Books & Periodicals Instr Staff Trng	\$0.00	\$0.00	\$0.00	0.00
<b>2213</b>	<b>Instructional Staff Training</b>	<b>\$0.00</b>	<b>\$115.00</b>	<b>\$115.00</b>	<b>0.00</b>
01 2220 111 000 0000 000	LIBRARY SALARIES-S	\$2,320.00	\$5,962.67	\$5,962.67	257.01
01 2220 111 000 0000 001	LIBRARY SALARIES-S	\$35,776.00	\$0.00	\$0.00	0.00
01 2220 111 000 0000 002	LIBRARY SALARIES-E	\$53,277.00	\$0.00	\$0.00	0.00
01 2220 112 000 0000 001	LIBRARY AIDES-S	\$16,000.00	\$1,626.25	\$1,626.25	10.16
01 2220 112 000 0000 002	LIBRARY AIDES-E	\$13,960.00	\$1,931.53	\$1,931.53	13.84

Account Number	Account Description	Revised Budget	Expended During Month	Expenditures to Date	% of Budget
01 2220 122 000 0000 001	LIBRARY AIDES SUB-S	\$500.00	\$0.00	\$0.00	0.00
01 2220 122 000 0000 002	LIBRARY AIDES SUB -E	\$250.00	\$0.00	\$0.00	0.00
01 2220 123 000 0000 001	LIBRARY SUB-S	\$1,500.00	\$0.00	\$0.00	0.00
01 2220 123 000 0000 002	LIBRARY SUB-E	\$500.00	\$0.00	\$0.00	0.00
01 2220 132 000 0000 001	Library/Media Services - OT	\$0.00	\$410.24	\$410.24	0.00
01 2220 132 000 0000 002	Library/Media Services - OT	\$0.00	\$0.00	\$0.00	0.00
01 2220 151 000 0000 001	LIBRARY SUB-S	\$0.00	\$0.00	\$0.00	0.00
01 2220 152 000 0000 001	LIBRARY SUB-S	\$0.00	\$37.50	\$37.50	0.00
01 2220 159 000 0000 002	LIBRARY SALARIES-E	\$0.00	\$0.00	\$0.00	0.00
01 2220 211 000 0000 000	Group Ins - Library/Media	\$0.00	\$1,602.27	\$1,602.27	0.00
01 2220 211 000 0000 001	LIBRARY HEALTH INS.-S	\$22,000.00	\$0.00	\$0.00	0.00
01 2220 211 000 0000 002	LIBRARY HEALTH INS.-E	\$15,684.00	\$0.00	\$0.00	0.00
01 2220 212 000 0000 001	Group Insurance - Instructional Aides	\$0.00	\$616.09	\$616.09	0.00
01 2220 212 000 0000 002	Group Insurance - Instructional Aides	\$0.00	\$554.48	\$554.48	0.00
01 2220 221 000 0000 000	Social Security - Library/Media	\$0.00	\$450.51	\$450.51	0.00
01 2220 221 000 0000 001	LIBRARY SOC. SEC.-S	\$2,961.00	\$0.00	\$0.00	0.00
01 2220 221 000 0000 002	LIBRARY SOC. SEC.-E	\$5,232.00	\$0.00	\$0.00	0.00
01 2220 222 000 0000 001	Social Security - Instructional Aides	\$0.00	\$158.64	\$158.64	0.00
01 2220 222 000 0000 002	Social Security - Instructional Aides	\$0.00	\$147.76	\$147.76	0.00
01 2220 231 000 0000 000	Retirement - Library/Media	\$0.00	\$438.42	\$438.42	0.00
01 2220 231 000 0000 001	LIBRARY RETIREMENT-S	\$2,847.00	\$0.00	\$0.00	0.00
01 2220 231 000 0000 002	LIBRARY RETIREMENT-E	\$5,029.00	\$0.00	\$0.00	0.00
01 2220 232 000 0000 001	Retirement - Instructional Aides	\$0.00	\$152.49	\$152.49	0.00
01 2220 232 000 0000 002	Retirement - Instructional Aides	\$0.00	\$142.03	\$142.03	0.00
01 2220 237 000 0000 000	Inc Retirement - Library/Media	\$0.00	\$150.56	\$150.56	0.00
01 2220 237 000 0000 001	LIBRARY RETIREMENT-S	\$978.00	\$52.37	\$52.37	5.35
01 2220 237 000 0000 002	LIBRARY RETIREMENT-E	\$1,727.00	\$48.77	\$48.77	2.82
01 2220 580 000 0000 001	Travel Trans, Meals, Hotel Library	\$150.00	\$0.00	\$0.00	0.00
01 2220 580 000 0000 002	Travel Trans, Meals, Hotel Library	\$150.00	\$0.00	\$0.00	0.00
01 2220 610 000 0000 000	Supplies Library	\$0.00	\$0.00	\$0.00	0.00
01 2220 610 000 0000 001	Supplies Library	\$1,500.00	\$35.97	\$35.97	2.40
01 2220 610 000 0000 002	Supplies Library	\$1,250.00	\$31.47	\$31.47	19.87
01 2220 640 000 0000 000	Books & Periodicals Library/Media	\$0.00	\$0.00	\$0.00	0.00
01 2220 640 000 0000 001	Books & Periodicals Library/Media	\$6,400.00	\$306.96	\$306.96	4.80
01 2220 640 000 0000 002	Books & Periodicals Library/Media	\$4,750.00	\$341.59	\$341.59	20.25
01 2220 641 000 0000 001	E-Books	\$0.00	\$0.00	\$0.00	0.00

Account Number	Account Description	Revised Budget	Expended During Month	Expenditures to Date	% of Budget
01 2220 641 000 0000 002	E-Books	\$0.00	\$0.00	\$0.00	0.00
01 2220 643 000 0000 001	LIBRARY SOFTWARE-SEC.	\$600.00	\$0.00	\$0.00	0.00
01 2220 643 000 0000 002	LIBRARY SOFTWARE-ELEM	\$600.00	\$0.00	\$0.00	0.00
01 2220 650 000 0000 001	LIBRARY HARDWARE-SEC.	\$0.00	\$0.00	\$0.00	0.00
<b>2220</b>	<b>Library/Media Services</b>	<b>\$195,941.00</b>	<b>\$15,198.57</b>	<b>\$15,198.57</b>	<b>8.18</b>
01 2223 114 000 0000 000	TECH. COORD. SP-E	\$0.00	\$0.00	\$0.00	0.00
01 2223 211 000 0000 001	TECH. COORD. INS.-S	\$0.00	\$0.00	\$0.00	0.00
01 2223 211 000 0000 002	TECH. COORD. INS.-E	\$0.00	\$0.00	\$0.00	0.00
01 2223 214 000 0000 000	Group Insurance - Technical Staff	\$0.00	\$0.00	\$0.00	0.00
01 2223 221 000 0000 001	TECH. COORD. SOC.SEC.-S	\$0.00	\$0.00	\$0.00	0.00
01 2223 221 000 0000 002	TECH. COORD. SOC.SEC.-E	\$0.00	\$0.00	\$0.00	0.00
01 2223 224 000 0000 000	Social Security - Technical Staff	\$0.00	\$0.00	\$0.00	0.00
01 2223 231 000 0000 001	TECH. COORD. RET.-S	\$0.00	\$0.00	\$0.00	0.00
01 2223 231 000 0000 002	TECH. COORD. RET.-E	\$0.00	\$0.00	\$0.00	0.00
01 2223 234 000 0000 000	Retirement - Technical Staff	\$0.00	\$0.00	\$0.00	0.00
01 2223 237 000 0000 000	Increased Retirement	\$0.00	\$0.00	\$0.00	0.00
01 2223 237 000 0000 001	TECH. COORD. RET.-S	\$0.00	\$0.00	\$0.00	0.00
01 2223 237 000 0000 002	TECH. COORD. RET.-E	\$0.00	\$0.00	\$0.00	0.00
01 2223 281 000 0000 001	TECH COORD - HSA Deduction	\$0.00	\$0.00	\$0.00	0.00
01 2223 281 000 0000 002	TECH COORD - HSA Deduction	\$0.00	\$0.00	\$0.00	0.00
01 2223 284 000 0000 000	Health Benefits (HSA) Technical Staff	\$0.00	\$0.00	\$0.00	0.00
01 2223 580 000 0000 000	Travel Trans, Meals, Hotel Audio-Visual	\$0.00	\$0.00	\$0.00	0.00
01 2223 580 000 0000 001	Travel Trans, Meals, Hotel Audio-Visual	\$0.00	\$0.00	\$0.00	0.00
01 2223 580 000 0000 002	Travel Trans, Meals, Hotel Audio-Visual	\$0.00	\$0.00	\$0.00	0.00
<b>2223</b>	<b>Audio-Visual Services</b>	<b>\$0.00</b>	<b>\$0.00</b>	<b>\$0.00</b>	<b>0.00</b>
01 2224 382 000 0000 001	Dist Ed & Telecommunications-Dist Learn	\$7,000.00	\$0.00	\$0.00	0.00
01 2224 382 000 0000 002	Dist Ed & Telecommunications-Dist Learn	\$2,000.00	\$0.00	\$0.00	0.00
<b>2224</b>	<b>Educational Television Services</b>	<b>\$9,000.00</b>	<b>\$0.00</b>	<b>\$0.00</b>	<b>0.00</b>
01 2230 111 000 0000 000	Instruction Related Technology Salaries	\$0.00	\$2,236.00	\$2,236.00	0.00
01 2230 114 000 0000 000	Instruction Related Technology Salaries	\$59,000.00	\$4,916.67	\$4,916.67	8.33
01 2230 211 000 0000 000	Group Ins - Instruction Technology	\$0.00	\$526.00	\$526.00	0.00
01 2230 214 000 0000 000	Group Ins Technical Staff	\$20,220.00	\$1,475.00	\$1,475.00	7.29
01 2230 221 000 0000 000	Soc Sec - Instruction Technology	\$0.00	\$165.77	\$165.77	0.00
01 2230 224 000 0000 000	Social Security - Tech Staff	\$0.00	\$353.00	\$353.00	0.00
01 2230 231 000 0000 000	Retirement - Instruction Technology	\$4,338.00	\$164.41	\$164.41	3.79
01 2230 234 000 0000 000	Retirement - Instruction Technology	\$0.00	\$361.52	\$361.52	0.00

Account Number	Account Description	Revised Budget	Expended During Month	Expenditures to Date	% of Budget
01 2230 237 000 0000 000	Inc Retirement - Instruction Technology	\$0.00	\$180.60	\$180.60	0.00
01 2230 281 000 0000 000	HSA - Instruction Technology	\$0.00	\$74.85	\$74.85	0.00
01 2230 284 000 0000 000	HSA - Instruction Technology	\$0.00	\$210.09	\$210.09	0.00
01 2230 382 000 0000 000	Dist Ed/Telecommunications Inst Related	\$0.00	\$188.72	\$188.72	0.00
01 2230 580 000 0000 000	TravelTrans, Meals, Hotel Instr Tech	\$0.00	\$0.00	\$0.00	0.00
01 2230 643 000 0000 000	Web/Cloud Based Software-Inst Tech	\$0.00	\$0.00	\$0.00	0.00
01 2230 650 000 0000 000	Supplies - Technology Related	\$0.00	\$0.00	\$0.00	0.00
01 2230 650 000 0000 001	Supplies - Technology Related	\$0.00	\$0.00	\$0.00	0.00
01 2230 650 000 0000 002	Supplies - Technology Related	\$0.00	\$0.00	\$0.00	0.00
<b>2230</b>	<b>Instruction-Related Technology</b>	<b>\$83,558.00</b>	<b>\$10,852.63</b>	<b>\$10,852.63</b>	<b>13.02</b>
01 2310 310 000 0000 000	Official/Administrative Services	\$1,000.00	\$0.00	\$0.00	0.00
01 2310 310 000 0000 001	Official/Administrative Services	\$0.00	\$0.00	\$0.00	0.00
01 2310 310 000 0000 002	Official/Administrative Services	\$0.00	\$0.00	\$0.00	0.00
01 2310 315 000 0000 000	Accounting/Auditing Services	\$13,850.00	\$0.00	\$0.00	0.00
01 2310 315 000 0000 001	Accounting/Auditing Services	\$0.00	\$0.00	\$0.00	0.00
01 2310 315 000 0000 002	Accounting/Auditing Services	\$0.00	\$0.00	\$0.00	0.00
01 2310 317 000 0000 000	Contracted Legal Services	\$0.00	\$0.00	\$0.00	0.00
01 2310 350 000 0000 001	Technical Services - Board of Education	\$0.00	\$0.00	\$0.00	0.00
01 2310 350 000 0000 002	Technical Services - Board of Education	\$0.00	\$0.00	\$0.00	0.00
01 2310 352 000 0000 000	Other Professional Serv Board of Ed	\$2,100.00	\$0.00	\$0.00	0.00
01 2310 352 000 0000 001	Other Prof Services - Board of Education	\$0.00	\$0.00	\$0.00	0.00
01 2310 352 000 0000 002	Other Prof Services - Board of Education	\$0.00	\$0.00	\$0.00	0.00
01 2310 521 000 0000 000	Fidelity Bond - Board of Education	\$130.00	\$0.00	\$0.00	0.00
01 2310 521 000 0000 001	Fidelity Bond - Board of Education	\$0.00	\$0.00	\$0.00	0.00
01 2310 521 000 0000 002	Fidelity Bond - Board of Education	\$0.00	\$0.00	\$0.00	0.00
01 2310 540 000 0000 000	Advertising Board of Education	\$8,000.00	\$791.15	\$791.15	9.89
01 2310 540 000 0000 001	Advertising - Board of Education	\$0.00	\$0.00	\$0.00	0.00
01 2310 540 000 0000 002	Advertising - Board of Education	\$0.00	\$0.00	\$0.00	0.00
01 2310 540 000 1190 002	Advertising - Board of Education PK	\$0.00	\$0.00	\$0.00	0.00
01 2310 580 000 0000 000	Travel Trans, Meals, Hotel Board of Ed	\$2,000.00	\$0.00	\$0.00	0.00
01 2310 580 000 0000 001	Travel Trans, Meals, Hotel Board of Ed	\$0.00	\$0.00	\$0.00	0.00
01 2310 580 000 0000 002	Travel Trans, Meals, Hotel Board of Ed	\$0.00	\$0.00	\$0.00	0.00
01 2310 610 000 0000 000	Supplies Board of Education	\$2,000.00	(\$35.00)	(\$35.00)	(1.75)
01 2310 610 000 0000 002	BOARD SUPPLIES-ELEM.	\$0.00	\$0.00	\$0.00	0.00
01 2310 643 000 0000 000	Web/Cloud Based Software Board of Ed	\$3,100.00	\$0.00	\$0.00	0.00
01 2310 643 000 0000 001	BOARD COMPUTER SOFTWARE-S	\$0.00	\$0.00	\$0.00	0.00

Account Number	Account Description	Revised Budget	Expended During Month	Expenditures to Date	% of Budget
01 2310 643 000 0000 002	BOARD COMPUTER SOFTWARE-E	\$0.00	\$0.00	\$0.00	0.00
01 2310 650 000 0000 000	SuppliesTechnology Related Board of Ed	\$900.00	\$0.00	\$0.00	0.00
01 2310 810 000 0000 000	Dues and Fees Board of Education	\$5,500.00	\$0.00	\$0.00	0.00
01 2310 810 000 0000 001	BOARD DUES-SEC.	\$0.00	\$0.00	\$0.00	0.00
01 2310 810 000 0000 002	BOARD DUES-ELEM.	\$0.00	\$0.00	\$0.00	0.00
01 2310 890 000 0000 000	Misc Exp Board of Education	\$100.00	\$0.00	\$0.00	0.00
01 2310 890 000 0000 001	BOARD OTHER-SEC.	\$0.00	\$0.00	\$0.00	0.00
01 2310 890 000 0000 002	BOARD OTHER-ELEM.	\$0.00	\$0.00	\$0.00	0.00
<b>2310</b>	<b>Board of Education</b>	<b>\$38,680.00</b>	<b>\$756.15</b>	<b>\$756.15</b>	<b>1.95</b>
01 2320 105 000 0000 000	SUPERINTENDENT SALARY - ELEM	\$142,000.00	\$11,833.33	\$11,833.33	8.33
01 2320 110 000 0000 000	ADMIN. CLERICAL-E	\$71,902.00	\$332.43	\$332.43	0.46
01 2320 130 000 0000 000	Executive Admin - OT	\$0.00	\$0.00	\$0.00	0.00
01 2320 210 000 0000 000	Group Insurance - Non Instructional	\$41,212.00	\$0.00	\$0.00	0.00
01 2320 211 000 0000 001	ADMIN. HEALTH INS.-S	\$0.00	\$0.00	\$0.00	0.00
01 2320 211 000 0000 002	ADMIN. HEALTH INS.-E	\$0.00	\$0.00	\$0.00	0.00
01 2320 215 000 0000 000	Group Insurance - Superintendent	\$0.00	\$1,402.68	\$1,402.68	0.00
01 2320 220 000 0000 000	Social Security - Non-Instructional	\$16,362.00	\$25.44	\$25.44	0.16
01 2320 221 000 0000 001	ADMIN. SOC. SEC.-S	\$0.00	\$0.00	\$0.00	0.00
01 2320 221 000 0000 002	ADMIN. SOC. SEC.-E	\$0.00	\$0.00	\$0.00	0.00
01 2320 225 000 0000 000	Social Security - Superintendent	\$4,512.00	\$880.00	\$880.00	19.50
01 2320 230 000 0000 000	Retirement - Non-Instructional	\$15,726.00	\$24.44	\$24.44	0.16
01 2320 231 000 0000 001	ADMIN. RETIREMENT-S	\$0.00	\$0.00	\$0.00	0.00
01 2320 231 000 0000 002	ADMIN. RETIREMENT-E	\$0.00	\$0.00	\$0.00	0.00
01 2320 235 000 0000 000	Retirement Superintendent	\$0.00	\$870.08	\$870.08	0.00
01 2320 237 000 0000 000	Increased Retirement	\$6,888.00	\$307.18	\$307.18	4.46
01 2320 237 000 0000 001	ADMIN. RETIREMENT-S	\$0.00	\$0.00	\$0.00	0.00
01 2320 237 000 0000 002	ADMIN. RETIREMENT-E	\$0.00	\$0.00	\$0.00	0.00
01 2320 280 000 0000 000	Health Benefits (HSA) Non-Instructional	\$0.00	\$0.00	\$0.00	0.00
01 2320 281 000 0000 001	ADMIN - HSA Deduction	\$0.00	\$0.00	\$0.00	0.00
01 2320 281 000 0000 002	ADMIN - HSA Deduction	\$0.00	\$0.00	\$0.00	0.00
01 2320 285 000 0000 000	Health Benefits (HSA) Superintendent	\$7,000.00	\$199.59	\$199.59	2.85
01 2320 330 000 0000 000	Employee Trng Executive Admin	\$0.00	\$25.00	\$25.00	0.00
01 2320 580 000 0000 000	Travel Trans, Meals, Hotel Executive Adm	\$2,300.00	\$0.00	\$0.00	0.00
01 2320 580 000 0000 001	Travel Trans, Meals, Hotel Executive Adm	\$0.00	\$0.00	\$0.00	0.00
01 2320 580 000 0000 002	Travel Trans, Meals, Hotel Executive Adm	\$0.00	\$0.00	\$0.00	0.00
01 2320 610 000 0000 000	Supplies Executive Administration	\$850.00	\$143.83	\$143.83	16.92

Account Number	Account Description	Revised Budget	Expended During Month	Expenditures to Date	% of Budget
01 2320 610 000 0000 001	ADMIN. SUPPLIES-SEC.	\$0.00	\$0.00	\$0.00	0.00
01 2320 610 000 0000 002	ADMIN. SUPPLIES-ELEM.	\$0.00	\$0.00	\$0.00	0.00
01 2320 643 000 0000 000	Web/Cloud Based Software Exec Admin	\$200.00	\$0.00	\$0.00	0.00
01 2320 643 000 0000 001	ADMIN COMP SOFTWARE-S	\$0.00	\$0.00	\$0.00	0.00
01 2320 643 000 0000 002	ADMIN COMP SOFTWARE-E	\$0.00	\$0.00	\$0.00	0.00
01 2320 650 000 0000 000	Supplies - Technology Related Exec Admin	\$5,600.00	\$0.00	\$0.00	0.00
01 2320 650 000 0000 001	ADMIN COMP HARDWARE-S	\$0.00	\$0.00	\$0.00	0.00
01 2320 650 000 0000 002	ADMIN COMP HARDWARE-E	\$0.00	\$0.00	\$0.00	0.00
01 2320 810 000 0000 000	Dues and Fees	\$1,200.00	\$60.00	\$60.00	5.00
01 2320 810 000 0000 001	ADMIN. DUES-SEC.	\$0.00	\$0.00	\$0.00	0.00
01 2320 810 000 0000 002	ADMIN. DUES-ELEM.	\$0.00	\$0.00	\$0.00	0.00
01 2320 890 000 0000 000	Misc Exp Executive Admin	\$100.00	\$0.00	\$0.00	0.00
01 2320 890 000 0000 001	ADMIN. OTHER-SEC.	\$0.00	\$0.00	\$0.00	0.00
01 2320 890 000 0000 002	ADMIN. OTHER-ELEM.	\$0.00	\$0.00	\$0.00	0.00
<b>2320</b>	<b>Executive Administration</b>	<b>\$315,852.00</b>	<b>\$16,104.00</b>	<b>\$16,104.00</b>	<b>5.12</b>
01 2330 317 000 0000 000	Contracted Legal Services	\$10,000.00	\$320.50	\$320.50	3.21
<b>2330</b>	<b>District Legal Services</b>	<b>\$10,000.00</b>	<b>\$320.50</b>	<b>\$320.50</b>	<b>3.21</b>
01 2410 110 000 0000 001	PRINCIPAL CLERICAL SAL.-S	\$24,521.00	\$2,711.97	\$2,711.97	11.06
01 2410 110 000 0000 002	PRINCIPAL CLERICAL SAL.-E	\$26,461.00	\$2,761.45	\$2,761.45	10.44
01 2410 111 000 0000 001	PRINCIPAL SALARY-S	\$113,000.00	\$9,416.67	\$9,416.67	8.33
01 2410 111 000 0000 002	PRINCIPAL SALARY-E	\$139,875.00	\$11,656.25	\$11,656.25	8.33
01 2410 111 000 1190 002	Principal Salary	\$0.00	\$3,406.25	\$3,406.25	0.00
01 2410 122 000 0000 001	PRINCIPAL CLERICAL SUB SAL.-S	\$250.00	\$0.00	\$0.00	0.00
01 2410 122 000 0000 002	PRINCIPAL CLERICAL SUB SAL-E	\$250.00	\$0.00	\$0.00	0.00
01 2410 130 000 0000 001	Office of the Principal - OT	\$0.00	\$531.35	\$531.35	0.00
01 2410 130 000 0000 002	PRINCIPAL CLERICAL SAL.-E	\$0.00	\$171.20	\$171.20	0.00
01 2410 159 000 0000 002	PRINCIPAL STIPEND-E	\$0.00	\$0.00	\$0.00	0.00
01 2410 210 000 0000 001	Group Insurance - Non Instructional	\$27,359.00	\$708.50	\$708.50	2.59
01 2410 210 000 0000 002	Group Insurance - Non Instructional	\$36,973.00	\$634.00	\$634.00	1.71
01 2410 211 000 0000 001	PRINCIPAL HEALTH INS.-S	\$0.00	\$1,602.27	\$1,602.27	0.00
01 2410 211 000 0000 002	PRINCIPAL HEALTH INS.-E	\$0.00	\$2,403.41	\$2,403.41	0.00
01 2410 211 000 1190 002	Group Ins - Office of Princ - PreSchool	\$0.00	\$801.13	\$801.13	0.00
01 2410 220 000 0000 001	Social Security - Non-Instructional	\$10,520.00	\$248.10	\$248.10	2.36
01 2410 220 000 0000 002	Social Security - Non-Instructional	\$12,724.00	\$215.36	\$215.36	1.69
01 2410 221 000 0000 001	PRINCIPAL SOC. SEC.-S	\$0.00	\$691.91	\$691.91	0.00
01 2410 221 000 0000 002	PRINCIPAL SOC. SEC.-E	\$0.00	\$870.35	\$870.35	0.00

Account Number	Account Description	Revised Budget	Expended During Month	Expenditures to Date	% of Budget
01 2410 221 000 1190 002	Social Security - Principal - Preschool	\$0.00	\$252.46	\$252.46	0.00
01 2410 230 000 0000 001	Retirement - Non-Instructional	\$10,111.00	\$238.47	\$238.47	2.36
01 2410 230 000 0000 002	Retirement - Non-Instructional	\$12,230.00	\$215.62	\$215.62	1.76
01 2410 231 000 0000 001	PRINCIPAL RETIREMENT-S	\$0.00	\$692.39	\$692.39	0.00
01 2410 231 000 0000 002	PRINCIPAL RETIREMENT-E	\$0.00	\$857.07	\$857.07	0.00
01 2410 231 000 1190 002	Retirement - Office of Princ - PreSchool	\$0.00	\$250.45	\$250.45	0.00
01 2410 237 000 0000 001	PRINCIPAL RETIREMENT-S	\$3,472.00	\$319.67	\$319.67	9.21
01 2410 237 000 0000 002	PRINCIPAL RETIREMENT-E	\$4,199.00	\$368.36	\$368.36	8.77
01 2410 237 000 1190 002	Inc Ret - Office of Princ - PreSchool	\$0.00	\$86.01	\$86.01	0.00
01 2410 280 000 0000 002	Health Benefits (HSA) Non-Instructional	\$0.00	\$74.50	\$74.50	0.00
01 2410 281 000 0000 002	PRINCIPAL - HSA Deduction	\$1,000.00	\$0.00	\$0.00	0.00
01 2410 580 000 0000 001	Travel Trans, Meals, Hotel Principal	\$1,250.00	\$0.00	\$0.00	0.00
01 2410 580 000 0000 002	Travel Trans, Meals, Hotel Principal	\$1,250.00	\$0.00	\$0.00	0.00
01 2410 610 000 0000 000	General Supplies Office of Principal	\$0.00	\$0.00	\$0.00	0.00
01 2410 610 000 0000 001	Supplies Office of Principal	\$300.00	(\$518.24)	(\$518.24)	(172.75)
01 2410 610 000 0000 002	PRINCIPAL SUPPLIES-ELEM.	\$100.00	\$0.00	\$0.00	0.00
01 2410 650 000 0000 001	PRINCIPAL COMP HARDWARE-S	\$500.00	\$0.00	\$0.00	0.00
01 2410 650 000 0000 002	PRINCIPAL COMP HARDWARE-E	\$500.00	\$0.00	\$0.00	0.00
01 2410 810 000 0000 001	PRINCIPAL DUES-SEC.	\$1,000.00	\$0.00	\$0.00	0.00
01 2410 810 000 0000 002	PRINCIPAL DUES-ELEM.	\$750.00	\$20.00	\$20.00	2.67
<b>2410</b>	<b>Office of the Principal</b>	<b>\$428,595.00</b>	<b>\$41,686.93</b>	<b>\$41,686.93</b>	<b>9.73</b>
01 2490 111 000 0000 000	School Admin - Other	\$0.00	\$7,475.00	\$7,475.00	0.00
01 2490 211 000 0000 000	Group Ins - Activity/Athletic Director	\$0.00	\$52.18	\$52.18	0.00
01 2490 221 000 0000 000	Soc Sec - Activity/Athletic Director	\$0.00	\$566.20	\$566.20	0.00
01 2490 231 000 0000 000	Ret - Activity/Athletic Director	\$0.00	\$549.63	\$549.63	0.00
01 2490 237 000 0000 000	Inc Ret - Activity/Athletic Director	\$0.00	\$188.74	\$188.74	0.00
01 2490 810 000 0000 000	Dues and Fees Activity/Athletic Director	\$0.00	\$210.00	\$210.00	0.00
<b>2490</b>	<b>Activity/Athletic Director</b>	<b>\$0.00</b>	<b>\$9,041.75</b>	<b>\$9,041.75</b>	<b>0.00</b>
01 2510 110 000 0000 000	BOARD SECRETARY SALARY-S	\$40,960.00	\$8,188.37	\$8,188.37	19.99
01 2510 130 000 0000 000	BOARD SECRETARY SALARY-S	\$0.00	\$1,460.73	\$1,460.73	0.00
01 2510 210 000 0000 000	Group Insurance - Non Instructional	\$7,392.00	\$1,953.81	\$1,953.81	26.43
01 2510 211 000 0000 001	BOARD SEC. HEALTH INS.-S	\$0.00	\$0.00	\$0.00	0.00
01 2510 211 000 0000 002	BOARD SEC. HEALTH INS.-E	\$0.00	\$0.00	\$0.00	0.00
01 2510 220 000 0000 000	Social Security - Non-Instructional	\$3,132.00	\$676.34	\$676.34	21.59
01 2510 221 000 0000 001	BOARD SEC. SOC. SEC.-S	\$0.00	\$0.00	\$0.00	0.00
01 2510 221 000 0000 002	BOARD SEC. SOC. SEC.-E	\$0.00	\$0.00	\$0.00	0.00

Account Number	Account Description	Revised Budget	Expended During Month	Expenditures to Date	% of Budget
01 2510 222 000 0000 001	Social Security	\$0.00	\$0.00	\$0.00	0.00
01 2510 222 000 0000 002	Social Security	\$0.00	\$0.00	\$0.00	0.00
01 2510 230 000 0000 000	Retirement - Non-Instructional	\$3,010.00	\$709.47	\$709.47	23.57
01 2510 231 000 0000 001	BOARD SECRETARY RET.-S	\$0.00	\$0.00	\$0.00	0.00
01 2510 231 000 0000 002	BOARD SECRETARY RET.-E	\$0.00	\$0.00	\$0.00	0.00
01 2510 232 000 0000 001	Retirement	\$0.00	\$0.00	\$0.00	0.00
01 2510 232 000 0000 002	Retirement	\$0.00	\$0.00	\$0.00	0.00
01 2510 237 000 0000 000	Increased Retirement	\$1,034.00	\$243.65	\$243.65	23.56
01 2510 237 000 0000 001	BOARD SECRETARY RET.-S	\$0.00	\$0.00	\$0.00	0.00
01 2510 237 000 0000 002	BOARD SECRETARY RET.-E	\$0.00	\$0.00	\$0.00	0.00
01 2510 280 000 0000 000	Health Benefits (HSA) Non-Instructional	\$0.00	\$221.56	\$221.56	0.00
01 2510 281 000 0000 001	BRD SEC - HSA Deduction	\$500.00	\$0.00	\$0.00	0.00
01 2510 281 000 0000 002	BRD SEC - HSA Deduction	\$500.00	\$0.00	\$0.00	0.00
01 2510 350 000 0000 000	Technical Services - Oper of Business	\$0.00	\$47.00	\$47.00	0.00
01 2510 350 000 0000 001	Technical Services - Oper of Business	\$2,250.00	\$37.00	\$37.00	1.64
01 2510 350 000 0000 002	Technical Services - Oper of Business	\$2,250.00	\$26.00	\$26.00	1.16
01 2510 350 000 1190 002	Technical Services PreSchool	\$0.00	\$16.00	\$16.00	0.00
01 2510 350 000 1744 002	Technical Services	\$0.00	\$0.00	\$0.00	0.00
01 2510 352 000 0000 002	Other Prof Services - Oper of Business	\$0.00	\$0.00	\$0.00	0.00
01 2510 382 000 0000 000	Dist Ed & Telecommunications	\$0.00	\$199.76	\$199.76	0.00
01 2510 382 000 0000 001	Dist Ed & Telecommunications	\$8,000.00	\$600.19	\$600.19	7.50
01 2510 382 000 0000 002	Dist Ed & Telecommunications	\$5,500.00	\$221.95	\$221.95	4.04
01 2510 520 000 0000 000	Insurance	\$0.00	\$0.00	\$0.00	0.00
01 2510 531 000 0000 000	Postage	\$0.00	\$172.34	\$172.34	0.00
01 2510 531 000 0000 001	Postage - Oper of Business	\$6,000.00	\$330.64	\$330.64	5.51
01 2510 531 000 0000 002	Postage - Oper of Business	\$3,500.00	\$20.42	\$20.42	0.58
01 2510 610 000 0000 000	General Supplies Fiscal Services	\$0.00	\$0.00	\$0.00	0.00
01 2510 610 000 0000 001	GENERAL ADMIN-SUPPLIES-S	\$1,000.00	\$0.00	\$0.00	0.00
01 2510 610 000 0000 002	GENERAL ADMIN- SUPPLIES-E	\$1,000.00	\$0.00	\$0.00	0.00
01 2510 640 000 0000 001	GENERAL ADMIN-PERIODICALS S	\$0.00	\$0.00	\$0.00	0.00
01 2510 640 000 0000 002	GENERAL ADMIN-PERIODICALS E	\$0.00	\$0.00	\$0.00	0.00
01 2510 643 000 0000 000	Web/Cloud Based Software	\$0.00	\$0.00	\$0.00	0.00
01 2510 643 000 0000 001	GEN ADMIN-SOFTWARE S	\$1,000.00	\$0.00	\$0.00	0.00
01 2510 643 000 0000 002	GEN ADMIN-SOFTWARE E	\$1,000.00	\$0.00	\$0.00	0.00
01 2510 650 000 0000 001	GEN ADMIN COMP HARDWARE-S	\$2,250.00	\$0.00	\$0.00	0.00
01 2510 650 000 0000 002	GEN ADMIN COMP HARDWARE-E	\$2,250.00	\$0.00	\$0.00	0.00

Account Number	Account Description	Revised Budget	Expended During Month	Expenditures to Date	% of Budget
01 2510 810 000 0000 001	MEMBERSHIP DUES-S	\$15,000.00	\$0.00	\$0.00	0.00
01 2510 810 000 0000 002	MEMBERSHIP DUES-E	\$15,000.00	\$0.00	\$0.00	0.00
01 2510 890 000 0000 001	BUSINESS-MISC.	\$0.00	\$0.00	\$0.00	0.00
<b>2510</b>	<b>Fiscal Services</b>	<b>\$122,528.00</b>	<b>\$15,125.23</b>	<b>\$15,125.23</b>	<b>12.34</b>
01 2515 352 000 0000 001	Other Professional Services	\$0.00	\$0.00	\$0.00	0.00
01 2515 520 000 0000 001	Insurance	\$0.00	\$0.00	\$0.00	0.00
01 2515 720 000 0000 001	Buildings-Acquiring Buildings & Const	\$0.00	\$0.00	\$0.00	0.00
<b>2515</b>	<b>Building &amp; Sites</b>	<b>\$0.00</b>	<b>\$0.00</b>	<b>\$0.00</b>	<b>0.00</b>
01 2590 110 000 0000 000	BOARD SECRETARY SALARY-S	\$0.00	\$1,248.93	\$1,248.93	0.00
01 2590 130 000 0000 000	BOARD SECRETARY SALARY-S	\$0.00	\$191.55	\$191.55	0.00
01 2590 210 000 0000 000	Group Ins - Central Services	\$0.00	\$40.42	\$40.42	0.00
01 2590 220 000 0000 000	Soc Sec - Central Services	\$0.00	\$110.20	\$110.20	0.00
01 2590 230 000 0000 000	Retirement - Central Services	\$0.00	\$105.91	\$105.91	0.00
01 2590 237 000 0000 000	Inc Retirement - Central Services	\$0.00	\$36.37	\$36.37	0.00
<b>2590</b>	<b>Central Services - Other</b>	<b>\$0.00</b>	<b>\$1,733.38</b>	<b>\$1,733.38</b>	<b>0.00</b>
01 2610 110 000 0000 000	CUSTODIAL SALARIES-S	\$43,510.00	\$355.33	\$355.33	0.82
01 2610 110 000 0000 001	CUSTODIAL SALARIES-S	\$116,805.00	\$9,287.35	\$9,287.35	7.95
01 2610 110 000 0000 002	CUSTODIAL SALARIES-E	\$138,929.00	\$8,813.32	\$8,813.32	6.34
01 2610 111 000 0000 001	CUSTODIAL COORD. SAL.-S	\$0.00	\$0.00	\$0.00	0.00
01 2610 111 000 0000 002	CUSTODIAL COORD. SAL.-E	\$0.00	\$0.00	\$0.00	0.00
01 2610 120 000 0000 002	CUSTODIAL SALARIES SUB-E	\$0.00	\$73.62	\$73.62	0.00
01 2610 122 000 0000 001	CUSTODIAL SALARIES SUB-S	\$2,500.00	\$0.00	\$0.00	0.00
01 2610 122 000 0000 002	CUSTODIAL SALARIES SUB-E	\$1,000.00	\$22.77	\$22.77	2.28
01 2610 123 000 0000 001	CUSTODIAL SUB-S	\$0.00	\$0.00	\$0.00	0.00
01 2610 123 000 0000 002	CUSTODIAL SUB-E	\$0.00	\$0.00	\$0.00	0.00
01 2610 130 000 0000 000	Custodial Services - OT	\$0.00	\$0.00	\$0.00	0.00
01 2610 130 000 0000 001	Custodial Services - OT	\$0.00	\$457.74	\$457.74	0.00
01 2610 130 000 0000 002	Custodial Services - OT	\$0.00	\$591.83	\$591.83	0.00
01 2610 159 000 0000 001	CUSTODIAL COORD. STIPEND-S	\$0.00	\$0.00	\$0.00	0.00
01 2610 159 000 0000 002	CUSTODIAL COORD. STIPEND-E	\$0.00	\$0.00	\$0.00	0.00
01 2610 210 000 0000 000	Group Ins - Operation of Bldgs	\$0.00	\$112.61	\$112.61	0.00
01 2610 210 000 0000 001	Group Insurance - Non Instructional	\$24,771.00	\$2,073.78	\$2,073.78	8.37
01 2610 210 000 0000 002	Group Insurance - Non Instructional	\$38,777.00	\$3,064.36	\$3,064.36	7.90
01 2610 211 000 0000 001	CUSTODIAL HEALTH INS.-S	\$0.00	\$0.00	\$0.00	0.00
01 2610 211 000 0000 002	CUSTODIAL HEALTH INS.-E	\$0.00	\$0.00	\$0.00	0.00
01 2610 220 000 0000 000	Soc Sec - Operation of Bldgs	\$0.00	\$26.74	\$26.74	0.00

Account Number	Account Description	Revised Budget	Expended During Month	Expenditures to Date	% of Budget
01 2610 220 000 0000 001	Social Security - Non-Instructional	\$10,277.00	\$746.99	\$746.99	7.27
01 2610 220 000 0000 002	Social Security - Non-Instructional	\$12,292.00	\$740.34	\$740.34	6.02
01 2610 221 000 0000 001	CUSTODIAL SOC. SEC.-S	\$0.00	\$0.00	\$0.00	0.00
01 2610 221 000 0000 002	CUSTODIAL SOC. SEC.-E	\$0.00	\$0.00	\$0.00	0.00
01 2610 222 000 0000 002	Soc Sec - Operation of Bldgs	\$0.00	\$1.74	\$1.74	0.00
01 2610 230 000 0000 000	Ret - Operation of Bldgs	\$0.00	\$26.13	\$26.13	0.00
01 2610 230 000 0000 001	Retirement - Non-Instructional	\$9,438.00	\$704.84	\$704.84	7.47
01 2610 230 000 0000 002	Retirement - Non-Instructional	\$11,439.00	\$646.30	\$646.30	5.65
01 2610 231 000 0000 001	CUSTODIAL RETIREMENT-S	\$0.00	\$0.00	\$0.00	0.00
01 2610 231 000 0000 002	CUSTODIAL RETIREMENT-E	\$0.00	\$0.00	\$0.00	0.00
01 2610 237 000 0000 000	Inc Ret - Operation of Bldgs	\$0.00	\$8.97	\$8.97	0.00
01 2610 237 000 0000 001	CUSTODIAL RETIREMENT-S	\$3,242.00	\$242.05	\$242.05	7.47
01 2610 237 000 0000 002	CUSTODIAL RETIREMENT-E	\$3,928.00	\$221.95	\$221.95	5.65
01 2610 290 000 0000 000	CUSTODIAL SALARIES-S	\$0.00	\$0.00	\$0.00	0.00
01 2610 290 000 0000 001	CUSTODIAL OTHER BENEFITS-S	\$700.00	\$540.00	\$540.00	77.14
01 2610 290 000 0000 002	CUSTODIAL OTHER BENEFITS-E	\$800.00	\$720.00	\$720.00	90.00
01 2610 350 000 0000 001	Technical Services - Oper of Bldgs	\$50.00	\$0.00	\$0.00	0.00
01 2610 350 000 0000 002	Technical Services - Oper of Bldgs	\$50.00	\$0.00	\$0.00	0.00
01 2610 352 000 0000 001	Other Prof Services - Oper of Bldgs	\$22,000.00	\$85.00	\$85.00	0.39
01 2610 352 000 0000 002	Other Prof Services - Oper of Bldgs	\$22,000.00	\$0.00	\$0.00	0.00
01 2610 410 000 0000 001	Water & Sewage	\$20,300.00	\$0.00	\$0.00	0.00
01 2610 410 000 0000 002	Water & Sewage	\$14,300.00	\$0.00	\$0.00	0.00
01 2610 430 000 0000 002	Repairs & Maint Services Oper of Bldgs	\$0.00	\$75.00	\$75.00	0.00
01 2610 580 000 0000 001	Travel Trans, Meals, Hotel Custodial	\$0.00	\$0.00	\$0.00	0.00
01 2610 580 000 0000 002	Travel Trans, Meals, Hotel Custodial	\$0.00	\$0.00	\$0.00	0.00
01 2610 610 000 0000 001	Supplies Operation of Bldgs.	\$0.00	\$893.05	\$893.05	0.00
01 2610 610 000 0000 002	Supplies Operation of Bldgs	\$0.00	\$1,915.30	\$1,915.30	0.00
01 2610 620 000 0000 000	Energy	\$0.00	\$123.02	\$123.02	0.00
01 2610 620 000 0000 001	Energy	\$33,000.00	\$231.38	\$231.38	0.70
01 2610 620 000 0000 002	Energy	\$50,000.00	\$267.81	\$267.81	0.54
01 2610 622 000 0000 000	Electricity	\$0.00	\$673.68	\$673.68	0.00
01 2610 622 000 0000 001	Electricity	\$46,000.00	\$4,334.51	\$4,334.51	9.42
01 2610 622 000 0000 002	Electricity	\$44,000.00	\$5,719.58	\$5,719.58	13.00
<b>2610</b>	<b>Operation of Buildings</b>	<b>\$670,108.00</b>	<b>\$43,797.09</b>	<b>\$43,797.09</b>	<b>6.55</b>
01 2620 110 000 0000 000	Other Prof Services-Maint of Bldgs	\$0.00	\$2,236.01	\$2,236.01	0.00
01 2620 210 000 0000 000	Group Ins - Maintenance of Bldgs	\$0.00	\$19.57	\$19.57	0.00

**EXPENDITURE REPORT**

September 2018

Account Number	Account Description	Revised Budget	Expended During Month	Expenditures to Date	% of Budget
01 2620 220 000 0000 000	Social Security - Maint of Bldgs	\$0.00	\$166.46	\$166.46	0.00
01 2620 230 000 0000 000	Ret - Maintenance of Bldgs	\$0.00	\$164.41	\$164.41	0.00
01 2620 237 000 0000 000	Inc Ret - Maintenance of Bldgs	\$0.00	\$56.46	\$56.46	0.00
01 2620 290 000 0000 000	Other Prof Services-Maint of Bldgs	\$0.00	\$15.00	\$15.00	0.00
01 2620 350 000 0000 001	Technical Services - Maint of Bldgs	\$6,500.00	\$0.00	\$0.00	0.00
01 2620 350 000 0000 002	Technical Services - Maint of Bldgs	\$6,500.00	\$0.00	\$0.00	0.00
01 2620 352 000 0000 000	Other Prof Services-Maint of Bldgs	\$0.00	\$0.00	\$0.00	0.00
01 2620 352 000 0000 001	Prof Services Maint of Bldgs	\$45,000.00	\$4,187.25	\$4,187.25	9.31
01 2620 352 000 0000 002	Other Prof Services - Maint of Bldgs	\$40,000.00	\$2,465.00	\$2,465.00	6.16
01 2620 352 000 1190 002	Other Prof Services - Maint of Bldgs	\$0.00	\$0.00	\$0.00	0.00
01 2620 441 000 0000 001	Rentals of Land and Buildings	\$0.00	\$0.00	\$0.00	0.00
01 2620 441 000 0000 002	Rentals of Land and Buildings	\$0.00	\$0.00	\$0.00	0.00
01 2620 442 000 0000 000	Rentals of Equip & Vehicles Maint of Bld	\$200.00	\$0.00	\$0.00	0.00
01 2620 520 000 0000 000	Insurance - Maint of Bldgs	\$0.00	\$0.00	\$0.00	0.00
01 2620 520 000 0000 001	Insurance - Maint of Bldg	\$40,000.00	\$0.00	\$0.00	0.00
01 2620 520 000 0000 002	Insurance - Maint of Bldg	\$40,000.00	\$0.00	\$0.00	0.00
01 2620 580 000 0000 001	Travel Trans, Meals, Hotel Maint of Bldg	\$400.00	\$0.00	\$0.00	0.00
01 2620 580 000 0000 002	Travel Trans, Meals, Hotel Maint of Bldg	\$150.00	\$0.00	\$0.00	0.00
01 2620 610 000 0000 000	General Supplies-Maint of Bldgs	\$0.00	\$0.00	\$0.00	0.00
01 2620 610 000 0000 001	Supplies Maint of Bldgs	\$24,000.00	\$1,854.83	\$1,854.83	7.73
01 2620 610 000 0000 002	Supplies Maint of Bldgs	\$24,000.00	\$843.84	\$843.84	3.52
01 2620 643 000 0000 001	BLDG-COMPUTER SOFTWARE S	\$100.00	\$0.00	\$0.00	0.00
01 2620 643 000 0000 002	BLDG-COMPUTER SOFTWARE E	\$100.00	\$0.00	\$0.00	0.00
01 2620 650 000 0000 001	Supplies Technology Maint of Bldgs	\$100.00	\$0.00	\$0.00	0.00
01 2620 650 000 0000 002	PLANT MAINT COMP HARDWARE-E	\$100.00	\$0.00	\$0.00	0.00
01 2620 720 000 0000 001	CAPITAL OUTLAY - SEC	\$11,000.00	\$0.00	\$0.00	0.00
01 2620 733 000 0000 001	EQUIP/PLANT REPAIRS-SEC.	\$15,000.00	\$0.00	\$0.00	0.00
01 2620 733 000 0000 002	EQUIP/PLANT REPAIRS-ELEM	\$15,000.00	\$0.00	\$0.00	0.00
01 2620 810 000 0000 001	BUILDING - DUES AND FEES	\$880,000.00	\$0.00	\$0.00	0.00
01 2620 810 000 0000 002	BUILDING - DUES AND FEES	\$0.00	\$0.00	\$0.00	0.00
01 2620 831 000 0000 001	Redemption of Principal	\$0.00	\$0.00	\$0.00	0.00
01 2620 831 000 0000 002	BLDG-REDEMP OF PRINCIPAL - E	\$0.00	\$0.00	\$0.00	0.00
01 2620 835 000 0000 001	Interest on Short Term Debt	\$0.00	\$0.00	\$0.00	0.00
01 2620 835 000 0000 002	BLDG-DEBT SERVICE INTEREST-E	\$0.00	\$0.00	\$0.00	0.00
<b>2620</b>	<b>Maintenance of Buildings</b>	<b>\$1,148,150.00</b>	<b>\$12,008.83</b>	<b>\$12,008.83</b>	<b>1.05</b>
01 2630 420 000 0000 000	Cleaning Services - Upkeep of Grounds	\$0.00	\$6,828.57	\$6,828.57	0.00

Account Number	Account Description	Revised Budget	Expended During Month	Expenditures to Date	% of Budget
01 2630 420 000 0000 001	Cleaning Services - Upkeep of Grounds	\$0.00	\$0.00	\$0.00	0.00
01 2630 420 000 0000 002	Cleaning Services - Upkeep of Grounds	\$0.00	\$0.00	\$0.00	0.00
01 2630 610 000 0000 000	General Supplies - Upkeep of Grounds	\$0.00	\$1,525.86	\$1,525.86	0.00
01 2630 610 000 0000 001	General Supplies - Upkeep of Grounds	\$27,500.00	\$0.00	\$0.00	0.00
01 2630 610 000 0000 002	General Supplies - Upkeep of Grounds	\$25,000.00	\$0.00	\$0.00	0.00
<b>2630</b>	<b>Care &amp; Upkeep of Grounds</b>	<b>\$52,500.00</b>	<b>\$8,354.43</b>	<b>\$8,354.43</b>	<b>15.91</b>
01 2650 352 000 9012 001	Other Prof Services - Vehicle Maint	\$50.00	\$0.00	\$0.00	0.00
01 2650 352 000 9013 002	Other Prof Services - Vehicle Maint	\$50.00	\$0.00	\$0.00	0.00
01 2650 430 000 0000 001	Repairs & Maint - Vehicle Oper	\$250.00	\$0.00	\$0.00	0.00
01 2650 430 000 0000 002	Repairs & Maint - Vehicle Oper	\$200.00	\$0.00	\$0.00	0.00
01 2650 626 000 0000 001	VEHICLE GAS & OIL-SEC.	\$0.00	\$0.00	\$0.00	0.00
01 2650 626 000 9012 001	Gasoline Veh Oper #12 HS PU (Cust)	\$600.00	\$78.09	\$78.09	13.02
01 2650 626 000 9013 002	Gasoline Veh Oper #13 PU (Cust)	\$400.00	\$0.00	\$0.00	0.00
01 2650 890 000 0000 001	VEHICLE MAINTENANCE OTHER-S	\$0.00	\$0.00	\$0.00	0.00
01 2650 890 000 0000 002	VEHICLE MAINTENANCE OTHER-E	\$0.00	\$0.00	\$0.00	0.00
<b>2650</b>	<b>Vehicle Operation, Maint &amp; Purchasing</b>	<b>\$1,550.00</b>	<b>\$78.09</b>	<b>\$78.09</b>	<b>5.04</b>
01 2660 350 000 0000 001	Technical Services - Security	\$0.00	\$0.00	\$0.00	0.00
01 2660 350 000 0000 002	Technical Services - Security	\$0.00	\$0.00	\$0.00	0.00
01 2660 352 000 0000 001	Other Prof Services - Security	\$0.00	\$0.00	\$0.00	0.00
01 2660 352 000 0000 002	Other Prof Services - Security	\$0.00	\$0.00	\$0.00	0.00
01 2660 580 000 0000 001	Travel Trans, Meals, Hotel Security	\$100.00	\$0.00	\$0.00	0.00
01 2660 580 000 0000 002	Travel Trans, Meals, Hotel Security	\$100.00	\$0.00	\$0.00	0.00
01 2660 610 000 0000 001	SAFETY SUPPLIES - SEC	\$0.00	\$0.00	\$0.00	0.00
01 2660 610 000 0000 002	SAFETY SUPPLIES - ELEM	\$0.00	\$0.00	\$0.00	0.00
01 2660 643 000 0000 001	SAFETY-WEB/CLOUD BASED SOFTWARE S	\$0.00	\$0.00	\$0.00	0.00
01 2660 643 000 0000 002	SAFETY-WEB/CLOUD BASED SOFTWARE E	\$0.00	\$0.00	\$0.00	0.00
<b>2660</b>	<b>Security</b>	<b>\$200.00</b>	<b>\$0.00</b>	<b>\$0.00</b>	<b>0.00</b>
01 2670 352 000 0000 000	Other Professional Services Safety	\$10,000.00	\$0.00	\$0.00	0.00
01 2670 580 000 0000 000	Travel Trans, Meals, Hotel Safety	\$110.00	\$0.00	\$0.00	0.00
01 2670 610 000 0000 000	General Supplies - Safety	\$400.00	\$0.00	\$0.00	0.00
01 2670 610 000 0000 001	Supplies Safety	\$0.00	\$4.08	\$4.08	0.00
<b>2670</b>	<b>Safety</b>	<b>\$10,510.00</b>	<b>\$4.08</b>	<b>\$4.08</b>	<b>0.04</b>
01 2710 332 000 0000 001	Mileage Paid to Parents	\$51,000.00	\$2,822.59	\$2,822.59	5.53
01 2710 332 000 0000 002	Mileage Paid to Parents	\$53,000.00	\$2,792.61	\$2,792.61	5.27
01 2710 332 000 1190 002	Mileage Paid to Parents - PreSchool	\$500.00	\$0.00	\$0.00	0.00
01 2710 332 000 2751 001	Mileage Paid to Parents - Option	\$4,000.00	\$121.15	\$121.15	3.03

Account Number	Account Description	Revised Budget	Expended During Month	Expenditures to Date	% of Budget
01 2710 332 000 2751 002	Mileage Paid to Parents - Option	\$4,000.00	\$130.47	\$130.47	3.26
01 2710 510 000 0000 001	Student Transportation Services	\$89,000.00	\$11,711.20	\$11,711.20	13.16
01 2710 510 000 0000 002	Student Transportation Services	\$6,300.00	\$0.00	\$0.00	0.00
01 2710 520 000 0000 001	Insurance - Vehicle Oper Reg Ed	\$0.00	\$0.00	\$0.00	0.00
01 2710 580 000 0000 001	Travel Trans, Meals, Hotel Vehicle Oper	\$0.00	\$0.00	\$0.00	0.00
01 2710 580 000 0000 002	Travel Trans, Meals, Hotel Vehicle Oper	\$0.00	\$0.00	\$0.00	0.00
01 2710 732 000 0000 001	Vehicle Acquisition Reg Ed	\$0.00	\$0.00	\$0.00	0.00
<b>2710</b>	<b>Vehicle Operation Reg Education</b>	<b>\$207,800.00</b>	<b>\$17,578.02</b>	<b>\$17,578.02</b>	<b>8.46</b>
01 2712 110 000 9009 000	HANDICAP VAN DRIVER SAL.	\$15,000.00	\$0.00	\$0.00	0.00
01 2712 110 000 9018 000	HANDICAP VAN DRIVER SAL.	\$0.00	\$1,681.91	\$1,681.91	0.00
01 2712 122 000 9009 000	HANDICAP VAN DRIVER SUB SAL	\$1,500.00	\$0.00	\$0.00	0.00
01 2712 130 000 9018 000	HANDICAP VAN DRIVER SAL.	\$0.00	\$150.85	\$150.85	0.00
01 2712 210 000 9009 000	Group Insurance - Non Instructional	\$5,000.00	\$0.00	\$0.00	0.00
01 2712 210 000 9018 000	Group Ins - Van Driver SPED SA	\$0.00	\$503.48	\$503.48	0.00
01 2712 211 000 9009 000	HANDICAP VAN DR. INSUR.	\$0.00	\$0.00	\$0.00	0.00
01 2712 220 000 9009 000	Social Security - Non-Instructional	\$1,100.00	\$0.00	\$0.00	0.00
01 2712 220 000 9018 000	Soc Sec - Van Driver SPED SA	\$0.00	\$139.39	\$139.39	0.00
01 2712 221 000 9009 000	HANDICAP VAN DR. SOC.SEC.	\$0.00	\$0.00	\$0.00	0.00
01 2712 230 000 9009 000	Retirement - Non-Instructional	\$1,050.00	\$0.00	\$0.00	0.00
01 2712 230 000 9018 000	Ret - Van Driver SPED SA	\$0.00	\$134.76	\$134.76	0.00
01 2712 231 000 9009 000	HANDICAP VAN DR. RETIRE.	\$0.00	\$0.00	\$0.00	0.00
01 2712 237 000 9009 000	HANDICAP VAN DR. RETIRE	\$350.00	\$0.00	\$0.00	0.00
01 2712 237 000 9018 000	Inc Ret - Van Driver SPED SA	\$0.00	\$46.28	\$46.28	0.00
01 2712 290 000 9018 000	HANDICAP VAN DRIVER SAL.	\$0.00	\$15.00	\$15.00	0.00
01 2712 332 000 0000 001	Mileage Paid to Parents - SPED	\$6,500.00	\$483.96	\$483.96	7.45
01 2712 332 000 0000 002	Mileage Paid to Parents - SPED	\$1,700.00	\$0.00	\$0.00	0.00
01 2712 334 000 9011 000	SPED VAN-VEHICLE REPAIR & MAINT	\$0.00	\$0.00	\$0.00	0.00
01 2712 352 000 0000 000	Other Prof Services - Vehicle Oper SPEDr	\$0.00	\$0.00	\$0.00	0.00
01 2712 352 000 9001 002	Other Prof Services - Vehicle Oper Bus	\$50.00	\$0.00	\$0.00	0.00
01 2712 352 000 9004 000	Other Prof Services-Vehicle Oper 04 Van	\$0.00	\$0.00	\$0.00	0.00
01 2712 352 000 9009 000	Other Prof Services-Vehicle Oper 09 Van	\$0.00	\$0.00	\$0.00	0.00
01 2712 352 000 9011 000	Other Prof Services-Vehicle Oper '11 Van	\$0.00	\$0.00	\$0.00	0.00
01 2712 430 000 0000 000	Repairs & Maint - Vehicle Oper SPED	\$0.00	\$0.00	\$0.00	0.00
01 2712 430 000 9001 002	Repairs & Maint - Mini Bus	\$700.00	\$0.00	\$0.00	0.00
01 2712 430 000 9004 000	Repairs & Maint - '04 Van	\$0.00	\$0.00	\$0.00	0.00
01 2712 430 000 9009 000	Repairs & Maint - '09 Van	\$0.00	\$0.00	\$0.00	0.00

Account Number	Account Description	Revised Budget	Expended During Month	Expenditures to Date	% of Budget
01 2712 430 000 9011 000	Repairs & Maint - '11 Van	\$0.00	\$0.00	\$0.00	0.00
01 2712 520 000 9018 000	Insurance SPED Vehicle 2017 Ford HC Van	\$0.00	\$0.00	\$0.00	0.00
01 2712 626 000 0000 000	GAS & OIL SPED '02 VAN	\$0.00	\$0.00	\$0.00	0.00
01 2712 626 000 9001 002	GAS & OIL SPED MINI BUS	\$700.00	\$0.00	\$0.00	0.00
01 2712 626 000 9004 000	GAS & OIL SPED CTL VAN	\$0.00	\$0.00	\$0.00	0.00
01 2712 626 000 9008 000	Gasoline SPED #8 CTL	\$750.00	\$0.00	\$0.00	0.00
01 2712 626 000 9009 000	GAS & OIL-HANDICAP VAN	\$0.00	\$0.00	\$0.00	0.00
01 2712 626 000 9011 000	GAS & OIL-SPED VAN	\$0.00	\$0.00	\$0.00	0.00
01 2712 626 000 9018 000	Gasoline #18 HC Van	\$3,650.00	\$0.00	\$0.00	0.00
01 2712 732 000 9018 000	Vehicle Acquisition - SPED	\$0.00	\$0.00	\$0.00	0.00
01 2712 890 000 0000 000	OTHER - SPED '02 VAN	\$0.00	\$0.00	\$0.00	0.00
01 2712 890 000 9001 002	OTHER - SPED MINI BUS	\$50.00	\$0.00	\$0.00	0.00
01 2712 890 000 9004 000	OTHER - SPED '04 VAN	\$0.00	\$0.00	\$0.00	0.00
01 2712 890 000 9009 000	OTHER-HANDICAP VAN	\$0.00	\$0.00	\$0.00	0.00
01 2712 890 000 9011 000	OTHER-SPED VAN	\$0.00	\$0.00	\$0.00	0.00
01 2712 890 000 9018 000	Vehicle Operations - SA SPED	\$900.00	\$0.00	\$0.00	0.00
<b>2712</b>	<b>Vehicle Operation-School Age SPED</b>	<b>\$39,000.00</b>	<b>\$3,155.63</b>	<b>\$3,155.63</b>	<b>8.09</b>
01 2713 110 005 0000 002	PS SPED TRANS-OTHER STAFF SALARIES	\$4,000.00	\$65.47	\$65.47	1.64
01 2713 110 005 9001 002	PS SPED TRANS-OTHER STAFF SALARIES	\$0.00	\$0.00	\$0.00	0.00
01 2713 122 005 0000 002	PS SPED TRANS-OTHER SUB STAFF SALARIES	\$100.00	\$0.00	\$0.00	0.00
01 2713 130 005 0000 002	PS SPED TRANS-OTHER STAFF SALARIES	\$0.00	\$0.00	\$0.00	0.00
01 2713 130 005 9001 002	PS SPED TRANS-OTHER STAFF SALARIES	\$0.00	\$0.00	\$0.00	0.00
01 2713 211 005 0000 002	PS SPED TRANS-HEALTH INSURANCE	\$0.00	\$0.00	\$0.00	0.00
01 2713 220 005 0000 002	Soc Sect - Van Driver SPED Below 5	\$0.00	\$2.27	\$2.27	0.00
01 2713 221 005 0000 002	PS SPED TRANS-SOCIAL SECURITY	\$300.00	\$0.00	\$0.00	0.00
01 2713 230 005 0000 002	Rett - Van Driver SPED Below 5	\$0.00	\$4.81	\$4.81	0.00
01 2713 231 005 0000 002	PS SPED TRANS-RETIREMENT	\$275.00	\$0.00	\$0.00	0.00
01 2713 237 005 0000 002	PS SPED TRANS-RETIREMENT 1%	\$100.00	\$1.65	\$1.65	1.65
01 2713 332 005 0000 002	Mileage Paid to Parent-SPED Below Age 5	\$0.00	\$0.00	\$0.00	0.00
01 2713 430 005 9001 000	Repairs & Maint Services '00 Mini Bus	\$0.00	\$0.00	\$0.00	0.00
01 2713 580 005 0000 002	Travel Trans, Meals, Hotel SPED B-5	\$0.00	\$0.00	\$0.00	0.00
01 2713 626 005 9001 002	Gasoline SPED (3-5) #1 Mini Bus	\$0.00	\$0.00	\$0.00	0.00
<b>2713</b>	<b>Vehicle Operation-Below Age 5 SPED</b>	<b>\$4,775.00</b>	<b>\$74.20</b>	<b>\$74.20</b>	<b>1.55</b>
01 2730 352 000 0000 001	Other Prof Services Vehicle Maint	\$500.00	\$0.00	\$0.00	0.00
01 2730 430 000 9004 000	Repairs & Maint Services '04Ford Van	\$720.00	\$0.00	\$0.00	0.00

Account Number	Account Description	Revised Budget	Expended During Month	Expenditures to Date	% of Budget
01 2730 430 000 9005 000	Repairs & Maint Services '05 Chevy	\$720.00	\$0.00	\$0.00	0.00
01 2730 430 000 9007 000	Repairs & Maint Services '07 Chevy Van	\$720.00	\$0.00	\$0.00	0.00
01 2730 430 000 9008 000	Repairs & Maint Services '08 Chevy Van	\$720.00	\$0.00	\$0.00	0.00
01 2730 430 000 9011 000	Repairs & Maint Services '11 Ford Van	\$720.00	\$0.00	\$0.00	0.00
01 2730 626 000 0000 000	Gasoline Discount	\$0.00	(\$14.26)	(\$14.26)	0.00
01 2730 626 000 9009 000	Gasoline #9	\$1,100.00	\$27.00	\$27.00	2.45
01 2730 626 000 9010 000	Gasoline #10	\$1,100.00	\$38.04	\$38.04	3.46
01 2730 626 000 9011 001	Gasoline #11	\$1,100.00	\$166.65	\$166.65	15.15
01 2730 626 000 9014 001	Gasoline #14	\$1,100.00	\$63.27	\$63.27	5.75
01 2730 626 000 9015 000	Gasoline #15	\$1,200.00	\$103.62	\$103.62	8.64
01 2730 626 000 9015 001	Gasoline #15	\$1,100.00	\$18.75	\$18.75	1.70
01 2730 626 000 9015 002	Gasoline #15	\$1,100.00	\$33.84	\$33.84	3.08
01 2730 626 000 9016 000	Gasoline #16	\$1,200.00	\$150.18	\$150.18	12.52
01 2730 626 000 9016 001	Gasoline #16	\$1,100.00	\$41.23	\$41.23	3.75
01 2730 626 000 9016 002	Gasoline #16	\$1,100.00	\$43.63	\$43.63	3.97
01 2730 626 000 9017 000	Gasoline #17	\$1,200.00	\$0.00	\$0.00	0.00
01 2730 626 000 9017 001	Gasoline #17	\$1,200.00	\$189.54	\$189.54	15.80
01 2730 890 000 0000 000	Misc Exp Vehicle Servicing & Maint	\$0.00	\$0.00	\$0.00	0.00
01 2730 890 000 0000 001	Misc Exp - Vehicle Servicing & Maint	\$0.00	\$0.00	\$0.00	0.00
01 2730 890 000 0000 002	Misc Exp Vehicle Maint	\$0.00	\$0.00	\$0.00	0.00
<b>2730</b>	<b>Vehicle Servicing &amp; Maint Reg Ed</b>	<b>\$17,700.00</b>	<b>\$861.49</b>	<b>\$861.49</b>	<b>4.87</b>
01 2732 626 000 9008 000	Gasoline	\$0.00	\$69.94	\$69.94	0.00
01 2732 626 000 9018 000	Gasoline	\$0.00	\$119.40	\$119.40	0.00
<b>2732</b>	<b>Vehicle Servicing &amp; Maint SPED SA</b>	<b>\$0.00</b>	<b>\$189.34</b>	<b>\$189.34</b>	<b>0.00</b>
01 2733 626 000 9001 002	Gasoline	\$0.00	\$0.00	\$0.00	0.00
01 2733 626 005 9001 002	Gasoline	\$0.00	\$26.35	\$26.35	0.00
<b>2733</b>	<b>Vehicle Servicing &amp; Maint SPED 0-5</b>	<b>\$0.00</b>	<b>\$26.35</b>	<b>\$26.35</b>	<b>0.00</b>
01 3535 111 000 0000 001	HAL SALARY - S	\$0.00	\$0.00	\$0.00	0.00
01 3535 111 000 0000 002	HAL SALARY - E	\$5,900.00	\$5,833.67	\$5,833.67	98.88
01 3535 211 000 0000 001	HAL HEALTH INSURANCE-E	\$0.00	\$0.00	\$0.00	0.00
01 3535 211 000 0000 002	HAL HEALTH INSURANCE-E	\$150.00	\$52.18	\$52.18	34.79
01 3535 221 000 0000 001	HAL SOC. SEC. - S	\$0.00	\$0.00	\$0.00	0.00
01 3535 221 000 0000 002	HAL SOC. SEC. - E	\$400.00	\$446.28	\$446.28	111.57
01 3535 231 000 0000 001	HAL RETIREMENT-S	\$0.00	\$0.00	\$0.00	0.00
01 3535 231 000 0000 002	HAL RETIREMENT-E	\$400.00	\$428.94	\$428.94	107.24
01 3535 237 000 0000 001	HAL RETIREMENT-S	\$0.00	\$0.00	\$0.00	0.00

Account Number	Account Description	Revised Budget	Expended During Month	Expenditures to Date	% of Budget
01 3535 237 000 0000 002	HAL RETIREMENT-E	\$150.00	\$147.30	\$147.30	98.20
01 3535 281 000 0000 001	HAL-HSA Deduction-SEC.	\$0.00	\$0.00	\$0.00	0.00
<b>3535</b>	<b>High Ability Learners</b>	<b>\$7,000.00</b>	<b>\$6,908.37</b>	<b>\$6,908.37</b>	<b>98.69</b>
01 3551 111 000 0000 001	REVISION ACTION-REGULAR SALARIES	\$0.00	\$0.00	\$0.00	0.00
01 3551 123 000 0000 001	REVISION ACTION-SUBSTITUTE SALARIES	\$0.00	\$0.00	\$0.00	0.00
01 3551 159 000 0000 001	REVISION ACTION-REGULAR STIPEND	\$0.00	\$0.00	\$0.00	0.00
01 3551 211 000 0000 001	REVISION ACTION-HEALTH INSURANCE	\$0.00	\$0.00	\$0.00	0.00
01 3551 221 000 0000 001	REVISION ACTION-SOCIAL SECURITY	\$0.00	\$0.00	\$0.00	0.00
01 3551 231 000 0000 001	REVISION ACTION-RETIREMENT	\$0.00	\$0.00	\$0.00	0.00
01 3551 237 000 0000 001	REVISION ACTION-RETIREMENT 1%	\$0.00	\$0.00	\$0.00	0.00
01 3551 350 000 0000 001	Technical Services - ReVision Gr	\$0.00	\$0.00	\$0.00	0.00
01 3551 352 000 0000 001	Other Prof Services - ReVision Grant	\$0.00	\$0.00	\$0.00	0.00
01 3551 352 000 0000 002	Other Prof Services - ReVision Grant	\$0.00	\$0.00	\$0.00	0.00
01 3551 580 000 0000 001	Travel Trans, Meals, Hotel Revision Gr	\$0.00	\$0.00	\$0.00	0.00
01 3551 610 000 0000 001	REVISION ACTION-SUPPLIES	\$50,000.00	\$0.00	\$0.00	0.00
01 3551 610 000 0000 002	REVISION ACTION-SUPPLIES - E	\$0.00	\$0.00	\$0.00	0.00
01 3551 643 000 0000 001	REVISION ACTION-WEB/CLOUD SOFTWARE	\$0.00	\$0.00	\$0.00	0.00
01 3551 733 000 0000 001	ReVISION FURNITURE AND EQUIPMENT	\$0.00	\$0.00	\$0.00	0.00
<b>3551</b>	<b>ReVISION Action Grant</b>	<b>\$50,000.00</b>	<b>\$0.00</b>	<b>\$0.00</b>	<b>0.00</b>
01 4700 352 000 0000 001	Other Professional Services-Bldg Improv	\$0.00	\$0.00	\$0.00	0.00
01 4700 420 000 0000 001	Cleaning Services-Bldg Improv	\$0.00	\$0.00	\$0.00	0.00
01 4700 450 000 0000 001	Bldg Improv Construction Services	\$0.00	\$545.00	\$545.00	0.00
01 4700 520 000 0000 001	Insurance - Building Improvements	\$0.00	\$0.00	\$0.00	0.00
01 4700 610 000 0000 001	General Supplies Bldg Improvements	\$0.00	\$0.00	\$0.00	0.00
01 4700 720 000 0000 001	Buildings-Acquiring Buildings & Const	\$0.00	\$0.00	\$0.00	0.00
<b>4700</b>	<b>Building Improvements</b>	<b>\$0.00</b>	<b>\$545.00</b>	<b>\$545.00</b>	<b>0.00</b>
01 6200 111 000 0000 002	TITLE I REGULAR SALARIES - E	\$100,000.00	\$5,059.67	\$5,059.67	5.06
01 6200 211 000 0000 002	TITLE I HEALTH INS - E	\$24,000.00	\$1,602.27	\$1,602.27	6.68
01 6200 221 000 0000 002	TITLE I SOCIAL SECURITY - E	\$7,000.00	\$383.06	\$383.06	5.47
01 6200 231 000 0000 002	TITLE I RETIREMENT - E	\$7,000.00	\$372.02	\$372.02	5.31
01 6200 237 000 0000 002	TITLE I RETIREMENT 1%- E	\$2,000.00	\$127.76	\$127.76	6.39
01 6200 350 000 0000 002	Technical Services - Title IA	\$0.00	\$0.00	\$0.00	0.00
01 6200 580 000 0000 002	Travel Trans, Meals, Hotel Title IA	\$0.00	\$0.00	\$0.00	0.00
01 6200 610 000 0000 002	TITLE I SUPPLIES-E	\$0.00	\$0.00	\$0.00	0.00
01 6200 610 000 1195 002	General Supplies Title IA SM	\$0.00	\$2,189.00	\$2,189.00	0.00

Account Number	Account Description	Revised Budget	Expended During Month	Expenditures to Date	% of Budget
01 6200 643 000 0000 002	Web/Cloud Based Software	\$0.00	\$0.00	\$0.00	0.00
01 6200 643 000 1195 002	Web/Cloud Based Software St. Marys	\$0.00	\$0.00	\$0.00	0.00
01 6200 650 000 0000 002	Supplies - Technology Related	\$20,000.00	\$0.00	\$0.00	0.00
<b>6200</b>	<b>Title I, Part A ESSA</b>	<b>\$160,000.00</b>	<b>\$9,733.78</b>	<b>\$9,733.78</b>	<b>6.08</b>
01 6210 111 000 1190 002	TITLE I ACCT SALARIES-PS	\$0.00	\$0.00	\$0.00	0.00
01 6210 123 000 1190 002	TITLE I ACCT SUB SALARIES-PS	\$0.00	\$0.00	\$0.00	0.00
01 6210 151 000 0000 002	Title I, Pt A Acct Add'l Comp -Teacher	\$0.00	\$0.00	\$0.00	0.00
01 6210 159 000 0000 002	TITLE I ACCT STIPENDS-E	\$4,000.00	\$0.00	\$0.00	0.00
01 6210 211 000 0000 002	TITLE I ACCT HEALTH INS	\$250.00	\$0.00	\$0.00	0.00
01 6210 211 000 1190 002	TITLE I ACCT HEALTH INS	\$0.00	\$0.00	\$0.00	0.00
01 6210 221 000 0000 002	TITLE I ACCT SOC SECURITY-E	\$350.00	\$0.00	\$0.00	0.00
01 6210 221 000 1190 002	TITLE I ACCT SOC SECURITY-PS	\$0.00	\$0.00	\$0.00	0.00
01 6210 231 000 0000 002	TITLE I ACCT RETIREMENT	\$300.00	\$0.00	\$0.00	0.00
01 6210 231 000 1190 002	TITLE I ACCT RETIREMENT	\$0.00	\$0.00	\$0.00	0.00
01 6210 237 000 0000 002	TITLE I ACCT RETIREMENT 1%	\$100.00	\$0.00	\$0.00	0.00
01 6210 237 000 1190 002	TITLE I ACCT RETIREMENT 1%	\$0.00	\$0.00	\$0.00	0.00
01 6210 330 000 0000 001	Employee Training & Development Services	\$0.00	\$0.00	\$0.00	0.00
01 6210 330 000 0000 002	Employee Training & Development Services	\$0.00	\$0.00	\$0.00	0.00
01 6210 333 000 0000 002	Mileage Paid to Staff	\$0.00	\$0.00	\$0.00	0.00
01 6210 350 000 0000 002	Technical Services - Title IA Acct	\$0.00	\$0.00	\$0.00	0.00
01 6210 580 000 0000 001	Travel Trans, Meals, Hotel Title IA	\$0.00	\$0.00	\$0.00	0.00
01 6210 580 000 0000 002	Travel Trans, Meals, Hotel Title IA Acct	\$9,000.00	\$0.00	\$0.00	0.00
01 6210 610 000 0000 002	TITLE I ACCT SUPPLIES	\$0.00	\$0.00	\$0.00	0.00
01 6210 610 000 1190 002	TITLE I ACCT-SUPPLIES-PS	\$0.00	\$0.00	\$0.00	0.00
01 6210 643 000 0000 002	TITLE I ACCT - SOFTWARE	\$0.00	\$0.00	\$0.00	0.00
01 6210 643 000 1190 002	TITLE I ACCT-WEB BASED SOFTWARE-PS	\$0.00	\$0.00	\$0.00	0.00
01 6210 650 000 1190 002	EC COMPUTER HARDWARE	\$0.00	\$0.00	\$0.00	0.00
<b>6210</b>	<b>Title I, Part A Accountability</b>	<b>\$14,000.00</b>	<b>\$0.00</b>	<b>\$0.00</b>	<b>0.00</b>
01 6310 111 000 0000 002	Salaries Teachers Title IIA	\$0.00	\$0.00	\$0.00	0.00
01 6310 151 000 0000 001	TITLE IIA SALARIES-E	\$0.00	\$273.00	\$273.00	0.00
01 6310 151 000 0000 002	TITLE IIA SALARIES-E	\$0.00	\$2,394.00	\$2,394.00	0.00
01 6310 159 000 0000 001	TITLE IIA STIPENDS-S	\$0.00	\$0.00	\$0.00	0.00
01 6310 159 000 0000 002	TITLE IIA STIPENDS-E	\$0.00	\$0.00	\$0.00	0.00
01 6310 211 000 0000 002	TITLE IIA HEALTH INS-E	\$0.00	\$0.00	\$0.00	0.00
01 6310 221 000 0000 001	TITLE IIA SOC SEC-S	\$0.00	\$20.85	\$20.85	0.00
01 6310 221 000 0000 002	TITLE IIA SOC SEC-E	\$0.00	\$183.17	\$183.17	0.00

Account Number	Account Description	Revised Budget	Expended During Month	Expenditures to Date	% of Budget
01 6310 231 000 0000 001	TITLE IIA RETIREMENT-S	\$0.00	\$20.07	\$20.07	0.00
01 6310 231 000 0000 002	TITLE IIA RETIREMENT-E	\$0.00	\$176.03	\$176.03	0.00
01 6310 237 000 0000 001	TITLE IIA RETIREMENT-S	\$0.00	\$6.88	\$6.88	0.00
01 6310 237 000 0000 002	TITLE IIA RETIREMENT-E	\$0.00	\$60.45	\$60.45	0.00
01 6310 330 000 0000 000	Employee Training & Development Services	\$0.00	\$0.00	\$0.00	0.00
01 6310 330 000 0000 001	Employee Training & Development Services	\$0.00	\$0.00	\$0.00	0.00
01 6310 330 000 0000 002	Employee Training & Development Services	\$10,750.00	\$0.00	\$0.00	0.00
01 6310 330 000 1195 001	Employee Trng Title IIA St. Marys	\$0.00	\$205.00	\$205.00	0.00
01 6310 330 000 1195 002	Employee Trng/Dev Services St. Marys	\$0.00	\$0.00	\$0.00	0.00
01 6310 333 000 0000 000	Mileage Paid to Staff Title IIA	\$0.00	\$212.55	\$212.55	0.00
01 6310 333 000 0000 002	Mileage Paid to Staff Title IIA	\$0.00	\$1,123.24	\$1,123.24	0.00
01 6310 333 000 1195 000	Mileage Paid to Staff St Marys Title IIA	\$0.00	\$85.02	\$85.02	0.00
01 6310 350 000 0000 001	Technical Services - Title IIA	\$0.00	\$0.00	\$0.00	0.00
01 6310 350 000 0000 002	Technical Services - Title IIA	\$0.00	\$0.00	\$0.00	0.00
01 6310 580 000 0000 000	Travel Trans, Meals, Hotel Title IIA	\$0.00	\$0.00	\$0.00	0.00
01 6310 580 000 0000 001	Travel Trans, Meals, Hotel Title IIA	\$9,000.00	\$0.00	\$0.00	0.00
01 6310 580 000 0000 002	Travel Trans, Meals, Hotel Title IIA	\$9,000.00	\$890.93	\$890.93	9.90
01 6310 580 000 1148 001	Travel Trans, Meals, Hotel Title IIA Sci	\$0.00	\$0.00	\$0.00	0.00
01 6310 580 000 1190 002	Travel Trans, Meals, Hotel Title IIA PK	\$0.00	\$0.00	\$0.00	0.00
01 6310 610 000 0000 001	TITLE IIA SUPPLIES-S	\$0.00	\$0.00	\$0.00	0.00
01 6310 610 000 0000 002	TITLE IIA SUPPLIES-E	\$0.00	\$0.00	\$0.00	0.00
01 6310 643 000 0000 002	TITLE IIA WEB/CLOUD BASED SOFTWARE	\$0.00	\$0.00	\$0.00	0.00
<b>6310</b>	<b>Title II, Part A ESSA</b>	<b>\$28,750.00</b>	<b>\$5,651.19</b>	<b>\$5,651.19</b>	<b>21.07</b>
01 6315 123 000 0000 001	TITLE IIB MATH/SCI SUB SALARY-S	\$0.00	\$0.00	\$0.00	0.00
01 6315 159 000 0000 001	TITLE IIB MATH/SCI STIPENDS-S	\$0.00	\$0.00	\$0.00	0.00
01 6315 221 000 0000 001	TITLE IIB MATH/SCI SOC SEC-S	\$0.00	\$0.00	\$0.00	0.00
01 6315 231 000 0000 001	TITLE IIB MATH/SCI RETIREMENT-S	\$0.00	\$0.00	\$0.00	0.00
01 6315 237 000 0000 001	TITLE IIB MATH/SCI RETIREMENT-S	\$0.00	\$0.00	\$0.00	0.00
01 6315 580 000 0000 001	Travel Trans, Meals, Hotel Title IIB	\$0.00	\$0.00	\$0.00	0.00
<b>6315</b>	<b>Title II, Part B: Math &amp; Science</b>	<b>\$0.00</b>	<b>\$0.00</b>	<b>\$0.00</b>	<b>0.00</b>
01 6404 111 000 0000 002	IDEA SALARIES - PS	\$0.00	\$0.00	\$0.00	0.00
01 6404 111 002 0000 002	IDEA SALARIES -B-2 PS	\$2,000.00	\$2,128.02	\$2,128.02	106.40
01 6404 111 005 0000 002	IDEA SALARIES -3-5 PS	\$27,000.00	\$4,734.17	\$4,734.17	17.53
01 6404 112 005 0000 002	Instr Aides IDEA Part B (611) 3-5	\$10,000.00	\$514.76	\$514.76	5.15
01 6404 122 000 0000 002	PS SUB AIDES SALARIES	\$0.00	\$0.00	\$0.00	0.00
01 6404 123 000 0000 002	IDEA SUBSTITITE SALARIES - PS	\$0.00	\$0.00	\$0.00	0.00

Account Number	Account Description	Revised Budget	Expended During Month	Expenditures to Date	% of Budget
01 6404 123 002 0000 002	IDEA SUB SALARIES -B-2 PS	\$100.00	\$0.00	\$0.00	0.00
01 6404 123 005 0000 002	IDEA SUB SALARIES -3-5 PS	\$100.00	\$0.00	\$0.00	0.00
01 6404 150 002 0000 002	TRANSLATOR SALARIES-B-2	\$0.00	\$0.00	\$0.00	0.00
01 6404 150 005 0000 002	TRANSLATOR SALARIES-3-5	\$0.00	\$0.00	\$0.00	0.00
01 6404 159 002 0000 002	PRESCHOOL STIPENDS	\$0.00	\$0.00	\$0.00	0.00
01 6404 159 005 0000 002	PRESCHOOL STIPENDS	\$0.00	\$0.00	\$0.00	0.00
01 6404 211 000 0000 002	PRESCHOOL-HEALTH INS	\$0.00	\$0.00	\$0.00	0.00
01 6404 211 002 0000 002	PRESCHOOL-HEALTH INS B-2	\$1,000.00	\$761.07	\$761.07	76.11
01 6404 211 005 0000 002	PRESCHOOL-HEALTH INS 3-5	\$12,000.00	\$1,442.05	\$1,442.05	12.02
01 6404 212 000 0000 002	Group Insurance - Instructional Aides	\$0.00	\$0.00	\$0.00	0.00
01 6404 221 000 0000 002	PRESCHOOL SOCIAL SECURITY	\$0.00	\$0.00	\$0.00	0.00
01 6404 221 002 0000 002	PRESCHOOL SOCIAL SECURITY- B-2	\$200.00	\$158.06	\$158.06	79.03
01 6404 221 005 0000 002	PRESCHOOL SOCIAL SECURITY- 3-5	\$2,500.00	\$344.08	\$344.08	13.76
01 6404 222 005 0000 002	Soc Sec IDEA Part B	\$0.00	\$39.38	\$39.38	0.00
01 6404 231 000 0000 002	PRESCHOOL RETIREMENT	\$0.00	\$0.00	\$0.00	0.00
01 6404 231 002 0000 002	PRESCHOOL RETIREMENT B-2	\$500.00	\$156.46	\$156.46	31.29
01 6404 231 005 0000 002	PRESCHOOL RETIREMENT 3-5	\$3,000.00	\$348.09	\$348.09	11.60
01 6404 237 000 0000 002	PRESCHOOL RETIREMENT 1%	\$0.00	\$0.00	\$0.00	0.00
01 6404 237 002 0000 002	PRESCHOOL RETIREMENT 1% B-2	\$500.00	\$53.74	\$53.74	10.75
01 6404 237 005 0000 002	PRESCHOOL RETIREMENT 1% 3-5	\$1,100.00	\$119.54	\$119.54	10.87
01 6404 320 002 0000 002	Professional Educational Services B-2	\$5,500.00	\$592.98	\$592.98	10.78
01 6404 320 005 0000 002	Professional Educational Services 3-5	\$5,750.00	\$243.30	\$243.30	4.23
01 6404 333 002 0000 002	Mileage Paid to Staff	\$0.00	\$0.00	\$0.00	0.00
01 6404 340 000 0000 002	Other Prof Services - IDEA (B-4)	\$0.00	\$0.00	\$0.00	0.00
01 6404 340 002 0000 002	Other Prof Services - IDEA (B-2)	\$0.00	\$0.00	\$0.00	0.00
01 6404 340 005 0000 002	Other Prof Services - IDEA (3-5)	\$0.00	\$0.00	\$0.00	0.00
01 6404 580 000 0000 002	Travel Trans, Meals, Hotel IDEA B-4	\$0.00	\$0.00	\$0.00	0.00
01 6404 580 002 0000 002	Travel Trans, Meals, Hotel IDEA B-2	\$0.00	\$0.00	\$0.00	0.00
01 6404 580 005 0000 002	Travel Trans, Meals, Hotel IDEA 3-5	\$0.00	\$0.00	\$0.00	0.00
01 6404 610 000 0000 002	IDEA PART B - PS SUPPLIES	\$0.00	\$0.00	\$0.00	0.00
01 6404 610 005 0000 002	IDEA PART B - PS SUPPLIES	\$0.00	\$0.00	\$0.00	0.00
<b>6404</b>	<b>IDEA Part B (611) Base Birth to 4</b>	<b>\$71,250.00</b>	<b>\$11,635.70</b>	<b>\$11,635.70</b>	<b>16.33</b>
01 6406 340 000 0000 002	Other Prof Services - IDEA (3-4)	\$3,000.00	\$0.00	\$0.00	0.00
<b>6406</b>	<b>IDEA Preschool (619) Ages 3-4</b>	<b>\$3,000.00</b>	<b>\$0.00</b>	<b>\$0.00</b>	<b>0.00</b>
01 6410 111 000 0000 002	IDEA E/P REGULAR SALARIES-E	\$0.00	\$3,819.67	\$3,819.67	0.00
01 6410 111 002 0000 002	IDEA E/P REGULAR SALARIES (B-2)	\$18,000.00	\$0.00	\$0.00	0.00

**EXPENDITURE REPORT**

September 2018

Account Number	Account Description	Revised Budget	Expended During Month	Expenditures to Date	% of Budget
01 6410 111 005 0000 002	IDEA E/P REGULAR SALARIES (3-5)	\$28,000.00	\$0.00	\$0.00	0.00
01 6410 112 005 0000 002	IDEA E/P AIDES SALARIES-PS	\$30,000.00	\$0.00	\$0.00	0.00
01 6410 122 000 0000 002	IDEA E/P SUB SALARIES-PS	\$0.00	\$0.00	\$0.00	0.00
01 6410 123 002 0000 002	SUBSTITUTE OR TEMPORARY SALARIES (B-2)	\$0.00	\$0.00	\$0.00	0.00
01 6410 123 005 0000 002	SUBSTITUTE OR TEMPORARY SALARIES (3-5)	\$0.00	\$0.00	\$0.00	0.00
01 6410 150 002 0000 002	IDEA E/P- Non Instr Add'l Salaries B-2	\$0.00	\$0.00	\$0.00	0.00
01 6410 150 005 0000 002	TRANSLATOR SALARIES (3-5)	\$0.00	\$0.00	\$0.00	0.00
01 6410 151 002 0000 002	IDEA E/P - Add'l Comp Teach/Prof	\$0.00	\$0.00	\$0.00	0.00
01 6410 151 005 0000 002	IDEA E/P - Add'l Comp Teach/Prof	\$0.00	\$0.00	\$0.00	0.00
01 6410 159 002 0000 002	IDEA E/P REGULAR STIPENDS B-2	\$0.00	\$0.00	\$0.00	0.00
01 6410 159 005 0000 002	IDEA E/P REGULAR STIPENDS 3-5	\$0.00	\$0.00	\$0.00	0.00
01 6410 211 000 0000 002	IDEA E/P HEALTH INSURANCE-E	\$10,000.00	\$1,602.27	\$1,602.27	16.02
01 6410 211 002 0000 002	IDEA E/P HEALTH INSURANCE (B-2)	\$7,000.00	\$0.00	\$0.00	0.00
01 6410 211 005 0000 002	IDEA E/P HEALTH INSURANCE (3-5)	\$7,500.00	\$0.00	\$0.00	0.00
01 6410 212 005 0000 002	Group Insurance - Instructional Aides	\$0.00	\$0.00	\$0.00	0.00
01 6410 220 002 0000 002	IDEA E/P FICA - Non Instructional	\$0.00	\$0.00	\$0.00	0.00
01 6410 221 000 0000 002	IDEA E/P SOCIAL SECURITY-E	\$3,000.00	\$245.85	\$245.85	8.20
01 6410 221 002 0000 002	IDEA E/P FICA B-2	\$3,000.00	\$0.00	\$0.00	0.00
01 6410 221 005 0000 002	IDEA E/P FICA 3-5	\$6,000.00	\$0.00	\$0.00	0.00
01 6410 222 005 0000 002	Social Security - Instructional Aides	\$0.00	\$0.00	\$0.00	0.00
01 6410 230 002 0000 002	IDEA E/P Ret-Non Instruct B-2	\$0.00	\$0.00	\$0.00	0.00
01 6410 230 005 0000 002	Retirement - Non-Instructional	\$0.00	\$0.00	\$0.00	0.00
01 6410 231 000 0000 002	IDEA E/P Retirement	\$3,000.00	\$277.18	\$277.18	9.24
01 6410 231 002 0000 002	IDEA E/P Retirement B-2	\$2,000.00	\$0.00	\$0.00	0.00
01 6410 231 005 0000 002	IDEA E/P Retirement 3-5	\$3,500.00	\$0.00	\$0.00	0.00
01 6410 232 005 0000 002	Retirement - Instructional Aides	\$0.00	\$0.00	\$0.00	0.00
01 6410 237 000 0000 002	IDEA E/P Increased Retirement	\$0.00	\$95.18	\$95.18	0.00
01 6410 237 002 0000 002	IDEA E/P Increased Retirement B-2	\$0.00	\$0.00	\$0.00	0.00
01 6410 237 005 0000 002	IDEA E/P Increased Retirement 3-5	\$0.00	\$0.00	\$0.00	0.00
01 6410 281 005 0000 002	IDEA ENROLLMENT/POVERTY - HSA Deduction	\$0.00	\$0.00	\$0.00	0.00
01 6410 340 000 0000 001	Other Prof Services - IDEA E/P	\$0.00	\$0.00	\$0.00	0.00
01 6410 340 000 0000 002	Other Prof Services - IDEA E/P	\$0.00	\$0.00	\$0.00	0.00
01 6410 340 002 0000 002	Other Professional Services B-2 SPED	\$0.00	\$0.00	\$0.00	0.00
01 6410 340 005 0000 002	Other Professional Services 3-5 SPED	\$0.00	\$0.00	\$0.00	0.00
01 6410 580 002 0000 002	Travel Trans, Meals, Hotel IDEA E/P B-2	\$0.00	\$0.00	\$0.00	0.00
01 6410 580 005 0000 002	Travel Trans, Meals, Hotel IDEA E/P 3-5	\$0.00	\$0.00	\$0.00	0.00

Account Number	Account Description	Revised Budget	Expended During Month	Expenditures to Date	% of Budget
01 6410 733 000 0000 002	IDEA E/P EQUIPMENT ELEM	\$0.00	\$0.00	\$0.00	0.00
<b>6410</b>	<b>IDEA Enrollment/Poverty (611)</b>	<b>\$121,000.00</b>	<b>\$6,040.15</b>	<b>\$6,040.15</b>	<b>4.99</b>
01 6412 111 000 0000 002	NON PUBLIC SALARIES-E	\$11,000.00	\$0.00	\$0.00	0.00
01 6412 112 000 0000 002	NON PUBLIC SALARIES-E	\$3,316.00	\$0.00	\$0.00	0.00
01 6412 123 000 0000 002	NON PUBLIC SUB SALARIES-E	\$150.00	\$0.00	\$0.00	0.00
01 6412 159 000 0000 002	NON PUBLIC STIPENDS - E	\$0.00	\$0.00	\$0.00	0.00
01 6412 211 000 0000 002	NON PUBLIC HEALTH INS-E	\$3,500.00	\$0.00	\$0.00	0.00
01 6412 221 000 0000 002	NON PUBLIC SOC SEC-E	\$775.00	\$0.00	\$0.00	0.00
01 6412 231 000 0000 002	NON PUBLIC RETIREMENT-E	\$775.00	\$0.00	\$0.00	0.00
01 6412 237 000 0000 002	NON PUBLIC RETIREMENT 1%-E	\$300.00	\$0.00	\$0.00	0.00
01 6412 320 000 0000 002	Professional Educational Services	\$0.00	\$158.00	\$158.00	0.00
01 6412 340 000 0000 002	Other Prof Services - IDEA Prop Share	\$0.00	\$0.00	\$0.00	0.00
01 6412 580 000 0000 002	Travel Trans, Meals, Hotel Prop Share	\$0.00	\$0.00	\$0.00	0.00
<b>6412</b>	<b>IDEA Part B Proportionate Share</b>	<b>\$19,816.00</b>	<b>\$158.00</b>	<b>\$158.00</b>	<b>0.80</b>
01 6415 123 000 0000 001	SCIP GRANT-SUBSTITUTE	\$0.00	\$0.00	\$0.00	0.00
01 6415 159 000 0000 002	SCIP GRANT-STIPEND - E	\$0.00	\$0.00	\$0.00	0.00
01 6415 221 000 0000 002	SCIP GRANT-SOCIAL SECURITY	\$0.00	\$0.00	\$0.00	0.00
01 6415 231 000 0000 002	SCIP GRANT-RETIREMENT-E	\$0.00	\$0.00	\$0.00	0.00
01 6415 237 000 0000 002	SCIP GRANT-RETIREMENT-E	\$0.00	\$0.00	\$0.00	0.00
<b>6415</b>	<b>IDEA Special Projects</b>	<b>\$0.00</b>	<b>\$0.00</b>	<b>\$0.00</b>	<b>0.00</b>
01 6418 123 000 0000 002	IDEA SUBSTITITE SALARIES - PS	\$0.00	\$600.00	\$600.00	0.00
01 6418 223 000 0000 002	Soc Sec IDEA Part B PEaK - Subs	\$0.00	\$45.90	\$45.90	0.00
01 6418 580 000 0000 002	TravelTrans, Meals, Hotel IDEA Pt B PEaK	\$0.00	\$357.00	\$357.00	0.00
<b>6418</b>	<b>IDEA Part B PEaK Projects</b>	<b>\$0.00</b>	<b>\$1,002.90</b>	<b>\$1,002.90</b>	<b>0.00</b>
01 6690 123 000 0000 001	OTHER FED-SUB SALARIES-S	\$0.00	\$0.00	\$0.00	0.00
01 6690 123 000 0000 002	OTHER FED-SUB SALARIES-E	\$0.00	\$0.00	\$0.00	0.00
01 6690 159 000 0000 002	STIPENDS (PBIS)	\$7,500.00	\$0.00	\$0.00	0.00
01 6690 221 000 0000 001	OTHER FED-SOCIAL SECURITY-S	\$0.00	\$0.00	\$0.00	0.00
01 6690 221 000 0000 002	OTHER FED-SOCIAL SECURITY-E	\$0.00	\$0.00	\$0.00	0.00
01 6690 231 000 0000 002	OTHER FED-RETIREMENT-E	\$0.00	\$0.00	\$0.00	0.00
01 6690 237 000 0000 002	OTHER FED-RETIREMENT 1%-E	\$0.00	\$0.00	\$0.00	0.00
01 6690 350 000 0000 002	Technical Services - Other Fed Non-Cat	\$0.00	\$0.00	\$0.00	0.00
01 6690 580 000 0000 002	Travel Trans, Meals, Hotel Other Fed	\$0.00	\$0.00	\$0.00	0.00
<b>6690</b>	<b>Other Fed Non-Categorical Exp</b>	<b>\$7,500.00</b>	<b>\$0.00</b>	<b>\$0.00</b>	<b>0.00</b>
01 6700 123 000 0000 001	PERKINS GRANT SUB SALARY-S	\$0.00	\$0.00	\$0.00	0.00
01 6700 159 000 0000 001	PERKINS GRANT STIPEND - S	\$6,000.00	\$0.00	\$0.00	0.00

Account Number	Account Description	Revised Budget	Expended During Month	Expenditures to Date	% of Budget
01 6700 221 000 0000 001	PERKINS SOC. SEC.-S	\$0.00	\$0.00	\$0.00	0.00
01 6700 231 000 0000 001	PERKINS RETIREMENT-SEC	\$0.00	\$0.00	\$0.00	0.00
01 6700 237 000 0000 001	PERKINS RETIREMENT-SEC	\$0.00	\$0.00	\$0.00	0.00
01 6700 580 000 0000 001	Travel Trans, Meals, Hotel Perkins	\$0.00	\$0.00	\$0.00	0.00
01 6700 580 000 0000 002	Travel Trans, Meals, Hotel Perkins	\$0.00	\$0.00	\$0.00	0.00
01 6700 610 000 0000 001	Supplies Fed Voc & Applied Tech Perkins	\$0.00	\$0.00	\$0.00	0.00
01 6700 650 000 0000 001	Supplies - Technology Related	\$0.00	\$0.00	\$0.00	0.00
<b>6700</b>	<b>Fed Voc &amp; Applied Tech (Perkins)</b>	<b>\$6,000.00</b>	<b>\$0.00</b>	<b>\$0.00</b>	<b>0.00</b>
01 6915 112 000 0000 002	TITLE IC MIGRANT ED - E	\$0.00	\$0.00	\$0.00	0.00
01 6915 159 000 0000 001	TITLE IC MIGRANT ED STIPENDS-S	\$4,300.00	\$0.00	\$0.00	0.00
01 6915 159 000 0000 002	TITLE IC MIGRANT ED STIPENDS-E	\$0.00	\$0.00	\$0.00	0.00
01 6915 221 000 0000 001	TITLE IC MIGRANT ED SS-S	\$300.00	\$0.00	\$0.00	0.00
01 6915 221 000 0000 002	TITLE IC MIGRANT ED SS-E	\$0.00	\$0.00	\$0.00	0.00
01 6915 231 000 0000 001	TITLE IC MIGRANT ED RETIRE-S	\$300.00	\$0.00	\$0.00	0.00
01 6915 231 000 0000 002	TITLE IC MIGRANT ED RETIRE-E	\$0.00	\$0.00	\$0.00	0.00
01 6915 237 000 0000 001	TITLE IC MIGRANT RETIRE 1%-S	\$100.00	\$0.00	\$0.00	0.00
01 6915 237 000 0000 002	TITLE IC MIGRANT RETIRE 1%-E	\$0.00	\$0.00	\$0.00	0.00
01 6915 580 000 0000 001	Travel Trans, Meals, Hotel Title IC Migr	\$0.00	\$0.00	\$0.00	0.00
01 6915 610 000 0000 002	MIGRANT EDUCATION-SUPPLIES	\$0.00	\$0.00	\$0.00	0.00
<b>6915</b>	<b>Title I, Part C ESSA Migratory Children</b>	<b>\$5,000.00</b>	<b>\$0.00</b>	<b>\$0.00</b>	<b>0.00</b>
01 6925 112 000 0000 001	TITLE III ESL SALARY-S	\$5,000.00	\$447.37	\$447.37	8.95
01 6925 123 000 0000 002	TITLE III ESL SALARY-E	\$0.00	\$0.00	\$0.00	0.00
01 6925 132 000 0000 001	TITLE III ESL SALARY-S	\$0.00	\$0.00	\$0.00	0.00
01 6925 211 000 0000 001	TITLE III NCLB - LEP INSURANCE-S	\$0.00	\$0.00	\$0.00	0.00
01 6925 212 000 0000 001	Group Insurance - Instructional Aides	\$0.00	\$144.79	\$144.79	0.00
01 6925 221 000 0000 001	TITLE III NCLB - LEP SOC SEC-S	\$0.00	\$0.00	\$0.00	0.00
01 6925 222 000 0000 001	Social Security - Instructional Aides	\$0.00	\$34.22	\$34.22	0.00
01 6925 231 000 0000 001	TITLE III NCLB - LEP RET-S	\$0.00	\$0.00	\$0.00	0.00
01 6925 232 000 0000 001	Retirement - Instructional Aides	\$0.00	\$32.90	\$32.90	0.00
01 6925 237 000 0000 001	TITLE III NCLB - LEP RET 1%-S	\$0.00	\$11.30	\$11.30	0.00
01 6925 510 000 0000 002	Student Transportation Services	\$0.00	\$0.00	\$0.00	0.00
01 6925 580 000 0000 001	Travel Trans, Meals, Hotel Title III ELL	\$0.00	\$0.00	\$0.00	0.00
01 6925 580 000 0000 002	Travel Trans, Meals, Hotel Title III ELL	\$0.00	\$0.00	\$0.00	0.00
01 6925 650 000 0000 001	TITLE III-LEP COMPUTER HARDWARE	\$0.00	\$0.00	\$0.00	0.00
01 6925 650 000 0000 002	TITLE III-LEP COMPUTER HARDWARE	\$0.00	\$0.00	\$0.00	0.00
<b>6925</b>	<b>Title III ESSA ELL</b>	<b>\$5,000.00</b>	<b>\$670.58</b>	<b>\$670.58</b>	<b>13.41</b>

Account Number	Account Description	Revised Budget	Expended During Month	Expenditures to Date	% of Budget
01 6926 650 000 0000 001	TITLE III-IMMGRANT COMPUTER HARDWARE	\$0.00	\$0.00	\$0.00	0.00
01 6926 650 000 0000 002	TITLE III-IMMGRANT COMPUTER HARDWARE	\$0.00	\$0.00	\$0.00	0.00
<b>6926</b>	<b>Title III ESSA - Immigrant</b>	<b>\$0.00</b>	<b>\$0.00</b>	<b>\$0.00</b>	<b>0.00</b>
01 6967 112 000 0000 001	TITLE IV OTHER STAFF SALARIES-S	\$0.00	\$0.00	\$0.00	0.00
01 6967 112 000 0000 002	TITLE IV OTHER STAFF SALARIES-E	\$0.00	\$0.00	\$0.00	0.00
01 6967 212 000 0000 001	Group Insurance - Instructional Aides	\$0.00	\$0.00	\$0.00	0.00
01 6967 212 000 0000 002	Group Insurance - Instructional Aides	\$0.00	\$0.00	\$0.00	0.00
01 6967 221 000 0000 001	TITLE IV SOCIAL SECURITY-S	\$0.00	\$0.00	\$0.00	0.00
01 6967 221 000 0000 002	TITLE IV SOCIAL SECURITY-E	\$0.00	\$0.00	\$0.00	0.00
01 6967 222 000 0000 001	Social Security - Instructional Aides	\$0.00	\$0.00	\$0.00	0.00
01 6967 222 000 0000 002	Social Security - Instructional Aides	\$0.00	\$0.00	\$0.00	0.00
01 6967 232 000 0000 001	Retirement - Instructional Aides	\$0.00	\$0.00	\$0.00	0.00
01 6967 232 000 0000 002	Retirement - Instructional Aides	\$0.00	\$0.00	\$0.00	0.00
01 6967 237 000 0000 001	Increased Retirement	\$0.00	\$0.00	\$0.00	0.00
01 6967 237 000 0000 002	Increased Retirement	\$0.00	\$0.00	\$0.00	0.00
01 6967 282 000 0000 001	Health Benefits (HSA) - Inst Aides	\$0.00	\$0.00	\$0.00	0.00
01 6967 282 000 0000 002	Health Benefits (HSA) - Inst Aides	\$0.00	\$0.00	\$0.00	0.00
01 6967 330 000 0000 000	Employee Training & Development Services	\$17,500.00	\$0.00	\$0.00	0.00
01 6967 350 000 0000 002	Technical Services - Title IV	\$0.00	\$0.00	\$0.00	0.00
01 6967 580 000 0000 001	Travel Trans, Meals, Hotel Title IV A	\$0.00	\$0.00	\$0.00	0.00
01 6967 580 000 0000 002	Travel Trans, Meals, Hotel Title IV A	\$1,000.00	\$0.00	\$0.00	0.00
01 6967 610 000 0000 001	TITLE IV A SUPPLIES - S	\$12,000.00	\$0.00	\$0.00	0.00
01 6967 610 000 0000 002	TITLE IV A SUPPLIES - EL	\$10,000.00	\$0.00	\$0.00	0.00
01 6967 610 000 1195 001	Supplies Title IV St. Marys	\$0.00	\$27.20	\$27.20	0.00
01 6967 643 000 0000 001	TITLE IV WEB/CLOUD BASED SOFTWARE S	\$0.00	\$0.00	\$0.00	0.00
<b>6967</b>	<b>Title IV, Part A ESSA Student Support</b>	<b>\$40,500.00</b>	<b>\$27.20</b>	<b>\$27.20</b>	<b>0.07</b>
01 6968 110 000 0000 002	21ST CENTURY SALARY-S	\$0.00	\$4,266.58	\$4,266.58	0.00
01 6968 112 000 0000 002	21ST CENTURY SALARY-E	\$41,000.00	\$0.00	\$0.00	0.00
01 6968 122 000 0000 002	21ST CENTURY SUB SALARY-E	\$0.00	\$0.00	\$0.00	0.00
01 6968 130 000 0000 002	21ST CENTURY SALARY-S	\$0.00	\$0.00	\$0.00	0.00
01 6968 159 000 0000 002	21ST CENTURY SALARY-E	\$0.00	\$0.00	\$0.00	0.00
01 6968 220 000 0000 002	Soc SecTitle IV Part B ESSA 21st CCLC	\$0.00	\$326.41	\$326.41	0.00
01 6968 221 000 0000 002	21ST CENTURY SOC. SEC.-E	\$4,100.00	\$0.00	\$0.00	0.00
01 6968 222 000 0000 002	Social Security - Instructional Aides	\$0.00	\$0.00	\$0.00	0.00
01 6968 230 000 0000 002	Ret - Title IV Part B ESSA 21st CCLC	\$0.00	\$221.99	\$221.99	0.00
01 6968 231 000 0000 002	21ST CENTURY RET. - E	\$3,000.00	\$0.00	\$0.00	0.00

**EXPENDITURE REPORT**

September 2018

Account Number	Account Description	Revised Budget	Expended During Month	Expenditures to Date	% of Budget
01 6968 232 000 0000 002	Retirement - Instructional Aides	\$0.00	\$0.00	\$0.00	0.00
01 6968 237 000 0000 002	21ST CENTURY RET. - E	\$500.00	\$76.22	\$76.22	15.24
01 6968 352 000 0000 002	Other Prof Services - Title IV 21st CCLC	\$0.00	\$0.00	\$0.00	0.00
01 6968 580 000 0000 002	Travel Trans, Meals, Hotel 21st CCLC	\$0.00	\$0.00	\$0.00	0.00
01 6968 610 000 0000 002	21ST CENTURY SUPPLIES-E	\$1,430.00	\$0.00	\$0.00	0.00
<b>6968</b>	<b>Title IV, Part B ESSA 21st CCLC</b>	<b>\$50,030.00</b>	<b>\$4,891.20</b>	<b>\$4,891.20</b>	<b>9.78</b>
01 6990 151 000 0000 002	Employee Training & Development Services	\$0.00	\$127.63	\$127.63	0.00
01 6990 221 000 0000 002	Soc Sec - Other Federal Categorical	\$0.00	\$9.76	\$9.76	0.00
01 6990 231 000 0000 002	Ret - Other Federal Categorical	\$0.00	\$9.38	\$9.38	0.00
01 6990 237 000 0000 002	Inc Ret - Other Federal Categorical	\$0.00	\$3.22	\$3.22	0.00
01 6990 330 000 0000 002	Employee Training & Development Services	\$0.00	\$0.00	\$0.00	0.00
01 6990 333 000 0000 002	Mileage Paid to Staff Other Fed Categ	\$0.00	\$0.00	\$0.00	0.00
<b>6990</b>	<b>Other Federal Categorical</b>	<b>\$0.00</b>	<b>\$149.99</b>	<b>\$149.99</b>	<b>0.00</b>
01 8000 913 000 0000 001	Transfers to Activities Fund	\$51,000.00	\$51,000.00	\$51,000.00	100.00
<b>8000</b>	<b>TRANSFERS</b>	<b>\$51,000.00</b>	<b>\$51,000.00</b>	<b>\$51,000.00</b>	<b>100.00</b>
01 9000 759 000 0000 002	NON-PROGRAM TRANSFERS TO BUILDING FUND	\$0.00	\$0.00	\$0.00	0.00
<b>9000</b>	<b>NON-PROGRAMMED EXPENDITURES</b>	<b>\$0.00</b>	<b>\$0.00</b>	<b>\$0.00</b>	<b>0.00</b>
01	GENERAL FUND	\$12,365,992.00	\$929,084.07	\$929,084.07	7.66

**EXPENDITURE REPORT**  
September 2018

Account Number	Account Description	Revised Budget	Expended During Month	Expenditures to Date	% of Budget
	<b>Grand Total:</b>	\$12,365,992.00	\$929,084.07	\$929,084.07	7.66

