

**O'NEILL PUBLIC SCHOOLS
BOARD OF EDUCATION**

Monday, December 10, 2018
7:30 PM

Administrative Office
410 E. Benton
O'Neill, NE 68763

**Regular School Board Meeting
Agenda**

Posted Date:

| | |
|---|------------|
| 1. <u>Call to Order</u> | |
| A. Roll Call | |
| B. Excused/Unexcused Board Members | |
| 2. <u>Pledge of Allegiance</u> | |
| 3. <u>Approve Meeting Agenda</u> | |
| 4. <u>Approve Minutes of Previous Meeting(s)</u> | 3 |
| 11-12-2018 - Reg Brd Mtg Minutes | 3 |
| 12-03-2018 - Spec Brd Mtg Minutes | 6 |
| 5. <u>Reception of Visitors</u> | |
| 6. <u>Oral and Written Communications</u> | 8 |
| Thank You - 8th Grade Writing Class Students | 8 |
| 7. <u>Old Business</u> | |
| A. Modular Buildings Bid Opening | |
| B. Building Project Update | 13 |
| G O'Neill PS Leasing Corp Ser 18ABC + Ppd Ser 19 LPs, Def'd Prin, 2026, ... | 13 |
| C. Negotiations | |
| 8. <u>New Business</u> | |
| A. 403(b) Plan Reinstatement | |
| B. Superintendent Contract | 34 |
| Administrative Salaries 2018-19 - Superintendents | 34 |
| Administrator Salaries 2018-2019 Supers (1) | 35 |
| Superintendent - Shane, Amy - Signed | 85 |
| C. January Meeting Date and/or Time | |
| D. Option Enrollment Report | |
| 9. <u>Administrative Reports</u> | 89 |
| Amy Shane's Board Letter - Dec 2018 | 89 |
| Corey Fisher's Board Report - Dec 2018 | 90 |
| Jim York's Board Report - Dec 2018 | 95 |
| Nick Hostert's Board Report - Dec 2018 | 100 |
| Shannon Stelling's Board Report - Dec 2018 | 102 |
| Steve Brown's Board Report - Dec 2018 | 103 |
| 10. <u>Bills and Claims and Payroll Report</u> | 105 |
| Activity Fund Balance Report - Nov 2018 | 105 |
| Activity Report - Nov 2018 | 108 |
| Athletic Report - Nov 2018 | 109 |
| Bldg Fund Revenue Expense Report - Nov 2018 | 111 |

| | |
|--|-----|
| Expenditure Report - Nov 2018 | 113 |
| General Fund Revenue Report - Nov 2018 | 114 |
| Imprest Report - Nov 2018 | 117 |
| Income Expense Report - Nov 2018 | 118 |
| Payables - Dec 2018 | 124 |
| Payroll Report - Nov 2018 | 143 |
| SUI Expenditure Report - Nov 2018 | 144 |
| Treasurer Report - Nov 2018 | 192 |
| Treasurer Report - Oct 2018 | 193 |

11. Adjournment

The agenda sequence is provided as a courtesy only. The board reserves the right to consider each item in any sequence it deems appropriate. Therefore, we encourage visitors to attend the meeting from the beginning. As a result of a majority vote by the board, certain agenda items may be clearly necessary to discuss in executive session in order to protect the public interest or to prevent needless injury to the reputation of an individual, and if the individual has not requested a public meeting.

O'Neill Public Schools
Board of Education Regular School Board
Meeting Monday, November 12, 2018

Board Members

Jim Gotschall - President
Ellen Boshart - Vice President
Jim Wakefield - Vice President-Elect
Amy Jo Rowse - Member
Jim Sibbel - Member
Tom Stepp - Member

Board Secretary

Kathleen Marvin

Administrators

Amy Shane - Superintendent
Corey Fisher - High School Principal
Jim York - Elementary School Principal
Jill Brodersen - Elementary School Assistant Principal
Nick Hostert - Activities Director
Shannon Stelling - Special Education Director

Board Treasurer

Carol Hammerlun

Attendance Taken at 7:29 PM.

Ellen Boshart: Present
Jim Gotschall: Present
Amy Jo Rowse: Present
Jim Sibbel: Present
Tom Stepp: Present
Jim Wakefield: Present

1. Call to Order

The **regular board meeting** of the O'Neill Public School Board of Education was called to order by President Jim Gotschall at 7:30 pm, on Monday, November 12, 2018 at the Administrative Offices at 410 East Benton, O'Neill, Nebraska. This meeting was advertised in the Holt County Independent on November 1, 2018, over KBRX radio and posted at the school buildings, the school district website, and the O'Neill Post Office.

1.A. Roll Call

Administrators Jill Brodersen, Corey Fisher, Nick Hostert, Amy Shane, Shannon Stelling, and Jim York were present.

1.B. Excused/Unexcused Board Members

2. Pledge of Allegiance

The Pledge of Allegiance was recited.

3. Approve Meeting Agenda

A motion to approve the meeting agenda, passed with a motion made by Tom Stepp and seconded by Ellen Boshart.

Jim Wakefield: Yea, Ellen Boshart: Yea, Jim Gotschall: Yea, Amy Jo Rowse: Yea, Jim Sibbel: Yea, Tom Stepp: Yea
Yea: 6, Nay: 0

4. Approve Minutes of Previous Meeting(s)

A motion to approve the minutes of the regular meeting and the work session held on October 15, 2018, passed with a motion made by Tom Stepp and seconded by Amy Jo Rowse.

Ellen Boshart: Yea, Jim Gotschall: Yea, Amy Jo Rowse: Yea, Jim Sibbel: Yea, Tom Stepp: Yea, Jim Wakefield: Yea
Yea: 6, Nay: 0

5. Reception of Visitors

Visitors were welcomed and informed that this meeting was in compliance with the Nebraska Open Meetings Act which is posted on the south wall of the board room.

6. Oral and Written Communications

7. Old Business

- 7.A. Superintendent Evaluation
No action taken.
- 7.B. Building Project Update
Members were brought up to date on the most recent progress on the Jr. Sr. High building project.
- 7.C. Negotiations
The negotiations committee has met a couple of times with the teacher committee. No action taken.
- 7.D. Policy Updates
A motion to approve all policies that have been submitted as amended, passed with a motion made by Jim Sibbel and seconded by Amy Jo Rowse.
Jim Gotschall: Yea, Amy Jo Rowse: Yea, Jim Sibbel: Yea, Tom Stepp: Yea, Jim Wakefield: Yea, Ellen Boshart: Yea
Yea: 6, Nay: 0
 - 7.D.i. Policy #303.05 - Administrative Duties
 - 7.D.ii. Policy #402.09 - Recognition of Service of Employees and Others
 - 7.D.iii. Policy #403.02 - Child Abuse Reporting
 - 7.D.iv. Policy #404.06 - Harassment by Employees
 - 7.D.v. Policy #503.08 - Married Students or Students with Children
 - 7.D.vi. Policy #504.12 - Regulated Electronic Devices
 - 7.D.vii. Policy #504.18 - Harassment by Students
 - 7.D.viii. Policy #505.03 - Suspension and Expulsion of Students
 - 7.D.ix. Policy #603.01 - Curriculum Development
 - 7.D.x. Policy #604.14 - Reading Instruction and Improvement
 - 7.D.xi. Policy #716.00 - ESSA Non-Regulatory Business Requirements
 - 7.D.xii. Policy #802.07 - School Food Procurement
 - 7.D.xiii. Policy #1005.02 - Title I Parent and Family Member Engagement

8. New Business

- 8.A. O'Neill Public Schools 2017-2018 Audit
A motion to approve the 2018 audit, passed with a motion made by Amy Jo Rowse and seconded by Jim Sibbel.
Amy Jo Rowse: Yea, Jim Sibbel: Yea, Tom Stepp: Yea, Jim Wakefield: Yea, Ellen Boshart: Yea, Jim Gotschall: Yea
Yea: 6, Nay: 0
- 8.B. Multi-Cultural Report
The Multi-Cultural Report was reviewed. No action necessary.
- 8.C. Hearing Request
A motion to retain a hearing officer for the purpose of assisting the board in administering the hearing on December 3, 2018 at 5:00 pm as requested by Mark Hunt regarding the proposed cancellation of his employment; that the Board authorize the hearing officer to serve as

hearing officer in connection with Mr. Hunt's hearing; and that the Board authorize the hearing officer to dispose of all pre-hearing matters on the Board's behalf, passed with a motion made by Jim Sibbel and seconded by Amy Jo Rowse.

Jim Sibbel: Yea, Tom Stepp: Yea, Jim Wakefield: Yea, Ellen Boshart: Yea, Jim Gotschall: Yea,
Amy Jo Rowse: Yea

Yea: 6, Nay: 0

8.D. Option Enrollment Report.

No action necessary.

9. Administrative Reports

The administrative reports were presented.

10. Bills and Claims and Payroll Report

A motion to approve the bills and claims, and accept the payroll report, passed with a motion made by Amy Jo Rowse and seconded by Jim Sibbel.

Tom Stepp: Abstain (With Conflict), Jim Wakefield: Yea, Ellen Boshart: Yea, Jim Gotschall: Yea,
Amy Jo Rowse: Yea, Jim Sibbel: Yea

Yea: 5, Nay: 0, Abstain (With Conflict): 1

11. Adjournment

A motion to adjourn at 8:02 pm, passed with a motion made by Amy Jo Rowse and seconded by Ellen Boshart.

Jim Wakefield: Yea, Ellen Boshart: Yea, Jim Gotschall: Yea, Amy Jo Rowse: Yea, Jim Sibbel: Yea,
Tom Stepp: Yea

Yea: 6, Nay: 0



Kathleen Marvin

School Board Secretary Holt Co. Dist. #7

O'NEILL PUBLIC SCHOOLS
BOARD OF EDUCATION SPECIAL MEETING MINUTES
Monday, December 3, 2018

Board Members

Jim Gotschall - President
Ellen Boshart - Vice President
Jim Wakefield - Vice President-Elect
Amy Jo Rowse - Member
Jim Sibbel - Member
Tom Stepp - Member

Board Secretary

Kathleen Marvin

Administrators

Amy Shane - Superintendent
Corey Fisher - High School Principal
Jim York - Elementary School Principal
Jill Brodersen - Elementary School Assistant Principal
Nick Hostert - Activities Director
Shannon Stelling - Special Education Director

Board Treasurer

Carol Hammerlun

Attendance Taken at 4:59 PM.

Jim Sibbel: Absent
Ellen Boshart: Present
Jim Gotschall: Present
Amy Jo Rowse: Present
Tom Stepp: Present
Jim Wakefield: Present

1. Call to Order

The **special board meeting** of the O'Neill Public School Board of Education was called to order by President Jim Gotschall at 5:00 PM, on Monday, December 3, 2018 at the Administrative Offices at 410 East Benton, O'Neill, Nebraska. This meeting was posted at the school buildings, on the school district website, and at the O'Neill Post Office.

1.A. Roll Call

Superintendent Amy Shane and High School Principal Corey Fisher were present.

1.B. Excused/Unexcused Board Members

2. Pledge of Allegiance

The Pledge of Allegiance was recited.

3. Approve Meeting Agenda

A motion to approve the meeting agenda, passed with a motion by Amy Jo Rowse and a second by Tom Stepp.

Jim Sibbel: Absent, Ellen Boshart: Yea, Jim Gotschall: Yea, Amy Jo Rowse: Yea, Tom Stepp: Yea, Jim Wakefield: Yea

Yea: 5, Nay: 0, Absent: 1

4. Reception of Visitors

Visitors were welcomed and informed that this meeting was in compliance with the Nebraska Open Meetings Act which is posted on the south wall of the board room.

5. Oral and Written Communications

6. Old Business

7. New Business

7.A. Review and Ratification of Personnel Documents

A motion for the Board to enter closed session at 5:01 pm to discuss the ratification of personnel documents necessary to protect the public's interest and to maintain the attorney-client privilege passed with a motion by Amy Jo Rowse and a second by Ellen Boshart.

Jim Sibbel: Absent, Jim Gotschall: Yea, Amy Jo Rowse: Yea, Tom Stepp: Yea, Jim Wakefield: Yea, Ellen Boshart: Yea
Yea: 5, Nay: 0, Absent: 1

A motion to return to open session at 5:44 pm passed with a motion by Ellen Boshart and a second by Amy Jo Rowse.

Jim Sibbel: Absent, Ellen Boshart: Yea, Jim Gotschall: Yea, Amy Jo Rowse: Yea, Tom Stepp: Yea, Jim Wakefield: Yea
Yea: 5, Nay: 0, Absent: 1

A motion to ratify the personnel document entered into by Mark Hunt and Superintendent Shane passed with a motion by Jim Wakefield and a second by Amy Jo Rowse.

Jim Sibbel: Absent, Jim Gotschall: Yea, Amy Jo Rowse: Yea, Tom Stepp: Yea, Jim Wakefield: Yea, Ellen Boshart: Yea
Yea: 5, Nay: 0, Absent: 1

7.B. Acceptance of Personnel Resignation


A motion to accept Mark Hunt's resignation as submitted passed with a motion by Amy Jo Rowse and a second by Tom Stepp.

Jim Sibbel: Absent, Tom Stepp: Yea, Jim Wakefield: Yea, Ellen Boshart: Yea, Jim Gotschall: Yea, Amy Jo Rowse: Yea
Yea: 5, Nay: 0, Absent: 1

8. Adjournment

A motion to adjourn at 5:47 pm passed with a motion by Amy Jo Rowse and a second by Ellen Boshart.

Jim Sibbel: Absent, Jim Wakefield: Yea, Ellen Boshart: Yea, Jim Gotschall: Yea, Amy Jo Rowse: Yea, Tom Stepp: Yea
Yea: 5, Nay: 0, Absent: 1



Kathleen Marvin
School Board Secretary Holt Co. Dist. #7

Dear Mrs. Shane,

Thank you for helping support the trip to Lincoln for the UNL online mentor writing exchange. The trip is a highlight of the year that requires lots of support. Your assistance in making the day possible is greatly appreciated. All of us enjoyed the trip and also learned how to become a better writer. It is important that we develop our writing skills. It was a great time that couldn't have taken place without your help. Again, thank you for your support.

Sincerely,

Tucker Stagemeyer



Thank You!

Dear Mrs. Shane,

Thank you for letting us kids have a wonderful day in Lincoln. This day couldn't have happened without you and we are truly grateful. You are always so generous in letting us go on these events and you wouldn't let us miss them. I can't wait for the next trip that will come and I know that you will be kind enough to let us go. Again thank you for your generosity I cannot wait for college and when I know more about it I will for sure let you know.

Many thanks,

Sydney Young

Dear Mrs. Shane,

Thank you so much for allowing us to go to the writing exchange to meet our mentors. I like to write, and going to the UNL to meet my writing mentor, is something I will not forget. My writing mentor was a fantastic person to meet! As we spent more time together, we realized that we are alike. I learned different ways to expand my writing to make me a better writer. There are many great sites to see on campus. Seeing new things makes it easier to write about if you are writing about where you are like I was doing. In the future, I wish that we would have more time to write and see some places around us. Again, thank you for your generosity. This wouldn't of happened if it wasn't for you!

With many thanks from the 8th grade class,

Hailey Scofield



Thank you!

CELEBRATING SUCCESS

DREAM, BELIEVE, ACHIEVE...
IF YOU CAN AND YOU'RE HALFWAY THERE.

11)
Amy + School
Members,
Thank you so
much for continuing
to support the
mentoring
program in our 8th grade
students and
students studying

to become English
teachers. This is
our 10th year of
participating in the
online writing exchange!
I have students who
have graduated still
tell me what a positive
influence this has
had on their writing.
Thank you for making
this possible! J. Troester +
the 8th grade



Dear Mr. Fisher,

Thank you so much for letting the eighth grade class go to Lincoln for the writing exchange. Going to the University of Nebraska Lincoln helped me learn how to write on the spot and exposed me to a variety of writing. I truly believe that this trip will help me with future stories and reports. I am so grateful that you allowed us to go on this trip and just wanted to say thank you one more time.

Sincerely,
Kullen Cartella

THANK YOU.

kullencartella Monday, November 19, 2018 at 9:20:08 AM Central Standard Time 98:e0:d9:a3:d4:05

SOURCES AND USES OF FUNDS

O'NEILL EDUCATIONAL BUILDING CORPORATION
LEASE PURCHASE AGREEMENTS, SERIES 2018A, 2018B & 2018C
Combined Final Pricing Results - Ser 2018 @ 3.17%
+ Proposed Ser. 2019
Level Aggregate Debt Service starting FY 8/31/2024
[Preliminary]

| | Dated Date Delivery Date | 03/28/2018 03/28/2018 | 03/28/2018 03/28/2018 | 03/28/2018 03/28/2018 | 01/02/2019 01/02/2019 | |
|-------------------------------|-------------------------------------|----------------------------------|----------------------------------|----------------------------------|----------------------------------|---------------|
| Sources: | | Ser. 2018A | Ser. 2018B | Ser. 2018C | Ser. 2019 | Total |
| Lease Proceeds: | | | | | | |
| Par Amount | | 1,308,864.00 | 3,778,066.00 | 4,487,133.00 | 3,723,299.00 | 13,297,362.00 |
| | | 1,308,864.00 | 3,778,066.00 | 4,487,133.00 | 3,723,299.00 | 13,297,362.00 |
| Uses: | | Ser. 2018A | Ser. 2018B | Ser. 2018C | Ser. 2019 | Total |
| Project Fund Deposits: | | | | | | |
| Project 1 (partial equipment) | | 1,280,237.72 | | | | 1,280,237.72 |
| Project 2A, 2B, 2C | | | 3,694,656.43 | | | 3,694,656.43 |
| Project #4 | | | | 4,388,301.33 | | 4,388,301.33 |
| Project 2D | | | | | 3,641,098.51 | 3,641,098.51 |
| | | 1,280,237.72 | 3,694,656.43 | 4,388,301.33 | 3,641,098.51 | 13,004,293.99 |
| Cost of Issuance: | | | | | | |
| Placement Agent | | 19,632.96 | 56,670.99 | 67,307.00 | 55,849.49 | 199,460.44 |
| Lease Purchase Counsel | | 6,544.32 | 18,890.33 | 22,435.67 | 18,616.50 | 66,486.82 |
| Miscellaneous Closing Costs | | 2,449.00 | 777.50 | 777.50 | | 4,004.00 |
| Title Insurance | | | 7,070.75 | 8,311.50 | | 15,382.25 |
| Title Fees | | | | | 7,734.50 | 7,734.50 |
| | | 28,626.28 | 83,409.57 | 98,831.67 | 82,200.49 | 293,068.01 |
| | | 1,308,864.00 | 3,778,066.00 | 4,487,133.00 | 3,723,299.00 | 13,297,362.00 |

LEASE DEBT SERVICE

O'NEILL EDUCATIONAL BUILDING CORPORATION
LEASE PURCHASE AGREEMENTS, SERIES 2018A, 2018B & 2018C
Combined Final Pricing Results - Ser 2018 @ 3.17%
+ Proposed Ser. 2019
Level Aggregate Debt Service starting FY 8/31/2024
[Preliminary]

| Period Ending | Principal | Coupon | Interest | Debt Service | Annual Debt Service |
|------------------|---------------|--------|--------------|---------------|------------------------|
| 01/15/2019 | 258,042.01 | 3.170% | 241,955.19 | 499,997.20 | |
| 07/15/2019 | 284,016.00 | 3.170% | 221,514.71 | 505,530.71 | |
| 08/31/2019 | | | | | 1,005,527.91 |
| 01/15/2020 | 288,518.00 | 3.170% | 212,038.31 | 500,556.31 | |
| 07/15/2020 | 293,091.00 | 3.170% | 207,465.30 | 500,556.30 | |
| 08/31/2020 | | | | | 1,001,112.61 |
| 01/15/2021 | 1,057,946.00 | ** % | 202,819.80 | 1,260,765.80 | |
| 07/15/2021 | 1,074,124.00 | ** % | 185,952.69 | 1,260,076.69 | |
| 08/31/2021 | | | | | 2,520,842.49 |
| 01/15/2022 | 1,090,559.00 | ** % | 168,829.16 | 1,259,388.16 | |
| 07/15/2022 | 1,107,254.00 | ** % | 151,445.14 | 1,258,699.14 | |
| 08/31/2022 | | | | | 2,518,087.30 |
| 01/15/2023 | 1,124,213.99 | ** % | 133,796.49 | 1,258,010.48 | |
| 07/15/2023 | 1,141,443.00 | ** % | 115,879.04 | 1,257,322.04 | |
| 08/31/2023 | | | | | 2,515,332.52 |
| 01/15/2024 | 1,040,650.00 | ** % | 97,688.50 | 1,138,338.50 | |
| 07/15/2024 | 749,449.00 | ** % | 80,778.41 | 830,227.41 | |
| 08/31/2024 | | | | | 1,968,565.91 |
| 01/15/2025 | 1,227,327.00 | ** % | 68,483.88 | 1,295,810.88 | |
| 07/15/2025 | 625,381.00 | 3.700% | 47,373.49 | 672,754.49 | |
| 08/31/2025 | | | | | 1,968,565.37 |
| 01/02/2026 | 1,935,348.00 | 3.700% | 33,218.10 | 1,968,566.10 | |
| 08/31/2026 | | | | | 1,968,566.10 |
| | 13,297,362.00 | | 2,169,238.21 | 15,466,600.21 | 15,466,600.21 |

AGGREGATE DEBT SERVICE

**O'NEILL EDUCATIONAL BUILDING CORPORATION
LEASE PURCHASE AGREEMENTS, SERIES 2018A, 2018B & 2018C**

Combined Final Pricing Results - Ser 2018 @ 3.17%

+ Proposed Ser. 2019

Level Aggregate Debt Service starting FY 8/31/2024

[Preliminary]

| Date | Ser. 2018A Principal | Ser. 2018A Interest | Ser. 2018A Debt Service | Ser. 2018B Principal | Ser. 2018B Interest | Ser. 2018B Debt Service | Ser. 2018C Principal | Ser. 2018C Interest | Ser. 2018C Debt Service | Ser. 2019 Principal |
|------------|-------------------------|------------------------|----------------------------|-------------------------|------------------------|----------------------------|-------------------------|------------------------|----------------------------|------------------------|
| 01/15/2019 | 35,277 | 33,077.54 | 68,354.30 | 101,827 | 95,479.07 | 197,306.24 | 120,938 | 113,398.58 | 234,336.66 | |
| 07/15/2019 | 38,828 | 20,186.36 | 59,014.00 | 112,077 | 58,268.39 | 170,345.28 | 133,111 | 69,204.19 | 202,315.66 | |
| 08/31/2019 | | | | | | | | | | |
| 01/15/2020 | 39,443 | 19,570.94 | 59,014.05 | 113,853 | 56,491.97 | 170,345.41 | 135,221 | 67,094.37 | 202,315.82 | |
| 07/15/2020 | 40,068 | 18,945.77 | 59,014.05 | 115,658 | 54,687.39 | 170,345.41 | 137,365 | 64,951.11 | 202,315.81 | |
| 08/31/2020 | | | | | | | | | | |
| 01/15/2021 | 139,541 | 18,310.68 | 157,851.70 | 402,788 | 52,854.21 | 455,642.56 | 478,384 | 62,773.88 | 541,157.51 | 37,233 |
| 07/15/2021 | 141,753 | 16,098.96 | 157,851.66 | 409,172 | 46,470.01 | 455,642.44 | 485,966 | 55,191.50 | 541,157.37 | 37,233 |
| 08/31/2021 | | | | | | | | | | |
| 01/15/2022 | 144,000 | 13,852.18 | 157,851.70 | 415,658 | 39,984.63 | 455,642.55 | 493,669 | 47,488.94 | 541,157.50 | 37,233 |
| 07/15/2022 | 146,282 | 11,569.79 | 157,851.67 | 422,246 | 33,396.45 | 455,642.47 | 501,493 | 39,664.30 | 541,157.40 | 37,233 |
| 08/31/2022 | | | | | | | | | | |
| 01/15/2023 | 148,600 | 9,251.22 | 157,851.69 | 428,939 | 26,703.85 | 455,642.53 | 509,442 | 31,715.63 | 541,157.47 | 37,233 |
| 07/15/2023 | 150,956 | 6,895.90 | 157,851.74 | 435,738 | 19,905.18 | 455,642.68 | 517,517 | 23,640.98 | 541,157.64 | 37,233 |
| 08/31/2023 | | | | | | | | | | |
| 01/15/2024 | 120,817 | 4,503.25 | 125,320.69 | 348,742 | 12,998.74 | 361,741.06 | 414,194 | 15,438.34 | 429,632.58 | 156,896 |
| 07/15/2024 | 81,008 | 2,588.29 | 83,595.97 | 233,831 | 7,471.17 | 241,301.69 | 277,716 | 8,873.36 | 286,589.16 | 156,895 |
| 08/31/2024 | | | | | | | | | | |
| 01/15/2025 | 82,292 | 1,304.32 | 83,595.98 | 237,537 | 3,764.96 | 241,301.70 | 282,118 | 4,471.56 | 286,589.16 | 625,381 |
| 07/15/2025 | | | | | | | | | | 625,381 |
| 08/31/2025 | | | | | | | | | | |
| 01/02/2026 | | | | | | | | | | 1,935,348 |
| 08/31/2026 | | | | | | | | | | |
| | 1,308,864 | 176,155.20 | 1,485,019.20 | 3,778,066 | 508,476.02 | 4,286,542.02 | 4,487,133 | 603,906.74 | 5,091,039.74 | 3,723,299 |

AGGREGATE DEBT SERVICE

O'NEILL EDUCATIONAL BUILDING CORPORATION
LEASE PURCHASE AGREEMENTS, SERIES 2018A, 2018B & 2018C
Combined Final Pricing Results - Ser 2018 @ 3.17%
+ Proposed Ser. 2019
Level Aggregate Debt Service starting FY 8/31/2024
[Preliminary]

| Date | Ser. 2019 Interest | Ser. 2019 Debt Service | Aggregate Debt Service | Annual Total |
|------------|-----------------------|---------------------------|---------------------------|---------------|
| 01/15/2019 | | | 499,997.20 | |
| 07/15/2019 | 73,855.77 | 73,855.77 | 505,530.71 | |
| 08/31/2019 | | | | 1,005,527.91 |
| 01/15/2020 | 68,881.03 | 68,881.03 | 500,556.31 | |
| 07/15/2020 | 68,881.03 | 68,881.03 | 500,556.30 | |
| 08/31/2020 | | | | 1,001,112.61 |
| 01/15/2021 | 68,881.03 | 106,114.03 | 1,260,765.80 | |
| 07/15/2021 | 68,192.22 | 105,425.22 | 1,260,076.69 | |
| 08/31/2021 | | | | 2,520,842.49 |
| 01/15/2022 | 67,503.41 | 104,736.41 | 1,259,388.16 | |
| 07/15/2022 | 66,814.60 | 104,047.60 | 1,258,699.14 | |
| 08/31/2022 | | | | 2,518,087.30 |
| 01/15/2023 | 66,125.79 | 103,358.79 | 1,258,010.48 | |
| 07/15/2023 | 65,436.98 | 102,669.98 | 1,257,322.04 | |
| 08/31/2023 | | | | 2,515,332.52 |
| 01/15/2024 | 64,748.17 | 221,644.17 | 1,138,338.50 | |
| 07/15/2024 | 61,845.59 | 218,740.59 | 830,227.41 | |
| 08/31/2024 | | | | 1,968,565.91 |
| 01/15/2025 | 58,943.04 | 684,324.04 | 1,295,810.88 | |
| 07/15/2025 | 47,373.49 | 672,754.49 | 672,754.49 | |
| 08/31/2025 | | | | 1,968,565.37 |
| 01/02/2026 | 33,218.10 | 1,968,566.10 | 1,968,566.10 | |
| 08/31/2026 | | | | 1,968,566.10 |
| | 880,700.25 | 4,603,999.25 | 15,466,600.21 | 15,466,600.21 |

LEASE SUMMARY STATISTICS

O'NEILL EDUCATIONAL BUILDING CORPORATION
LEASE PURCHASE AGREEMENTS, SERIES 2018A, 2018B & 2018C
Combined Final Pricing Results - Ser 2018 @ 3.17%
+ Proposed Ser. 2019
Level Aggregate Debt Service starting FY 8/31/2024
[Preliminary]

| | |
|-----------------------------------|---------------|
| Earliest Dated Date | 03/28/2018 |
| Earliest Delivery Date | 03/28/2018 |
| First Coupon | 01/15/2019 |
| Last Maturity | 01/02/2026 |
| Arbitrage Yield | 3.357058% |
| True Interest Cost (TIC) | 3.357058% |
| Net Interest Cost (NIC) | 3.223982% |
| All-In TIC | 3.865180% |
| Average Coupon | 3.223982% |
| Average Life (years) | 5.060 |
| Weighted Average Maturity (years) | 4.847 |
| Par Amount | 13,297,362.00 |
| Lease Proceeds | 13,297,362.00 |
| Total Interest | 2,169,238.21 |
| Net Interest | 2,169,238.21 |
| Lease Years from Dated Date | 67,284,438.88 |
| Lease Years from Delivery Date | 67,284,438.88 |
| Total Debt Service | 15,466,600.21 |
| Maximum Annual Debt Service | 2,641,320.59 |
| Average Annual Debt Service | 1,992,833.24 |
| Underwriter's Fees (per \$1000) | |
| Average Takedown | |
| Other Fee | |
| Total Underwriter's Discount | 100.000000 |
| Bid Price | 100.000000 |

| Lease Component | Par Value | Price | Average Coupon | Average Life | Average Maturity Date | PV of 1 bp change |
|-----------------|---------------|---------|----------------|--------------|-----------------------|-------------------|
| Term Due 2025 | 9,574,063.00 | 100.000 | 3.170% | 4.246 | 06/25/2022 | 5,744.44 |
| Term Due 2026 | 3,723,299.00 | 100.000 | 3.700% | 6.393 | 08/18/2024 | 2,308.45 |
| | 13,297,362.00 | | | 4.847 | | 8,052.88 |

| | TIC | All-In TIC | Arbitrage Yield |
|----------------------------|---------------|---------------|-----------------|
| Par Value | 13,297,362.00 | 13,297,362.00 | 13,297,362.00 |
| + Accrued Interest | | | |
| + Premium (Discount) | | | |
| - Underwriter's Discount | | | |
| - Cost of Issuance Expense | | -293,068.01 | |
| - Other Amounts | | | |
| Target Value | 13,297,362.00 | 13,004,293.99 | 13,297,362.00 |
| Target Date | Multiple | Multiple | Multiple |
| Yield | 3.357058% | 3.865180% | 3.357058% |

CALL PROVISIONS AGGREGATE

**O'NEILL EDUCATIONAL BUILDING CORPORATION
LEASE PURCHASE AGREEMENTS, SERIES 2018A, 2018B & 2018C
Combined Final Pricing Results - Ser 2018 @ 3.17%
+ Proposed Ser. 2019
Level Aggregate Debt Service starting FY 8/31/2024
[Preliminary]**

Call Table:CALL

| Series Name | Call Date | Call Price |
|--------------------|------------------|-------------------|
| 18L249P1 | 03/28/2023 | 100.00 |
| 18L249P2 | 03/28/2023 | 100.00 |
| 18L249P3 | 03/28/2023 | 100.00 |
| 19LP26G | 01/02/2024 | 100.00 |

TAX LEVY REPORT -- AGGREGATE NET DEBT SERVICE

**O'NEILL EDUCATIONAL BUILDING CORPORATION
LEASE PURCHASE AGREEMENTS, SERIES 2018A, 2018B & 2018C
Combined Final Pricing Results - Ser 2018 @ 3.17%
+ Proposed Ser. 2019
Level Aggregate Debt Service starting FY 8/31/2024
[Preliminary]**

| Date | Debt Service | Net Levy | Assessed Valuation | Levy (cts per \$100) |
|-------------|---------------------|-----------------|-------------------------------|---------------------------------|
| 08/31/2018 | | | 1,039,871,009 | |
| 08/31/2019 | 1,005,527.91 | 1,005,527.91 | 1,039,871,009 | 0.096697 |
| 08/31/2020 | 1,001,112.61 | 1,001,112.61 | 1,039,871,009 | 0.096273 |
| 08/31/2021 | 2,520,842.49 | 2,520,842.49 | 1,039,871,009 | 0.242419 |
| 08/31/2022 | 2,518,087.30 | 2,518,087.30 | 1,039,871,009 | 0.242154 |
| 08/31/2023 | 2,515,332.52 | 2,515,332.52 | 1,039,871,009 | 0.241889 |
| 08/31/2024 | 1,968,565.91 | 1,968,565.91 | 1,039,871,009 | 0.189309 |
| 08/31/2025 | 1,968,565.37 | 1,968,565.37 | 1,039,871,009 | 0.189309 |
| 08/31/2026 | 1,968,566.10 | 1,968,566.10 | 1,039,871,009 | 0.189309 |
| | 15,466,600.21 | 15,466,600.21 | | |

SOURCES AND USES OF FUNDS

**O'NEILL EDUCATIONAL BUILDING CORPORATION
LEASE PURCHASE AGREEMENT, SERIES 2018A
\$1.309M Par (Project 1 - Equipment Breakout)
BQ, Non-Rated, 2025 Final Maturity, Level Debt Service
Final Pricing**

| | |
|---------------|------------|
| Dated Date | 03/28/2018 |
| Delivery Date | 03/28/2018 |

Sources:

| | |
|-----------------|--------------|
| <hr/> | |
| Lease Proceeds: | |
| Par Amount | 1,308,864.00 |
| <hr/> | |
| | 1,308,864.00 |
| <hr/> <hr/> | |

Uses:

| | |
|-------------------------------|--------------|
| <hr/> | |
| Project Fund Deposits: | |
| Project 1 (partial equipment) | 1,280,237.72 |
| Cost of Issuance: | |
| Placement Agent | 19,632.96 |
| Lease Purchase Counsel | 6,544.32 |
| Miscellaneous Closing Costs | 2,449.00 |
| | <hr/> |
| | 28,626.28 |
| <hr/> | |
| | 1,308,864.00 |
| <hr/> <hr/> | |

LEASE DEBT SERVICE

**O'NEILL EDUCATIONAL BUILDING CORPORATION
LEASE PURCHASE AGREEMENT, SERIES 2018A
\$1.309M Par (Project 1 - Equipment Breakout)
BQ, Non-Rated, 2025 Final Maturity, Level Debt Service
Final Pricing**

| Period Ending | Principal | Coupon | Interest | Debt Service | Annual Debt Service |
|------------------|---------------------|--------|-------------------|---------------------|------------------------|
| 01/15/2019 | 35,276.76 | 3.170% | 33,077.54 | 68,354.30 | |
| 07/15/2019 | 38,827.64 | 3.170% | 20,186.36 | 59,014.00 | |
| 08/31/2019 | | | | | 127,368.30 |
| 01/15/2020 | 39,443.11 | 3.170% | 19,570.94 | 59,014.05 | |
| 07/15/2020 | 40,068.28 | 3.170% | 18,945.77 | 59,014.05 | |
| 08/31/2020 | | | | | 118,028.10 |
| 01/15/2021 | 139,541.02 | 3.170% | 18,310.68 | 157,851.70 | |
| 07/15/2021 | 141,752.70 | 3.170% | 16,098.96 | 157,851.66 | |
| 08/31/2021 | | | | | 315,703.36 |
| 01/15/2022 | 143,999.52 | 3.170% | 13,852.18 | 157,851.70 | |
| 07/15/2022 | 146,281.88 | 3.170% | 11,569.79 | 157,851.67 | |
| 08/31/2022 | | | | | 315,703.37 |
| 01/15/2023 | 148,600.47 | 3.170% | 9,251.22 | 157,851.69 | |
| 07/15/2023 | 150,955.84 | 3.170% | 6,895.90 | 157,851.74 | |
| 08/31/2023 | | | | | 315,703.43 |
| 01/15/2024 | 120,817.44 | 3.170% | 4,503.25 | 125,320.69 | |
| 07/15/2024 | 81,007.68 | 3.170% | 2,588.29 | 83,595.97 | |
| 08/31/2024 | | | | | 208,916.66 |
| 01/15/2025 | 82,291.66 | 3.170% | 1,304.32 | 83,595.98 | |
| 08/31/2025 | | | | | 83,595.98 |
| | 1,308,864.00 | | 176,155.20 | 1,485,019.20 | 1,485,019.20 |

LEASE SUMMARY STATISTICS

O'NEILL EDUCATIONAL BUILDING CORPORATION LEASE PURCHASE AGREEMENT, SERIES 2018A \$1.309M Par (Project 1 - Equipment Breakout) BQ, Non-Rated, 2025 Final Maturity, Level Debt Service Final Pricing

| | |
|-----------------------------------|--------------|
| Dated Date | 03/28/2018 |
| Delivery Date | 03/28/2018 |
| First Coupon | 01/15/2019 |
| Last Maturity | 01/15/2025 |
| Arbitrage Yield | 3.357058% |
| True Interest Cost (TIC) | 3.167041% |
| Net Interest Cost (NIC) | 3.170000% |
| All-In TIC | 3.733526% |
| Average Coupon | 3.170000% |
| Average Life (years) | 4.246 |
| Weighted Average Maturity (years) | 4.246 |
| Duration of Issue (years) | 3.978 |
| Par Amount | 1,308,864.00 |
| Lease Proceeds | 1,308,864.00 |
| Total Interest | 176,155.20 |
| Net Interest | 176,155.20 |
| Lease Years from Dated Date | 5,556,946.31 |
| Lease Years from Delivery Date | 5,556,946.31 |
| Total Debt Service | 1,485,019.20 |
| Maximum Annual Debt Service | 315,703.36 |
| Average Annual Debt Service | 218,474.42 |
| Underwriter's Fees (per \$1000) | |
| Average Takedown | |
| Other Fee | |
| Total Underwriter's Discount | 100.000000 |
| Bid Price | 100.000000 |

| Lease Component | Par Value | Price | Average Coupon | Average Life | Average Maturity Date | PV of 1 bp change |
|-----------------|--------------|---------|----------------|--------------|-----------------------|-------------------|
| Term Due 2025 | 1,308,864.00 | 100.000 | 3.170% | 4.246 | 06/25/2022 | 785.32 |
| | 1,308,864.00 | | | 4.246 | | 785.32 |

| | TIC | All-In TIC | Arbitrage Yield |
|----------------------------|--------------|--------------|-----------------|
| Par Value | 1,308,864.00 | 1,308,864.00 | 1,308,864.00 |
| + Accrued Interest | | | |
| + Premium (Discount) | | | |
| - Underwriter's Discount | | | |
| - Cost of Issuance Expense | | -28,626.28 | |
| - Other Amounts | | | |
| Target Value | 1,308,864.00 | 1,280,237.72 | 1,308,864.00 |
| Target Date | 03/28/2018 | 03/28/2018 | 03/28/2018 |
| Yield | 3.167041% | 3.733526% | 3.357058% |

SOURCES AND USES OF FUNDS

**O'NEILL EDUCATIONAL BUILDING CORPORATION
LEASE PURCHASE AGREEMENT, SERIES 2018B
\$3.778M Par (Project 2A, 2B, 2C)
BQ, Non-Rated, 2025 Final Maturity, Level Debt Service
Final Pricing**

| | |
|---------------|------------|
| Dated Date | 03/28/2018 |
| Delivery Date | 03/28/2018 |

Sources:

| | |
|-----------------|--------------|
| <hr/> | |
| Lease Proceeds: | |
| Par Amount | 3,778,066.00 |
| | <hr/> |
| | 3,778,066.00 |
| | <hr/> <hr/> |

Uses:

| | |
|-----------------------------|---------------|
| <hr/> | |
| Project Fund Deposits: | |
| Project 2A, 2B, 2C | 3,694,656.43 |
| Cost of Issuance: | |
| Placement Agent | 56,670.99 |
| Lease Purchase Counsel | 18,890.33 |
| Title Insurance | 7,070.75 |
| Miscellaneous Closing Costs | <u>777.50</u> |
| | 83,409.57 |
| | <hr/> |
| | 3,778,066.00 |
| | <hr/> <hr/> |

LEASE DEBT SERVICE

**O'NEILL EDUCATIONAL BUILDING CORPORATION
LEASE PURCHASE AGREEMENT, SERIES 2018B
\$3.778M Par (Project 2A, 2B, 2C)
BQ, Non-Rated, 2025 Final Maturity, Level Debt Service
Final Pricing**

| Period Ending | Principal | Coupon | Interest | Debt Service | Annual Debt Service |
|------------------|---------------------|--------|-------------------|---------------------|------------------------|
| 01/15/2019 | 101,827.17 | 3.170% | 95,479.07 | 197,306.24 | |
| 07/15/2019 | 112,076.89 | 3.170% | 58,268.39 | 170,345.28 | |
| 08/31/2019 | | | | | 367,651.52 |
| 01/15/2020 | 113,853.44 | 3.170% | 56,491.97 | 170,345.41 | |
| 07/15/2020 | 115,658.02 | 3.170% | 54,687.39 | 170,345.41 | |
| 08/31/2020 | | | | | 340,690.82 |
| 01/15/2021 | 402,788.35 | 3.170% | 52,854.21 | 455,642.56 | |
| 07/15/2021 | 409,172.43 | 3.170% | 46,470.01 | 455,642.44 | |
| 08/31/2021 | | | | | 911,285.00 |
| 01/15/2022 | 415,657.92 | 3.170% | 39,984.63 | 455,642.55 | |
| 07/15/2022 | 422,246.02 | 3.170% | 33,396.45 | 455,642.47 | |
| 08/31/2022 | | | | | 911,285.02 |
| 01/15/2023 | 428,938.68 | 3.170% | 26,703.85 | 455,642.53 | |
| 07/15/2023 | 435,737.50 | 3.170% | 19,905.18 | 455,642.68 | |
| 08/31/2023 | | | | | 911,285.21 |
| 01/15/2024 | 348,742.32 | 3.170% | 12,998.74 | 361,741.06 | |
| 07/15/2024 | 233,830.52 | 3.170% | 7,471.17 | 241,301.69 | |
| 08/31/2024 | | | | | 603,042.75 |
| 01/15/2025 | 237,536.74 | 3.170% | 3,764.96 | 241,301.70 | |
| 08/31/2025 | | | | | 241,301.70 |
| | 3,778,066.00 | | 508,476.02 | 4,286,542.02 | 4,286,542.02 |

LEASE SUMMARY STATISTICS

O'NEILL EDUCATIONAL BUILDING CORPORATION LEASE PURCHASE AGREEMENT, SERIES 2018B \$3.778M Par (Project 2A, 2B, 2C) BQ, Non-Rated, 2025 Final Maturity, Level Debt Service Final Pricing

| | |
|-----------------------------------|---------------|
| Dated Date | 03/28/2018 |
| Delivery Date | 03/28/2018 |
| First Coupon | 01/15/2019 |
| Last Maturity | 01/15/2025 |
| Arbitrage Yield | 3.357058% |
| True Interest Cost (TIC) | 3.167041% |
| Net Interest Cost (NIC) | 3.170000% |
| All-In TIC | 3.738946% |
| Average Coupon | 3.170000% |
| Average Life (years) | 4.246 |
| Weighted Average Maturity (years) | 4.246 |
| Duration of Issue (years) | 3.978 |
| Par Amount | 3,778,066.00 |
| Lease Proceeds | 3,778,066.00 |
| Total Interest | 508,476.02 |
| Net Interest | 508,476.02 |
| Lease Years from Dated Date | 16,040,253.06 |
| Lease Years from Delivery Date | 16,040,253.06 |
| Total Debt Service | 4,286,542.02 |
| Maximum Annual Debt Service | 911,285.00 |
| Average Annual Debt Service | 630,631.44 |
| Underwriter's Fees (per \$1000) | |
| Average Takedown | |
| Other Fee | |
| Total Underwriter's Discount | 100.000000 |
| Bid Price | 100.000000 |

| Lease Component | Par Value | Price | Average Coupon | Average Life | Average Maturity Date | PV of 1 bp change |
|-----------------|--------------|---------|----------------|--------------|-----------------------|-------------------|
| Term Due 2025 | 3,778,066.00 | 100.000 | 3.170% | 4.246 | 06/25/2022 | 2,266.84 |
| | 3,778,066.00 | | | 4.246 | | 2,266.84 |

| | TIC | All-In TIC | Arbitrage Yield |
|----------------------------|--------------|--------------|-----------------|
| Par Value | 3,778,066.00 | 3,778,066.00 | 3,778,066.00 |
| + Accrued Interest | | | |
| + Premium (Discount) | | | |
| - Underwriter's Discount | | | |
| - Cost of Issuance Expense | | -83,409.57 | |
| - Other Amounts | | | |
| Target Value | 3,778,066.00 | 3,694,656.43 | 3,778,066.00 |
| Target Date | 03/28/2018 | 03/28/2018 | 03/28/2018 |
| Yield | 3.167041% | 3.738946% | 3.357058% |

SOURCES AND USES OF FUNDS

**O'NEILL EDUCATIONAL BUILDING CORPORATION
LEASE PURCHASE AGREEMENT, SERIES 2018C
\$4.155M Project (Project #4)
BQ, Non-Rated, 2025 Final Maturity, Level Debt Service
Final Pricing**

| | |
|---------------|------------|
| Dated Date | 03/28/2018 |
| Delivery Date | 03/28/2018 |

Sources:

| | |
|-----------------|--------------|
| <hr/> | |
| Lease Proceeds: | |
| Par Amount | 4,487,133.00 |
| | <hr/> |
| | 4,487,133.00 |
| | <hr/> <hr/> |

Uses:

| | |
|-----------------------------|---------------|
| <hr/> | |
| Project Fund Deposits: | |
| Project #4 | 4,388,301.33 |
| Cost of Issuance: | |
| Placement Agent | 67,307.00 |
| Lease Purchase Counsel | 22,435.67 |
| Title Insurance | 8,311.50 |
| Miscellaneous Closing Costs | <u>777.50</u> |
| | 98,831.67 |
| | <hr/> |
| | 4,487,133.00 |
| | <hr/> <hr/> |

LEASE DEBT SERVICE

O'NEILL EDUCATIONAL BUILDING CORPORATION
LEASE PURCHASE AGREEMENT, SERIES 2018C
\$4.155M Project (Project #4)
BQ, Non-Rated, 2025 Final Maturity, Level Debt Service
Final Pricing

| Period Ending | Principal | Coupon | Interest | Debt Service | Annual Debt Service |
|------------------|---------------------|--------|-------------------|---------------------|------------------------|
| 01/15/2019 | 120,938.08 | 3.170% | 113,398.58 | 234,336.66 | |
| 07/15/2019 | 133,111.47 | 3.170% | 69,204.19 | 202,315.66 | |
| 08/31/2019 | | | | | 436,652.32 |
| 01/15/2020 | 135,221.45 | 3.170% | 67,094.37 | 202,315.82 | |
| 07/15/2020 | 137,364.70 | 3.170% | 64,951.11 | 202,315.81 | |
| 08/31/2020 | | | | | 404,631.63 |
| 01/15/2021 | 478,383.63 | 3.170% | 62,773.88 | 541,157.51 | |
| 07/15/2021 | 485,965.87 | 3.170% | 55,191.50 | 541,157.37 | |
| 08/31/2021 | | | | | 1,082,314.88 |
| 01/15/2022 | 493,668.56 | 3.170% | 47,488.94 | 541,157.50 | |
| 07/15/2022 | 501,493.10 | 3.170% | 39,664.30 | 541,157.40 | |
| 08/31/2022 | | | | | 1,082,314.90 |
| 01/15/2023 | 509,441.84 | 3.170% | 31,715.63 | 541,157.47 | |
| 07/15/2023 | 517,516.66 | 3.170% | 23,640.98 | 541,157.64 | |
| 08/31/2023 | | | | | 1,082,315.11 |
| 01/15/2024 | 414,194.24 | 3.170% | 15,438.34 | 429,632.58 | |
| 07/15/2024 | 277,715.80 | 3.170% | 8,873.36 | 286,589.16 | |
| 08/31/2024 | | | | | 716,221.74 |
| 01/15/2025 | 282,117.60 | 3.170% | 4,471.56 | 286,589.16 | |
| 08/31/2025 | | | | | 286,589.16 |
| | 4,487,133.00 | | 603,906.74 | 5,091,039.74 | 5,091,039.74 |

LEASE SUMMARY STATISTICS

O'NEILL EDUCATIONAL BUILDING CORPORATION LEASE PURCHASE AGREEMENT, SERIES 2018C \$4.155M Project (Project #4) BQ, Non-Rated, 2025 Final Maturity, Level Debt Service Final Pricing

| | |
|-----------------------------------|---------------|
| Dated Date | 03/28/2018 |
| Delivery Date | 03/28/2018 |
| First Coupon | 01/15/2019 |
| Last Maturity | 01/15/2025 |
| Arbitrage Yield | 3.357058% |
| True Interest Cost (TIC) | 3.167041% |
| Net Interest Cost (NIC) | 3.170000% |
| All-In TIC | 3.737586% |
| Average Coupon | 3.170000% |
| Average Life (years) | 4.246 |
| Weighted Average Maturity (years) | 4.246 |
| Duration of Issue (years) | 3.978 |
| Par Amount | 4,487,133.00 |
| Lease Proceeds | 4,487,133.00 |
| Total Interest | 603,906.74 |
| Net Interest | 603,906.74 |
| Lease Years from Dated Date | 19,050,685.87 |
| Lease Years from Delivery Date | 19,050,685.87 |
| Total Debt Service | 5,091,039.74 |
| Maximum Annual Debt Service | 1,082,314.87 |
| Average Annual Debt Service | 748,988.27 |
| Underwriter's Fees (per \$1000) | |
| Average Takedown | |
| Other Fee | |
| Total Underwriter's Discount | 100.000000 |
| Bid Price | 100.000000 |

| Lease Component | Par Value | Price | Average Coupon | Average Life | Average Maturity Date | PV of 1 bp change |
|-----------------|--------------|---------|----------------|--------------|-----------------------|-------------------|
| Term Due 2025 | 4,487,133.00 | 100.000 | 3.170% | 4.246 | 06/25/2022 | 2,692.28 |
| | 4,487,133.00 | | | 4.246 | | 2,692.28 |

| | TIC | All-In TIC | Arbitrage Yield |
|----------------------------|--------------|--------------|-----------------|
| Par Value | 4,487,133.00 | 4,487,133.00 | 4,487,133.00 |
| + Accrued Interest | | | |
| + Premium (Discount) | | | |
| - Underwriter's Discount | | | |
| - Cost of Issuance Expense | | -98,831.67 | |
| - Other Amounts | | | |
| Target Value | 4,487,133.00 | 4,388,301.33 | 4,487,133.00 |
| Target Date | 03/28/2018 | 03/28/2018 | 03/28/2018 |
| Yield | 3.167041% | 3.737586% | 3.357058% |

SOURCES AND USES OF FUNDS

**O'NEILL EDUCATIONAL BUILDING CORPORATION
LEASE PURCHASE AGREEMENT, SERIES 2019
\$3.723M Par
BQ, Non-Rated, 2026 Final Maturity, Level Debt Service
[Preliminary - for discussion only]**

| | |
|---------------|------------|
| Dated Date | 01/02/2019 |
| Delivery Date | 01/02/2019 |

Sources:

| | |
|-----------------|--------------|
| <hr/> | |
| Lease Proceeds: | |
| Par Amount | 3,723,299.00 |
| <hr/> | |
| | 3,723,299.00 |
| <hr/> <hr/> | |

Uses:

| | |
|------------------------|-----------------|
| <hr/> | |
| Project Fund Deposits: | |
| Project 2D | 3,641,098.51 |
| Cost of Issuance: | |
| Placement Agent | 55,849.49 |
| Lease Purchase Counsel | 18,616.50 |
| Title Fees | 7,734.50 |
| | <hr/> 82,200.49 |
| <hr/> | |
| | 3,723,299.00 |
| <hr/> <hr/> | |

LEASE DEBT SERVICE

**O'NEILL EDUCATIONAL BUILDING CORPORATION
LEASE PURCHASE AGREEMENT, SERIES 2019
\$3.723M Par
BQ, Non-Rated, 2026 Final Maturity, Level Debt Service
[Preliminary - for discussion only]**

| Period Ending | Principal | Coupon | Interest | Debt Service | Annual Debt Service |
|------------------|-----------|--------|------------|--------------|------------------------|
| 07/15/2019 | | | 73,855.77 | 73,855.77 | |
| 08/31/2019 | | | | | 73,855.77 |
| 01/15/2020 | | | 68,881.03 | 68,881.03 | |
| 07/15/2020 | | | 68,881.03 | 68,881.03 | |
| 08/31/2020 | | | | | 137,762.06 |
| 01/15/2021 | 37,233 | 3.700% | 68,881.03 | 106,114.03 | |
| 07/15/2021 | 37,233 | 3.700% | 68,192.22 | 105,425.22 | |
| 08/31/2021 | | | | | 211,539.25 |
| 01/15/2022 | 37,233 | 3.700% | 67,503.41 | 104,736.41 | |
| 07/15/2022 | 37,233 | 3.700% | 66,814.60 | 104,047.60 | |
| 08/31/2022 | | | | | 208,784.01 |
| 01/15/2023 | 37,233 | 3.700% | 66,125.79 | 103,358.79 | |
| 07/15/2023 | 37,233 | 3.700% | 65,436.98 | 102,669.98 | |
| 08/31/2023 | | | | | 206,028.77 |
| 01/15/2024 | 156,896 | 3.700% | 64,748.17 | 221,644.17 | |
| 07/15/2024 | 156,895 | 3.700% | 61,845.59 | 218,740.59 | |
| 08/31/2024 | | | | | 440,384.76 |
| 01/15/2025 | 625,381 | 3.700% | 58,943.04 | 684,324.04 | |
| 07/15/2025 | 625,381 | 3.700% | 47,373.49 | 672,754.49 | |
| 08/31/2025 | | | | | 1,357,078.53 |
| 01/02/2026 | 1,935,348 | 3.700% | 33,218.10 | 1,968,566.10 | |
| 08/31/2026 | | | | | 1,968,566.10 |
| | 3,723,299 | | 880,700.25 | 4,603,999.25 | 4,603,999.25 |

LEASE SUMMARY STATISTICS

O'NEILL EDUCATIONAL BUILDING CORPORATION LEASE PURCHASE AGREEMENT, SERIES 2019 \$3.723M Par

**BQ, Non-Rated, 2026 Final Maturity, Level Debt Service
[Preliminary - for discussion only]**

| | |
|-----------------------------------|---------------|
| Earliest Dated Date | 01/02/2019 |
| Earliest Delivery Date | 01/02/2019 |
| First Coupon | 07/15/2019 |
| Last Maturity | 01/02/2026 |
| Arbitrage Yield | 3.357058% |
| True Interest Cost (TIC) | 3.699852% |
| Net Interest Cost (NIC) | 3.700000% |
| All-In TIC | 4.096955% |
| Average Coupon | 3.700000% |
| Average Life (years) | 6.393 |
| Weighted Average Maturity (years) | 6.393 |
| Par Amount | 3,723,299.00 |
| Lease Proceeds | 3,723,299.00 |
| Total Interest | 880,700.25 |
| Net Interest | 880,700.25 |
| Lease Years from Dated Date | 23,802,709.40 |
| Lease Years from Delivery Date | 23,802,709.40 |
| Total Debt Service | 4,603,999.25 |
| Maximum Annual Debt Service | 2,641,320.59 |
| Average Annual Debt Service | 657,714.18 |
| Underwriter's Fees (per \$1000) | |
| Average Takedown | |
| Other Fee | |
| ----- | |
| Total Underwriter's Discount | |
| Bid Price | 100.000000 |

| Lease Component | Par Value | Price | Average Coupon | Average Life | Average Maturity Date | PV of 1 bp change |
|-----------------|--------------|---------|----------------|--------------|-----------------------|-------------------|
| Term Due 2026 | 3,723,299.00 | 100.000 | 3.700% | 6.393 | 05/25/2025 | 2,308.45 |
| | 3,723,299.00 | | | 6.393 | | 2,308.45 |

| | TIC | All-In TIC | Arbitrage Yield |
|----------------------------|--------------|--------------|-----------------|
| Par Value | 3,723,299.00 | 3,723,299.00 | 3,723,299.00 |
| + Accrued Interest | | | |
| + Premium (Discount) | | | |
| - Underwriter's Discount | | | |
| - Cost of Issuance Expense | | -82,200.49 | |
| - Other Amounts | | | |
| Target Value | 3,723,299.00 | 3,641,098.51 | 3,723,299.00 |
| Target Date | Multiple | Multiple | Multiple |
| Yield | 3.699852% | 4.096955% | 3.357058% |

CALL PROVISIONS

O'NEILL EDUCATIONAL BUILDING CORPORATION
LEASE PURCHASE AGREEMENT, SERIES 2019
\$3.723M Par
BQ, Non-Rated, 2026 Final Maturity, Level Debt Service
[Preliminary - for discussion only]

Call Table: CALL

| <u>Call Date</u> | <u>Call Price</u> |
|------------------|-------------------|
| 01/02/2024 | 100.00 |

TAX LEVY REPORT -- NET DEBT SERVICE

O'NEILL EDUCATIONAL BUILDING CORPORATION
LEASE PURCHASE AGREEMENT, SERIES 2019
\$3.723M Par
BQ, Non-Rated, 2026 Final Maturity, Level Debt Service
[Preliminary - for discussion only]

| Date | Debt Service | Net Levy | Assessed Valuation | Levy (cts per \$100) |
|-------------|---------------------|---------------------|---------------------------|-----------------------------|
| 08/31/2018 | | | 1,039,871,009 | |
| 08/31/2019 | 73,855.77 | 73,855.77 | 1,039,871,009 | 0.007102 |
| 08/31/2020 | 137,762.06 | 137,762.06 | 1,039,871,009 | 0.013248 |
| 08/31/2021 | 211,539.25 | 211,539.25 | 1,039,871,009 | 0.020343 |
| 08/31/2022 | 208,784.01 | 208,784.01 | 1,039,871,009 | 0.020078 |
| 08/31/2023 | 206,028.77 | 206,028.77 | 1,039,871,009 | 0.019813 |
| 08/31/2024 | 440,384.76 | 440,384.76 | 1,039,871,009 | 0.042350 |
| 08/31/2025 | 1,357,078.53 | 1,357,078.53 | 1,039,871,009 | 0.130505 |
| 08/31/2026 | 1,968,566.10 | 1,968,566.10 | 1,039,871,009 | 0.189309 |
| | 4,603,999.25 | 4,603,999.25 | | |

| School Name | 2018-19 Salary | Insurance | Pre-K -12 Enrollment | |
|------------------|----------------|----------------------------|----------------------|---------------|
| WEST HOLT | \$125,500.00 | \$900 Deductible | 445 | |
| PIERCE | \$127,590.00 | \$1,500 Deductible | 653 | |
| BATTLE CREEK | \$135,000.00 | Doesn't Take | 438 | |
| BOONE CENTRAL | \$136,800.00 | \$900 Deductible | 599 | |
| ORD | \$140,000.00 | \$900 Deductible | 593 | |
| AINSWORTH | \$141,000.00 | \$750 Deductible | 443 | |
| O'NEILL | \$142,000.00 | \$3,500 HSA | 832 | |
| MADISON | \$143,571.00 | \$1,150 Deductible | 513 | |
| NEBRASKA UNIFIED | \$147,455.00 | \$900 Deductible | 448 | |
| | | | | |
| | | | | |
| | | | | |
| | | Recommended Salary 2019-20 | \$144,500.00 | 1.8% Increase |
| | | Difference from 2018-19 | \$2,500 | |

NEBRASKA DEPARTMENT OF EDUCATION
SCHOOL DISTRICT AND ESU SALARY REPORT

School Year: 2018–2019

SUPERINTENDENT, ASSISTANT SUPERINTENDENT, CHIEF ADMINISTRATOR

As Of: 11/2/2018

| Name | Email Address | Education Attained | Total Exp | System Exp | Salary | Add Comp | Benefits |
|------------------------------|---------------------------------|--------------------|-----------|------------|---------------------------------|----------|----------|
| Controlling District | Contracted | | FTE | | | | |
| Assigned Location | Agency ID | Position | | | Email Address | | |
| ADLER, MARK | mark_adler@ralstonschools.org | SPECIALIST (EDS) | | Total: 28 | | | |
| RALSTON PUBLIC SCHOOLS | | Y | | System: 11 | 207,100 | 0 | 51,344 |
| RALSTON PUBLIC SCHOOLS | 28-0054-000 | SUPERINTENDENT | 1.00 | | mark_adler@ralstonschools.org | | |
| Ahrends, Kirk | Kirk.Ahrends@walthillschool.org | MASTERS DEGREE | | Total: 30 | | | |
| WALTHILL PUBLIC SCHOOLS | | Y | | System: 1 | 100,000 | 0 | 34,399 |
| WALTHILL PUBLIC SCHOOLS | 87-0013-000 | SUPERINTENDENT | 1.00 | | Kirk.Ahrends@walthillschool.org | | |
| ALEXANDER, JASON | jalexander@bpsnebr.org | SPECIALIST (EDS) | | Total: 1 | | | |
| BEATRICE PUBLIC SCHOOLS | | Y | | System: 1 | 160,000 | 2,400 | 33,491 |
| BEATRICE PUBLIC SCHOOLS | 34-0015-000 | SUPERINTENDENT | 1.00 | | jalexander@bpsnebr.org | | |
| Alexander, Shane | salexander@blfdbees.org | SPECIALIST (EDS) | | Total: 29 | | | |
| BLOOMFIELD COMMUNITY SCHOOLS | | Y | | System: 6 | 115,000 | 0 | 24,093 |
| BLOOMFIELD COMMUNITY SCHOOLS | 54-0586-000 | SUPERINTENDENT | 0.60 | | salexander@blfdbees.org | | |
| BLOOMFIELD JR-SR HIGH SCHOOL | 54-0586-001 | PRINCIPAL | 0.40 | | | | |
| Anderson, Jeff | janders@fullerton.esu7.org | DOCTORATE | | Total: 34 | | | |
| FULLERTON PUBLIC SCHOOLS | | Y | | System: 25 | 148,500 | 0 | 33,304 |
| FULLERTON PUBLIC SCHOOLS | 63-0001-000 | SUPERINTENDENT | 1.00 | | janders@fullerton.esu7.org | | |
| Apple, Michael | mikeapple@opsd.org | SPECIALIST (EDS) | | Total: 32 | | | |
| OGALLALA PUBLIC SCHOOLS | | Y | | System: 3 | 154,000 | 0 | 48,439 |
| OGALLALA PUBLIC SCHOOLS | 51-0001-000 | SUPERINTENDENT | 1.00 | | mikeapple@opsd.org | | |

| Name | Email Address | Education Attained | Total Exp | | | |
|--|---------------------------------|--------------------|------------|---------------------------------|----------|----------|
| Controlling District | | Contracted | System Exp | Salary | Add Comp | Benefits |
| Assigned Location | Agency ID | Position | FTE | Email Address | | |
| Applegate, Joel | joel.applegate@cozadschools.net | DOCTORATE | Total: 26 | | | |
| COZAD COMMUNITY SCHOOLS | | Y | System: 6 | 153,000 | 0 | 49,005 |
| COZAD COMMUNITY SCHOOLS | 24-0011-000 | SUPERINTENDENT | 1.00 | joel.applegate@cozadschools.net | | |
| Arlt, Darron | darlt@plainviewschools.org | DOCTORATE | Total: 29 | | | |
| PLAINVIEW PUBLIC SCHOOLS | | Y | System: 3 | 124,200 | 16,686 | 21,770 |
| PLAINVIEW PUBLIC SCHOOLS | 70-0005-000 | SUPERINTENDENT | 1.00 | darlt@plainviewschools.org | | |
| Ashton, Michael | Mwashton@archomaha.org | DOCTORATE | Total: 29 | | | |
| ALL SAINTS CATHOLIC SCHOOL | | N | System: 2 | | | |
| ALL SAINTS CATHOLIC SCHOOL | 28-0709-000 | SUPERINTENDENT | 0.01 | Mwashton@archomaha.org | | |
| ARCHBISHOP BERGAN ELEMENTARY | | N | System: 2 | | | |
| ARCHBISHOP BERGAN ELEMENTARY | 27-0706-000 | SUPERINTENDENT | 1.00 | | | |
| ARCHBISHOP BERGAN SCHOOL | | N | System: 2 | | | |
| ARCHBISHOP BERGAN SCHOOL | 27-0701-000 | SUPERINTENDENT | 1.00 | | | |
| CEDAR CATHOLIC HIGH SCHOOL | | N | System: 2 | | | |
| CEDAR CATHOLIC HIGH SCHOOL | 14-0702-000 | SUPERINTENDENT | 0.01 | | | |
| CHRIST THE KING CATHOLIC SCH | | N | System: 2 | | | |
| CHRIST THE KING CATHOLIC SCH | 28-0712-000 | SUPERINTENDENT | 0.01 | | | |
| CREIGHTON PREPARATORY SCHOOL | | N | System: 2 | | | |
| CREIGHTON PREPARATORY SCHOOL | 28-0713-000 | SUPERINTENDENT | 0.01 | | | |
| DANIEL J GROSS CATHOLIC HIGH | | N | System: 2 | | | |
| DANIEL J GROSS CATHOLIC HIGH | 77-0703-000 | SUPERINTENDENT | 0.01 | | | |
| DUCHESNE ACADEMY | | N | System: 2 | | | |
| DUCHESNE ACADEMY | 28-0716-000 | SUPERINTENDENT | 0.01 | | | |
| EAST CATHOLIC ELEMENTARY SCH | | N | System: 2 | | | |
| EAST CATHOLIC ELEMENTARY SCH | 14-0704-000 | SUPERINTENDENT | 0.01 | | | |
| GUARDIAN ANGELS CENTRAL CATHOLIC SCHOOLS | | N | System: 2 | | | |
| GUARDIAN ANGELS CENTRAL CATHOLIC SCHOOLS | 20-0710-000 | SUPERINTENDENT | 0.01 | | | |

| Name | Email Address | Education Attained | Total Exp | System Exp | Salary | Add Comp | Benefits |
|-----------------------------------|-------------------|--------------------|---------------------|------------|---------------|----------|-----------|
| Controlling District | Assigned Location | Agency ID | Contracted Position | FTE | Email Address | | |
| HOLY CROSS CATHOLIC SCHOOL | | | N | | | | System: 2 |
| HOLY CROSS CATHOLIC SCHOOL | 28-0720-000 | | SUPERINTENDENT | 0.01 | | | |
| HOLY NAME ELEMENTARY SCHOOL | | | N | | | | System: 0 |
| HOLY NAME ELEMENTARY SCHOOL | 28-0722-002 | | DEPARTMENT HEAD | 0.01 | | | |
| HOLY TRINITY ELEMENTARY SCHOOL | | | N | | | | System: 2 |
| HOLY TRINITY ELEMENTARY SCHOOL | 14-0701-000 | | SUPERINTENDENT | 0.01 | | | |
| HOWELLS COMMUNITY CATHOLIC SCHOOL | | | N | | | | System: 2 |
| HOWELLS COMMUNITY CATHOLIC SCHOOL | 19-0704-000 | | SUPERINTENDENT | 0.01 | | | |
| JESUIT ACADEMY | | | N | | | | System: 2 |
| JESUIT ACADEMY | 28-0702-000 | | SUPERINTENDENT | 0.01 | | | |
| MARIAN HIGH SCHOOL | | | N | | | | System: 2 |
| MARIAN HIGH SCHOOL | 28-0726-000 | | SUPERINTENDENT | 0.01 | | | |
| MARY OUR QUEEN ELEM SCHOOL | | | N | | | | System: 2 |
| MARY OUR QUEEN ELEM SCHOOL | 28-0727-000 | | SUPERINTENDENT | 0.01 | | | |
| MT MICHAEL BENEDICTINE H S | | | N | | | | System: 2 |
| MT MICHAEL BENEDICTINE H S | 28-0733-000 | | SUPERINTENDENT | 0.01 | | | |
| OUR LADY OF LOURDES ELEM SCH | | | N | | | | System: 2 |
| OUR LADY OF LOURDES ELEM SCH | 28-0736-000 | | SUPERINTENDENT | 0.01 | | | |
| POPE JOHN XXIII HIGH SCHOOL | | | N | | | | System: 2 |
| POPE JOHN XXIII HIGH SCHOOL | 02-0702-000 | | SUPERINTENDENT | 0.01 | | | |
| RONCALLI CATHOLIC HIGH SCHOOL | | | N | | | | System: 3 |
| RONCALLI CATHOLIC HIGH SCHOOL | 28-0740-000 | | SUPERINTENDENT | 0.01 | | | |
| SCOTUS CENTRAL CATHOLIC | | | N | | | | System: 2 |
| SCOTUS CENTRAL CATHOLIC | 71-0705-000 | | SUPERINTENDENT | 0.01 | | | |
| ST ANTHONY ELEMENTARY SCHOOL | | | N | | | | System: 2 |
| ST ANTHONY ELEMENTARY SCHOOL | 71-0702-000 | | SUPERINTENDENT | 0.01 | | | |
| ST AUGUSTINE ELEMENTARY SCHOOL | | | N | | | | System: 2 |
| ST AUGUSTINE ELEMENTARY SCHOOL | 87-0701-000 | | SUPERINTENDENT | 0.01 | | | |
| ST BERNADETTE ELEMENTARY SCH | | | N | | | | System: 2 |
| ST BERNADETTE ELEMENTARY SCH | 77-0702-000 | | SUPERINTENDENT | 0.01 | | | |

| Name | Email Address | Education Attained | Total Exp | System Exp | Salary | Add Comp | Benefits |
|----------------------|--------------------------------|--------------------|---------------------|------------|---------------|----------|----------|
| Controlling District | Assigned Location | Agency ID | Contracted Position | FTE | Email Address | | |
| | ST BONAVENTURE ELEM SCHOOL | | N | | System: 2 | | |
| | ST BONAVENTURE ELEM SCHOOL | 71-0703-000 | SUPERINTENDENT | 0.01 | | | |
| | ST BONIFACE ELEMENTARY SCHOOL | | N | | System: 2 | | |
| | ST BONIFACE ELEMENTARY SCHOOL | 02-0701-000 | SUPERINTENDENT | 0.01 | | | |
| | ST ISIDORE ELEMENTARY SCHOOL | | N | | System: 2 | | |
| | ST ISIDORE ELEMENTARY SCHOOL | 71-0704-000 | SUPERINTENDENT | 0.01 | | | |
| | ST JAMES-SETON ELEMENTARY SCH | | N | | System: 2 | | |
| | ST JAMES-SETON ELEMENTARY SCH | 28-0752-000 | SUPERINTENDENT | 0.01 | | | |
| | ST JOAN OF ARC ELEMENTARY SCH | | N | | System: 2 | | |
| | ST JOAN OF ARC ELEMENTARY SCH | 28-0753-000 | SUPERINTENDENT | 0.01 | | | |
| | ST JOSEPH'S ELEMENTARY SCHOOL | | N | | System: 2 | | |
| | ST JOSEPH'S ELEMENTARY SCHOOL | 45-0703-000 | SUPERINTENDENT | 0.01 | | | |
| | ST JOSEPH'S ELEMENTARY SCHOOL | 45-0703-001 | PRINCIPAL | 0.01 | | | |
| | ST MARGARET MARY ELEM SCHOOL | | N | | System: 2 | | |
| | ST MARGARET MARY ELEM SCHOOL | 28-0755-000 | SUPERINTENDENT | 0.01 | | | |
| | ST MARY ELEMENTARY SCHOOL | | N | | System: 2 | | |
| | ST MARY ELEMENTARY SCHOOL | 77-0701-000 | SUPERINTENDENT | 0.01 | | | |
| | ST MARY'S CATHOLIC SCHOOL | | N | | System: 2 | | |
| | ST MARY'S CATHOLIC SCHOOL | 90-0702-000 | SUPERINTENDENT | 0.01 | | | |
| | ST MARY'S SCHOOLS | | N | | System: 2 | | |
| | ST MARY'S SCHOOLS | 45-0701-000 | SUPERINTENDENT | 0.01 | | | |
| | ST MATTHEW THE EVANGELIST SCH | | N | | System: 2 | | |
| | ST MATTHEW THE EVANGELIST SCH | 77-0706-000 | SUPERINTENDENT | 1.00 | | | |
| | ST MICHAEL ELEMENTARY SCHOOL | | N | | System: 2 | | |
| | ST MICHAEL ELEMENTARY SCHOOL | 22-0701-000 | SUPERINTENDENT | 0.01 | | | |
| | ST MICHAEL'S ELEMENTARY SCHOOL | | N | | System: 2 | | |
| | ST MICHAEL'S ELEMENTARY SCHOOL | 06-0701-000 | SUPERINTENDENT | 0.01 | | | |
| | ST PATRICK'S CATHOLIC SCHOOL | | N | | System: 2 | | |
| | ST PATRICK'S CATHOLIC SCHOOL | 28-0723-000 | SUPERINTENDENT | 0.01 | | | |
| | ST PHILIP NERI ELEM SCHOOL | | N | | System: 2 | | |
| | ST PHILIP NERI ELEM SCHOOL | 28-0760-000 | SUPERINTENDENT | 0.01 | | | |

| Name | Email Address | Education Attained | Total Exp | System Exp | Salary | Add Comp | Benefits |
|-------------------------------|-------------------------------|--------------------|---------------------|------------|-------------------------------|----------|----------|
| Controlling District | Assigned Location | Agency ID | Contracted Position | FTE | Email Address | | |
| ST PIUS X / ST LEO ELEMENTARY | | | N | | System: 2 | | |
| ST PIUS X / ST LEO ELEMENTARY | 28-0761-000 | | SUPERINTENDENT | 0.01 | | | |
| ST ROBERT BELLARMINE ELEM | | | N | | System: 2 | | |
| ST ROBERT BELLARMINE ELEM | 28-0763-000 | | SUPERINTENDENT | 0.01 | | | |
| ST STEPHEN THE MARTYR SCHOOL | | | N | | System: 2 | | |
| ST STEPHEN THE MARTYR SCHOOL | 28-0708-000 | | SUPERINTENDENT | 0.01 | | | |
| ST THOMAS MORE ELEM SCHOOL | | | N | | System: 2 | | |
| ST THOMAS MORE ELEM SCHOOL | 28-0765-000 | | SUPERINTENDENT | 0.01 | | | |
| ST VINCENT DE PAUL ELEMENTARY | | | N | | System: 2 | | |
| ST VINCENT DE PAUL ELEMENTARY | 28-0729-000 | | SUPERINTENDENT | 0.01 | | | |
| ST WENCESLAUS ELEM SCHOOL | | | N | | System: 2 | | |
| ST WENCESLAUS ELEM SCHOOL | 27-0704-000 | | SUPERINTENDENT | 0.01 | | | |
| STS PETER & PAUL ELEM SCHOOL | | | N | | System: 2 | | |
| STS PETER & PAUL ELEM SCHOOL | 28-0759-000 | | SUPERINTENDENT | 0.01 | | | |
| WEST CATHOLIC ELEMENTARY SCH | | | N | | System: 2 | | |
| WEST CATHOLIC ELEMENTARY SCH | 14-0703-000 | | SUPERINTENDENT | 0.01 | | | |
| Aten, Mark | mark.aten@overtoneagles.org | | SPECIALIST (EDS) | | Total: 31 | | |
| OVERTON PUBLIC SCHOOLS | | | Y | | System: 31 | 125,000 | 0 21,000 |
| OVERTON PUBLIC SCHOOLS | 24-0004-000 | | SUPERINTENDENT | 1.00 | mark.aten@overtoneagles.org | | |
| Barnes, Greg | greg.barnes@esu11.org | | DOCTORATE | | Total: 32 | | |
| EDUCATIONAL SERVICE UNIT 11 | | | Y | | System: 2 | 191,300 | 0 33,531 |
| EDUCATIONAL SERVICE UNIT 11 | 00-0011-000 | | CHIEF ADMINISTRATOR | 1.00 | greg.barnes@esu11.org | | |
| Becker, Thomas | tbecker@rockcountyschools.org | | SPECIALIST (EDS) | | Total: 42 | | |
| ROCK COUNTY PUBLIC SCHOOLS | | | Y | | System: 6 | 117,500 | 0 13,816 |
| ROCK COUNTY PUBLIC SCHOOLS | 75-0100-000 | | SUPERINTENDENT | 1.00 | tbecker@rockcountyschools.org | | |

| Name | Email Address | Education Attained | Total Exp | | | |
|------------------------------|---|--------------------------|------------|---|----------|----------|
| Controlling District | | Contracted | System Exp | Salary | Add Comp | Benefits |
| Assigned Location | Agency ID | Position | FTE | Email Address | | |
| Bejot, Mark | mbejot@wakefieldschools.org | SPECIALIST (EDS) | Total: 27 | | | |
| WAKEFIELD PUBLIC SCHOOLS | | Y | System: 8 | 121,500 | 0 | 34,871 |
| WAKEFIELD PUBLIC SCHOOLS | 90-0560-000 | SUPERINTENDENT | 1.00 | mbejot@wakefieldschools.org | | |
| BERAN, RICHARD | rberan@gpsne.org | DOCTORATE | Total: 38 | | | |
| GRETNA PUBLIC SCHOOLS | | Y | System: 23 | 170,408 | 0 | 47,249 |
| GRETNA PUBLIC SCHOOLS | 77-0037-000 | ASSISTANT SUPERINTENDENT | 1.00 | rberan@gpsne.org | | |
| Berniklau, Jacqueline | Jacquejbest@berniklaueducationsolutionsteam.com | SPECIALIST (EDS) | Total: 41 | | | |
| BERNIKLAU ED SOLUTIONS TEAM | | N | System: 23 | | | |
| BERNIKLAU ED SOLUTIONS TEAM | 55-0759-000 | SUPERINTENDENT | 0.25 | Jacquejbest@berniklaueducationsolutionsteam.com | | |
| BERNIKLAU ED SOLUTIONS TEAM | 55-0759-001 | PRINCIPAL | 0.50 | | | |
| BERNIKLAU ED SOLUTIONS TEAM | 55-0759-001 | TEACHER | 0.25 | | | |
| Best, Bradley | bbest@heartlandschools.net | SPECIALIST (EDS) | Total: 36 | | | |
| HEARTLAND COMMUNITY SCHOOLS | | Y | System: 7 | 148,000 | 0 | 46,944 |
| HEARTLAND COMMUNITY SCHOOLS | 93-0096-000 | SUPERINTENDENT | 1.00 | bbest@heartlandschools.net | | |
| Bird, Daniel | dan.bird@burwellpublicschools.com | SPECIALIST (EDS) | Total: 35 | | | |
| BURWELL PUBLIC SCHOOLS | | Y | System: 23 | 133,600 | 0 | 40,050 |
| BURWELL PUBLIC SCHOOLS | 36-0100-000 | SUPERINTENDENT | 1.00 | dan.bird@burwellpublicschools.com | | |
| Bohlken, Joel | jbohlken@palmer.esu7.org | DOCTORATE | Total: 28 | | | |
| PALMER PUBLIC SCHOOLS | | Y | System: 6 | 131,931 | 0 | 21,285 |
| PALMER PUBLIC SCHOOLS | 61-0049-000 | SUPERINTENDENT | 1.00 | jbohlken@palmer.esu7.org | | |

| Name | Email Address | Education Attained | Total Exp | | | |
|--------------------------------|-------------------------------|--------------------|------------|---------------|----------|----------|
| Controlling District | | Contracted | System Exp | Salary | Add Comp | Benefits |
| Assigned Location | Agency ID | Position | FTE | Email Address | | |
| Boldt, Galen | galen.boldt@jccentral.org | | | | | |
| | | | | | | |
| JOHNSON CO CENTRAL PUBLIC SCHS | | Y | | | | |
| JOHNSON CO CENTRAL PUBLIC SCHS | 49-0050-000 | SUPERINTENDENT | 1.00 | | | |
| | | | | | | |
| Boyer, Chad | cboyer@igators.org | | | | | |
| | | | | | | |
| WISNER-PILGER PUBLIC SCHOOLS | | Y | | | | |
| WISNER-PILGER PUBLIC SCHOOLS | 20-0030-000 | SUPERINTENDENT | 1.00 | | | |
| | | | | | | |
| Brown, Jason | jason.brown@maywoodtigers.org | | | | | |
| | | | | | | |
| MAYWOOD PUBLIC SCHOOLS | | Y | | | | |
| MAYWOOD PUBLIC SCHOOLS | 32-0046-000 | SUPERINTENDENT | 0.50 | | | |
| MAYWOOD ELEMENTARY SCHOOL | 32-0046-002 | PRINCIPAL | 0.50 | | | |
| | | | | | | |
| Brown, Michael | mbrown@boydcounty.org | | | | | |
| | | | | | | |
| BOYD COUNTY SCHOOLS | | Y | | | | |
| BOYD COUNTY SCHOOLS | 08-0051-000 | SUPERINTENDENT | 1.00 | | | |
| | | | | | | |
| Browne, Evelyn | evelyn.browne@bcszone.org | | | | | |
| | | | | | | |
| BANNER COUNTY PUBLIC SCHOOLS | | Y | | | | |
| BANNER COUNTY PUBLIC SCHOOLS | 04-0001-000 | SUPERINTENDENT | 1.00 | | | |
| | | | | | | |
| Buller, Brad | bbuller@sdarockets.org | | | | | |
| | | | | | | |
| SYRACUSE-DUNBAR-AVOCA SCHOOLS | | Y | | | | |
| SYRACUSE-DUNBAR-AVOCA SCHOOLS | 66-0027-000 | SUPERINTENDENT | 1.00 | | | |
| | | | | | | |
| Burback, Lindsey | lbeaudette@ehpirates.org | | | | | |
| | | | | | | |
| EMERSON-HUBBARD PUBLIC SCHOOLS | | Y | | | | |
| EMERSON-HUBBARD PUBLIC SCHOOLS | 26-0561-000 | SUPERINTENDENT | 0.50 | | | |
| EMERSON-HUBBARD ELEMENTARY SCH | 26-0561-002 | PRINCIPAL | 0.50 | | | |

| Name | Email Address | Education Attained | Total Exp | | | |
|------------------------------------|-----------------------------------|---------------------------|------------|-----------------------------------|----------|----------|
| Controlling District | | Contracted | System Exp | Salary | Add Comp | Benefits |
| Assigned Location | Agency ID | Position | FTE | Email Address | | |
| Burrell, Cheryl | cburrell@winnebagok12.org | MASTERS DEGREE | Total: 29 | | | |
| WINNEBAGO PUBLIC SCHOOLS | | Y | System: 24 | 50,000 | 500 | 500 |
| WINNEBAGO PUBLIC SCHOOLS | 87-0017-000 | ASSISTANT SUPERINTENDENT | 1.00 | cburrell@winnebagok12.org | | |
| Calvert, Paul | p.calver@esu15.org | SPECIALIST (EDS) | Total: 30 | | | |
| EDUCATIONAL SERVICE UNIT 15 | | Y | System: 10 | 161,583 | 0 | 49,276 |
| EDUCATIONAL SERVICE UNIT 15 | 00-0015-000 | CHIEF ADMINISTRATOR | 1.00 | p.calver@esu15.org | | |
| Cerny, Jon | jcerny@esu2.org | DOCTORATE | Total: 37 | | | |
| BANCROFT-ROSALIE COMM SCHOOLS | | Y | System: 37 | 154,060 | 0 | 42,750 |
| BANCROFT-ROSALIE COMM SCHOOLS | 20-0020-000 | SUPERINTENDENT | 0.50 | jcerny@esu2.org | | |
| BANCROFT-ROSALIE ELEMENTARY SCHOOL | 20-0020-006 | PRINCIPAL | 0.50 | | | |
| CHICK, KEVIN | kchick@mpsomaha.org | SPECIALIST (EDS) | Total: 27 | | | |
| MILLARD PUBLIC SCHOOLS | | Y | System: 27 | 162,307 | 18,002 | 45,258 |
| MILLARD PUBLIC SCHOOLS | 28-0017-000 | ASSISTANT SUPERINTENDENT | 1.00 | kchick@mpsomaha.org | | |
| CHRISTIANSEN, JEREMY | jeremy.christiansen@lccschool.org | SPECIALIST (EDS) | Total: 24 | | | |
| LAUREL-CONCORD-COLERIDGE SCHOOL | | Y | System: 1 | 120,000 | 0 | 41,880 |
| LAUREL-CONCORD-COLERIDGE SCHOOL | 14-0054-000 | SUPERINTENDENT | 1.00 | jeremy.christiansen@lccschool.org | | |
| Clark, Trudy | tclark@bdstorm.org | DOCTORATE | Total: 34 | | | |
| BRUNING-DAVENPORT UNIFIED SYS | | Y | System: 15 | 118,000 | 0 | 146,291 |
| BRUNING-DAVENPORT UNIFIED SYS | 85-2001-000 | SUPERINTENDENT | 1.00 | tclark@bdstorm.org | | |
| Cody, Tim | supttimcody@gmail.com | MASTERS DEGREE PLUS HOURS | Total: 15 | | | |
| MINATARE PUBLIC SCHOOLS | | Y | System: 12 | 96,550 | 0 | 16,416 |
| MINATARE PUBLIC SCHOOLS | 79-0002-000 | SUPERINTENDENT | 1.00 | supttimcody@gmail.com | | |

| Name | Email Address | Education Attained | Total Exp | | | |
|--------------------------------|-------------------------------------|-----------------------------|------------|-------------------------------------|----------|----------|
| Controlling District | | Contracted | System Exp | Salary | Add Comp | Benefits |
| Assigned Location | Agency ID | Position | FTE | Email Address | | |
| Coffey, Sadie | scoffey@longhornpower.org | MASTERS DEGREE PLUS HOURS | Total: 10 | | | |
| SHICKLEY PUBLIC SCHOOLS | | Y | System: 1 | 107,000 | 0 | 10,000 |
| SHICKLEY PUBLIC SCHOOLS | 30-0054-000 | SUPERINTENDENT | 0.70 | scoffey@longhornpower.org | | |
| SHICKLEY PUBLIC SCHOOLS | 30-0054-000 | PROGRAM SUPERVISOR/DIRECTOR | 0.15 | | | |
| SHICKLEY ELEMENTARY SCHOOL | 30-0054-002 | PRINCIPAL | 0.15 | | | |
| Cogswell, Curtis | ccogswell@mcjmustangs.org | DOCTORATE | Total: 35 | | | |
| MC COOL JUNCTION PUBLIC SCHS | | Y | System: 17 | 163,426 | 0 | 29,166 |
| MC COOL JUNCTION PUBLIC SCHS | 93-0083-000 | SUPERINTENDENT | 0.50 | ccogswell@mcjmustangs.org | | |
| MC COOL JUNCTION ELEM SCHOOL | 93-0083-002 | PRINCIPAL | 0.50 | | | |
| Collins, Raymond | ray.collins@wilberclatonia.org | SPECIALIST (EDS) | Total: 37 | | | |
| WILBER-CLATONIA PUBLIC SCHOOLS | | Y | System: 9 | 138,000 | 0 | 45,234 |
| WILBER-CLATONIA PUBLIC SCHOOLS | 76-0082-000 | SUPERINTENDENT | 1.00 | ray.collins@wilberclatonia.org | | |
| Conradt, Candace | candace.conradt@fpsflyers.org | DOCTORATE | Total: 43 | | | |
| FRANKLIN PUBLIC SCHOOLS | | Y | System: 4 | 122,914 | 0 | 38,378 |
| FRANKLIN PUBLIC SCHOOLS | 31-0506-000 | SUPERINTENDENT | 1.00 | candace.conradt@fpsflyers.org | | |
| Cruickshank, Gregg | greggcruickshank@homerknights.org | SPECIALIST (EDS) | Total: 34 | | | |
| HOMER COMMUNITY SCHOOLS | | Y | System: 2 | 160,000 | 0 | 28,044 |
| HOMER COMMUNITY SCHOOLS | 22-0031-000 | SUPERINTENDENT | 1.00 | greggcruickshank@homerknights.org | | |
| Cumpston, Joshua | joshcumpston@silverlakemustangs.org | SPECIALIST (EDS) | Total: 22 | | | |
| SILVER LAKE PUBLIC SCHOOLS | | Y | System: 1 | 12,000 | 0 | 30,546 |
| SILVER LAKE PUBLIC SCHOOLS | 01-0123-000 | SUPERINTENDENT | 1.00 | joshcumpston@silverlakemustangs.org | | |

| Name | Email Address | Education Attained | Total Exp | | | |
|-------------------------------|------------------------------------|---------------------------|------------|------------------------------------|----------|----------|
| Controlling District | | Contracted | System Exp | Salary | Add Comp | Benefits |
| Assigned Location | Agency ID | Position | FTE | Email Address | | |
| Cyza , Fr Mark | fr.mark-cyza@cdolinc.net | MASTERS DEGREE PLUS HOURS | Total: 15 | | | |
| NEBRASKA CITY LOURDES CENTRAL | | N | System: 13 | | | |
| NEBRASKA CITY LOURDES CENTRAL | 66-0701-000 | CHIEF ADMINISTRATOR | 0.50 | fr.mark-cyza@cdolinc.net | | |
| LOURDES CENTRAL HIGH SCHOOL | 66-0701-001 | TEACHER | 0.10 | | | |
| LOURDES CENTRAL MIDDLE SCHOOL | 66-0701-004 | PRINCIPAL | 0.40 | | | |
| Dack, Delbert | del.dack@paxtonschools.org | SPECIALIST (EDS) | Total: 30 | | | |
| PAXTON CONSOLIDATED SCHOOLS | | Y | System: 18 | 132,000 | 0 | 45,178 |
| PAXTON CONSOLIDATED SCHOOLS | 51-0006-000 | SUPERINTENDENT | 1.00 | del.dack@paxtonschools.org | | |
| Dahl, Corey | cdahl@croftonwarriors.org | SPECIALIST (EDS) | Total: 26 | | | |
| CROFTON COMMUNITY SCHOOLS | | Y | System: 4 | 127,432 | 0 | 45,060 |
| CROFTON COMMUNITY SCHOOLS | 54-0096-000 | SUPERINTENDENT | 1.00 | cdahl@croftonwarriors.org | | |
| Dahlberg, Blake | blake.dahlberg@thedfordschools.org | SPECIALIST (EDS) | Total: 19 | | | |
| THEDFORD PUBLIC SCHOOLS | | Y | System: 1 | 115,000 | 1,600 | 39,818 |
| THEDFORD PUBLIC SCHOOLS | 86-0001-000 | SUPERINTENDENT | 0.50 | blake.dahlberg@thedfordschools.org | | |
| THEDFORD HIGH SCHOOL | 86-0001-001 | PRINCIPAL | 0.25 | | | |
| THEDFORD ELEM ATTENDANCE CNTR | 86-0001-003 | PRINCIPAL | 0.25 | | | |
| Daniels, Kari | kdaniels@santeeschools.org | SPECIALIST (EDS) | Total: 2 | | | |
| SANTEE COMMUNITY SCHOOLS | | Y | System: 2 | 120,000 | 0 | 36,033 |
| SANTEE COMMUNITY SCHOOLS | 54-0505-000 | SUPERINTENDENT | 1.00 | kdaniels@santeeschools.org | | |
| Davis, Jane | jane.davis@hspanthers.org | SPECIALIST (EDS) | Total: 34 | | | |
| HERSHEY PUBLIC SCHOOLS | | Y | System: 34 | 147,500 | 0 | 46,152 |
| HERSHEY PUBLIC SCHOOLS | 56-0037-000 | SUPERINTENDENT | 1.00 | jane.davis@hspanthers.org | | |

| Name | Email Address | Education Attained | Total Exp | | | |
|-----------------------------|-----------------------------------|--------------------------|------------|-----------------------------------|----------|----------|
| Controlling District | | Contracted | System Exp | Salary | Add Comp | Benefits |
| Assigned Location | Agency ID | Position | FTE | Email Address | | |
| Davis, Jon | jon.davis@almacardinals.org | SPECIALIST (EDS) | Total: 33 | | | |
| ALMA PUBLIC SCHOOLS | | Y | System: 27 | 141,088 | 0 | 46,842 |
| ALMA PUBLIC SCHOOLS | 42-0002-000 | SUPERINTENDENT | 0.70 | jon.davis@almacardinals.org | | |
| ALMA ELEMENTARY AT ALMA | 42-0002-002 | PRINCIPAL | 0.30 | | | |
| Denker, Chad | denker@dcscouts.org | SPECIALIST (EDS) | Total: 23 | | | |
| DAVID CITY PUBLIC SCHOOLS | | Y | System: 6 | 135,000 | 0 | 45,692 |
| DAVID CITY PUBLIC SCHOOLS | 12-0056-000 | SUPERINTENDENT | 1.00 | denker@dcscouts.org | | |
| Derr, Michael | mderr@harvardcardinals.org | SPECIALIST (EDS) | Total: 23 | | | |
| HARVARD PUBLIC SCHOOLS | | Y | System: 9 | 135,850 | 600 | 24,500 |
| HARVARD PUBLIC SCHOOLS | 18-0011-000 | SUPERINTENDENT | 0.50 | mderr@harvardcardinals.org | | |
| HARVARD HIGH SCHOOL | 18-0011-001 | MEDIA SPECIALIST | 0.05 | | | |
| HARVARD ELEMENTARY SCHOOL | 18-0011-002 | PRINCIPAL | 0.25 | | | |
| HARVARD ELEMENTARY SCHOOL | 18-0011-002 | MEDIA SPECIALIST | 0.10 | | | |
| HARVARD MIDDLE SCHOOL | 18-0011-003 | MEDIA SPECIALIST | 0.10 | | | |
| Deturk, Theodore | tdeturk@esu2.org | DOCTORATE | Total: 28 | | | |
| EDUCATIONAL SERVICE UNIT 02 | | Y | System: 5 | 190,172 | 0 | 33,314 |
| EDUCATIONAL SERVICE UNIT 02 | 00-0002-000 | CHIEF ADMINISTRATOR | 1.00 | tdeturk@esu2.org | | |
| Dewaard, Timothy | tim.dewaard@centennialbroncos.org | SPECIALIST (EDS) | Total: 33 | | | |
| CENTENNIAL PUBLIC SCHOOLS | | Y | System: 12 | 159,175 | 0 | 52,480 |
| CENTENNIAL PUBLIC SCHOOLS | 80-0567-000 | SUPERINTENDENT | 1.00 | tim.dewaard@centennialbroncos.org | | |
| Dexter, Robin | rdexter@gips.org | DOCTORATE | Total: 34 | | | |
| GRAND ISLAND PUBLIC SCHOOLS | | Y | System: 10 | 187,360 | 0 | 32,280 |
| GRAND ISLAND PUBLIC SCHOOLS | 40-0002-000 | ASSISTANT SUPERINTENDENT | 1.00 | rdexter@gips.org | | |

| Name | Email Address | Education Attained | Total Exp | | | |
|--------------------------------|--------------------------------|--------------------|------------|--------------------------------|----------|----------|
| Controlling District | | Contracted | System Exp | Salary | Add Comp | Benefits |
| Assigned Location | Agency ID | Position | FTE | Email Address | | |
| Dietz, Carl | carl.dietz@whfalcons.org | SPECIALIST (EDS) | Total: 19 | | | |
| WILCOX-HILDRETH PUBLIC SCHOOLS | | Y | System: 2 | 135,000 | 0 | 10,328 |
| WILCOX-HILDRETH PUBLIC SCHOOLS | 50-0001-000 | SUPERINTENDENT | 0.50 | carl.dietz@whfalcons.org | | |
| Dodson , Kevin | k.dodson@npcschools.org | SPECIALIST (EDS) | Total: 24 | | | |
| NORTH PLATTE CATHOLIC SCHOOLS | | N | System: 20 | | | |
| NORTH PLATTE CATHOLIC SCHOOLS | 56-0702-000 | SUPERINTENDENT | 1.00 | k.dodson@npcschools.org | | |
| Dolliver, Jason | jadolli1@penderschools.org | DOCTORATE | Total: 16 | | | |
| PENDER PUBLIC SCHOOLS | | Y | System: 13 | 126,150 | 0 | 57,461 |
| PENDER PUBLIC SCHOOLS | 87-0001-000 | SUPERINTENDENT | 0.50 | jadolli1@penderschools.org | | |
| PENDER ELEMENTARY SCHOOL | 87-0001-003 | PRINCIPAL | 0.50 | | | |
| Dunn, Sammy | sam.dunn@loomiswolves.org | SPECIALIST (EDS) | Total: 32 | | | |
| LOOMIS PUBLIC SCHOOLS | | Y | System: 6 | 97,431 | 0 | 37,414 |
| LOOMIS PUBLIC SCHOOLS | 69-0055-000 | SUPERINTENDENT | 1.00 | sam.dunn@loomiswolves.org | | |
| Edmundson, Sherri | sherriedmundson@htrstitans.org | SPECIALIST (EDS) | Total: 33 | | | |
| HUMBOLDT TABLE ROCK STEINAUER | | Y | System: 4 | 120,000 | 0 | 28,620 |
| HUMBOLDT TABLE ROCK STEINAUER | 74-0070-000 | SUPERINTENDENT | 1.00 | sherriedmundson@htrstitans.org | | |
| Edwards, Jeffrey | jedwards@nebcityps.org | DOCTORATE | Total: 26 | | | |
| NEBRASKA CITY PUBLIC SCHOOLS | | Y | System: 11 | 172,487 | 0 | 50,664 |
| NEBRASKA CITY PUBLIC SCHOOLS | 66-0111-000 | SUPERINTENDENT | 1.00 | jedwards@nebcityps.org | | |
| Edwards, Kent | kenedwards@kearneycats.com | DOCTORATE | Total: 34 | | | |
| KEARNEY PUBLIC SCHOOLS | | Y | System: 6 | 243,510 | 0 | 42,965 |
| KEARNEY PUBLIC SCHOOLS | 10-0007-000 | SUPERINTENDENT | 1.00 | kenedwards@kearneycats.com | | |

| Name | Email Address | Education Attained | Total Exp | | | |
|---|---------------------------------|--|------------|---------------------------------|----------|----------|
| Controlling District | | Contracted | System Exp | Salary | Add Comp | Benefits |
| Assigned Location | Agency ID | Position | FTE | Email Address | | |
| Ehler, Rodney Jay | jay.ehler@raidermail.org | MASTERS DEGREE | Total: 13 | | | |
| SIDNEY PUBLIC SCHOOLS | | Y | System: 13 | 149,000 | 0 | 46,628 |
| SIDNEY PUBLIC SCHOOLS | 17-0001-000 | SUPERINTENDENT | 1.00 | jay.ehler@raidermail.org | | |
| Ehlers, Alan | aehlers@esu8.org | SPECIALIST (EDS) | Total: 25 | | | |
| MADISON PUBLIC SCHOOLS | | Y | System: 7 | 143,571 | 780 | 45,545 |
| MADISON PUBLIC SCHOOLS | 59-0001-000 | SUPERINTENDENT | 1.00 | aehlers@esu8.org | | |
| Endorf, Daniel | dendorf@nbtigers.org | DOCTORATE | Total: 24 | | | |
| NORTH BEND CENTRAL PUBLIC SCHS | | Y | System: 9 | 152,038 | 5,000 | 50,380 |
| NORTH BEND CENTRAL PUBLIC SCHS | 27-0595-000 | SUPERINTENDENT | 1.00 | dendorf@nbtigers.org | | |
| Erickson, Geraldine | gerickson17@esu17.org | SPECIALIST (EDS) | Total: 31 | | | |
| EDUCATIONAL SERVICE UNIT 17 | | Y | System: 17 | 151,502 | 0 | 25,778 |
| EDUCATIONAL SERVICE UNIT 17 | 00-0017-000 | CHIEF ADMINISTRATOR | 0.82 | gerickson17@esu17.org | | |
| VALENTINE ELEMENTARY SCHOOL | 16-0006-002 | SPED TEACHER COLLABORATING/CO-TEACHING | 0.18 | | | |
| Ernst, Mark | mernst@hdcjags.org | BACHELORS DEGREE PLUS 30 HOURS | Total: 15 | | | |
| HOWELLS-DODGE CONSOLIDATED SCHOOLS | | Y | System: 4 | 115,000 | 0 | 30,734 |
| HOWELLS-DODGE CONSOLIDATED SCHOOLS | 19-0070-000 | SUPERINTENDENT | 0.70 | mernst@hdcjags.org | | |
| HOWELLS-DODGE ELEMENTARY SCHOOL/HOWELLS | 19-0070-002 | PRINCIPAL | 0.15 | | | |
| HOWELLS-DODGE ELEMENTARY SCHOOL/DODGE | 19-0070-003 | PRINCIPAL | 0.15 | | | |
| Ernstmeyer , Scott | sernstmeyer@lincolnlutheran.org | SPECIALIST (EDS) | Total: 22 | | | |
| LINCOLN LUTHERAN MS/SR HIGH | | N | System: 22 | | | |
| LINCOLN LUTHERAN MS/SR HIGH | 55-0706-000 | SUPERINTENDENT | 1.00 | sernstmeyer@lincolnlutheran.org | | |

| Name | Email Address | Education Attained | Total Exp | | | |
|------------------------------|-------------------------------|---------------------------|------------|-------------------------------|----------|----------|
| Controlling District | | Contracted | System Exp | Salary | Add Comp | Benefits |
| Assigned Location | Agency ID | Position | FTE | Email Address | | |
| ESHLEMAN, TAMI | teshleman@npspsd.org | MASTERS DEGREE PLUS HOURS | Total: 23 | | | |
| NORTH PLATTE PUBLIC SCHOOLS | | Y | System: 23 | 153,189 | 0 | 25,314 |
| NORTH PLATTE PUBLIC SCHOOLS | 56-0001-000 | ASSISTANT SUPERINTENDENT | 1.00 | teshleman@npspsd.org | | |
| Farber, Andrew | afarber@lpslions.org | MASTERS DEGREE PLUS HOURS | Total: 25 | | | |
| LOUISVILLE PUBLIC SCHOOLS | | Y | System: 4 | 132,000 | 0 | 21,580 |
| LOUISVILLE PUBLIC SCHOOLS | 13-0032-000 | SUPERINTENDENT | 1.00 | afarber@lpslions.org | | |
| Fehringer, Daniel | dfehringer@winnebagok12.org | SPECIALIST (EDS) | Total: 31 | | | |
| WINNEBAGO PUBLIC SCHOOLS | | Y | System: 20 | 50,000 | 500 | 500 |
| WINNEBAGO PUBLIC SCHOOLS | 87-0017-000 | SUPERINTENDENT | 1.00 | dfehringer@winnebagok12.org | | |
| Fields, Josh | josh.fields@sewardschools.org | DOCTORATE | Total: 21 | | | |
| SEWARD PUBLIC SCHOOLS | | Y | System: 7 | 149,600 | 0 | 47,297 |
| SEWARD PUBLIC SCHOOLS | 80-0009-000 | SUPERINTENDENT | 1.00 | josh.fields@sewardschools.org | | |
| Finkey, Kevin | kfinkey@semmustangs.org | SPECIALIST (EDS) | Total: 32 | | | |
| SUMNER-EDDYVILLE-MILLER SCHS | | Y | System: 4 | 115,296 | 0 | 30,000 |
| SUMNER-EDDYVILLE-MILLER SCHS | 24-0101-000 | SUPERINTENDENT | 0.60 | kfinkey@semmustangs.org | | |
| ELEMENTARY SCHOOL AT SUMNER | 24-0101-002 | PRINCIPAL | 0.40 | | | |
| Finley, Wade | wade.finley@litchfieldps.org | SPECIALIST (EDS) | Total: 30 | | | |
| LITCHFIELD PUBLIC SCHOOLS | | Y | System: 3 | 100,000 | 0 | 39,528 |
| LITCHFIELD PUBLIC SCHOOLS | 82-0015-000 | SUPERINTENDENT | 1.00 | wade.finley@litchfieldps.org | | |
| Fisher, Matthew | mfisher@ginorthwest.org | SPECIALIST (EDS) | Total: 33 | | | |
| NORTHWEST PUBLIC SCHOOLS | | Y | System: 7 | 166,101 | 0 | 51,375 |
| NORTHWEST PUBLIC SCHOOLS | 40-0082-000 | SUPERINTENDENT | 1.00 | mfisher@ginorthwest.org | | |

| Name | Email Address | Education Attained | Total Exp | | | |
|--------------------------------|-------------------------------------|---------------------------|------------|-------------------------------------|----------|----------|
| Controlling District | | Contracted | System Exp | Salary | Add Comp | Benefits |
| Assigned Location | Agency ID | Position | FTE | Email Address | | |
| Fraass, Tessa | tessa.fraass@cvsstorm.com | MASTERS DEGREE | Total: 17 | | | |
| CREEK VALLEY SCHOOLS | | Y | System: 14 | 102,890 | 0 | 39,972 |
| CREEK VALLEY SCHOOLS | 25-0025-000 | SUPERINTENDENT | 0.40 | tessa.fraass@cvsstorm.com | | |
| CREEK VALLEY ELEMENTARY SCHOOL | 25-0025-003 | PRINCIPAL | 0.60 | | | |
| Frederick, Justin | jfrederick@sted.esu7.org | SPECIALIST (EDS) | Total: 15 | | | |
| ST EDWARD PUBLIC SCHOOLS | | Y | System: 2 | 110,000 | 0 | 42,002 |
| ST EDWARD PUBLIC SCHOOLS | 06-0017-000 | SUPERINTENDENT | 1.00 | jfrederick@sted.esu7.org | | |
| Gaffney, Howard | howard.gaffney@stapletonschools.org | SPECIALIST (EDS) | Total: 41 | | | |
| STAPLETON PUBLIC SCHOOLS | | Y | System: 2 | 110,000 | 1,200 | 20,212 |
| STAPLETON PUBLIC SCHOOLS | 57-0501-000 | SUPERINTENDENT | 0.50 | howard.gaffney@stapletonschools.org | | |
| STAPLETON HIGH SCHOOL | 57-0501-001 | PRINCIPAL | 0.50 | | | |
| Garey, Alan | agarey@medvalley.org | SPECIALIST (EDS) | Total: 29 | | | |
| MEDICINE VALLEY PUBLIC SCHOOLS | | Y | System: 15 | 123,874 | 0 | 22,245 |
| MEDICINE VALLEY PUBLIC SCHOOLS | 32-0125-000 | SUPERINTENDENT | 1.00 | agarey@medvalley.org | | |
| Geary, Christopher | chris.geary@leytonwarriors.org | MASTERS DEGREE PLUS HOURS | Total: 1 | | | |
| LEYTON PUBLIC SCHOOLS | | Y | System: 1 | 107,500 | 0 | 33,305 |
| LEYTON PUBLIC SCHOOLS | 17-0003-000 | SUPERINTENDENT | 1.00 | chris.geary@leytonwarriors.org | | |
| Gegg, Brian | bgegg@sheltonbulldogs.org | SPECIALIST (EDS) | Total: 31 | | | |
| SHELTON PUBLIC SCHOOLS | | Y | System: 3 | 127,000 | 0 | 22,251 |
| SHELTON PUBLIC SCHOOLS | 10-0019-000 | SUPERINTENDENT | 1.00 | bgegg@sheltonbulldogs.org | | |
| Geier, Randy | rgeier724@gmail.com | MASTERS DEGREE PLUS HOURS | Total: 36 | | | |
| WAUNETA-PALISADE PUBLIC SCHS | | Y | System: 10 | 123,000 | 8,294 | 39,154 |
| WAUNETA-PALISADE PUBLIC SCHS | 15-0536-000 | SUPERINTENDENT | 0.50 | rgeier724@gmail.com | | |

| Name | Email Address | Education Attained | Total Exp | System Exp | Salary | Add Comp | Benefits |
|-----------------------------|--------------------------------|--------------------|--------------------------|------------|--------------------------------|----------|--------------------------------|
| Controlling District | Assigned Location | Agency ID | Contracted Position | FTE | Email Address | | |
| | PALISADE ATTENDANCE CENTER | 15-0536-003 | PRINCIPAL | 0.50 | | | |
| Gibbs , Kristi | kristi.gibbs@brownell.edu | | DOCTORATE | | | | Total: 19 |
| BROWNELL TALBOT SCHOOLS | | | N | | | | System: 4 |
| BROWNELL TALBOT SCHOOLS | 28-0706-000 | | SUPERINTENDENT | 1.00 | kristi.gibbs@brownell.edu | | |
| Gies, Brett | bgies@siouxcountyschools.org | | DOCTORATE | | | | Total: 27 |
| SIOUX COUNTY PUBLIC SCHOOLS | | | Y | | | | System: 11 115,250 0 27,146 |
| SIOUX COUNTY PUBLIC SCHOOLS | 83-0500-000 | | SUPERINTENDENT | 1.00 | bgies@siouxcountyschools.org | | |
| GILSON, RANDALL | randy.gilson@blairschools.org | | DOCTORATE | | | | Total: 0 |
| BLAIR COMMUNITY SCHOOLS | | | Y | | | | System: 0 160,000 0 31,949 |
| BLAIR COMMUNITY SCHOOLS | 89-0001-000 | | SUPERINTENDENT | 1.00 | randy.gilson@blairschools.org | | |
| Goodman, Gordon | ggoodman211961@gmail.com | | MASTERS DEGREE | | | | Total: 34 |
| ANSLEY PUBLIC SCHOOLS | | | Y | | | | System: 3 105,000 3,825 38,631 |
| ANSLEY PUBLIC SCHOOLS | 21-0044-000 | | SUPERINTENDENT | 1.00 | ggoodman211961@gmail.com | | |
| GRAY, CINDY | cgray@epsne.org | | DOCTORATE | | | | Total: 40 |
| ELKHORN PUBLIC SCHOOLS | | | Y | | | | System: 19 193,110 0 37,344 |
| ELKHORN PUBLIC SCHOOLS | 28-0010-000 | | ASSISTANT SUPERINTENDENT | 1.00 | cgray@epsne.org | | |
| Gregory, Robert | rob.gregory@axtellwildcats.org | | SPECIALIST (EDS) | | | | Total: 34 |
| AXTELL COMMUNITY SCHOOLS | | | Y | | | | System: 2 127,200 0 37,572 |
| AXTELL COMMUNITY SCHOOLS | 50-0501-000 | | SUPERINTENDENT | 1.00 | rob.gregory@axtellwildcats.org | | |
| GREGORY, SCOTT | sgregory@nowarriors.org | | SPECIALIST (EDS) | | | | Total: 19 |
| NELIGH-OAKDALE SCHOOLS | | | Y | | | | System: 3 120,065 399 53,824 |
| NELIGH-OAKDALE SCHOOLS | 02-0009-000 | | SUPERINTENDENT | 1.00 | sgregory@nowarriors.org | | |

| Name | Email Address | Education Attained | Total Exp | | | |
|-------------------------------|--------------------------------------|---------------------------|------------|--------------------------------------|----------|----------|
| Controlling District | | Contracted | System Exp | Salary | Add Comp | Benefits |
| Assigned Location | Agency ID | Position | FTE | Email Address | | |
| Griffith, George | george.griffith@arapahoewarriors.org | DOCTORATE | Total: 22 | | | |
| ARAPAHOE PUBLIC SCHOOLS | | Y | System: 3 | 111,000 | 420 | 35,407 |
| ARAPAHOE PUBLIC SCHOOLS | 33-0018-000 | SUPERINTENDENT | 1.00 | george.griffith@arapahoewarriors.org | | |
| Grizzle, Stephen | sgrizzle@fairburyjeffs.org | SPECIALIST (EDS) | Total: 24 | | | |
| FAIRBURY PUBLIC SCHOOLS | | Y | System: 4 | 142,462 | 76,000 | 53,670 |
| FAIRBURY PUBLIC SCHOOLS | 48-0008-000 | SUPERINTENDENT | 1.00 | sgrizzle@fairburyjeffs.org | | |
| Gross, Dan | dgross@esu2.org | MASTERS DEGREE PLUS HOURS | Total: 26 | | | |
| TEKAMAH-HERMAN COMMUNITY SCHS | | Y | System: 26 | 127,000 | 0 | 20,866 |
| TEKAMAH-HERMAN COMMUNITY SCHS | 11-0001-000 | SUPERINTENDENT | 1.00 | dgross@esu2.org | | |
| Grover, Tawana | tgrover@gips.org | DOCTORATE | Total: 22 | | | |
| GRAND ISLAND PUBLIC SCHOOLS | | Y | System: 3 | 258,208 | 0 | 38,494 |
| GRAND ISLAND PUBLIC SCHOOLS | 40-0002-000 | SUPERINTENDENT | 1.00 | tgrover@gips.org | | |
| Haack, Terrence | thaack@bennps.org | DOCTORATE | Total: 34 | | | |
| BENNINGTON PUBLIC SCHOOLS | | Y | System: 15 | 152,500 | 396 | 39,638 |
| BENNINGTON PUBLIC SCHOOLS | 28-0059-000 | SUPERINTENDENT | 1.00 | thaack@bennps.org | | |
| HABROCK, BARY | bhabrock@epsne.org | DOCTORATE | Total: 24 | | | |
| ELKHORN PUBLIC SCHOOLS | | Y | System: 19 | 220,860 | 0 | 55,031 |
| ELKHORN PUBLIC SCHOOLS | 28-0010-000 | SUPERINTENDENT | 1.00 | bhabrock@epsne.org | | |
| Hafer, Dale | dale.hafer@sandhillsknights.org | SPECIALIST (EDS) | Total: 23 | | | |
| SANDHILLS PUBLIC SCHOOLS | | Y | System: 15 | 120,000 | 0 | 47,060 |
| SANDHILLS PUBLIC SCHOOLS | 05-0071-000 | SUPERINTENDENT | 0.10 | dale.hafer@sandhillsknights.org | | |
| HIGH SCHOOL AT DUNNING | 05-0071-001 | PRINCIPAL | 0.50 | | | |
| ELEMENTARY SCHOOL AT HALSEY | 05-0071-002 | PRINCIPAL | 0.40 | | | |

| Name | Email Address | Education Attained | Total Exp | | | |
|-------------------------------|------------------------------|--------------------|------------|------------------------------|----------|----------|
| Controlling District | | Contracted | System Exp | Salary | Add Comp | Benefits |
| Assigned Location | Agency ID | Position | FTE | Email Address | | |
| Hakonson, John | john.hakonson@lexschools.org | DOCTORATE | Total: 22 | | | |
| LEXINGTON PUBLIC SCHOOLS | | Y | System: 7 | 192,149 | 0 | 51,222 |
| LEXINGTON PUBLIC SCHOOLS | 24-0001-000 | SUPERINTENDENT | 1.00 | john.hakonson@lexschools.org | | |
| Haley, James | jhaley@wrrsd.org | DOCTORATE | Total: 32 | | | |
| WOOD RIVER RURAL SCHOOLS | | Y | System: 6 | 160,000 | 0 | 0 |
| WOOD RIVER RURAL SCHOOLS | 40-0083-000 | SUPERINTENDENT | 1.00 | jhaley@wrrsd.org | | |
| Hamm, David | dhamm@esu8.org | SPECIALIST (EDS) | Total: 35 | | | |
| OSMOND COMMUNITY SCHOOLS | | Y | System: 9 | 126,200 | 9,000 | 29,724 |
| OSMOND COMMUNITY SCHOOLS | 70-0542-000 | SUPERINTENDENT | 1.00 | dhamm@esu8.org | | |
| Hanger, Robert | hanger.rob@districtor1.net | SPECIALIST (EDS) | Total: 33 | | | |
| PALMYRA DISTRICT O R 1 | | Y | System: 9 | 141,588 | 0 | 47,830 |
| PALMYRA DISTRICT O R 1 | 66-0501-000 | SUPERINTENDENT | 1.00 | hanger.rob@districtor1.net | | |
| Hansen, Freddie | fhansen@esu2.org | SPECIALIST (EDS) | Total: 39 | | | |
| LYONS-DECATUR NORTHEAST SCHS | | Y | System: 14 | 146,000 | 0 | 41,830 |
| LYONS-DECATUR NORTHEAST SCHS | 11-0020-000 | SUPERINTENDENT | 0.75 | fhansen@esu2.org | | |
| NORTHEAST ELEMENTARY AT LYONS | 11-0020-002 | PRINCIPAL | 0.25 | | | |
| HANSON, RONALD | rhanson@nppsd.org | DOCTORATE | Total: 36 | | | |
| NORTH PLATTE PUBLIC SCHOOLS | | Y | System: 36 | 220,317 | 0 | 32,918 |
| NORTH PLATTE PUBLIC SCHOOLS | 56-0001-000 | SUPERINTENDENT | 1.00 | rhanson@nppsd.org | | |
| Hanzlik, Robert | rhanzlik@stuartbronzos.org | SPECIALIST (EDS) | Total: 31 | | | |
| STUART PUBLIC SCHOOLS | | Y | System: 24 | 125,000 | 0 | 41,507 |
| STUART PUBLIC SCHOOLS | 45-0044-000 | SUPERINTENDENT | 0.25 | rhanzlik@stuartbronzos.org | | |
| STUART HIGH SCHOOL | 45-0044-001 | PRINCIPAL | 0.50 | | | |
| STUART HIGH SCHOOL | 45-0044-001 | TEACHER | 0.13 | | | |

| Name | Email Address | Education Attained | Total Exp | System Exp | Salary | Add Comp | Benefits |
|-------------------------------|---------------------------------|--------------------|--|------------|------------|---------------------------------|---------------|
| Controlling District | Assigned Location | Agency ID | Contracted | Position | FTE | Email Address | |
| | STUART ELEMENTARY SCHOOL | 45-0044-002 | PRINCIPAL | | 0.12 | | |
| Hardwick, Nicole | nhardwick@boonecentral.esu7.org | | MASTERS DEGREE | | Total: 12 | | |
| BOONE CENTRAL SCHOOLS | | | Y | | System: 2 | 136,800 | 0 44,490 |
| BOONE CENTRAL SCHOOLS | 06-0001-000 | | SUPERINTENDENT | | 1.00 | nhardwick@boonecentral.esu7.org | |
| Hardy, Stacie | shardy@unpsk-12.org | | SPECIALIST (EDS) | | Total: 9 | | |
| UMO N HO N NATION PUBLIC SCHS | | | Y | | System: 9 | 133,063 | 0 15,646 |
| UMO N HO N NATION PUBLIC SCHS | 87-0016-000 | | SUPERINTENDENT | | 1.00 | shardy@unpsk-12.org | |
| Harris, Drew | drew.harris@thayercentral.net | | MASTERS DEGREE | | Total: 34 | | |
| THAYER CENTRAL COMMUNITY SCHS | | | Y | | System: 13 | 123,811 | 0 44,283 |
| THAYER CENTRAL COMMUNITY SCHS | 85-0070-000 | | SUPERINTENDENT | | 1.00 | drew.harris@thayercentral.net | |
| Hastings, Bobby | bhastings@geringschools.net | | SPECIALIST (EDS) | | Total: 25 | | |
| GERING PUBLIC SCHOOLS | | | Y | | System: 6 | 217,612 | 0 35,447 |
| GERING PUBLIC SCHOOLS | 79-0016-000 | | SUPERINTENDENT | | 1.00 | bhastings@geringschools.net | |
| Hasty, Richard | rhasty@pcsd.org | | DOCTORATE | | Total: 22 | | |
| PLATTSMOUTH COMMUNITY SCHOOLS | | | Y | | System: 14 | 170,775 | 0 43,853 |
| PLATTSMOUTH COMMUNITY SCHOOLS | 13-0001-000 | | SUPERINTENDENT | | 0.80 | rhasty@pcsd.org | |
| PLATTSMOUTH COMMUNITY SCHOOLS | 13-0001-000 | | SPECIAL EDUCATION ADMINISTRATOR/DIRECTOR | | 0.20 | | |
| Hatch, Daren | daren.hatch@elwoodpirates.org | | SPECIALIST (EDS) | | Total: 24 | | |
| ELWOOD PUBLIC SCHOOLS | | | Y | | System: 4 | 118,000 | 25,000 15,900 |
| ELWOOD PUBLIC SCHOOLS | 37-0030-000 | | SUPERINTENDENT | | 0.50 | daren.hatch@elwoodpirates.org | |
| ELWOOD ELEMENTARY SCHOOL | 37-0030-002 | | PRINCIPAL | | 0.50 | g | |

| Name | Email Address | Education Attained | Total Exp | | | |
|-------------------------------|------------------------------------|--|------------|------------------------------------|----------|----------|
| Controlling District | | Contracted | System Exp | Salary | Add Comp | Benefits |
| Assigned Location | Agency ID | Position | FTE | Email Address | | |
| Heckenlively, Timothy | theckenlively@fallscityps.org | SPECIALIST (EDS) | Total: 26 | | | |
| FALLS CITY PUBLIC SCHOOLS | | Y | System: 20 | 141,300 | 0 | 0 |
| FALLS CITY PUBLIC SCHOOLS | 74-0056-000 | SUPERINTENDENT | 1.00 | theckenlively@fallscityps.org | | |
| Heimann, Bill | bheimann@esu1.org | DOCTORATE | Total: 24 | | | |
| EDUCATIONAL SERVICE UNIT 01 | | Y | System: 2 | 171,000 | 2,500 | 51,960 |
| EDUCATIONAL SERVICE UNIT 01 | 00-0001-000 | CHIEF ADMINISTRATOR | 0.75 | bheimann@esu1.org | | |
| EDUCATIONAL SERVICE UNIT 01 | 00-0001-000 | SPECIAL EDUCATION ADMINISTRATOR/DIRECTOR | 0.25 | | | |
| Heinz, Kenneth | kheinz@weepingwaterps.org | DOCTORATE | Total: 34 | | | |
| WEEPING WATER PUBLIC SCHOOLS | | Y | System: 6 | 157,516 | 0 | 22,665 |
| WEEPING WATER PUBLIC SCHOOLS | 13-0022-000 | SUPERINTENDENT | 1.00 | kheinz@weepingwaterps.org | | |
| Hekrdle, Timothy | thekrdle@nebraskachristian.org | MASTERS DEGREE | Total: 16 | | | |
| NEBRASKA CHRISTIAN SCHOOLS | | N | System: 1 | | | |
| NEBRASKA CHRISTIAN SCHOOLS | 61-0701-000 | SUPERINTENDENT | 1.00 | thekrdle@nebraskachristian.org | | |
| Hendricks, Stanford | shendricks@dtcardinals.org | SPECIALIST (EDS) | Total: 33 | | | |
| DONIPHAN-TRUMBULL PUBLIC SCHS | | Y | System: 1 | 136,000 | 0 | 45,166 |
| DONIPHAN-TRUMBULL PUBLIC SCHS | 40-0126-000 | SUPERINTENDENT | 1.00 | shendricks@dtcardinals.org | | |
| Herzberg, Holly | hherzberg@hamptonhawks.us | SPECIALIST (EDS) | Total: 26 | | | |
| HAMPTON PUBLIC SCHOOL | | Y | System: 26 | 129,000 | 0 | 44,035 |
| HAMPTON PUBLIC SCHOOL | 41-0091-000 | SUPERINTENDENT | 1.00 | hherzberg@hamptonhawks.us | | |
| Heusman, Dottie | dheusman@sterlingpublicschools.com | SPECIALIST (EDS) | Total: 32 | | | |
| STERLING PUBLIC SCHOOLS | | Y | System: 2 | 111,500 | 0 | 40,683 |
| STERLING PUBLIC SCHOOLS | 49-0033-000 | SUPERINTENDENT | 1.00 | dheusman@sterlingpublicschools.com | | |

| Name | Email Address | Education Attained | Total Exp | | | |
|-----------------------------|---|-----------------------|------------|---|----------|----------|
| Controlling District | | Contracted | System Exp | Salary | Add Comp | Benefits |
| Assigned Location | Agency ID | Position | FTE | Email Address | | |
| Hillman, Tedsen | thillman@esu8.org | SPECIALIST (EDS) | Total: 49 | | | |
| EWING PUBLIC SCHOOLS | | Y | System: 6 | 47,500 | 0 | 3,634 |
| EWING PUBLIC SCHOOLS | 45-0029-000 | SUPERINTENDENT | 0.40 | thillman@esu8.org | | |
| Hilyard, Todd | todd.hilyard@dusters.org | SPECIALIST (EDS) | Total: 25 | | | |
| HOLDREGE PUBLIC SCHOOLS | | Y | System: 8 | 151,905 | 1,943 | 46,572 |
| HOLDREGE PUBLIC SCHOOLS | 69-0044-000 | SUPERINTENDENT | 1.00 | todd.hilyard@dusters.org | | |
| Hoelsing, Bradley | bradhoelsing@wausaschools.org | SPECIALIST (EDS) | Total: 16 | | | |
| WAUSA PUBLIC SCHOOLS | | Y | System: 13 | 121,195 | 2,958 | 26,761 |
| WAUSA PUBLIC SCHOOLS | 54-0576-000 | SUPERINTENDENT | 0.60 | bradhoelsing@wausaschools.org | | |
| WAUSA HIGH SCHOOL | 54-0576-001 | PRINCIPAL | 0.40 | | | |
| Hoelsing, Dan | dan.hoelsing@schuylercommunityschools.org | DOCTORATE | Total: 40 | | | |
| SCHUYLER COMMUNITY SCHOOLS | | Y | System: 6 | 174,000 | 0 | 51,487 |
| SCHUYLER COMMUNITY SCHOOLS | 19-0123-000 | SUPERINTENDENT | 1.00 | dan.hoelsing@schuylercommunityschools.org | | |
| Hoelsing, Jeffery | jeff.hoelsing@rcards.org | SPECIALIST (EDS) | Total: 36 | | | |
| RANDOLPH PUBLIC SCHOOLS | | Y | System: 6 | 125,000 | 0 | 43,629 |
| RANDOLPH PUBLIC SCHOOLS | 14-0045-000 | SUPERINTENDENT | 1.00 | jeff.hoelsing@rcards.org | | |
| Hof, Brian | bhof@redcloudschool.us | SPECIALIST (EDS) | Total: 18 | | | |
| RED CLOUD COMMUNITY SCHOOLS | | Y | System: 8 | 106,525 | 0 | 32,837 |
| RED CLOUD COMMUNITY SCHOOLS | 91-0002-000 | SUPERINTENDENT | 0.75 | bhof@redcloudschool.us | | |
| RED CLOUD COMMUNITY SCHOOLS | 91-0002-000 | CURRICULUM SPECIALIST | 0.25 | | | |

| Name | Email Address | Education Attained | Total Exp | | | |
|--------------------------------------|---------------------------------|--------------------------|------------|---------------------------------|----------|----------|
| Controlling District | | Contracted | System Exp | Salary | Add Comp | Benefits |
| Assigned Location | Agency ID | Position | FTE | Email Address | | |
| Hoffer, Mitchell | hoffer@esu2.org | SPECIALIST (EDS) | Total: 12 | | | |
| YUTAN PUBLIC SCHOOLS | | Y | System: 1 | 125,000 | 0 | 34,644 |
| YUTAN PUBLIC SCHOOLS | 78-0009-000 | SUPERINTENDENT | 1.00 | hoffer@esu2.org | | |
| Hollinger, Brent | bhollinger@crosscounty.esu7.org | SPECIALIST (EDS) | Total: 26 | | | |
| CROSS COUNTY COMMUNITY SCHOOLS | | Y | System: 10 | 139,500 | 2,151 | 46,167 |
| CROSS COUNTY COMMUNITY SCHOOLS | 72-0015-000 | SUPERINTENDENT | 1.00 | bhollinger@crosscounty.esu7.org | | |
| Hughes, Kirk | kirk.hughes@cpsrams.org | SPECIALIST (EDS) | Total: 21 | | | |
| CRAWFORD PUBLIC SCHOOLS | | Y | System: 2 | 115,000 | 0 | 17,433 |
| CRAWFORD PUBLIC SCHOOLS | 23-0071-000 | SUPERINTENDENT | 1.00 | kirk.hughes@cpsrams.org | | |
| HYDE, RENEE | RHYDE@PAPLV.ORG | DOCTORATE | Total: 26 | | | |
| PAPILLION LA VISTA COMMUNITY SCHOOLS | | Y | System: 12 | 184,279 | 1,080 | 35,974 |
| PAPILLION LA VISTA COMMUNITY SCHOOLS | 77-0027-000 | ASSISTANT SUPERINTENDENT | 1.00 | RHYDE@PAPLV.ORG | | |
| Isom, Charles | cisom@gubn.org | SPECIALIST (EDS) | Total: 32 | | | |
| HEMINGFORD PUBLIC SCHOOLS | | Y | System: 1 | 110,000 | 0 | 30,414 |
| HEMINGFORD PUBLIC SCHOOLS | 07-0010-000 | SUPERINTENDENT | 1.00 | cisom@gubn.org | | |
| Isom, Jamie | jisom@vcshadger.net | DOCTORATE | Total: 34 | | | |
| VALENTINE COMMUNITY SCHOOLS | | Y | System: 27 | 136,300 | 0 | 38,168 |
| VALENTINE COMMUNITY SCHOOLS | 16-0006-000 | SUPERINTENDENT | 1.00 | jisom@vcshadger.net | | |
| JENSEN, JEFFREY | jjensen@centralityps.org | SPECIALIST (EDS) | Total: 19 | | | |
| CENTRAL CITY PUBLIC SCHOOLS | | Y | System: 4 | 153,750 | 914 | 45,991 |
| CENTRAL CITY PUBLIC SCHOOLS | 61-0004-000 | SUPERINTENDENT | 1.00 | jjensen@centralityps.org | | |

| Name | Email Address | Education Attained | Total Exp | | | |
|-------------------------------------|--------------------------|---------------------------|------------|--------------------------|----------|----------|
| Controlling District | | Contracted | System Exp | Salary | Add Comp | Benefits |
| Assigned Location | Agency ID | Position | FTE | Email Address | | |
| Jeppson, Dana | djeppson@mcstryon.org | MASTERS DEGREE PLUS HOURS | Total: 5 | | | |
| MC PHERSON COUNTY SCHOOLS | | Y | System: 2 | 100,000 | 600 | 36,359 |
| MC PHERSON COUNTY SCHOOLS | 60-0090-000 | SUPERINTENDENT | 1.00 | djeppson@mcstryon.org | | |
| Jesse, Frank | frankjesse@esu8.org | MASTERS DEGREE | Total: 22 | | | |
| CHAMBERS PUBLIC SCHOOLS | | Y | System: 2 | 105,000 | 0 | 38,290 |
| CHAMBERS PUBLIC SCHOOLS | 45-0137-000 | SUPERINTENDENT | 0.50 | frankjesse@esu8.org | | |
| CHAMBERS ELEMENTARY SCHOOL | 45-0137-002 | PRINCIPAL | 0.50 | | | |
| Joel, Derrick | djoel@rcentral.org | DOCTORATE | Total: 11 | | | |
| RAYMOND CENTRAL PUBLIC SCHOOLS | | Y | System: 2 | 137,500 | 2,500 | 8,368 |
| RAYMOND CENTRAL PUBLIC SCHOOLS | 55-0161-000 | SUPERINTENDENT | 1.00 | djoel@rcentral.org | | |
| Joel, Stephen | sjoel@lps.org | DOCTORATE | Total: 43 | | | |
| LINCOLN PUBLIC SCHOOLS | | Y | System: 9 | 325,139 | 0 | 171,401 |
| LINCOLN PUBLIC SCHOOLS | 55-0001-000 | SUPERINTENDENT | 1.00 | sjoel@lps.org | | |
| JOHNSEN, BETH | bjohnsen@conestogaps.org | SPECIALIST (EDS) | Total: 6 | | | |
| CONESTOGA PUBLIC SCHOOLS | | Y | System: 6 | 155,000 | 0 | 41,635 |
| CONESTOGA PUBLIC SCHOOLS | 13-0056-000 | SUPERINTENDENT | 1.00 | bjohnsen@conestogaps.org | | |
| Johnson, Adrian | adrian@hnsccats.org | MASTERS DEGREE PLUS HOURS | Total: 22 | | | |
| HARTINGTON NEWCASTLE PUBLIC SCHOOLS | | Y | System: 22 | 116,000 | 6,381 | 41,715 |
| HARTINGTON NEWCASTLE PUBLIC SCHOOLS | 14-0008-000 | SUPERINTENDENT | 1.00 | adrian@hnsccats.org | | |
| JOHNSON, DONALD | djohnson@ftcpioneers.org | MASTERS DEGREE PLUS HOURS | Total: 31 | | | |
| FORT CALHOUN COMMUNITY SCHS | | Y | System: 28 | 148,582 | 1,500 | 42,969 |
| FORT CALHOUN COMMUNITY SCHS | 89-0003-000 | SUPERINTENDENT | 1.00 | djohnson@ftcpioneers.org | | |

| Name | Email Address | Education Attained | Total Exp | | | |
|-------------------------------------|-------------------------------------|--------------------|------------|-------------------------------------|----------|----------|
| Controlling District | | Contracted | System Exp | Salary | Add Comp | Benefits |
| Assigned Location | Agency ID | Position | FTE | Email Address | | |
| JOHNSON, LYNN | lynn.johnson@apseagles.org | SPECIALIST (EDS) | Total: 36 | | | |
| ARLINGTON PUBLIC SCHOOLS | | Y | System: 31 | 142,649 | 0 | 35,755 |
| ARLINGTON PUBLIC SCHOOLS | 89-0024-000 | SUPERINTENDENT | 1.00 | lynn.johnson@apseagles.org | | |
| Jorgenson, Bryce | bryce.jorgenson@sveagles.org | SPECIALIST (EDS) | Total: 20 | | | |
| SOUTHERN VALLEY SCHOOLS | | Y | System: 1 | 125,000 | 0 | 44,973 |
| SOUTHERN SCHOOL DISTRICT 1 | 34-0001-000 | SUPERINTENDENT | 1.00 | bryce.jorgenson@sveagles.org | | |
| Kaczor, Stephanie | stephanie.kaczor@riversideps.org | SPECIALIST (EDS) | Total: 15 | | | |
| RIVERSIDE PUBLIC SCHOOLS | | Y | System: 10 | 105,000 | 0 | 19,349 |
| RIVERSIDE PUBLIC SCHOOLS | 06-0075-000 | SUPERINTENDENT | 1.00 | stephanie.kaczor@riversideps.org | | |
| Kassebaum, Zachary | Zach.Kassebaum@lincolnchristian.org | DOCTORATE | Total: 17 | | | |
| LINCOLN CHRISTIAN SCHOOLS | | N | System: 3 | | | |
| LINCOLN CHRISTIAN SCHOOLS | 55-0704-000 | SUPERINTENDENT | 1.00 | Zach.Kassebaum@lincolnchristian.org | | |
| Kautz, Craig | craig.kautz@hpstigers.org | SPECIALIST (EDS) | Total: 39 | | | |
| HASTINGS PUBLIC SCHOOLS | | Y | System: 28 | 224,600 | 0 | 34,131 |
| HASTINGS PUBLIC SCHOOLS | 01-0018-000 | SUPERINTENDENT | 1.00 | craig.kautz@hpstigers.org | | |
| Kay, Chester | ckay@shelby.esu7.org | SPECIALIST (EDS) | Total: 27 | | | |
| SHELBY - RISING CITY PUBLIC SCHOOLS | | Y | System: 6 | 137,000 | 0 | 39,292 |
| SHELBY - RISING CITY PUBLIC SCHOOLS | 72-0032-000 | SUPERINTENDENT | 1.00 | ckay@shelby.esu7.org | | |
| Kent, James | jim@dcstigers.org | SPECIALIST (EDS) | Total: 31 | | | |
| DUNDY CO STRATTON PUBLIC SCHS | | Y | System: 30 | 135,650 | 0 | 43,663 |
| DUNDY CO STRATTON PUBLIC SCHS | 29-0117-000 | SUPERINTENDENT | 1.00 | jim@dcstigers.org | | |

| Name | Email Address | Education Attained | Total Exp | | | |
|--------------------------------|-------------------------------|--------------------|------------|-------------------------------|----------|----------|
| Controlling District | | Contracted | System Exp | Salary | Add Comp | Benefits |
| Assigned Location | Agency ID | Position | FTE | Email Address | | |
| Kentfield, Rick | rkentfield@lewistonschool.net | SPECIALIST (EDS) | Total: 30 | | | |
| LEWISTON CONSOLIDATED SCHOOLS | | Y | System: 8 | 119,000 | 0 | 34,026 |
| LEWISTON CONSOLIDATED SCHOOLS | 67-0069-000 | SUPERINTENDENT | 1.00 | rkentfield@lewistonschool.net | | |
| Keyser, Dan | dan.keyser@spssailors.org | SPECIALIST (EDS) | Total: 39 | | | |
| SUTHERLAND PUBLIC SCHOOLS | | Y | System: 9 | 137,000 | 0 | 40,630 |
| SUTHERLAND PUBLIC SCHOOLS | 56-0055-000 | SUPERINTENDENT | 1.00 | dan.keyser@spssailors.org | | |
| Klein, Jeremy | jklein@loganview.org | SPECIALIST (EDS) | Total: 21 | | | |
| LOGAN VIEW PUBLIC SCHOOLS | | Y | System: 7 | 139,863 | 0 | 47,910 |
| LOGAN VIEW PUBLIC SCHOOLS | 27-0594-000 | SUPERINTENDENT | 1.00 | jklein@loganview.org | | |
| Klooz, Randall | rklooz@chasecountyschools.org | MASTERS DEGREE | Total: 24 | | | |
| CHASE COUNTY SCHOOLS | | Y | System: 1 | 140,000 | 0 | 43,397 |
| CHASE COUNTY SCHOOLS | 15-0010-000 | SUPERINTENDENT | 1.00 | rklooz@chasecountyschools.org | | |
| KNIPPELMEYER, RYAN | RKNIPPELMEYER@EMKNIGHTS.ORG | SPECIALIST (EDS) | Total: 31 | | | |
| ELMWOOD-MURDOCK PUBLIC SCHOOLS | | Y | System: 9 | 129,000 | 0 | 43,158 |
| ELMWOOD-MURDOCK PUBLIC SCHOOLS | 13-0097-000 | SUPERINTENDENT | 1.00 | RKNIPPELMEYER@EMKNIGHTS.ORG | | |
| Kobza, Martin | mkobza@superiorwildcats.org | SPECIALIST (EDS) | Total: 30 | | | |
| SUPERIOR PUBLIC SCHOOLS | | Y | System: 1 | 145,000 | 0 | 47,027 |
| SUPERIOR PUBLIC SCHOOLS | 65-0011-000 | SUPERINTENDENT | 1.00 | mkobza@superiorwildcats.org | | |
| Koehler, Jeffrey | jeff.koehler@johnsonbrock.org | SPECIALIST (EDS) | Total: 21 | | | |
| JOHNSON-BROCK PUBLIC SCHOOLS | | Y | System: 8 | 125,240 | 0 | 42,436 |
| JOHNSON-BROCK PUBLIC SCHOOLS | 64-0023-000 | SUPERINTENDENT | 1.00 | jeff.koehler@johnsonbrock.org | | |

| Name | Email Address | Education Attained | Total Exp | | | |
|--------------------------------|-------------------------------------|-----------------------------|------------|-------------------------------------|----------|----------|
| Controlling District | | Contracted | System Exp | Salary | Add Comp | Benefits |
| Assigned Location | Agency ID | Position | FTE | Email Address | | |
| Kort, Randall | rkort@meridianmustangs.org | SPECIALIST (EDS) | Total: 5 | | | |
| MERIDIAN PUBLIC SCHOOLS | | Y | System: 5 | 122,000 | 0 | 41,896 |
| MERIDIAN PUBLIC SCHOOLS | 48-0303-000 | SUPERINTENDENT | 1.00 | rkort@meridianmustangs.org | | |
| Kraus, David | david.kraus@friendschool.org | SPECIALIST (EDS) | Total: 25 | | | |
| FRIEND PUBLIC SCHOOLS | | Y | System: 4 | 125,000 | 0 | 44,804 |
| FRIEND PUBLIC SCHOOLS | 76-0068-000 | SUPERINTENDENT | 0.95 | david.kraus@friendschool.org | | |
| FRIEND PUBLIC SCHOOLS | 76-0068-000 | PROGRAM SUPERVISOR/DIRECTOR | 0.05 | | | |
| Kuncl, Christopher | chris.kuncl@mullenpublicschools.org | SPECIALIST (EDS) | Total: 18 | | | |
| MULLEN PUBLIC SCHOOLS | | Y | System: 1 | 112,500 | 0 | 43,138 |
| MULLEN PUBLIC SCHOOLS | 46-0001-000 | SUPERINTENDENT | 1.00 | chris.kuncl@mullenpublicschools.org | | |
| Lambert, Adam | alambert@cody-kilgore.com | SPECIALIST (EDS) | Total: 14 | | | |
| CODY-KILGORE PUBLIC SCHS | | Y | System: 3 | 129,766 | 0 | 43,337 |
| CODY-KILGORE PUBLIC SCHS | 16-0030-000 | SUPERINTENDENT | 0.30 | alambert@cody-kilgore.com | | |
| CODY-KILGORE HIGH SCHOOL | 16-0030-001 | PRINCIPAL | 0.30 | | | |
| CODY-KILGORE ELEMENTARY SCHOOL | 16-0030-002 | PRINCIPAL | 0.20 | | | |
| CODY-KILGORE MIDDLE SCHOOL | 16-0030-003 | PRINCIPAL | 0.20 | | | |
| Lambert, Charles | clambert@bpsbulldogs.org | SPECIALIST (EDS) | Total: 27 | | | |
| BRIDGEPORT PUBLIC SCHOOLS | | Y | System: 5 | 160,780 | 0 | 27,346 |
| BRIDGEPORT PUBLIC SCHOOLS | 62-0063-000 | SUPERINTENDENT | 1.00 | clambert@bpsbulldogs.org | | |
| Lavaley, Brandon | blavaley@wahoowarriors.org | SPECIALIST (EDS) | Total: 19 | | | |
| WAHOO PUBLIC SCHOOLS | | Y | System: 3 | 150,000 | 0 | 47,237 |
| WAHOO PUBLIC SCHOOLS | 78-0039-000 | SUPERINTENDENT | 1.00 | blavaley@wahoowarriors.org | | |

| Name | Email Address | Education Attained | Total Exp | | | |
|-------------------------------|---------------------------------|---------------------------|------------|---------------------------------|----------|----------|
| Controlling District | | Contracted | System Exp | Salary | Add Comp | Benefits |
| Assigned Location | Agency ID | Position | FTE | Email Address | | |
| Lechtenberg, D | russell.lechtenberg@hshawks.com | SPECIALIST (EDS) | Total: 37 | | | |
| HAY SPRINGS PUBLIC SCHOOLS | | Y | System: 2 | 125,000 | 500 | 41,997 |
| HAY SPRINGS PUBLIC SCHOOLS | 81-0003-000 | SUPERINTENDENT | 0.55 | russell.lechtenberg@hshawks.com | | |
| HAY SPRINGS HIGH SCHOOL | 81-0003-001 | PRINCIPAL | 0.15 | | | |
| HAY SPRINGS ELEMENTARY SCHOOL | 81-0003-002 | PRINCIPAL | 0.15 | | | |
| HAY SPRINGS MIDDLE SCHOOL | 81-0003-003 | PRINCIPAL | 0.15 | | | |
| Leckron, Keith | keith.a.leckron@gmail.com | MASTERS DEGREE PLUS HOURS | Total: 32 | | | |
| ELKHORN VALLEY SCHOOLS | | Y | System: 11 | 137,000 | 0 | 22,649 |
| ELKHORN VALLEY SCHOOLS | 59-0080-000 | SUPERINTENDENT | 1.00 | keith.a.leckron@gmail.com | | |
| Lemburg, Rich | rlenburg@clarkson.esu7.org | MASTERS DEGREE | Total: 33 | | | |
| CLARKSON PUBLIC SCHOOLS | | Y | System: 14 | 132,480 | 0 | 42,104 |
| CLARKSON PUBLIC SCHOOLS | 19-0058-000 | SUPERINTENDENT | 0.70 | rlenburg@clarkson.esu7.org | | |
| CLARKSON ELEMENTARY SCHOOL | 19-0058-002 | PRINCIPAL | 0.30 | | | |
| Lenz, Stuart | slenz@giltnerschool.us | DOCTORATE | Total: 12 | | | |
| GILTNER PUBLIC SCHOOLS | | Y | System: 2 | 188,000 | 0 | 22,569 |
| GILTNER PUBLIC SCHOOLS | 41-0002-000 | SUPERINTENDENT | 0.51 | slenz@giltnerschool.us | | |
| GILTNER HIGH SCHOOL | 41-0002-001 | PRINCIPAL | 0.25 | | | |
| GILTNER ELEMENTARY SCHOOL | 41-0002-002 | PRINCIPAL | 0.24 | | | |
| Lewis, Dawn | dawnlewis@esu10.org | DOCTORATE | Total: 19 | | | |
| ARNOLD PUBLIC SCHOOLS | | Y | System: 9 | 63,000 | 0 | 22,378 |
| ARNOLD PUBLIC SCHOOLS | 21-0089-000 | SUPERINTENDENT | 0.50 | dawnlewis@esu10.org | | |
| CALLAWAY PUBLIC SCHOOLS | | Y | System: 4 | 63,000 | 0 | 22,044 |
| CALLAWAY PUBLIC SCHOOLS | 21-0180-000 | SUPERINTENDENT | 0.50 | | | |

| Name | Email Address | Education Attained | Total Exp | | | |
|--------------------------------------|-------------------------------|--------------------------|------------------|-------------------------------|----------|----------|
| Controlling District | | Contracted | System Exp | Salary | Add Comp | Benefits |
| Assigned Location | Agency ID | Position | FTE | Email Address | | |
| LEWIS, DOUGLAS | dlewis@paplv.org | | SPECIALIST (EDS) | Total: 37 | | |
| PAPILLION LA VISTA COMMUNITY SCHOOLS | | Y | System: 28 | 184,370 | 1,080 | 30,261 |
| PAPILLION LA VISTA COMMUNITY SCHOOLS | 77-0027-000 | ASSISTANT SUPERINTENDENT | 1.00 | dlewis@paplv.org | | |
| Libal, Jason | Jason.Libal@agps.org | | SPECIALIST (EDS) | Total: 23 | | |
| ASHLAND-GREENWOOD PUBLIC SCHS | | Y | System: 4 | 132,612 | 0 | 43,166 |
| ASHLAND-GREENWOOD PUBLIC SCHS | 78-0001-000 | SUPERINTENDENT | 1.00 | Jason.Libal@agps.org | | |
| Liggett, Lori | lori.liggett@grmustangs.org | | SPECIALIST (EDS) | Total: 36 | | |
| GORDON-RUSHVILLE PUBLIC SCHS | | Y | System: 13 | 138,875 | 0 | 27,240 |
| GORDON-RUSHVILLE PUBLIC SCHS | 81-0010-000 | SUPERINTENDENT | 1.00 | lori.liggett@grmustangs.org | | |
| Lightfoot, Logan | logan.lightfoot@amcoyotes.org | | DOCTORATE | Total: 0 | | |
| ANSELMO-MERNA PUBLIC SCHOOLS | | Y | System: 0 | 113,000 | 0 | 18,090 |
| ANSELMO-MERNA PUBLIC SCHOOLS | 21-0015-000 | SUPERINTENDENT | 1.00 | logan.lightfoot@amcoyotes.org | | |
| Loeffelholz, Troy | loeffelholzt@discoverers.org | | DOCTORATE | Total: 31 | | |
| COLUMBUS PUBLIC SCHOOLS | | Y | System: 9 | 237,466 | 0 | 71,892 |
| COLUMBUS PUBLIC SCHOOLS | 71-0001-000 | SUPERINTENDENT | 1.00 | loeffelholzt@discoverers.org | | |
| Lofquist, Kraig | kraig.lofquist@esu9.us | | DOCTORATE | Total: 21 | | |
| EDUCATIONAL SERVICE UNIT 09 | | Y | System: 8 | 153,941 | 0 | 47,020 |
| EDUCATIONAL SERVICE UNIT 09 | 00-0009-000 | CHIEF ADMINISTRATOR | 1.00 | kraig.lofquist@esu9.us | | |
| LOGAN, CHERYL | eLoganC169@ops.org | | DOCTORATE | Total: 1 | | |
| OMAHA PUBLIC SCHOOLS | | Y | System: 1 | 300,000 | 0 | 36,120 |
| OMAHA PUBLIC SCHOOLS | 28-0001-000 | SUPERINTENDENT | 1.00 | eLoganC169@ops.org | | |

| Name | Email Address | Education Attained | Total Exp | | | |
|-------------------------------|-----------------------------|--------------------------|------------------|-----------------------------|----------|---------------|
| Controlling District | | Contracted | System Exp | Salary | Add Comp | Benefits |
| Assigned Location | Agency ID | Position | FTE | Email Address | | |
| Logsdon , Gregory | supt@gidiocese.org | | SPECIALIST (EDS) | Total: 27 | | |
| KEARNEY CATHOLIC SCHOOLS | | N | | System: 6 | | |
| KEARNEY CATHOLIC SCHOOLS | 10-0701-000 | SUPERINTENDENT | 0.02 | supt@gidiocese.org | | |
| Lucas, Dr. Michael | mike.lucas@yorkdukes.org | | DOCTORATE | Total: 25 | | |
| YORK PUBLIC SCHOOLS | | Y | | System: 10 | 166,226 | 10,480 52,899 |
| YORK PUBLIC SCHOOLS | 93-0012-000 | SUPERINTENDENT | 1.00 | mike.lucas@yorkdukes.org | | |
| LUHR, JASON | jluhr@bcpsne.info | | SPECIALIST (EDS) | Total: 20 | | |
| BATTLE CREEK PUBLIC SCHOOLS | | Y | | System: 1 | 135,000 | 0 41,973 |
| BATTLE CREEK PUBLIC SCHOOLS | 59-0005-000 | SUPERINTENDENT | 1.00 | jluhr@bcpsne.info | | |
| Lundgren, Michelle | Mlundgren@graceu.edu | | DOCTORATE | Total: 31 | | |
| OMAHA STREET SCHOOL | | N | | System: 12 | | |
| OMAHA STREET SCHOOL | 28-0796-000 | SUPERINTENDENT | 0.01 | Mlundgren@graceu.edu | | |
| OMAHA STREET SCHOOL | 28-0796-001 | PRINCIPAL | 0.01 | | | |
| PARKVIEW CHRISTIAN SCHOOLS | | N | | System: 4 | | |
| PARKVIEW CHRISTIAN SCHOOLS | 55-0755-000 | SUPERINTENDENT | 0.01 | | | |
| Malander, Amy | amy.malander@centralvps.org | | SPECIALIST (EDS) | Total: 21 | | |
| CENTRAL VALLEY PUBLIC SCHOOLS | | Y | | System: 5 | 132,379 | 0 46,020 |
| CENTRAL VALLEY PUBLIC SCHOOLS | 39-0060-000 | SUPERINTENDENT | 0.80 | amy.malander@centralvps.org | | |
| Martin , Dennis | dennis-martin@cdolinc.net | | SPECIALIST (EDS) | Total: 34 | | |
| ST JOHN'S ELEMENTARY SCHOOL | | N | | System: 15 | | |
| ST JOHN'S ELEMENTARY SCHOOL | 55-0712-000 | ASSISTANT SUPERINTENDENT | 0.50 | dennis-martin@cdolinc.net | | |
| ST JOHN'S ELEMENTARY SCHOOL | 55-0712-001 | PRINCIPAL | 0.50 | | | |

| Name | Email Address | Education Attained | Total Exp | | | |
|-----------------------------|-------------------------------|--------------------------|------------|-------------------------------|----------|----------|
| Controlling District | | Contracted | System Exp | Salary | Add Comp | Benefits |
| Assigned Location | Agency ID | Position | FTE | Email Address | | |
| Martin, Dale | dalemartin@neunified1.org | SPECIALIST (EDS) | Total: 32 | | | |
| NEBRASKA UNIFIED DISTRICT 1 | | Y | System: 25 | 147,455 | 0 | 46,903 |
| NEBRASKA UNIFIED DISTRICT 1 | 02-2001-000 | SUPERINTENDENT | 1.00 | dalemartin@neunified1.org | | |
| Maschmann, Brian | brian.maschmann@nsdtitans.org | DOCTORATE | Total: 22 | | | |
| NORRIS SCHOOL DIST 160 | | Y | System: 9 | 150,276 | 0 | 20,034 |
| NORRIS SCHOOL DIST 160 | 55-0160-000 | ASSISTANT SUPERINTENDENT | 1.00 | brian.maschmann@nsdtitans.org | | |
| Masters, Richard | rmasters@kenesawschools.org | SPECIALIST (EDS) | Total: 25 | | | |
| KENESAW PUBLIC SCHOOLS | | Y | System: 2 | 114,400 | 0 | 30,852 |
| KENESAW PUBLIC SCHOOLS | 01-0003-000 | SUPERINTENDENT | 0.60 | rmasters@kenesawschools.org | | |
| KENESAW ELEMENTARY SCHOOL | 01-0003-002 | PRINCIPAL | 0.40 | | | |
| Mcallister, Bill | wmcallister@wpcadets.net | SPECIALIST (EDS) | Total: 23 | | | |
| WEST POINT PUBLIC SCHOOLS | | Y | System: 4 | 148,625 | 0 | 48,536 |
| WEST POINT PUBLIC SCHOOLS | 20-0001-000 | SUPERINTENDENT | 1.00 | wmcallister@wpcadets.net | | |
| MCCANN, BLANE | Mccann.Blane@westside66.net | DOCTORATE | Total: 7 | | | |
| WESTSIDE COMMUNITY SCHOOLS | | Y | System: 7 | 222,195 | 0 | 44,831 |
| WESTSIDE COMMUNITY SCHOOLS | 28-0066-000 | SUPERINTENDENT | 1.00 | Mccann.Blane@westside66.net | | |
| Mcdonald, Damon | dmcdonald@4rhuskies.org | DOCTORATE | Total: 23 | | | |
| AURORA PUBLIC SCHOOLS | | Y | System: 8 | 157,900 | 0 | 26,460 |
| AURORA PUBLIC SCHOOLS | 41-0504-000 | SUPERINTENDENT | 1.00 | dmcdonald@4rhuskies.org | | |
| Mcgown, James | jmcgown@bradyschools.org | SPECIALIST (EDS) | Total: 19 | | | |
| BRADY PUBLIC SCHOOLS | | Y | System: 4 | 112,970 | 0 | 40,698 |
| BRADY PUBLIC SCHOOLS | 56-0006-000 | SUPERINTENDENT | 1.00 | jmcgown@bradyschools.org | | |

| Name | Email Address | Education Attained | Total Exp | | | |
|--------------------------------|---|--|------------|---|----------|----------|
| Controlling District | | Contracted | System Exp | Salary | Add Comp | Benefits |
| Assigned Location | Agency ID | Position | FTE | Email Address | | |
| McNiff, Brenda | bmcniff@esu5.org | DOCTORATE | Total: 24 | | | |
| EDUCATIONAL SERVICE UNIT 05 | | Y | System: 16 | 167,200 | 0 | 29,372 |
| EDUCATIONAL SERVICE UNIT 05 | 00-0005-000 | CHIEF ADMINISTRATOR | 0.90 | bmcniff@esu5.org | | |
| EDUCATIONAL SERVICE UNIT 05 | 00-0005-000 | SPECIAL EDUCATION ADMINISTRATOR/DIRECTOR | 0.10 | | | |
| MEIER, AL | al.meier@deshlerdragons.org | DOCTORATE | Total: 32 | | | |
| DESHLER PUBLIC SCHOOLS | | Y | System: 12 | 113,239 | 0 | 51,495 |
| DESHLER PUBLIC SCHOOLS | 85-0060-000 | SUPERINTENDENT | 0.50 | al.meier@deshlerdragons.org | | |
| DESHLER ELEMENTARY SCHOOL | 85-0060-002 | PRINCIPAL | 0.50 | | | |
| Messersmith, Jeffrey | jeff.messersmith@wynotpublicschools.org | SPECIALIST (EDS) | Total: 28 | | | |
| WYNOT PUBLIC SCHOOLS | | Y | System: 5 | 130,000 | 722 | 39,315 |
| WYNOT PUBLIC SCHOOLS | 14-0101-000 | SUPERINTENDENT | 0.50 | jeff.messersmith@wynotpublicschools.org | | |
| WYNOT HIGH SCHOOL | 14-0101-001 | PRINCIPAL | 0.17 | | | |
| WYNOT ELEMENTARY SCHOOL | 14-0101-002 | PRINCIPAL | 0.17 | | | |
| WYNOT MIDDLE SCHOOL | 14-0101-003 | PRINCIPAL | 0.16 | | | |
| Meyer, Ginger | gingermeyer@sstrojans.org | SPECIALIST (EDS) | Total: 23 | | | |
| SCRIBNER-SNYDER COMMUNITY SCHS | | Y | System: 8 | 125,850 | 0 | 43,642 |
| SCRIBNER-SNYDER COMMUNITY SCHS | 27-0062-000 | SUPERINTENDENT | 1.00 | gingermeyer@sstrojans.org | | |
| Meyerle, Michael | mmeyerle@dillerodell.org | SPECIALIST (EDS) | Total: 29 | | | |
| DILLER-ODELL PUBLIC SCHOOLS | | Y | System: 29 | 124,679 | 0 | 19,861 |
| DILLER-ODELL PUBLIC SCHOOLS | 34-0100-000 | SUPERINTENDENT | 1.00 | mmeyerle@dillerodell.org | | |
| Miller, Travis | travis.miller@bayardtigers.org | DOCTORATE | Total: 18 | | | |
| BAYARD PUBLIC SCHOOLS | | Y | System: 8 | 135,200 | 0 | 23,970 |
| BAYARD PUBLIC SCHOOLS | 62-0021-000 | SUPERINTENDENT | 1.00 | travis.miller@bayardtigers.org | | |

| Name | Email Address | Education Attained | Total Exp | | | |
|------------------------------|----------------------------|---------------------------|------------|----------------------------|----------|----------|
| Controlling District | | Contracted | System Exp | Salary | Add Comp | Benefits |
| Assigned Location | Agency ID | Position | FTE | Email Address | | |
| MOORE, ROBERT | robert.moore@bpsne.net | SPECIALIST (EDS) | Total: 25 | | | |
| BELLEVUE PUBLIC SCHOOLS | | Y | System: 3 | 182,107 | 5,900 | 29,344 |
| BELLEVUE PUBLIC SCHOOLS | 77-0001-000 | ASSISTANT SUPERINTENDENT | 1.00 | robert.moore@bpsne.net | | |
| Moore, Tom | tmoore@amherstbroncos.org | SPECIALIST (EDS) | Total: 35 | | | |
| AMHERST PUBLIC SCHOOLS | | Y | System: 11 | 117,000 | 0 | 41,729 |
| AMHERST PUBLIC SCHOOLS | 10-0119-000 | SUPERINTENDENT | 0.50 | tmoore@amherstbroncos.org | | |
| AMHERST ELEMENTARY SCHOOL | 10-0119-002 | PRINCIPAL | 0.50 | | | |
| Morin, Fr. mike | Fr.Mike-Morin@cdolinc.net | MASTERS DEGREE | Total: 22 | | | |
| BISHOP NEUMANN HIGH SCHOOL | | N | System: 4 | | | |
| BISHOP NEUMANN HIGH SCHOOL | 78-0702-000 | SUPERINTENDENT | 0.50 | Fr.Mike-Morin@cdolinc.net | | |
| ST WENCESLAUS ELEMENTARY SCH | | N | System: 3 | | | |
| ST WENCESLAUS ELEMENTARY SCH | 78-0701-000 | SUPERINTENDENT | 0.50 | | | |
| Mowinkel, Bill | bmowinkel@esu8.org | SPECIALIST (EDS) | Total: 42 | | | |
| EDUCATIONAL SERVICE UNIT 08 | | Y | System: 6 | 163,150 | 0 | 43,874 |
| EDUCATIONAL SERVICE UNIT 08 | 00-0008-000 | CHIEF ADMINISTRATOR | 1.00 | bmowinkel@esu8.org | | |
| Mundorf, Jason | jasmundorf@kearneycats.com | SPECIALIST (EDS) | Total: 19 | | | |
| KEARNEY PUBLIC SCHOOLS | | Y | System: 2 | 167,317 | 0 | 31,725 |
| KEARNEY PUBLIC SCHOOLS | 10-0007-000 | ASSISTANT SUPERINTENDENT | 1.00 | jasmundorf@kearneycats.com | | |
| Myles, Richard | rmyles@sbps.net | MASTERS DEGREE PLUS HOURS | Total: 35 | | | |
| SCOTTSBUFF PUBLIC SCHOOLS | | Y | System: 9 | 204,117 | 0 | 36,162 |
| SCOTTSBUFF PUBLIC SCHOOLS | 79-0032-000 | SUPERINTENDENT | 1.00 | rmyles@sbps.net | | |
| Neal, John | jpneal@lps.org | MASTERS DEGREE | Total: 30 | | | |
| LINCOLN PUBLIC SCHOOLS | | Y | System: 17 | 214,525 | 0 | 50,186 |
| LINCOLN PUBLIC SCHOOLS | 55-0001-000 | ASSISTANT SUPERINTENDENT | 1.00 | jpneal@lps.org | | |

| Name | Email Address | Education Attained | Total Exp | | | |
|----------------------------------|----------------------------------|---------------------------|------------|----------------------------------|----------|----------|
| Controlling District | | Contracted | System Exp | Salary | Add Comp | Benefits |
| Assigned Location | Agency ID | Position | FTE | Email Address | | |
| Nebesniak, Heather | hnebesniak@ordps.org | DOCTORATE | Total: 24 | | | |
| ORD PUBLIC SCHOOLS | | Y | System: 1 | 140,000 | 0 | 44,757 |
| ORD PUBLIC SCHOOLS | 88-0005-000 | SUPERINTENDENT | 1.00 | hnebesniak@ordps.org | | |
| NIELSEN, JACQUELYN | jnielsen@bpsnebr.org | MASTERS DEGREE PLUS HOURS | Total: 8 | | | |
| BEATRICE PUBLIC SCHOOLS | | Y | System: 8 | 135,851 | 654 | 23,460 |
| BEATRICE PUBLIC SCHOOLS | 34-0015-000 | ASSISTANT SUPERINTENDENT | 1.00 | jnielsen@bpsnebr.org | | |
| Ningen, Patrick | patrick.ningen@cvsstorm.com | SPECIALIST (EDS) | Total: 20 | | | |
| CREEK VALLEY SCHOOLS | | Y | System: 10 | 114,250 | 0 | 39,972 |
| CREEK VALLEY SCHOOLS | 25-0025-000 | SUPERINTENDENT | 0.40 | patrick.ningen@cvsstorm.com | | |
| CREEK VALLEY HIGH SCHOOL | 25-0025-001 | PRINCIPAL | 0.60 | | | |
| Norgaard, Grant | gnorgaard@mccookbison.org | DOCTORATE | Total: 24 | | | |
| MC COOK PUBLIC SCHOOLS | | Y | System: 10 | 164,300 | 0 | 49,763 |
| MC COOK PUBLIC SCHOOLS | 73-0017-000 | SUPERINTENDENT | 1.00 | gnorgaard@mccookbison.org | | |
| Norvell, Mark | mark.norvell@fillmorecentral.org | SPECIALIST (EDS) | Total: 40 | | | |
| FILLMORE CENTRAL PUBLIC SCHS | | Y | System: 14 | 147,650 | 0 | 29,384 |
| FILLMORE CENTRAL PUBLIC SCHS | 30-0025-000 | SUPERINTENDENT | 1.00 | mark.norvell@fillmorecentral.org | | |
| Olson, Rodney | rodney.olson@wbroncs.org | MASTERS DEGREE PLUS HOURS | Total: 37 | | | |
| WHEELER CENTRAL SCHOOLS | | Y | System: 3 | 105,000 | 0 | 33,411 |
| WHEELER CENTRAL SCHOOLS | 92-0045-000 | SUPERINTENDENT | 0.70 | rodney.olson@wbroncs.org | | |
| WHEELER CENTRAL ELEMENTARY #45 | 92-0045-002 | PRINCIPAL | 0.30 | | | |
| Otero, Julie | jotero@southcentralusd.us | SPECIALIST (EDS) | Total: 18 | | | |
| SOUTH CENTRAL NEBRASKA UNIFIED 5 | | Y | System: 1 | 134,000 | 0 | 39,350 |
| SOUTH CENTRAL NEBRASKA UNIFIED 5 | 65-2005-000 | SUPERINTENDENT | 1.00 | jotero@southcentralusd.us | | |

| Name | Email Address | Education Attained | Total Exp | | | |
|--|-------------------------------|---------------------------|------------|-------------------------------|----------|----------|
| Controlling District | | Contracted | System Exp | Salary | Add Comp | Benefits |
| Assigned Location | Agency ID | Position | FTE | Email Address | | |
| Owens, Elizabeth | eowens@kpslonghorns.org | DOCTORATE | Total: 30 | | | |
| KIMBALL PUBLIC SCHOOLS | | Y | System: 1 | 151,666 | 0 | 26,583 |
| KIMBALL PUBLIC SCHOOLS | 53-0001-000 | SUPERINTENDENT | 1.00 | eowens@kpslonghorns.org | | |
| Page, Randy | rpage@freemanschools.net | SPECIALIST (EDS) | Total: 20 | | | |
| FREEMAN PUBLIC SCHOOLS | | Y | System: 10 | 140,617 | 0 | 44,908 |
| FREEMAN PUBLIC SCHOOLS | 34-0034-000 | SUPERINTENDENT | 1.00 | rpage@freemanschools.net | | |
| Palmer, Matthew | matthew.palmer@esu10.org | SPECIALIST (EDS) | Total: 6 | | | |
| ELBA PUBLIC SCHOOLS | | Y | System: 2 | 85,000 | 0 | 30,708 |
| ELBA PUBLIC SCHOOLS | 47-0103-000 | SUPERINTENDENT | 1.00 | matthew.palmer@esu10.org | | |
| Pattee, Michael | mpattee@allenschools.org | SPECIALIST (EDS) | Total: 22 | | | |
| ALLEN CONSOLIDATED SCHOOLS | | Y | System: 11 | 137,754 | 696 | 24,798 |
| ALLEN CONSOLIDATED SCHOOLS | 26-0070-000 | SUPERINTENDENT | 0.50 | mpattee@allenschools.org | | |
| ALLEN ELEMENTARY SCHOOL | 26-0070-002 | PRINCIPAL | 0.50 | | | |
| Paulman, Debra | dpaulman@esusixteen.org | MASTERS DEGREE PLUS HOURS | Total: 37 | | | |
| EDUCATIONAL SERVICE UNIT 16 | | Y | System: 14 | 139,050 | 0 | 39,273 |
| EDUCATIONAL SERVICE UNIT 16 | 00-0016-000 | CHIEF ADMINISTRATOR | 1.00 | dpaulman@esusixteen.org | | |
| Perkinton , Rev John | fr.john-perkenton@cdolinc.net | SPECIALIST (EDS) | Total: 34 | | | |
| ALL SAINTS CATHOLIC SCHOOL | | N | System: 29 | | | |
| ALL SAINTS CATHOLIC SCHOOL | 69-0705-000 | SUPERINTENDENT | 0.01 | fr.john-perkenton@cdolinc.net | | |
| AQUINAS ST MARYS CATHOLIC SCHS | | N | System: 29 | | | |
| AQUINAS ST MARYS CATHOLIC SCHS | 12-0701-000 | SUPERINTENDENT | 0.01 | | | |
| BLESSED SACRAMENT CATHOLIC ELEM SCHOOL | | N | System: 29 | | | |
| BLESSED SACRAMENT CATHOLIC ELEM SCHOOL | 55-0701-000 | SUPERINTENDENT | 0.01 | | | |

| Name | Email Address | Education Attained | Total Exp | Salary | Add Comp | Benefits |
|--------------------------------|---------------|--------------------|------------|---------------|----------|----------|
| Controlling District | | Contracted | System Exp | | | |
| Assigned Location | Agency ID | Position | FTE | Email Address | | |
| CATHEDRAL OF RISEN CHRIST ELEM | | N | System: 29 | | | |
| CATHEDRAL OF RISEN CHRIST ELEM | 55-0703-000 | SUPERINTENDENT | 0.01 | | | |
| HASTINGS CATHOLIC SCHOOLS | | N | System: 29 | | | |
| HASTINGS CATHOLIC SCHOOLS | 01-0702-000 | SUPERINTENDENT | 0.01 | | | |
| NEBRASKA CITY LOURDES CENTRAL | | N | System: 29 | | | |
| NEBRASKA CITY LOURDES CENTRAL | 66-0701-000 | SUPERINTENDENT | 0.01 | | | |
| NORTH AMERICAN MARTYRS SCHOOL | | N | System: 29 | | | |
| NORTH AMERICAN MARTYRS SCHOOL | 55-0758-000 | SUPERINTENDENT | 0.01 | | | |
| PIUS X HIGH SCHOOL | | N | System: 29 | | | |
| PIUS X HIGH SCHOOL | 55-0707-000 | SUPERINTENDENT | 0.01 | | | |
| SACRED HEART ELEM SCHOOL | | N | System: 29 | | | |
| SACRED HEART ELEM SCHOOL | 55-0708-000 | SUPERINTENDENT | 0.01 | | | |
| SACRED HEART SCHOOLS | | N | System: 33 | | | |
| SACRED HEART SCHOOLS | 74-0702-000 | SUPERINTENDENT | 0.60 | | | |
| ST ANDREW ELEMENTARY SCHOOL | | N | System: 29 | | | |
| ST ANDREW ELEMENTARY SCHOOL | 49-0702-000 | SUPERINTENDENT | 0.01 | | | |
| ST JAMES ELEMENTARY SCHOOL | | N | System: 29 | | | |
| ST JAMES ELEMENTARY SCHOOL | 76-0701-000 | SUPERINTENDENT | 0.01 | | | |
| ST JOHN NEPOMUCENE ELEM SCHOOL | | N | System: 29 | | | |
| ST JOHN NEPOMUCENE ELEM SCHOOL | 78-0703-000 | SUPERINTENDENT | 0.01 | | | |
| ST JOHN THE BAPTIST ELEMENTARY | | N | System: 29 | | | |
| ST JOHN THE BAPTIST ELEMENTARY | 13-0701-000 | SUPERINTENDENT | 0.01 | | | |
| ST JOHN'S ELEMENTARY SCHOOL | | N | System: 29 | | | |
| ST JOHN'S ELEMENTARY SCHOOL | 55-0712-000 | SUPERINTENDENT | 0.01 | | | |
| ST JOSEPH ELEMENTARY SCHOOL | | N | System: 29 | | | |
| ST JOSEPH ELEMENTARY SCHOOL | 34-0701-000 | SUPERINTENDENT | 0.01 | | | |
| ST JOSEPH'S CATHOLIC SCHOOL | | N | System: 29 | | | |
| ST JOSEPH'S CATHOLIC SCHOOL | 55-0719-000 | SUPERINTENDENT | 0.01 | | | |
| ST MARY'S ELEMENTARY SCHOOL | | N | System: 29 | | | |
| ST MARY'S ELEMENTARY SCHOOL | 55-0714-000 | SUPERINTENDENT | 0.01 | | | |

| Name | Email Address | Education Attained | Total Exp | System Exp | Salary | Add Comp | Benefits |
|--------------------------------|--------------------------------|--------------------|---------------------|------------|-------------------------------|----------|----------|
| Controlling District | Assigned Location | Agency ID | Contracted Position | FTE | Email Address | | |
| ST PATRICK CATHOLIC SCHOOL | | | N | System: 29 | | | |
| | ST PATRICK CATHOLIC SCHOOL | 55-0715-000 | SUPERINTENDENT | 0.01 | | | |
| ST PATRICK'S ELEMENTARY SCHOOL | | | N | System: 29 | | | |
| | ST PATRICK'S ELEMENTARY SCHOOL | 73-0701-000 | SUPERINTENDENT | 0.01 | | | |
| ST PETER'S CATHOLIC SCHOOL | | | N | System: 29 | | | |
| | ST PETER'S CATHOLIC SCHOOL | 55-0753-000 | SUPERINTENDENT | 0.01 | | | |
| ST TERESA ELEMENTARY SCHOOL | | | N | System: 29 | | | |
| | ST TERESA ELEMENTARY SCHOOL | 55-0716-000 | SUPERINTENDENT | 0.01 | | | |
| ST VINCENT DEPAUL CATHOLIC SCH | | | N | System: 29 | | | |
| | ST VINCENT DEPAUL CATHOLIC SCH | 80-0710-000 | SUPERINTENDENT | 0.01 | | | |
| VILLA MARIE SCHOOL | | | N | System: 29 | | | |
| | VILLA MARIE SCHOOL | 55-0720-000 | SUPERINTENDENT | 0.10 | | | |
| Peters, Dennis | dpeters@kpschools.org | | MASTERS DEGREE | | Total: 26 | | |
| KEYA PAHA COUNTY SCHOOLS | | | Y | | System: 2 | 55,000 | 0 8,033 |
| | KEYA PAHA COUNTY SCHOOLS | 52-0100-000 | SUPERINTENDENT | 0.50 | dpeters@kpschools.org | | |
| Petersen, Stephanie | spetersen@leigh.esu7.org | | SPECIALIST (EDS) | | Total: 29 | | |
| LEIGH COMMUNITY SCHOOLS | | | Y | | System: 2 | 127,100 | 0 43,273 |
| | LEIGH COMMUNITY SCHOOLS | 19-0039-000 | SUPERINTENDENT | 0.51 | spetersen@leigh.esu7.org | | |
| | LEIGH ELEMENTARY SCHOOL | 19-0039-002 | PRINCIPAL | 0.49 | | | |
| Peterson, Darrell | dkpeters@ainsworthschools.org | | SPECIALIST (EDS) | | Total: 40 | | |
| AINSWORTH COMMUNITY SCHOOLS | | | Y | | System: 14 | 141,000 | 0 39,692 |
| | AINSWORTH COMMUNITY SCHOOLS | 09-0010-000 | SUPERINTENDENT | 1.00 | dkpeters@ainsworthschools.org | | |
| Phillips, Jody | jodyphillips@poncaschool.org | | SPECIALIST (EDS) | | Total: 18 | | |
| PONCA PUBLIC SCHOOLS | | | Y | | System: 2 | 135,000 | 0 41,574 |
| | PONCA PUBLIC SCHOOLS | 26-0001-000 | SUPERINTENDENT | 1.00 | jodyphillips@poncaschool.org | | |

| Name | Email Address | Education Attained | Total Exp | | | |
|--------------------------------|--|---------------------------|------------|--|----------|----------|
| Controlling District | | Contracted | System Exp | Salary | Add Comp | Benefits |
| Assigned Location | Agency ID | Position | FTE | Email Address | | |
| PHIPPS, HEATHER | hphipps@mpsomaha.org | DOCTORATE | Total: 27 | | | |
| MILLARD PUBLIC SCHOOLS | | Y | System: 27 | 163,947 | 18,174 | 45,463 |
| MILLARD PUBLIC SCHOOLS | 28-0017-000 | ASSISTANT SUPERINTENDENT | 1.00 | hphipps@mpsomaha.org | | |
| Picquet, Phillip | phillip.picquet@perkinscountyschools.org | MASTERS DEGREE PLUS HOURS | Total: 19 | | | |
| PERKINS COUNTY SCHOOLS | | Y | System: 5 | 135,000 | 0 | 44,947 |
| PERKINS COUNTY SCHOOLS | 68-0020-000 | SUPERINTENDENT | 1.00 | phillip.picquet@perkinscountyschools.org | | |
| Pistulka, Paul | paupistulka@westholt.org | SPECIALIST (EDS) | Total: 18 | | | |
| WEST HOLT PUBLIC SCHOOLS | | Y | System: 4 | 125,500 | 0 | 43,517 |
| WEST HOLT PUBLIC SCHOOLS | 45-0239-000 | SUPERINTENDENT | 1.00 | paupistulka@westholt.org | | |
| Plas, Aaron | aplas@lakeview.esu7.org | DOCTORATE | Total: 14 | | | |
| LAKEVIEW COMMUNITY SCHOOLS | | Y | System: 3 | 128,698 | 0 | 44,078 |
| LAKEVIEW COMMUNITY SCHOOLS | 71-0005-000 | SUPERINTENDENT | 1.00 | aplas@lakeview.esu7.org | | |
| Polk, Daniel | dan.polk@elgineagles.org | SPECIALIST (EDS) | Total: 29 | | | |
| ELGIN PUBLIC SCHOOLS | | Y | System: 7 | 121,678 | 0 | 42,436 |
| ELGIN PUBLIC SCHOOLS | 02-0018-000 | SUPERINTENDENT | 1.00 | dan.polk@elgineagles.org | | |
| POLK, LARIANNE | lpolk@esu7.org | SPECIALIST (EDS) | Total: 23 | | | |
| EDUCATIONAL SERVICE UNIT 07 | | Y | System: 11 | 169,036 | 0 | 27,795 |
| EDUCATIONAL SERVICE UNIT 07 | 00-0007-000 | CHIEF ADMINISTRATOR | 1.00 | lpolk@esu7.org | | |
| Poloncic, Melissa | MPOLONCIC@DCWEST.ORG | DOCTORATE | Total: 20 | | | |
| DOUGLAS CO WEST COMMUNITY SCHS | | Y | System: 5 | 167,000 | 0 | 27,455 |
| DOUGLAS CO WEST COMMUNITY SCHS | 28-0015-000 | SUPERINTENDENT | 1.00 | MPOLONCIC@DCWEST.ORG | | |

| Name | Email Address | Education Attained | Total Exp | | | |
|------------------------------|-------------------------------|---------------------------|------------|-------------------------------|----------|----------|
| Controlling District | | Contracted | System Exp | Salary | Add Comp | Benefits |
| Assigned Location | Agency ID | Position | FTE | Email Address | | |
| Poppert, John | jpoppert8@gmail.com | | | | | |
| | | SPECIALIST (EDS) | Total: 25 | | | |
| ST PAUL PUBLIC SCHOOLS | | Y | System: 8 | 142,804 | 0 | 46,761 |
| ST PAUL PUBLIC SCHOOLS | 47-0001-000 | SUPERINTENDENT | 1.00 | jpoppert8@gmail.com | | |
| Porter, Robert | todd.porter@swpschools.org | | | | | |
| | | SPECIALIST (EDS) | Total: 27 | | | |
| SOUTHWEST PUBLIC SCHOOLS | | Y | System: 6 | 135,060 | 0 | 50,318 |
| SOUTHWEST PUBLIC SCHOOLS | 73-0179-000 | SUPERINTENDENT | 1.00 | todd.porter@swpschools.org | | |
| Primavera, David | tprimavera@hccardinals.org | | | | | |
| | | MASTERS DEGREE PLUS HOURS | Total: 37 | | | |
| HAYES CENTER PUBLIC SCHOOLS | | Y | System: 5 | 115,000 | 0 | 45,910 |
| HAYES CENTER PUBLIC SCHOOLS | 43-0079-000 | SUPERINTENDENT | 1.00 | tprimavera@hccardinals.org | | |
| Prososki, Christopher | cprososki@southernschools.org | | | | | |
| | | DOCTORATE | Total: 11 | | | |
| SOUTHERN SCHOOL DISTRICT 1 | | Y | System: 2 | 132,481 | 600 | 24,364 |
| SOUTHERN SCHOOL DISTRICT 1 | 34-0001-000 | SUPERINTENDENT | 1.00 | cprososki@southernschools.org | | |
| Ptomey, Harlan | hptomey@esu2.org | | | | | |
| | | SPECIALIST (EDS) | Total: 19 | | | |
| CEDAR BLUFFS PUBLIC SCHOOLS | | Y | System: 7 | 135,000 | 0 | 35,000 |
| CEDAR BLUFFS PUBLIC SCHOOLS | 78-0107-000 | SUPERINTENDENT | 1.00 | hptomey@esu2.org | | |
| Rawson, Dale | drawson@esu2.org | | | | | |
| | | DOCTORATE | Total: 44 | | | |
| MEAD PUBLIC SCHOOLS | | Y | System: 11 | 132,000 | 0 | 30,459 |
| MEAD PUBLIC SCHOOLS | 78-0072-000 | SUPERINTENDENT | 1.00 | drawson@esu2.org | | |
| Reiman, Kevin | kevin.reiman@apsbulldogs.org | | | | | |
| | | SPECIALIST (EDS) | Total: 26 | | | |
| AUBURN PUBLIC SCHOOLS | | Y | System: 22 | 137,500 | 0 | 41,845 |
| AUBURN PUBLIC SCHOOLS | 64-0029-000 | SUPERINTENDENT | 1.00 | kevin.reiman@apsbulldogs.org | | |

| Name | Email Address | Education Attained | Total Exp | | | |
|--|-------------------------------------|--------------------|------------|-------------------------------------|----------|----------|
| Controlling District | | Contracted | System Exp | Salary | Add Comp | Benefits |
| Assigned Location | Agency ID | Position | FTE | Email Address | | |
| Reinert, James | msgr.james-reinert@cdolinc.net | DOCTORATE | Total: 21 | | | |
| ST JOSEPH'S ELEMENTARY SCHOOL | | N | System: 9 | | | |
| ST JOSEPH'S ELEMENTARY SCHOOL | 93-0702-000 | SUPERINTENDENT | 0.75 | msgr.james-reinert@cdolinc.net | | |
| ST JOSEPH'S ELEMENTARY SCHOOL | 93-0702-000 | TEACHER | 0.25 | | | |
| Reznicek , Robert | robert.reznicek@boystown.org | DOCTORATE | Total: 45 | | | |
| BOYS TOWN SCHOOLS | | N | System: 9 | | | |
| BOYS TOWN SCHOOLS | 28-0703-000 | SUPERINTENDENT | 1.00 | robert.reznicek@boystown.org | | |
| Rhodes, Todd | trhodes@maxwellschools.org | SPECIALIST (EDS) | Total: 26 | | | |
| MAXWELL PUBLIC SCHOOLS | | Y | System: 6 | 135,974 | 0 | 46,465 |
| MAXWELL PUBLIC SCHOOLS | 56-0007-000 | SUPERINTENDENT | 1.00 | trhodes@maxwellschools.org | | |
| Richards, Brett | brichards@springfieldplatteview.org | SPECIALIST (EDS) | Total: 12 | | | |
| SPRINGFIELD PLATTEVIEW COMMUNITY SCHOOLS | | Y | System: 10 | 151,204 | 0 | 47,549 |
| SPRINGFIELD PLATTEVIEW COMMUNITY SCHOOLS | 77-0046-000 | SUPERINTENDENT | 1.00 | brichards@springfieldplatteview.org | | |
| RIKLI, ANDREW | arikli@paplv.org | DOCTORATE | Total: 22 | | | |
| PAPILLION LA VISTA COMMUNITY SCHOOLS | | Y | System: 6 | 230,525 | 8,580 | 55,737 |
| PAPILLION LA VISTA COMMUNITY SCHOOLS | 77-0027-000 | SUPERINTENDENT | 1.00 | arikli@paplv.org | | |
| RILEY, KEVIN | KRiley@gpsne.org | DOCTORATE | Total: 41 | | | |
| GRETNA PUBLIC SCHOOLS | | Y | System: 37 | 204,849 | 0 | 46,163 |
| GRETNA PUBLIC SCHOOLS | 77-0037-000 | SUPERINTENDENT | 1.00 | KRiley@gpsne.org | | |
| Rinehart, Steve | srinehart@osceola.esu7.org | SPECIALIST (EDS) | Total: 35 | | | |
| OSCEOLA PUBLIC SCHOOLS | | Y | System: 8 | 129,500 | 0 | 29,150 |
| OSCEOLA PUBLIC SCHOOLS | 72-0019-000 | SUPERINTENDENT | 1.00 | srinehart@osceola.esu7.org | | |

| Name | Email Address | Education Attained | Total Exp | | | |
|-----------------------------|-----------------------------------|---------------------|------------|---------------|----------|----------|
| Controlling District | | Contracted | System Exp | Salary | Add Comp | Benefits |
| Assigned Location | Agency ID | Position | FTE | Email Address | | |
| RIPPE, JEFFREY | jeff.rippe@bpsne.net | | | | | |
| | | | | | | |
| BELLEVUE PUBLIC SCHOOLS | | Y | | | | |
| BELLEVUE PUBLIC SCHOOLS | 77-0001-000 | SUPERINTENDENT | 1.00 | | | |
| | | | | | | |
| Robke, Gregg | grobke@esu4.net | | | | | |
| | | | | | | |
| EDUCATIONAL SERVICE UNIT 04 | | Y | | | | |
| EDUCATIONAL SERVICE UNIT 04 | 00-0004-000 | CHIEF ADMINISTRATOR | 1.00 | | | |
| | | | | | | |
| Rottinghaus, Brian | brottinghaus@pawneecityschool.net | | | | | |
| | | | | | | |
| PAWNEE CITY PUBLIC SCHOOLS | | Y | | | | |
| PAWNEE CITY PUBLIC SCHOOLS | 67-0001-000 | SUPERINTENDENT | 0.70 | | | |
| PAWNEE CITY ELEMENTARY SCH | 67-0001-002 | PRINCIPAL | 0.30 | | | |
| | | | | | | |
| Ruhl, Ryan | ryan.ruhl@centuraps.org | | | | | |
| | | | | | | |
| CENTURA PUBLIC SCHOOLS | | Y | | | | |
| CENTURA PUBLIC SCHOOLS | 47-0100-000 | SUPERINTENDENT | 1.00 | | | |
| | | | | | | |
| Ruppert, Wayne | wruppert@loupcountyschools.org | | | | | |
| | | | | | | |
| LOUP COUNTY PUBLIC SCHOOLS | | Y | | | | |
| LOUP COUNTY PUBLIC SCHOOLS | 58-0025-000 | SUPERINTENDENT | 0.50 | | | |
| SARGENT PUBLIC SCHOOLS | | Y | | | | |
| SARGENT PUBLIC SCHOOLS | 21-0084-000 | SUPERINTENDENT | 0.45 | | | |
| SARGENT ELEMENTARY SCHOOL | 21-0084-002 | PRINCIPAL | 0.05 | | | |
| | | | | | | |
| Ruybalid, Joel | JoelRuybalid@bluehillschools.org | | | | | |
| | | | | | | |
| BLUE HILL PUBLIC SCHOOLS | | Y | | | | |
| BLUE HILL PUBLIC SCHOOLS | 91-0074-000 | SUPERINTENDENT | 1.00 | | | |
| | | | | | | |

| Name | Email Address | Education Attained | Total Exp | | | |
|---------------------------------|--|---------------------------|------------|--|----------|----------|
| Controlling District | | Contracted | System Exp | Salary | Add Comp | Benefits |
| Assigned Location | Agency ID | Position | FTE | Email Address | | |
| Sampy, Steve | steve.sampy@efknights.org | SPECIALIST (EDS) | Total: 36 | | | |
| EUSTIS-FARNAM PUBLIC SCHOOLS | | Y | System: 11 | 135,105 | 0 | 39,001 |
| EUSTIS-FARNAM PUBLIC SCHOOLS | 32-0095-000 | SUPERINTENDENT | 1.00 | steve.sampy@efknights.org | | |
| Sandberg, Thomas | thsandberg@whscats.org | SPECIALIST (EDS) | Total: 43 | | | |
| WALLACE PUBLIC SCH DIST 65 R | | Y | System: 6 | 128,000 | 0 | 33,323 |
| WALLACE PUBLIC SCH DIST 65 R | 56-0565-000 | SUPERINTENDENT | 0.50 | thsandberg@whscats.org | | |
| WALLACE ELEMENTARY SCHOOL | 56-0565-002 | PRINCIPAL | 0.50 | | | |
| Sandoz, Margaret | msandoz@esu1.org | SPECIALIST (EDS) | Total: 27 | | | |
| NIOBRARA PUBLIC SCHOOLS | | Y | System: 17 | 125,411 | 0 | 41,916 |
| NIOBRARA PUBLIC SCHOOLS | 54-0501-000 | SUPERINTENDENT | 0.50 | msandoz@esu1.org | | |
| NIOBRARA ELEMENTARY SCHOOL | 54-0501-002 | PRINCIPAL | 0.50 | | | |
| Sattler, Robert | rsattler@hcfalcons.org | MASTERS DEGREE PLUS HOURS | Total: 27 | | | |
| HITCHCOCK CO SCH SYSTEM | | Y | System: 3 | 120,950 | 0 | 22,410 |
| HITCHCOCK CO SCH SYSTEM | 44-0070-000 | SUPERINTENDENT | 0.50 | rsattler@hcfalcons.org | | |
| HITCHCOCK CO JR/SR HIGH SCHOOL | 44-0070-001 | PRINCIPAL | 0.50 | | | |
| Schaeffer, Barry | acssuperintendent@arthurcountywolves.org | SPECIALIST (EDS) | Total: 31 | | | |
| ARTHUR COUNTY SCHOOLS | | Y | System: 7 | 89,000 | 875 | 30,745 |
| ARTHUR COUNTY SCHOOLS | 03-0500-000 | SUPERINTENDENT | 0.75 | acssuperintendent@arthurcountywolves.org | | |
| ARTHUR COUNTY ELEMENTARY SCHOOL | 03-0500-002 | PRINCIPAL | 0.25 | | | |
| Schlueter, Randall | randy.schlueter@tricountyschools.org | SPECIALIST (EDS) | Total: 45 | | | |
| TRI COUNTY PUBLIC SCHOOLS | | Y | System: 6 | 137,951 | 0 | 41,145 |
| TRI COUNTY PUBLIC SCHOOLS | 48-0300-000 | SUPERINTENDENT | 1.00 | randy.schlueter@tricountyschools.org | | |

| Name | Email Address | Education Attained | Total Exp | | | |
|--------------------------------------|-----------------------------------|---------------------------|------------|-----------------------------------|----------|----------|
| Controlling District | | Contracted | System Exp | Salary | Add Comp | Benefits |
| Assigned Location | Agency ID | Position | FTE | Email Address | | |
| SCHNOES, DANNY | dschnoes@esu3.org | DOCTORATE | Total: 4 | | | |
| EDUCATIONAL SERVICE UNIT 03 | | Y | System: 4 | 199,823 | 0 | 37,989 |
| EDUCATIONAL SERVICE UNIT 03 | 00-0003-000 | CHIEF ADMINISTRATOR | 1.00 | dschnoes@esu3.org | | |
| SCHONEWISE, ENID | Schonewise.Enid@westside66.net | DOCTORATE | Total: 39 | | | |
| WESTSIDE COMMUNITY SCHOOLS | | Y | System: 39 | 177,288 | 0 | 33,944 |
| WESTSIDE COMMUNITY SCHOOLS | 28-0066-000 | ASSISTANT SUPERINTENDENT | 1.00 | Schonewise.Enid@westside66.net | | |
| Schrag, Teri Lynn | tlschrag@ccsnebraska.org | MASTERS DEGREE PLUS HOURS | Total: 25 | | | |
| CORNERSTONE CHRISTIAN SCHOOLS | | N | System: 13 | | | |
| CORNERSTONE CHRISTIAN SCHOOLS | 77-0713-000 | SUPERINTENDENT | 1.00 | tlschrag@ccsnebraska.org | | |
| Schroeder, Kenneth | ken.schroeder@ravennabluejays.org | DOCTORATE | Total: 22 | | | |
| RAVENNA PUBLIC SCHOOLS | | Y | System: 4 | 130,246 | 425 | 44,523 |
| RAVENNA PUBLIC SCHOOLS | 10-0069-000 | SUPERINTENDENT | 1.00 | ken.schroeder@ravennabluejays.org | | |
| Schrunk, Daryl | dschrunk@dorchesterschool.org | SPECIALIST (EDS) | Total: 23 | | | |
| DORCHESTER PUBLIC SCHOOL | | Y | System: 3 | 120,800 | 0 | 42,245 |
| DORCHESTER PUBLIC SCHOOL | 76-0044-000 | SUPERINTENDENT | 1.00 | dschrunk@dorchesterschool.org | | |
| SCHWARTZ, JOHN | JSCHWARTZ@PAPLV.ORG | DOCTORATE | Total: 10 | | | |
| PAPILLION LA VISTA COMMUNITY SCHOOLS | | Y | System: 7 | 165,313 | 1,080 | 46,756 |
| PAPILLION LA VISTA COMMUNITY SCHOOLS | 77-0027-000 | ASSISTANT SUPERINTENDENT | 1.00 | JSCHWARTZ@PAPLV.ORG | | |
| Scott, Shawn | shawn.scott@adams-central.org | SPECIALIST (EDS) | Total: 21 | | | |
| ADAMS CENTRAL PUBLIC SCHOOLS | | Y | System: 12 | 152,161 | 0 | 48,418 |
| ADAMS CENTRAL PUBLIC SCHOOLS | 01-0090-000 | SUPERINTENDENT | 1.00 | shawn.scott@adams-central.org | | |

| Name | Email Address | Education Attained | Total Exp | | | |
|--------------------------------|------------------------------------|---------------------------|------------|------------------------------------|----------|----------|
| Controlling District | | Contracted | System Exp | Salary | Add Comp | Benefits |
| Assigned Location | Agency ID | Position | FTE | Email Address | | |
| Shalikow, Mikal | mikal.shalikow@ngpublicschools.com | SPECIALIST (EDS) | Total: 16 | | | |
| NEWMAN GROVE PUBLIC SCHOOLS | | Y | System: 5 | 126,000 | 2,618 | 7,101 |
| NEWMAN GROVE PUBLIC SCHOOLS | 59-0013-000 | SUPERINTENDENT | 1.00 | mikal.shalikow@ngpublicschools.com | | |
| Shane, Amy | amyshane@oneillschools.org | SPECIALIST (EDS) | Total: 34 | | | |
| O'NEILL PUBLIC SCHOOLS | | Y | System: 20 | 142,000 | 0 | 40,876 |
| O'NEILL PUBLIC SCHOOLS | 45-0007-000 | SUPERINTENDENT | 1.00 | amyshane@oneillschools.org | | |
| Sheffield, Paul | psheffie@emwolves.net | SPECIALIST (EDS) | Total: 27 | | | |
| EXETER-MILLIGAN PUBLIC SCHOOLS | | Y | System: 11 | 130,000 | 0 | 43,298 |
| EXETER-MILLIGAN PUBLIC SCHOOLS | 30-0001-000 | SUPERINTENDENT | 1.00 | psheffie@emwolves.net | | |
| Shepard, Gregory | gregory.shepard@cpstrojans.org | SPECIALIST (EDS) | Total: 35 | | | |
| CAMBRIDGE PUBLIC SCHOOLS | | Y | System: 3 | 128,000 | 0 | 35,893 |
| CAMBRIDGE PUBLIC SCHOOLS | 33-0021-000 | SUPERINTENDENT | 1.00 | gregory.shepard@cpstrojans.org | | |
| Shepard, Mark | mark.shepard@fpsmail.org | MASTERS DEGREE PLUS HOURS | Total: 35 | | | |
| FREMONT PUBLIC SCHOOLS | | Y | System: 19 | 208,435 | 29,180 | 49,254 |
| FREMONT PUBLIC SCHOOLS | 27-0001-000 | SUPERINTENDENT | 1.00 | mark.shepard@fpsmail.org | | |
| Sherwood, Joseph | joe.sherwood@mpslions.org | MASTERS DEGREE PLUS HOURS | Total: 23 | | | |
| MORRILL PUBLIC SCHOOLS | | Y | System: 4 | 120,000 | 0 | 14,456 |
| MORRILL PUBLIC SCHOOLS | 79-0011-000 | SUPERINTENDENT | 1.00 | joe.sherwood@mpslions.org | | |
| Shipp, Dennis | dennis.shipp@bertrandvikings.org | DOCTORATE | Total: 37 | | | |
| BERTRAND PUBLIC SCHOOLS | | Y | System: 12 | 138,393 | 0 | 45,848 |
| BERTRAND PUBLIC SCHOOLS | 69-0054-000 | SUPERINTENDENT | 0.50 | dennis.shipp@bertrandvikings.org | | |
| BERTRAND HIGH SCHOOL | 69-0054-001 | SECONDARY COUNSELOR | 0.50 | | | |

| Name | Email Address | Education Attained | Total Exp | | | |
|-----------------------------|-------------------------------|---------------------|------------|-------------------------------|----------|----------|
| Controlling District | | Contracted | System Exp | Salary | Add Comp | Benefits |
| Assigned Location | Agency ID | Position | FTE | Email Address | | |
| SHOEMAKE, DANIEL | dan.shoemake@esu6.org | DOCTORATE | Total: 45 | | | |
| EDUCATIONAL SERVICE UNIT 06 | | Y | System: 13 | 162,579 | 601 | 27,050 |
| EDUCATIONAL SERVICE UNIT 06 | 00-0006-000 | CHIEF ADMINISTRATOR | 1.00 | dan.shoemake@esu6.org | | |
| Shoff, Michael | mshoff@winsidewildcats.org | SPECIALIST (EDS) | Total: 29 | | | |
| WINSIDE PUBLIC SCHOOLS | | Y | System: 5 | 114,500 | 0 | 40,989 |
| WINSIDE PUBLIC SCHOOLS | 90-0595-000 | SUPERINTENDENT | 1.00 | mshoff@winsidewildcats.org | | |
| Sieh, Michael | msieh@esu8.org | DOCTORATE | Total: 31 | | | |
| STANTON COMMUNITY SCHOOLS | | Y | System: 18 | 139,164 | 0 | 47,213 |
| STANTON COMMUNITY SCHOOLS | 84-0003-000 | SUPERINTENDENT | 1.00 | msieh@esu8.org | | |
| Simpson, Angela | angela.simpson@lcpbpublic.org | SPECIALIST (EDS) | Total: 25 | | | |
| LOUP CITY PUBLIC SCHOOLS | | Y | System: 1 | 115,000 | 13,034 | 2,010 |
| LOUP CITY PUBLIC SCHOOLS | 82-0001-000 | SUPERINTENDENT | 1.00 | angela.simpson@lcpbpublic.org | | |
| Sissel, Paula | psissel@gceagles.org | DOCTORATE | Total: 39 | | | |
| GARDEN COUNTY SCHOOLS | | Y | System: 12 | 127,350 | 0 | 21,110 |
| GARDEN COUNTY SCHOOLS | 35-0001-000 | SUPERINTENDENT | 1.00 | psissel@gceagles.org | | |
| Sjuts, Greg | gregsjuts@humphrey.esu7.org | SPECIALIST (EDS) | Total: 32 | | | |
| HUMPHREY PUBLIC SCHOOLS | | Y | System: 17 | 126,943 | 8,937 | 45,828 |
| HUMPHREY PUBLIC SCHOOLS | 71-0067-000 | SUPERINTENDENT | 1.00 | gregsjuts@humphrey.esu7.org | | |
| Skretta, John | john.skretta@nsdtitans.org | DOCTORATE | Total: 23 | | | |
| NORRIS SCHOOL DIST 160 | | Y | System: 15 | 165,983 | 6,000 | 20,034 |
| NORRIS SCHOOL DIST 160 | 55-0160-000 | SUPERINTENDENT | 1.00 | john.skretta@nsdtitans.org | | |

| Name | Email Address | Education Attained | Total Exp | | | |
|-------------------------------|--------------------------------------|---------------------------|------------|--------------------------------------|----------|----------|
| Controlling District | | Contracted | System Exp | Salary | Add Comp | Benefits |
| Assigned Location | Agency ID | Position | FTE | Email Address | | |
| Spencer, David | dspencer@southplatteschools.com | MASTERS DEGREE PLUS HOURS | Total: 27 | | | |
| SOUTH PLATTE PUBLIC SCHOOLS | | Y | System: 16 | 125,000 | 0 | 19,542 |
| SOUTH PLATTE PUBLIC SCHOOLS | 25-0095-000 | SUPERINTENDENT | 0.75 | dspencer@southplatteschools.com | | |
| SO PLATTE ELEM AT BIG SPRINGS | 25-0095-002 | PRINCIPAL | 0.25 | | | |
| Standish, Elizabeth | lstandis@lps.org | DOCTORATE | Total: 23 | | | |
| LINCOLN PUBLIC SCHOOLS | | Y | System: 6 | 214,859 | 0 | 90,424 |
| EDUCATIONAL SERVICE UNIT 18 | 00-0018-000 | CHIEF ADMINISTRATOR | 0.50 | lstandis@lps.org | | |
| LINCOLN PUBLIC SCHOOLS | 55-0001-000 | ASSISTANT SUPERINTENDENT | 1.50 | | | |
| Stecher, Samuel | sstecher@ebutler.esu7.org | SPECIALIST (EDS) | Total: 21 | | | |
| EAST BUTLER PUBLIC SCHOOLS | | Y | System: 5 | 135,239 | 0 | 43,976 |
| EAST BUTLER PUBLIC SCHOOLS | 12-0502-000 | SUPERINTENDENT | 1.00 | sstecher@ebutler.esu7.org | | |
| STEFFENSEN, KENDALL | kendallsteffensen@piercebluejays.org | SPECIALIST (EDS) | Total: 29 | | | |
| PIERCE PUBLIC SCHOOLS | | Y | System: 8 | 127,590 | 0 | 41,421 |
| PIERCE PUBLIC SCHOOLS | 70-0002-000 | SUPERINTENDENT | 1.00 | kendallsteffensen@piercebluejays.org | | |
| Strom, Todd | todd.strom@ssccardinals.org | MASTERS DEGREE PLUS HOURS | Total: 4 | | | |
| SO SIOUX CITY COMMUNITY SCHS | | Y | System: 4 | 205,285 | 0 | 55,607 |
| SO SIOUX CITY COMMUNITY SCHS | 22-0011-000 | SUPERINTENDENT | 1.00 | todd.strom@ssccardinals.org | | |
| Sullivan, Jason | jason.sullivan@elmcreekschools.org | SPECIALIST (EDS) | Total: 15 | | | |
| ELM CREEK PUBLIC SCHOOLS | | Y | System: 5 | 102,000 | 0 | 24,733 |
| ELM CREEK PUBLIC SCHOOLS | 10-0009-000 | SUPERINTENDENT | 1.00 | jason.sullivan@elmcreekschools.org | | |
| SUTFIN, JAMES | jsutfin@mpsomaha.org | DOCTORATE | Total: 30 | | | |
| MILLARD PUBLIC SCHOOLS | | Y | System: 24 | 237,286 | 36,824 | 39,011 |
| MILLARD PUBLIC SCHOOLS | 28-0017-000 | SUPERINTENDENT | 1.00 | jsutfin@mpsomaha.org | | |

| Name | Email Address | Education Attained | Total Exp | | | |
|------------------------------------|-------------------------------|--------------------|------------|-------------------------------|----------|----------|
| Controlling District | | Contracted | System Exp | Salary | Add Comp | Benefits |
| Assigned Location | Agency ID | Position | FTE | Email Address | | |
| TEAHON, MICHAEL | michael.teahon@goswed.es.org | DOCTORATE | Total: 34 | | | |
| GOTHENBURG PUBLIC SCHOOLS | | Y | System: 18 | 179,225 | 0 | 26,774 |
| GOTHENBURG PUBLIC SCHOOLS | 24-0020-000 | SUPERINTENDENT | 1.00 | michael.teahon@goswed.es.org | | |
| Terwilliger, Ryan | ryan.terwilliger@mps148.org | SPECIALIST (EDS) | Total: 22 | | | |
| MALCOLM PUBLIC SCHOOLS | | Y | System: 21 | 150,528 | 0 | 39,958 |
| MALCOLM PUBLIC SCHOOLS | 55-0148-000 | SUPERINTENDENT | 1.00 | ryan.terwilliger@mps148.org | | |
| THOMPSON, JAMI JO | JamiJoThompson@npsne.org | DOCTORATE | Total: 7 | | | |
| NORFOLK PUBLIC SCHOOLS | | Y | System: 7 | 204,350 | 0 | 48,241 |
| NORFOLK PUBLIC SCHOOLS | 59-0002-000 | SUPERINTENDENT | 1.00 | JamiJoThompson@npsne.org | | |
| Thompson, Robby | robthompson@chsbulldogs.org | SPECIALIST (EDS) | Total: 34 | | | |
| CREIGHTON COMMUNITY PUBLIC SCHOOLS | | Y | System: 2 | 123,000 | 0 | 41,321 |
| CREIGHTON COMMUNITY PUBLIC SCHOOLS | 54-0013-000 | SUPERINTENDENT | 0.65 | robthompson@chsbulldogs.org | | |
| CREIGHTON ELEMENTARY SCHOOL | 54-0013-002 | PRINCIPAL | 0.35 | | | |
| Tobey, Darren | darren.tobey@bbps.org | SPECIALIST (EDS) | Total: 13 | | | |
| BROKEN BOW PUBLIC SCHOOLS | | Y | System: 1 | 120,833 | 0 | 22,941 |
| BROKEN BOW PUBLIC SCHOOLS | 21-0025-000 | SUPERINTENDENT | 1.00 | darren.tobey@bbps.org | | |
| Tonniges, Brian | btonniges@hpcstorm.org | SPECIALIST (EDS) | Total: 29 | | | |
| HIGH PLAINS COMMUNITY SCHOOLS | | Y | System: 4 | 125,074 | 0 | 42,530 |
| HIGH PLAINS COMMUNITY SCHOOLS | 72-0075-000 | SUPERINTENDENT | 1.00 | btonniges@hpcstorm.org | | |
| Underwood, Jess | jess.underwood@apshuskies.org | SPECIALIST (EDS) | Total: 20 | | | |
| ARCADIA PUBLIC SCHOOLS | | Y | System: 9 | 87,500 | 0 | 33,689 |
| ARCADIA PUBLIC SCHOOLS | 88-0021-000 | SUPERINTENDENT | 0.75 | jess.underwood@apshuskies.org | | |
| ARCADIA ELEMENTARY SCHOOL | 88-0021-002 | PRINCIPAL | 0.25 | | | |

| Name | Email Address | Education Attained | Total Exp | | | |
|-------------------------------------|--------------------------------|--------------------|------------|--------------------------------|----------|----------|
| Controlling District | | Contracted | System Exp | Salary | Add Comp | Benefits |
| Assigned Location | Agency ID | Position | FTE | Email Address | | |
| Unzicker, Troy | tunzicker@apschools.org | DOCTORATE | Total: 22 | | | |
| ALLIANCE PUBLIC SCHOOLS | | Y | System: 6 | 186,300 | 0 | 18,175 |
| ALLIANCE PUBLIC SCHOOLS | 07-0006-000 | SUPERINTENDENT | 0.82 | tunzicker@apschools.org | | |
| HYANNIS AREA SCHOOLS | 38-0011-000 | SUPERINTENDENT | 0.18 | | | |
| Urbanek, Katherine | kurbanek@mpstigers.com | SPECIALIST (EDS) | Total: 14 | | | |
| MITCHELL PUBLIC SCHOOLS | | Y | System: 5 | 124,000 | 0 | 47,251 |
| MITCHELL PUBLIC SCHOOLS | 79-0031-000 | SUPERINTENDENT | 1.00 | kurbanek@mpstigers.com | | |
| Vetter, Jeffrey | jvetter@pleasantonbulldogs.org | SPECIALIST (EDS) | Total: 21 | | | |
| PLEASANTON PUBLIC SCHOOLS | | Y | System: 3 | 115,000 | 5,484 | 13,003 |
| PLEASANTON PUBLIC SCHOOLS | 10-0105-000 | SUPERINTENDENT | 1.00 | jvetter@pleasantonbulldogs.org | | |
| Waters, Michael | mike.waters@creteschools.org | DOCTORATE | Total: 27 | | | |
| CRETE PUBLIC SCHOOLS | | Y | System: 3 | 152,000 | 0 | 46,428 |
| CRETE PUBLIC SCHOOLS | 76-0002-000 | SUPERINTENDENT | 1.00 | mike.waters@creteschools.org | | |
| Weber , Don | donw@ndlcms.org | MASTERS DEGREE | Total: 49 | | | |
| CHRIST ELEMENTARY SCHOOL | | N | System: 26 | | | |
| CHRIST ELEMENTARY SCHOOL | 55-0764-000 | SUPERINTENDENT | 0.02 | donw@ndlcms.org | | |
| CHRIST LUTHERAN ELEM SCHOOL | | N | System: 26 | | | |
| CHRIST LUTHERAN ELEM SCHOOL | 59-0706-000 | SUPERINTENDENT | 0.02 | | | |
| CHRIST LUTHERAN ELEMENTARY SCH | | N | System: 14 | | | |
| CHRIST LUTHERAN ELEMENTARY SCH | 01-0701-000 | SUPERINTENDENT | 0.01 | | | |
| CHRIST LUTHERAN ELEMENTARY SCH | | N | System: 26 | | | |
| CHRIST LUTHERAN ELEMENTARY SCH | 71-0711-000 | SUPERINTENDENT | 0.02 | | | |
| CONCORDIA LUTHERAN SCHOOLS OF OMAHA | | N | System: 26 | | | |
| CONCORDIA LUTHERAN SCHOOLS OF OMAHA | 28-0754-000 | SUPERINTENDENT | 0.02 | | | |

| Name | Email Address | Education Attained | Total Exp | System Exp | Salary | Add Comp | Benefits |
|----------------------|------------------------------------|--------------------|---------------------|------------|---------------|----------|----------|
| Controlling District | Assigned Location | Agency ID | Contracted Position | FTE | Email Address | | |
| | DESHLER LUTHERAN ELEM SCHOOL | | N | | System: 14 | | |
| | DESHLER LUTHERAN ELEM SCHOOL | 85-0703-000 | SUPERINTENDENT | 0.01 | | | |
| | EMMANUEL-FAITH LUTHERAN SCHOOL | | N | | System: 26 | | |
| | EMMANUEL-FAITH LUTHERAN SCHOOL | 93-0701-000 | SUPERINTENDENT | 0.02 | | | |
| | FAITH LUTHERAN SCHOOL | | N | | System: 14 | | |
| | FAITH LUTHERAN SCHOOL | 55-0728-000 | SUPERINTENDENT | 0.01 | | | |
| | IMMANUEL LUTHERAN ELEM SCHOOL | | N | | System: 26 | | |
| | IMMANUEL LUTHERAN ELEM SCHOOL | 41-0701-000 | SUPERINTENDENT | 0.02 | | | |
| | IMMANUEL LUTHERAN ELEM SCHOOL | | N | | System: 26 | | |
| | IMMANUEL LUTHERAN ELEM SCHOOL | 71-0701-000 | SUPERINTENDENT | 0.02 | | | |
| | LINCOLN LUTHERAN MS/SR HIGH | | N | | System: 26 | | |
| | LINCOLN LUTHERAN MS/SR HIGH | 55-0706-000 | SUPERINTENDENT | 0.02 | | | |
| | LUTHERAN HIGH NORTHEAST | | N | | System: 26 | | |
| | LUTHERAN HIGH NORTHEAST | 59-0714-000 | SUPERINTENDENT | 0.01 | | | |
| | MESSIAH LUTHERAN ELEMENTARY SCHOOL | | N | | System: 26 | | |
| | MESSIAH LUTHERAN ELEMENTARY SCHOOL | 55-0702-000 | SUPERINTENDENT | 0.02 | | | |
| | OUR REDEEMER LUTHERAN ELEM SCH | | N | | System: 26 | | |
| | OUR REDEEMER LUTHERAN ELEM SCH | 56-0701-000 | SUPERINTENDENT | 0.01 | | | |
| | ST JOHN LUTHERAN ELEM SCHOOL | | N | | System: 26 | | |
| | ST JOHN LUTHERAN ELEM SCHOOL | 59-0708-000 | SUPERINTENDENT | 0.02 | | | |
| | ST JOHN LUTHERAN SCHOOL | | N | | System: 14 | | |
| | ST JOHN LUTHERAN SCHOOL | 80-0701-000 | SUPERINTENDENT | 0.01 | | | |
| | ST PAUL LUTHERAN ELEM SCHOOL | | N | | System: 26 | | |
| | ST PAUL LUTHERAN ELEM SCHOOL | 20-0703-000 | SUPERINTENDENT | 0.01 | | | |
| | ST PAUL'S LUTHERAN ELEM SCHOOL | | N | | System: 14 | | |
| | ST PAUL'S LUTHERAN ELEM SCHOOL | 34-0702-000 | SUPERINTENDENT | 0.01 | | | |
| | ST PAUL'S LUTHERAN ELEM SCHOOL | | N | | System: 26 | | |
| | ST PAUL'S LUTHERAN ELEM SCHOOL | 51-0702-000 | SUPERINTENDENT | 0.02 | | | |
| | ST PAUL'S LUTHERAN ELEM SCHOOL | | N | | System: 16 | | |
| | ST PAUL'S LUTHERAN ELEM SCHOOL | 89-0701-000 | SUPERINTENDENT | 0.01 | | | |

| Name | Email Address | Education Attained | Total Exp | | | |
|-------------------------------|---------------|--------------------------|--|-------------------------------------|----------|----------|
| Controlling District | | Contracted | System Exp | Salary | Add Comp | Benefits |
| Assigned Location | Agency ID | Position | FTE | Email Address | | |
| TRINITY LUTHERAN ELEM SCHOOLS | | | N System: 26 | | | |
| TRINITY LUTHERAN ELEM SCHOOLS | 27-0702-000 | SUPERINTENDENT | 0.02 | | | |
| ZION LUTHERAN ELEMENTARY SCH | | | N System: 26 | | | |
| ZION LUTHERAN ELEMENTARY SCH | 10-0702-000 | SUPERINTENDENT | 0.02 | | | |
| Weber, Eric | | | eweber@lps.org DOCTORATE Total: 23 | | | |
| LINCOLN PUBLIC SCHOOLS | | Y | System: 8 | 214,859 | 0 | 50,261 |
| LINCOLN PUBLIC SCHOOLS | 55-0001-000 | ASSISTANT SUPERINTENDENT | 1.00 | eweber@lps.org | | |
| WEICHEL, MARK | | | Weichel.Mark@westside66.net DOCTORATE Total: 14 | | | |
| WESTSIDE COMMUNITY SCHOOLS | | Y | System: 14 | 173,626 | 0 | 33,529 |
| WESTSIDE COMMUNITY SCHOOLS | 28-0066-000 | ASSISTANT SUPERINTENDENT | 1.00 | Weichel.Mark@westside66.net | | |
| Weidner, John | | | jweidner@twinriver.esu7.org DOCTORATE Total: 33 | | | |
| TWIN RIVER PUBLIC SCHOOLS | | Y | System: 3 | 130,000 | 0 | 43,800 |
| TWIN RIVER PUBLIC SCHOOLS | 63-0030-000 | SUPERINTENDENT | 1.00 | jweidner@twinriver.esu7.org | | |
| West, Jeffery | | | jwest@esu13.org DOCTORATE Total: 32 | | | |
| EDUCATIONAL SERVICE UNIT 13 | | Y | System: 11 | 186,351 | 0 | 39,571 |
| EDUCATIONAL SERVICE UNIT 13 | 00-0013-000 | CHIEF ADMINISTRATOR | 1.00 | jwest@esu13.org | | |
| Wheelock, Melissa | | | mwheelock@esu10.org DOCTORATE Total: 11 | | | |
| EDUCATIONAL SERVICE UNIT 10 | | Y | System: 1 | 165,000 | 0 | 29,929 |
| EDUCATIONAL SERVICE UNIT 10 | 00-0010-000 | SUPERINTENDENT | 1.00 | mwheelock@esu10.org | | |
| Widdifield, James | | | james.widdifield@mindenwhippets.org SPECIALIST (EDS) Total: 23 | | | |
| MINDEN PUBLIC SCHOOLS | | Y | System: 1 | 135,000 | 0 | 43,841 |
| MINDEN PUBLIC SCHOOLS | 50-0503-000 | SUPERINTENDENT | 1.00 | james.widdifield@mindenwhippets.org | | |

| Name | Email Address | Education Attained | Total Exp | | | |
|------------------------------|---|---------------------------|------------|---|----------|----------|
| Controlling District | | Contracted | System Exp | Salary | Add Comp | Benefits |
| Assigned Location | Agency ID | Position | FTE | Email Address | | |
| Williams, Michael | mike.williams@pdcoyotes.org | MASTERS DEGREE PLUS HOURS | Total: 28 | | | |
| POTTER-DIX PUBLIC SCHOOLS | | Y | System: 4 | 108,025 | 0 | 39,958 |
| POTTER-DIX PUBLIC SCHOOLS | 17-0009-000 | SUPERINTENDENT | 0.50 | mike.williams@pdcoyotes.org | | |
| POTTER-DIX ELEMENTARY SCHOOL | 17-0009-003 | PRINCIPAL | 0.50 | | | |
| Winchester, Caroline | caroline.winchester@chadronschoools.net | DOCTORATE | Total: 34 | | | |
| CHADRON PUBLIC SCHOOLS | | Y | System: 9 | 125,300 | 0 | 37,021 |
| CHADRON PUBLIC SCHOOLS | 23-0002-000 | SUPERINTENDENT | 1.00 | caroline.winchester@chadronschoools.net | | |
| Wingard, Kevin | kevin.wingard@milfordpublicschools.org | SPECIALIST (EDS) | Total: 28 | | | |
| MILFORD PUBLIC SCHOOLS | | Y | System: 14 | 156,000 | 186 | 27,533 |
| MILFORD PUBLIC SCHOOLS | 80-0005-000 | SUPERINTENDENT | 0.60 | kevin.wingard@milfordpublicschools.org | | |
| MILFORD ELEMENTARY SCHOOL | 80-0005-002 | PRINCIPAL | 0.40 | | | |
| Wiseman, Dana | dwiseman@spsne.org | MASTERS DEGREE PLUS HOURS | Total: 27 | | | |
| SUTTON PUBLIC SCHOOLS | | Y | System: 16 | 140,378 | 0 | 37,268 |
| SUTTON PUBLIC SCHOOLS | 18-0002-000 | SUPERINTENDENT | 1.00 | dwiseman@spsne.org | | |
| Worrell, Cory | cory.worrell@district145.org | DOCTORATE | Total: 21 | | | |
| WAVERLY SCHOOL DISTRICT 145 | | Y | System: 2 | 160,679 | 0 | 36,864 |
| WAVERLY SCHOOL DISTRICT 145 | 55-0145-000 | SUPERINTENDENT | 1.00 | cory.worrell@district145.org | | |

RECEIVED
FEB 19 2018

EMPLOYMENT CONTRACT
between
AMY SHANE
and
O'NEILL PUBLIC SCHOOL DISTRICT #7
of
HOLT COUNTY, NEBRASKA

This agreement is made and entered into on February 12, 2018, by and between School District #7 of Holt County, Nebraska, also known as O'Neill Public Schools, hereinafter referred to as the District, and Amy Shane, hereinafter referred to as the Administrator.

In consideration of the mutual covenants and agreements of the parties contained herein, the District hereby employs the Administrator, and the Administrator hereby accepts employment by the District, as Superintendent of Schools, on the terms and conditions provided in this agreement.

- 1. TERM.** The employment provided herein shall begin on July 1, 2018, and shall terminate on June 30, 2020. The Administrator affirms that she is not under contract with another School District within this state covering all or any part of the same period of time as provided in this contract.
- 2. PROFESSIONAL CERTIFICATION.** The administrator affirms that at the time beginning of the term of this contract, the Administrator holds, or will hold, a current Nebraska administrative certificate valid for service as a Superintendent in a Class III School District in the State of Nebraska or has otherwise qualified to provide such service. Such certificate is or will be in force and effect for the period covered by this contract, and it is understood and agreed that this contract is not valid until the administrator's certificate as herein provided is registered as provided by law, and the Administrator shall not be compensated for any service performed prior to the date of registration of such certificate. The parties acknowledge that the Administrator intends to complete the requirements for obtaining a specialists certificate in educational administration under the rules and regulations of the Nebraska Department of Education.
- 3. DUTIES AND RESPONSIBILITIES.** The Administrator shall have charge of the Administration of the Schools of the District under the direction of the Board. She shall be the chief executive officer of the District and shall direct and assign teachers and other employees of the District under her supervision. She shall organize, reorganize and arrange the administrative and supervisory staff, including construction and business affairs, as best serves the District. She shall select all personnel subject to the approval of the Board. She shall from time to time suggest regulations, rules and procedures deemed necessary for the well ordering of the business of the District, and in general perform all duties incident to the office of Superintendent as provided by law, and such other duties as may be prescribed by the Board of Education of the District from time to time. All duties and powers assigned to the Administrator by the Board should be appropriate to and consistent with a professional role and responsibility of the Superintendent of Schools.

4. **COMPENSATION.** As compensation for services performed by the Administrator, the District shall pay to the Administrator, as total salary during the term of this contract, the sum of **\$142,000** per year. The parties anticipate an increase in the annual salary for the second year of this contract, which shall be determined by negotiation between the parties. The salary shall be paid to Administrator in twelve (12) equal monthly installments paid at the same time and in the same manner as the other payroll disbursements of the District.
5. **HEALTH & DENTAL INSURANCE.** Administrator shall be entitled to health and dental insurance comparable to the amount of such benefits received by the certificated teaching staff employed by the District during the term of this agreement.
6. **VACATION AND OTHER LEAVE.** The Administrator shall be allowed the following days of leave for the term of this contract:
 - A. The Administrator shall be allowed to take 20 days of paid vacation during the contract year, in addition to any scheduled school vacation days. Unused days will be allowed to accumulate to a maximum of 30 days. The unused balance above 30 days will be paid up at the end of each contract year.
 - B. The Administrator shall be allowed sick leave and personal leave equivalent to the sick leave and personal leave provided to the other certificated employees of the District.
 - C. Professional leave shall be provided to the Administrator by the Board when that leave is appropriate and consistent with the role and responsibilities of the office of Superintendent.
7. **MEMBERSHIP DUES.** The District shall pay the annual dues for membership by the Administrator in up to three professional organizations, along with membership of the Administrator in the O'Neill Lions Club and in the O'Neill Rotary Club.
8. **EXPENSES.** The District shall pay or reimburse the Administrator for all necessary and reasonable expenses approved by the District and incurred by the Administrator in the continuing performance of her duties under this agreement.
9. **MEDICAL EXAMINATION.** The District shall pay for a complete medical examination of the Administrator once during the term of this contract, and in the event of renewal of this contract, once every two (2) years thereafter. The District shall be advised in writing by the examining medical provider of the continued physical fitness of the Administrator to perform the duties required under this contract, and the Administrator hereby consents to the release of information necessary for such disclosure. Any such disclosure shall be and remain confidential.
10. **DISABILITY OF THE ADMINISTRATOR.** Should the Administrator be unable to perform any or all of her duties by reason of illness, accident or other disability beyond her

control, and such disability exists for a period of more than the accumulative sick leave of the Administrator during any school year, the District may, in its discretion, make proportionate adjustment and deduction from the salary of the Administrator. If, in the determination of the District, such disability is permanent, irreparable, or of such nature as will make the performance of the Administrator's duties impossible, the District may, in its discretion, terminate this agreement, whereupon the respective duties, rights and obligations of the parties shall be terminated.

11. EFFECT OF TERMINATION. Upon termination of this contract for any reason, the compensation to be paid under this contract shall be prorated to the date of such termination.

12. GOVERNING LAWS. This contract, and all terms and conditions provided herein, shall be governed by and shall be subject to the laws of the State of Nebraska and any and all rules and regulations of the Nebraska Department of Education, including, but not limited to, laws and regulations relating to schools, school districts and school employees.


IN WITNESS WHEREOF, the parties have executed this employment agreement in duplicate effective as of the date provided herein.

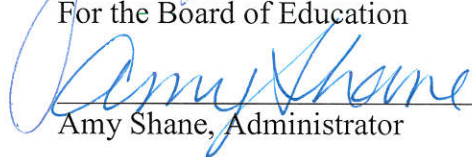
SUPERINTENDENT

2-12-18
Date

2-19-18
Date

**SCHOOL DISTRICT #7
OF HOLT COUNTY, NEBRASKA**



For the Board of Education


Amy Shane, Administrator

O'NEILL PUBLIC SCHOOLS

Vision Statement
Dream, Believe, Achieve
Empowering Today's Students to be Tomorrow's Leaders

The
O'Neill
Way

**Dedication
Dignity
Respect
Class
Courage
Honor
Excellence
Pride**

December 6, 2018

Here we are in the final month of 2018. It seems like yesterday I was saying it was the final month of 2017...time really does go faster as we grow older! I want to thank the board for holding an additional board meeting to discuss and ratify the personnel documents for Mr. Hunt. We are moving forward with advertising the position for the second semester. We have one completed application at this time. Mr. Chuck Price continues to fill in as we move forward. Thanks to him for all of the hard work, time and effort he has put in to make the educational process move forward in a positive manner.

Our School Improvement Team has been working hard and having fun preparing for the February 25th – 26th external visit by our AdvancEd team. We have been informed that the team will be led by Jamie Isom, Valentine's superintendent. The team will likely want to visit with a few board members during the visit, and all board members will be encouraged to attend the exit report meeting. You need to know how blessed we are to have the building level leadership and amazing staff that we have here at OPS. I couldn't ask for a better team to work with.

I will be leading the external review of the Northern Tier schools March 27th and 28th. This will involve leading a team of seven educators who will visit 8 different school districts, all with the same goals but very different ways of implementing it! I always learn when I agree to help with these kinds of things, which hopefully makes me even better at my job.

This will be the last board meeting for Tom Stepp and Jim Sibbel, who have both served the district for 4 years and for Jim Gotschall who has served the district for 16 years! The contribution that these individuals have made to our district cannot be listed, they are innumerable! Every child is better off for their service. We will be recognizing them on Monday night. I would like to invite everyone over for a short get together after the board meeting Monday night.

Looking forward to seeing you on Monday night!

Amy Shane

The Mission of the O'Neill Public Schools is to provide engaging learning experiences in a safe and respectful environment where all students are expected to develop the skills and knowledge necessary to be independent, collaborative, and productive citizens of an ever-changing world.

O'Neill Public School

Box 230 O'Neill, NE 68763

Corey Fisher, High School Principal

e-mail: coreyfisher@oneillschools.org

Phone: (402) 336-1544

Date: December 10, 2018

Re: Board Report (High School)

End of 1st Semester:

- The end of the semester is Friday, December 21st. There will be a 1:30 p.m. dismissal on that Friday and the students and staff will be enjoying holiday festivities throughout that day. When staff returns on January 3, 2019 for in-service, our focus will be school safety, school improvement and the OPS Instructional Framework (based on Marzano Instructional Framework). On Friday, January 4th, Dr. Phil Warrick with the Marzano Research Institute will return and present our third of three in-house workshops for all teachers. We will also use time to prepare for the start of the 2nd semester. As always, the 2nd semester involves state assessments that will be given in the spring. The 11th grade students will again take the ACT exam. Grades 7 and 8 will again participate in the NSCAS State Assessment.

Student Council Canned Food Drive:

- As a friendly competition between the junior-senior high school and the elementary the OHS Student Council is again leading the annual canned food drive. All donated canned and dry food items will be taken to the Holt Co. Food Pantry. The drive will run through December 13th and we again are having some friendly competition with the elementary. If you wish to donate, feel free to bring items to the high school or elementary campus.

Mobility, Drop Out Rates and Student Learning:

- As was shared with the Board in December 2017, one of the things that public schools have little to no control over is the ever increasing issue of student mobility. We have a higher percentage of “highly mobile students” compared to the state average. As we head into the 2nd semester where we conduct the majority of summative assessments, it is important to understand that student performance, whether it be on formative or summative assessments, are greatly impacted by mobility, among a variety of other factors. Please keep this in mind when it comes to reviewing student performance data. Students who maintain enrollment in a school for a period of 3-5 years will show greater success than those who are more mobile and attend multiple schools through that same time frame.
- At the end of the 1st quarter (October 18th) there were 359 students enrolled in grades 7-12.
- Currently, (December 5, 2018) there are 348 students enrolled in grades 7-12.
- It is not uncommon for our enrollment to increase/decrease by 10 students in a given quarter or semester.
- I will share some information with the board regarding state drop out rates, OPS drop out rates and factors that impact both state and OPS district drop out rates.

FINISHING STRONG:

- I am proud to share with you that with just over two weeks of school remaining in the semester, students in grades 7-12 are working hard to FINISH STRONG!

★ *There are currently 348 students enrolled in grades 7-12.*

★ 44 students are maintaining all A's. That is 13% of 7-12 enrollment.

★ 29 students are failing at least one class. That is 9% of 7-12 enrollment.

★ 319 students are passing all of their classes. That is 92% of 7-12 enrollment.

SEMESTER 1 GOALS:

★ Less than 15 students carrying a failing grade. 4% or less of 7-12 enrollment.

★ At least 333 students passing all classes. 96% of 7-12 enrollment pass all classes.

★ WE HAVE CHALLENGED STUDENTS TO REACH 96% OF 7-12 ENROLLMENT PASSING ALL CLASSES.

Mr. Gary Hostert, Mr. Hesse and the 8th Grade Social Studies students hosted their annual Geography Awareness Week Food Fair this past month. The 8th grade students, along with some students from other classes and several staff members made and/or brought foods representing a variety of places and ethnicities from around the world. As always it was a really fun learning activity for all. The students sold their food samples for .25 cents and donated half of their earnings to the students who will visit the Holocaust Museum.



TEACHER SHIRT WINNERS!

STUDENT SHIRT WINNERS!



Each year, approximately 3,000 of the best high school musicians in the state audition for the Nebraska All-State Band, Chorus, Jazz Band and Orchestra which are sponsored by the Nebraska Music Education Association. Selection as a member of one of these groups is one of the highest music honors attainable in Nebraska. A big shout out to OHS Sophomore Christopher Jennings. He was among the 160 students selected to be a part of the 2018 All-State Band. This is a prestigious accomplishment. Christopher is definitely one of the elite student musicians in Nebraska.



O'NEILL HIGH SCHOOL

Corey A. Fisher, Principal



O'Neill High School

P.O. Box 230
540 E. Hynes
O'Neill, NE 68763

402-336-1544
402-336-2812
402-336-1105 fax

TO: Parents and/or Guardians
FROM: Corey Fisher
DATE: November 12, 2018
RE: 'Juuling'

The purpose of this correspondence is to communicate information to parents/guardians about a growing teenage phenomenon called "Juuling". While Electronic Cigarettes or E-Cigarettes (a.k.a. e-cigs) and other electronic vapor devices and products have been around for a few years, there is a fairly new device called a "JUUL" (pronounced Jewel) and this is the device I want to share more information with you.

"JUUL" is the name brand for a vaping device that electronically heats up a cartridge containing oil to create vapor. The Juul device can be charged in a USB port on a laptop and looks very similar to a USB flash drive. Thus, it is easier for students to have them at school as they look like a common tech device they might already use. *I have included pictures on the back of this letter for your benefit.*

In addition to looking inconspicuous, the vapor a JUUL emits is hard to detect and does not smell like cigarette smoke. Students can smoke from the device and blow the vapors into a backpack or clothing and do so undetected. There are also serious health concerns that students and parents should be aware of. One pack of oil for a JUUL contains the nicotine equivalent to 1-pack of cigarettes or 200 cigarette puffs. The "buzz" one can receive from *one* "hit" is significant and is a reason why Juuling is becoming more and more appealing to kids. Below are some need to know facts and information:

- ✓ JUUL is the name brand for a vaping device that electronically heats a cartridge containing oil to create a vapor that is inhaled by the user.
- ✓ The oil that is turned into vapor contains nicotine and one pack of oil has the nicotine equivalent of 1 pack of cigarettes or 200 cigarette puffs.
- ✓ The JUUL device can be charged in a USB port on a laptop computer and looks similar to a USB flash drive. (see images on back of this letter)
- ✓ The vapor that a user emits is hard to detect and does not smell like cigarette smoke.
- ✓ The JUUL Company markets their products as a healthier alternative for adults who smoke tobacco cigarettes. The company also communicates that their product is not intended for minors and that they are committed to combatting underage use. Learn more about the JUUL Company at <https://www.juul.com> Also; if you are aware of illegal sales of JUUL products, you can report them at youthprevention@juul.com.
- ✓ It is possible for users to use marijuana-based oils in a JUUL or to use the JUUL look-alike called a PAX Era.
- ✓ Nebraska State Statute (Neb. Rev. Stat. 28-1418) states "it is unlawful for a minor under the age of 18 to use tobacco or "alternative nicotine products" in any form whatsoever.
- ✓ ALL forms of smoking and vaping are prohibited at school. Students who use any form of electronic cigarettes or vaping devices including a JUUL are subject to consequences.

**I have included more information and images on the back of this letter.
Please feel free to contact me if you have any questions. CF**



A Proud Past . . . An Enlightened Future

Member North Central Association of Colleges and Schools

The U.S. Centers for Disease Control and Prevention Office for Smoking and Health (OSH) have worked to provide more information about smoking and vaping (including information about JUUL).

Please visit <https://goo.gl/BC89Zc> for more information.



Images of a JUUL Vaping Devices (images taken from email from Karen Haase, Nebraska School Attorney)

O'Neill Elementary School

Mr. Jim York, Principal

Mrs. Jill Brodersen, Assistant Principal

1700 N. 4th Street

P.O. Box 230

O'Neill, Nebraska

Phone: (402)-336-1400 Fax: (402)-336-2651

O'Neill Elementary Eagle Way 🦅 Be Safe 🦅 Be Respectful 🦅 Be Responsible

Board Note from the Elementary December 2018

I've been at OES for a year-and-a-half now and you've all heard me talk about the "Eagle Way" multiple times. Just a quick reminder; The Eagle Way means to "Be Safe, Respectful, and Responsible." This mantra is the cornerstone of our PBiS program at the Elementary.

Recently, we had our site visit from the PBiS consortium and I am proud to say that we received a 100% on Tier I (School-wide) PBiS services and were certified in our Tier II (small group work) PBiS services.

We really pride ourselves in the culture that we have built at OES and a big reason for the culture build is the buy-in from students and staff.

One way we have focussed on the positive behavior has been the daily affirmations through Eagle Earnings, weekly affirmations through High Five Friday & Eagle Pride Awards, monthly affirmations through Eagle Earning Monthly Cash-Ins, and semesterly affirmations through Soaring Eagle Awards.

Also, we start our weeks off with Mission Monday in the gym (when weather allows). This is an opportunity for us to celebrate doing things the Eagle Way as an entire school. We announce our mission (which changes weekly), then go over announcements for the week, recognize our Eagle

O'Neill Elementary School
Mr. Jim York, Principal
Mrs. Jill Brodersen, Assistant Principal
1700 N. 4th Street
P.O. Box 230
O'Neill, Nebraska
Phone: (402)-336-1400 Fax: (402)-336-2651

O'Neill Elementary Eagle Way 🦅 Be Safe 🦅 Be Respectful 🦅 Be Responsible

Pride Award Winners, and finish off with the Eagle Way Chant. I would encourage any board member to stop by during one of our Mission Mondays in the gym.

As always, if you ever have any questions about the elementary school, please feel free to stop by or give me a call at 402-336-1400. Thanks!

****NOTE**** I have attached some information from our previous newsletter, as well.

O'Neill Elementary School
Mr. Jim York, Principal
Mrs. Jill Brodersen, Assistant Principal
1700 N. 4th Street
P.O. Box 230
O'Neill, Nebraska

Phone: (402)-336-1400 Fax: (402)-336-2651

O'Neill Elementary Eagle Way 🦅 Be Safe 🦅 Be Respectful 🦅 Be Responsible



Junior Eagle Journal

Your Source for News from O'Neill Elementary School
December 2018



Presence is Present Enough

I saw the following Tweet from Lincoln sportscaster Kevin Sjuts the other day, "Spent most of the last 72 hours phone-less. What seemed to be an inconvenience at first turned out to be a wonderful blessing. No phone, no texts, no apps. I challenge everyone to completely unplug at least 1 day between now & Dec 31. Be present. Have meaningful conversations."

As the weather gets colder, families will be inside more often.

With that said, I have a request of all of you. Take up Mr. Sjuts' challenge! I want to challenge each and everyone one of you to take time to be present with your family over Winter Break.

Take the "No Technology Challenge" and completely unplug with your entire family. I, for one, am looking forward to doing this with my family.

Thank you,

Mr. Jim York
Principal, O'Neill Elementary School



O'Neill Elementary School
Mr. Jim York, Principal
Mrs. Jill Brodersen, Assistant Principal

1700 N. 4th Street

P.O. Box 230

O'Neill, Nebraska

Phone: (402)-336-1400 Fax: (402)-336-2651

O'Neill Elementary Eagle Way 🦅 Be Safe 🦅 Be Respectful 🦅 Be Responsible

Predators are using Fortnite to lure kids. Cops say parents need to worry

[nj.com/news/index.ssf/2018/09/fortnite_minecraft_join_other_platforms_where_pred.html](https://www.nj.com/news/index.ssf/2018/09/fortnite_minecraft_join_other_platforms_where_pred.html)

By Paige Gross pgross@njadvancemedia.com For NJ.com

MORE: [Predators use these 19 apps to lure minors. This is what parents need to know.](#)

First, parents worried about their children being approached by predators at grocery stores and on playgrounds. Then the threat moved online via shady profiles on social media.

Now, authorities say, some phone apps have opened even more channels of communication between adult predators and minors -- including some video games like Fortnite and Minecraft.

Earlier this week, in announcing the arrests of 24 alleged predators, state Attorney General Gurbir Grewal warned the public that people looking to take advantage of young teens and children have more options to do so than ever due to the ever-developing landscape of internet communication.

"It is a frightening reality that sexual predators are lurking on social media, ready to strike if they find a child who is vulnerable," Grewal said in describing how the 24 suspects were attempting to lure and elicit sex with teenagers.

Some of the apps N.J. Attorney General Gurbir Grewal warned parents about monitoring. (Michael Mancuso | For NJ.com)

Some of them -- a police sergeant, included -- posed as teenagers, themselves.

The suspects, all men, varied in age and walks of life.

But Grewal said most were taking advantage of a multitude of apps allowing them to reach out to children, or in this case, undercover detectives.

The men thought they were chatting with 14- and 15-year-old boys and girls, but were instead talking with detectives with the New Jersey State Police's Internet Crimes Against Children Task Force.

The task force trains its detectives to maintain online profiles on apps known for hooking up like Tinder and Grindr.

But Grewal said their presence can reach far beyond that.

Arrests of alleged child predators have been made after communicating through apps like Kik, Wishbone, Tumblr and even video games like Fortnite, Minecraft and Discord.

The similarities to the more social apps are that the gaming apps have a chat area.

Ask Alexa

"These arrests serve as a sobering reminder that parents should closely monitor their child's online activity," State Police Superintendent Col. Patrick Callahan said Tuesday.

O'Neill Elementary School
Mr. Jim York, Principal
Mrs. Jill Brodersen, Assistant Principal

1700 N. 4th Street

P.O. Box 230

O'Neill, Nebraska

Phone: (402)-336-1400 Fax: (402)-336-2651

O'Neill Elementary Eagle Way 🦅 Be Safe 🦅 Be Respectful 🦅 Be Responsible

Some of the apps, like Tinder, have an 18+ age requirement, but users are able to enter a birth date that's older or younger than they actually are. A person's age listed on Facebook sets their age on Tinder, as well, if the apps are synced.

But the app wasn't always adult-only.

Up until June 2016, a user only had to be 13 to sign up. The company changed its requirement after being heavily criticized by parents, [parentinfo.com](#) reported.

Many other social mediums and apps, like Tumblr, Instagram and Snapchat also have a minimum age requirement of 13. Tumblr says it's serious about its age requirement, writing:

"You have to be the Minimum Age to use Tumblr. We're serious: it's a hard rule. "But I'm, like, almost old enough!" you plead. Nope, sorry. If you're not old enough, don't use Tumblr. Ask your parents for a Playstation 4, or try books."

But Tumblr and other apps don't have a surefire way of keeping children off the app. If a kid can calculate a birthday that would make them older than the required age, they can access the app.

Making sure a child or teenager doesn't get wrapped up in a conversation with someone much older than they are pretending to be boils down to parents taking note of the apps their kids are using and talking through what is appropriate, authorities say.

"If children appear anxious or evasive when the topic is raised, it may be a red flag," Grewal said.

"It's critical that parents talk to their children about social media and chat apps to let them know that the people they encounter may not be who they initially seemed to be."

Paige Gross may be reached at pgross@njadvancemedia.com. Follow her on Twitter [@By_paigegross](#).

Administrative Report for School Board Nick Hostert, A.D.

12-10-18

Activities –

One-Act: We traveled to Columbus to compete in the B-3 District One-Act competition, received a Superior rating and 5th place finish. We were just a few points out of 3rd place and finished the season with our best performance. Outstanding performers were recognized at the following events: **Mid State Festival** (Superior Rating) Makenna Welke, Sam Carstens, Hunter Smith & Delaney Wallwey. **Minden** Makenna Welke, Claire Morrow, Christopher Jennings, Sam Carstens, Carson Belik, Hunter Smith, & Delaney Wallwey. **Districts** (Superior Rating & 5th place finish)- Sam Carstens, Makenna Welke, Claire Morrow, Hunter Smith, Kelsey Osborne & Delaney Wallwey. We also attended our annual combined public performance for O'Neill and St. Mary's and this event was well attended.

Softball postseason honors- OWH & LJS Honorable Mention-Olivia Grass, Alison Dugan, Brooke Benson. All Conference 2nd team-Brooke Benson Honorable Mention-Olivia Grass, Alison Dugan. Brooke was also named 1st team All District and Morgan Breiner, Olivia and Alison were honorable mention All District.

Football postseason honors: The C1-5 All District selections were Spencer Davis & Kolby Dean. Listed honorable mention were: Michael Poesse, Brandon Hopson, & Peyton Mathews. Norfolk Daily News- due out Thursday. Omaha World Herald-not published yet. Spencer Davis was also listed on the Huskerland Prep "Diamond in the Rough" as they select one player per class who was not named to their All-State team.

Volleyball postseason honors: Mid State Conference 1st team-Brianna Bauer Honorable Mention-Alyssa Eichelberger & Claire Morrow. OWH honorable mention-LJS honorable mention-Brianna Bauer, Alyssa Eichelberger & Claire Morrow. NDN 2nd team Brianna Bauer, 3rd team Alyssa Eichelberger, HM Claire Morrow

NSAA Academic All State-The NSAA recognizes up to two student athletes who have excelled in the class room and athletic/activity field. Those receiving recognition this fall are: Cross Country-Taya Rainforth, & Hannah Alden, Softball-Alison Dugan, Ayden Dugan, Volleyball-Claire Morrow & Makayla Hilker, Football-Heydon Strope & Michael Poesse One Act-Kelsey Osborne & Faith Walton.

Winter Sports Season Both JH wrestling and JH girl's basketball will finish this week. The HS wrestling team will travel to Columbus this weekend for the Nebraska Duals. The HS basketball season is off and running. Both teams face a difficult schedule of conference opponents that should have them well seasoned by districts. The varsity teams will be playing in the Stanton Holiday tourney. We have 40 boy and 17 girl athletes out for winter sports.

Speech: Miss Kendra Vanderbeek and Mrs. Reiman are expecting 28 participants this winter and have practices scheduled over the holiday break to help prepare for the upcoming season. Their season starts in January and we have adjusted our schedule to include more Class B meets. We are returning some experience from last year's team and will also have some newcomers.

FCCLA: OHS Alumni Haley Schmeichel and Marissa Lichty were recognized by the Commissioner of Education and Lt. Governor for their STAR projects in Leadership. The Chapter also spent time Christmas caroling this month at the Evergreen and Golden Living Center.

FFA: We will travel to West Holt for District FFA Leadership contest in January and will have around 40 members compete. Fruit sales are complete and we continue to prepare for upcoming competitions. Rosie Nelson and Tayte Jussel were also recognized by the Commissioner of Education as well this past month.

Musical: Auditions for "School House Rock Live" will begin in January. Mary Leisy is our director. Assistants include Karen Tschida, Chad Dean, Terry Kloppenborg, Shane Kruse, and James Burtwistle.

Music: Jaydan Harris, Sam Carstens, Sable Davis and Madelyn Hohbein have been selected to attend the UNK Honor Choir. Hana Miller & Ashtin Claussen have been selected for Stanton JH Honor Choir. We have a number of students auditioning for the WSC Honor Choir as well. On Sunday, the community will enjoy our JH/SH Music concert at OHS.

Student Council- Will once again be sponsoring a food drive for CNCS and sponsored our annual blood drive.

NSAA News:

I will attend a meeting in January to vote on proposals that passed in one of the six districts at fall meetings. Proposals need to only pass in one of the six districts to be considered by all districts at the January meeting. Some proposals of interest include:

- Adding Bowling as an NSAA activity. Currently this is a club sport in some Nebraska schools.
- All students who transfer sit 90 school days, unless they meet the May 1 deadline.
- Forming a committee to study the possibility of adding a 9-man football class.



O'NEILL ELEMENTARY SCHOOL

Shannon Stelling-Special Education Director

1700 N. 4th St.

O'Neill, NE 68763

Phone: (402) 336-1948 Fax: (402) 336-2651

-
- Current Special Education enrollment is 150 with ten initial evaluations being completed.
 - The Center for Teaching and Learning held their annual Thanksgiving dinner on November 19th in the boardroom. Many families and faculty attended. The students at the Center for Teaching and Learning designed the invitations, delivered invitations, decorated the boardroom and helped prepare the feast. The students also put together a video to display their accomplishments. A huge thanks to Jill Langan and the CTL staff for making this a possibility. The students were so excited to share their lunch with those that attended.
 - Jill Brodersen and I attended the final Improving Learning for Children with Disabilities 3.0 Targeted Improvement Plan work day on November 20th. We finished our Targeted Improvement Plan and submitted it for review to Ruth Miller at ESU #8. Our Targeted Improvement Plan was approved by Ruth and now is awaiting approval from the Nebraska Department of Education.
 - Jill Langan attended the Breaking Barriers conference along with Karla Herley, Diane Selby, Amy Jo Rowse, and Jon Aufdenkamp. This conference, organized by Amy Slama of ESU #7, is truly one-of-a-kind, and is provided in order to help parents understand the complicated process of transitioning their children from school-age to adult services. Navigating the path through the myriad of options and hurdles that are presented at this critical stage requires a detailed roadmap that really doesn't exist. ESU #7 has put together this extremely informative and beneficial day-long program to bring together representatives from many facets of this process (SSI, Medicaid, Developmental Disabilities, PTI Nebraska, Goodwill Industries, Central Community College, and many more), as well as attorneys and social workers who can be of help during this confusing time. There was ample opportunity for Q & A sessions, with many questions leading to connections with people who were immediately helpful in clarifying issues or solving problems. While school personnel are certainly not experts in this vast process, it is important for us to have as much knowledge as possible to help guide families, as it is essential for families to be considering and applying for some of these services at age 12-13 (well before what is considered "transition age" on IEPs. ESU#7 puts both schools and parents a step ahead by offering this important conference each year - a unique opportunity that we are extremely fortunate to be a part of. The complexity of the process, combined with the ever-changing laws surrounding it make having this conference available to us so much more valuable than I can explain. T
"Thank you for allowing us to take part in this event, and allowing me to become more equipped to confidently guide parents along this path." Jill
 - A paraprofessional staff meeting was held on December 5th. The paraprofessionals and special education teachers made the necessary arrangements for students to successfully participate in the Christmas program. We also worked on fine tuning para sub plans so that the students can be as successful as possible on days that their paraprofessional is absent and their is a substitute. Dave Schramm, the driver that transports some of the students, addressed the paraprofessionals in regards to different plans for transportation now that winter is here.
 - The Special Education Christmas party will be held on December 21st.

Vision Statement:

Dream, Believe, Achieve: Empowering Today's Students to be Tomorrow's Leaders

**Building & Grounds
Board Report
Steve Brown
Monday December 10, 2018**

Construction Update: (See attached map for the location of each area)

Weather and Sub-Contractors finishing other jobs have caused some delays.

Area A

- Alliant – Steel erectors
 - Start erecting steel in the A area on Thursday the 6th
 - As soon as the perimeter steel is up, they will put on the metal decking
 - Pre-Cast walls should arrive when they have completed area

Area B

- Alliant
 - As soon as area A steel is complete, they will erect the precast in area B and continue on with steel through area D

Area D

- True North – Footing crew
 - Finish footing on the south east corner and activities entrance by 12/7 (weather permitted)

Area F

- True North
 - Finish interior footings on the west side of gym addition 12/4
- Snell- Plumbers
 - Will be working on plumbing for the locker rooms on the east side of the gym 12/4
- Hurst- Masons
 - Get north locker room section tented off and bring temporary heat to the area to start CMU block walls 12/10

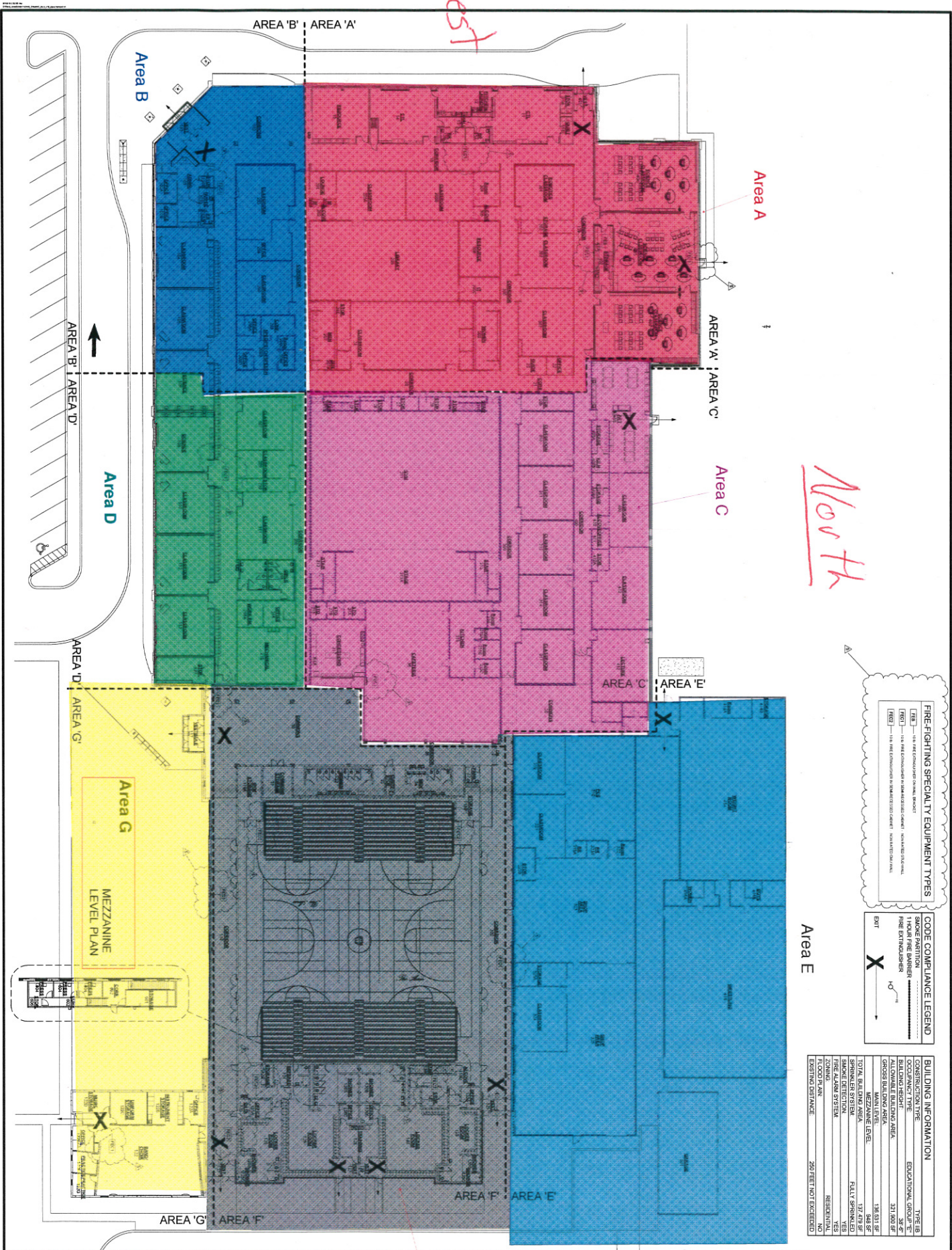
General Notes

- Working on temporary heating options with Black Hills Energy
- Pre-Cast manufacturing will start 12/7
- Steel for Area D on site Wednesday 12/5
- Insulating temporary walls in the lunch room 12/3
- Steel beams are being made for our cooling tower pipes that run across the roof – this is to support the weight of the pipe and the water that runs in it
- We have established our method for bracing Pre-Cast walls
 - This will be a system using augers that penetrate into the ground at an angle that the bracing can be fastened to
- We are getting a frost buster on site this week that will allow us to thaw out the ground and help prevent frost penetration 12/7
- Temporary light towers will be arriving to assist our steel erectors 12/7

West

North

South



FIRE-FIGHTING SPECIALTY EQUIPMENT TYPES

(FE) - Fire Fighting Specialty Equipment

(FE1) - Fire Fighting Specialty Equipment (Type 1)

(FE2) - Fire Fighting Specialty Equipment (Type 2)

CODE COMPLIANCE LEGEND

SMOKE PARTITION

SMOKE BARRIER

FIRE STOPPING

EXIT

X

Area E

BUILDING INFORMATION

| |
|-------------------------|
| TYPE IIB |
| CONSTRUCTION TYPE |
| EDUCATIONAL GROUP 1B |
| ALLOWABLE BUILDING AREA |
| 321,900 SF |
| GROSS BUILDING AREA |
| 198,834 SF |
| MEZZANINE LEVEL |
| 137,478 SF |
| TOTAL BUILDING AREA |
| 336,312 SF |
| SMOKE DETECTION |
| YES |
| SPRINKLER SYSTEM |
| YES |
| ALARM SYSTEM |
| RESIDENTIAL |
| NO |
| EXISTING DISTANCE |
| 250 FEET NOT EXCEEDED |

Area F

Project Information

Client: O'Neill Public Schools

Project: Junior - Senior High Addition & Renovation

Site: 540 E. Hines, O'Neill, NE 68103

Drawn: 11-2018

Scale: AS SHOWN

Sheet: G-101

Lincoln, NE

davis design

1221 N Street, Suite 600
Lincoln, NE 68508
Phone: 402-476-8700
Fax: 402-476-8722

Vermillion, NE
15 East Main, Suite 201
Vermillion, NE 68582
Phone: 605-624-1081

| | | <u>Beginning Balance</u> | <u>Expenses</u> | <u>Revenues</u> | <u>Balance Change</u> | <u>Balance</u> |
|-------------|-----------------------------|------------------------------|-----------------|-----------------|---------------------------|------------------|
| 05 704 0150 | ACTIVITIES | 20,618.33 | 670.73 | 0.00 | 0.00 | 19,947.60 |
| | ACTIVITIES TOTAL | 20,618.33 | 670.73 | 0.00 | 0.00 | 19,947.60 |
| 05 704 0126 | ANNUAL | 8,911.42 | 0.00 | 0.00 | 0.00 | 8,911.42 |
| | ANNUAL TOTAL | 8,911.42 | 0.00 | 0.00 | 0.00 | 8,911.42 |
| 05 704 0100 | ATHLETICS | 25,850.33 | 1,500.51 | 177.85 | 0.00 | 24,527.67 |
| 05 704 0101 | ATHLETICS - MISC | 0.00 | 0.00 | 0.00 | 0.00 | 0.00 |
| 05 704 0103 | BASKETBALL DISTRICTS | 0.00 | 0.00 | 0.00 | 0.00 | 0.00 |
| 05 704 0105 | BASKETBALL - BOYS | (236.17) | 80.00 | 0.00 | 0.00 | (316.17) |
| 05 704 0106 | BASKETBALL - GIRLS | 0.00 | 105.00 | 238.00 | 0.00 | 133.00 |
| 05 704 0107 | BASKETBALL - BOYS/GIRLS | (60.00) | 390.00 | 709.00 | 0.00 | 259.00 |
| 05 704 0108 | CROSS COUNTRY | 492.00 | 60.00 | 0.00 | 0.00 | 432.00 |
| 05 704 0109 | FOOTBALL | 3,740.39 | 370.00 | 0.00 | 0.00 | 3,370.39 |
| 05 704 0110 | GOLF - BOYS | 0.00 | 0.00 | 0.00 | 0.00 | 0.00 |
| 05 704 0111 | GOLF - GIRLS | 10.00 | 0.00 | 0.00 | 0.00 | 10.00 |
| 05 704 0114 | SOFTBALL | (692.56) | 255.00 | 0.00 | 0.00 | (947.56) |
| 05 704 0115 | TRACK | 0.00 | 0.00 | 0.00 | 0.00 | 0.00 |
| 05 704 0116 | VOLLEYBALL DISTRICTS | 453.00 | 643.00 | 824.00 | 0.00 | 634.00 |
| 05 704 0117 | VOLLEYBALL | 1,894.25 | 1,415.00 | 0.00 | 0.00 | 479.25 |
| 05 704 0118 | WRESTLING | (50.00) | 580.00 | 143.00 | 0.00 | (487.00) |
| 05 704 0120 | ACTIVITY TICKETS - STUDENTS | 0.00 | 0.00 | 0.00 | 0.00 | 0.00 |
| 05 704 0121 | ACTIVITY TICKETS - ADULTS | 480.00 | 0.00 | 0.00 | 0.00 | 480.00 |
| 05 704 0122 | ACTIVITY TICKETS - FAMILY | 300.00 | 0.00 | 0.00 | 0.00 | 300.00 |
| 05 704 0124 | FINES/LOST EQUIPMENT | 0.00 | 0.00 | 0.00 | 0.00 | 0.00 |
| | ATHLETICS TOTAL | 32,181.24 | 5,398.51 | 2,091.85 | 0.00 | 28,874.58 |
| 05 704 0211 | CLASS OF '19 | 2,143.72 | 0.00 | 0.00 | 0.00 | 2,143.72 |
| 05 704 0212 | CLASS OF '20 | 6,700.27 | 0.00 | 0.00 | 0.00 | 6,700.27 |
| 05 704 0213 | CLASS OF '21 | 3,677.13 | 0.00 | 130.00 | 0.00 | 3,807.13 |
| 05 704 0214 | CLASS OF '22 | 1,365.85 | 0.00 | 0.00 | 0.00 | 1,365.85 |
| 05 704 0215 | CLASS OF '23 | 667.60 | 0.00 | 63.46 | 0.00 | 731.06 |
| 05 704 0216 | CLASS OF '24 | 5.00 | 0.00 | 0.00 | 0.00 | 5.00 |
| 05 704 0300 | ALUMNI | 4,356.70 | 0.00 | 0.00 | 0.00 | 4,356.70 |
| | CLASSES TOTAL | 18,916.27 | 0.00 | 193.46 | 0.00 | 19,109.73 |
| 05 704 0301 | BAND | 2,552.97 | 0.00 | 0.00 | 0.00 | 2,552.97 |
| 05 704 0303 | CHEERLEADERS | 2,504.73 | 111.95 | 0.00 | 0.00 | 2,392.78 |
| 05 704 0304 | CHEMISTRY CLUB | 243.83 | 0.00 | 0.00 | 0.00 | 243.83 |
| 05 704 0305 | ROBOTICS/CHESS CLUB | 2,443.00 | 0.00 | 0.00 | 0.00 | 2,443.00 |
| 05 704 0306 | CHOIR - JH/HS | 2,938.17 | 0.00 | 0.00 | 0.00 | 2,938.17 |
| 05 704 0308 | FACULTY FUND - ELEMENTARY | (70.32) | 0.00 | 0.00 | 0.00 | (70.32) |
| 05 704 0309 | FACULTY FUND - HIGH SCHOOL | 20.51 | 41.00 | 698.56 | 0.00 | 678.07 |
| 05 704 0310 | FINE ARTS CLUB | 3,242.65 | 0.00 | 25.00 | 0.00 | 3,267.65 |
| 05 704 0311 | FLAG CORPS | 2,038.85 | 0.00 | 0.00 | 0.00 | 2,038.85 |
| 05 704 0312 | JR COUNCIL | 330.56 | 0.00 | 0.00 | 0.00 | 330.56 |
| 05 704 0313 | LIBRARY - ELEMENTARY | 2,000.37 | 0.00 | 0.00 | 0.00 | 2,000.37 |
| 05 704 0314 | LIBRARY - HIGH SCHOOL | 693.61 | 0.00 | 0.00 | 0.00 | 693.61 |
| 05 704 0317 | MOCK TRIAL | 69.13 | 0.00 | 0.00 | 0.00 | 69.13 |
| 05 704 0318 | MUSIC CONTEST | 0.36 | 0.00 | 0.00 | 0.00 | 0.36 |
| 05 704 0319 | MUSICAL | 1,142.54 | 0.00 | 0.00 | 0.00 | 1,142.54 |
| 05 704 0320 | NATIONAL HONOR SOCIETY | 630.51 | 650.00 | 550.00 | 0.00 | 530.51 |
| 05 704 0321 | ONE ACTS | 489.49 | 270.00 | 319.00 | 0.00 | 538.49 |
| 05 704 0322 | QUIZ BOWL TEAM | 10.96 | 0.00 | 0.00 | 0.00 | 10.96 |
| 05 704 0323 | SOUNDSATIONAL SINGERS | 27,894.23 | 16,127.70 | 423.80 | 0.00 | 12,190.33 |
| 05 704 0324 | SPEECH TEAM | 1,043.86 | 0.00 | 0.00 | 0.00 | 1,043.86 |

| | | <u>Beginning Balance</u> | <u>Expenses</u> | <u>Revenues</u> | <u>Balance Change</u> | <u>Balance</u> |
|-------------|--|------------------------------|------------------|------------------|---------------------------|------------------|
| 05 704 0325 | SPIRIT FUND | 2,028.99 | 510.27 | 2,419.19 | 0.00 | 3,937.91 |
| 05 704 0326 | STUDENT COUNCIL | 619.75 | 0.00 | 0.00 | 0.00 | 619.75 |
| 05 704 0327 | THEATRE/SWING CHOIR | 93.74 | 0.00 | 0.00 | 0.00 | 93.74 |
| 05 704 0328 | NATIONAL HISTORY DAY | 38.43 | 0.00 | 0.00 | 0.00 | 38.43 |
| 05 704 0329 | DRILL/DANCE TEAM | 2,015.89 | 492.70 | 0.00 | 0.00 | 1,523.19 |
| 05 704 0330 | DIL | 3,608.34 | 0.00 | 0.00 | 0.00 | 3,608.34 |
| 05 704 0331 | AUSTRALIA TRIP | 0.00 | 0.00 | 0.00 | 0.00 | 0.00 |
| 05 704 0335 | EAGLE EYE BROADCASTING | 1,032.56 | 314.82 | 1,059.00 | 0.00 | 1,776.74 |
| 05 704 0336 | HOLOCAUST LIT | (1,791.55) | 0.00 | 238.65 | 0.00 | (1,552.90) |
| 05 704 0337 | WEIGHT ROOM | 2,429.76 | 0.00 | 845.00 | 0.00 | 3,274.76 |
| 05 704 0338 | PRESCHOOL | 90.62 | 0.00 | 0.00 | 0.00 | 90.62 |
| 05 704 0339 | OUTDOOR EDUCATION | 23.91 | 0.00 | 0.00 | 0.00 | 23.91 |
| 05 704 0340 | WASHINGTON DC TRIP | 0.03 | 0.00 | 0.00 | 0.00 | 0.03 |
| 05 704 0341 | INTERACT CLUB | 1,540.24 | 0.00 | 0.00 | 0.00 | 1,540.24 |
| 05 704 0342 | SUPPORT FUND | 272.51 | 0.00 | 0.00 | 0.00 | 272.51 |
| 05 704 0343 | FREE ENTERPRISE MARKET CLASS | (23.09) | 0.00 | 0.00 | 0.00 | (23.09) |
| 05 704 0344 | SENIOR ACTIVITY GYM PICTURES | (180.29) | 29.00 | 255.29 | 0.00 | 46.00 |
| 05 704 0345 | CTL | 313.00 | 0.00 | 135.00 | 0.00 | 448.00 |
| | CLUBS TOTAL | 62,332.85 | 18,547.44 | 6,968.49 | 0.00 | 50,753.90 |
| 05 704 0127 | CONCESSIONS | 5,798.96 | 608.23 | 1,065.65 | 0.00 | 6,256.38 |
| | CONCESSIONS TOTAL | 5,798.96 | 608.23 | 1,065.65 | 0.00 | 6,256.38 |
| 05 704 0104 | ATHLETIC DONATIONS | 1,201.73 | 0.00 | 0.00 | 0.00 | 1,201.73 |
| 05 704 0128 | CLUB DONATIONS | 1,565.05 | 0.00 | 0.00 | 0.00 | 1,565.05 |
| | DONATIONS FOR TOTAL ATHLETICS | 2,766.78 | 0.00 | 0.00 | 0.00 | 2,766.78 |
| 05 704 0129 | FCCLA | 3,307.82 | 350.00 | 363.67 | 0.00 | 3,321.49 |
| | FCCLA TOTAL | 3,307.82 | 350.00 | 363.67 | 0.00 | 3,321.49 |
| 05 704 0143 | FFA | 7,509.28 | 3,056.43 | 14,886.86 | 0.00 | 19,339.71 |
| 05 704 0151 | FFA GREENHOUSE | 2,331.75 | 17.94 | 0.00 | 0.00 | 2,313.81 |
| | FFA TOTAL | 9,841.03 | 3,074.37 | 14,886.86 | 0.00 | 21,653.52 |
| 05 704 0165 | MID STATE CONFERENCE | 0.00 | 0.00 | 0.00 | 0.00 | 0.00 |
| | MID STATE TOTAL CONFERENCE | 0.00 | 0.00 | 0.00 | 0.00 | 0.00 |
| 05 704 0102 | GATE/ACTIVITY CASH BOX | 0.00 | 2,780.00 | 2,780.00 | 0.00 | 0.00 |
| 05 704 0130 | GUIDANCE | 932.96 | 0.00 | 0.00 | 0.00 | 932.96 |
| 05 704 0131 | INTEREST INCOME | 184.06 | 0.00 | 57.89 | 0.00 | 241.95 |
| 05 704 0132 | INTERVENTION FUND | 114.33 | 0.00 | 0.00 | 0.00 | 114.33 |
| 05 704 0133 | MISCELLANEOUS | 3,697.23 | 0.00 | 0.00 | 0.00 | 3,697.23 |
| 05 704 0134 | SUMMER SCHOLARSHIP FUND | 1,497.24 | 0.00 | 0.00 | 0.00 | 1,497.24 |
| 05 704 0136 | SCHOLARSHIPS | 4,770.73 | 0.00 | 0.00 | 0.00 | 4,770.73 |
| 05 704 0137 | TOP OF THE NEST/READ HEADS | 49.53 | 0.00 | 0.00 | 0.00 | 49.53 |
| 05 704 0138 | VOICES OF YOUTH | 1.58 | 0.00 | 0.00 | 0.00 | 1.58 |
| 05 704 0139 | BOOK FINES/LOCKS/PLANNERS | 2,858.00 | 0.00 | 0.00 | 0.00 | 2,858.00 |
| 05 704 0141 | INSUFFICIENT/CLOSED ACCT CHECKS | 0.00 | 0.00 | 0.00 | 0.00 | 0.00 |
| 05 704 0145 | MENTORING | 131.17 | 0.00 | 0.00 | 0.00 | 131.17 |
| 05 704 0147 | BULLYING PREVENTION GROUP | 100.00 | 0.00 | 0.00 | 0.00 | 100.00 |
| 05 704 0148 | BACKPACK PROGRAM | 5,105.67 | 24.14 | 0.00 | 0.00 | 5,081.53 |
| 05 704 0149 | SCOREBOARD | 53,618.00 | 0.00 | 0.00 | 0.00 | 53,618.00 |
| | MISCELLANEOUS TOTAL | 73,060.50 | 2,804.14 | 2,837.89 | 0.00 | 73,094.25 |
| 05 704 0152 | PARENT GROUP | 113.79 | 0.00 | 0.00 | 0.00 | 113.79 |

| | | <u>Beginning Balance</u> | <u>Expenses</u> | <u>Revenues</u> | <u>Balance Change</u> | <u>Balance</u> |
|-------------|---------------------------|------------------------------|------------------|------------------|---------------------------|-------------------|
| | PARENT GROUP TOTAL | 113.79 | 0.00 | 0.00 | 0.00 | 113.79 |
| 05 704 0142 | SPEECH MEET | 2,192.58 | 0.00 | 0.00 | 0.00 | 2,192.58 |
| | SPEECH TOTAL | 2,192.58 | 0.00 | 0.00 | 0.00 | 2,192.58 |
| 05 704 0403 | ALUMNI BASKETBALL | 0.00 | 0.00 | 0.00 | 0.00 | 0.00 |
| 05 704 0405 | BASKETBALL CLUB - BOYS | 2,818.21 | 1,935.53 | 9,639.71 | 0.00 | 10,522.39 |
| 05 704 0406 | BASKETBALL CLUB - GIRLS | 1,023.82 | 2,193.47 | 10,391.50 | 0.00 | 9,221.85 |
| 05 704 0407 | ELEMENTARY BOYS BB CLUB | 194.42 | 0.00 | 40.00 | 0.00 | 234.42 |
| 05 704 0408 | CROSS COUNTRY CLUB | 2,281.51 | 400.00 | 0.00 | 0.00 | 1,881.51 |
| 05 704 0409 | FOOTBALL CLUB | (1,302.03) | 336.81 | 40.00 | 0.00 | (1,598.84) |
| 05 704 0410 | GOLF CLUB - BOYS | 591.08 | 0.00 | 0.00 | 0.00 | 591.08 |
| 05 704 0411 | GOLF CLUB - GIRLS | 908.42 | 0.00 | 0.00 | 0.00 | 908.42 |
| 05 704 0412 | "O" CLUB | 2,399.46 | 53.60 | 500.00 | 0.00 | 2,845.86 |
| 05 704 0414 | SOFTBALL CLUB | 4,089.43 | 761.30 | 593.00 | 0.00 | 3,921.13 |
| 05 704 0415 | TRACK CLUB | 4,997.01 | 1,100.00 | 0.00 | 0.00 | 3,897.01 |
| 05 704 0417 | VOLLEYBALL CLUB | (821.99) | 98.10 | 0.00 | 0.00 | (920.09) |
| 05 704 0418 | WRESTLING CLUB | 514.80 | 270.00 | 2,966.00 | 0.00 | 3,210.80 |
| 05 704 0420 | JH/ELEM GIRLS BASKETBALL | 707.52 | 585.80 | 666.00 | 0.00 | 787.72 |
| 05 704 0422 | JH/ELEM GIRLS VOLLEYBALL | 766.04 | 0.00 | 0.00 | 0.00 | 766.04 |
| 05 704 0423 | JH TRACK CLUB | 0.00 | 0.00 | 0.00 | 0.00 | 0.00 |
| | SPORTS CLUBS TOTAL | 19,167.70 | 7,734.61 | 24,836.21 | 0.00 | 36,269.30 |
| 05 704 0135 | T & I | 2,345.99 | 180.99 | 357.00 | 0.00 | 2,522.00 |
| | T & I TOTAL | 2,345.99 | 180.99 | 357.00 | 0.00 | 2,522.00 |
| | GRAND TOTAL | 261,555.26 | 39,369.02 | 53,601.08 | 0.00 | 275,787.32 |

OPS ACTIVITY REPORT
NOVEMBER 2018

| | | |
|---|-------------|--------------|
| BALANCE - OCTOBER 31, 2018 | | \$ 20,618.33 |
| RECEIPTS: | | |
| NA | \$ - | |
| TOTAL RECEIPTS: | | \$ - |
| EXPENDITURES: | | |
| Pinnacle Bank (CC) - Supplies for One Acts | \$ 426.92 | |
| Pinnacle Bank (CC) - Credit toward Cheer Purchase | \$ (126.90) | |
| Kendra Vanderbeek - Reimb One Act Supplies | \$ 307.71 | |
| Chad Dean - Reimb C Jennings All State Band Food | \$ 49.66 | |
| Molly Jennings - Reimb C Jennings All State Band Food | \$ 13.34 | |
| TOTAL EXPENDITURES | | \$ 670.73 |
| ADJUSTMENTS: | | |
| NA | \$0.00 | |
| TOTAL ADJUSTMENTS | | \$ - |
| BALANCE - NOVEMBER 30, 2018 | | \$ 19,947.60 |
| | | |
| | | |

OPS ATHLETIC REPORT
NOVEMBER 2018

| | | |
|---|-------------|--------------------|
| BALANCE - OCTOBER 31, 2018 | | \$ 32,181.24 |
| RECEIPTS: | | |
| N Hostert - Share of VB Sub District | \$ 177.85 | |
| N Hostert - JH G BB Gate w/Ainsworth | \$ 99.00 | |
| N Hostert - JH G BB Gate w/Nio-Verd | \$ 139.00 | |
| N Hostert - JV/V G/B BB Gate w/Valentine | \$ 709.00 | |
| N Hostert - Dist VB Final Gate | \$ 824.00 | |
| N Hostert - JH WR Tri Gate | \$ 143.00 | |
| TOTAL RECEIPTS: | | \$ 2,091.85 |
| EXPENDITURES: | | |
| Bomgaars - Paint | \$ 25.80 | |
| Holiday Inn - Room for State AD Conv | \$ 97.95 | |
| Black Squirrel Timing - Identilynx Program | \$ 1,220.00 | |
| Three & Co Bakery - Meat for WR Invite | \$ 156.76 | |
| Jake Miller - JH B BB Official w/Valentine | \$ 40.00 | |
| Josh Miller - JH B BB Official w/Valentine | \$ 40.00 | |
| Jon Wolf - JH G BB Official w/Ainsworth | \$ 65.00 | |
| Bart Becker - JH G BB Official w/Valentine | \$ 40.00 | |
| Troy Test - V G/B BB Official w/Valentine | \$ 390.00 | |
| ASPI - CC Entry Fee | \$ 60.00 | |
| Andrew Alder - FB Worker | \$ 90.00 | |
| Tony Bosn - FB Worker | \$ 120.00 | |
| Heidi Hostert - FB Worker | \$ 40.00 | |
| Jess Moore - FB Worker | \$ 120.00 | |
| Andrew Alder - SB Worker | \$ 150.00 | |
| Heidi Hostert - SB Worker | \$ 30.00 | |
| Wisner-Pilger HS - SB Entry Fee | \$ 75.00 | |
| NSAA - Share of Dist Final VB | \$ 288.40 | |
| Terra Classen - Dst VB Official | \$ 55.00 | |
| Cody-Kilgore HS - Share of Dist Final VB | \$ 61.09 | |
| Mead HS - Share of Dist Final VB | \$ 68.51 | |
| Shelly Zakrzewski - Sub Dist VB Worker | \$ 60.00 | |
| Shelly Zakrzewski - Dist VB Worker | \$ 25.00 | |
| Heidi Hostert - VB Sub Dist Worker | \$ 60.00 | |
| Rachel Kallhoff - VB Dist Worker | \$ 25.00 | |
| JJ Wagner - Dist VB Official | \$ 95.00 | |
| Dave Martinex - VB Worker | \$ 120.00 | |
| Rachel Kallhoff - VB Worker | \$ 135.00 | |
| Faith Walton - VB Worker | \$ 155.00 | |
| Shelly Zakrzewski - VB Worker | \$ 315.00 | |
| Heidi Hostert - VB Worker | \$ 235.00 | |
| Annie Corkle - VB Worker | \$ 75.00 | |
| Molly Corkle - VB Worker | \$ 145.00 | |
| Maddie Hohbien - VB Worker | \$ 80.00 | |
| West Holt HS - JH VB Entry Fee | \$ 60.00 | |
| Derrick Jackson - JH WR Official | \$ 60.00 | |
| Blake Walters - JH WR Official | \$ 60.00 | |
| Randolph HS - JH WR Entry Fee | \$ 50.00 | |
| Plainview HS - WR Entry Fee | \$ 50.00 | |
| Ainsworth HS - JH WR Entry Fee | \$ 50.00 | |
| High Plains Community School - WR Entry Fee | \$ 250.00 | |
| Neligh-Oakdale HS - JH WR Entry Fee | \$ 60.00 | |
| TOTAL EXPENDITURES | | \$ 5,398.51 |

OPS ATHLETIC REPORT
NOVEMBER 2018

| | | |
|-----------------------------|------|--------------|
| ADJUSTMENTS: | | |
| NA | \$ - | |
| TOTAL ADJUSTMENTS | | \$ - |
| | | |
| BALANCE - NOVEMBER 30, 2018 | | \$ 28,874.58 |

Regular; Processing Month 11/2018; Fund Number 08

| Fund: 08 Building Fund | | | | | | |
|-------------------------------|--|-----------------------|---------------------|----------------|--------------------|-----------------------|
| <u>Account Number</u> | <u>Description</u> | <u>Revised Budget</u> | <u>During Month</u> | <u>To Date</u> | <u>% of Budget</u> | <u>Budget Balance</u> |
| 08 1100 | Taxes Levied | 0.00 | 10,724.04 | 405,869.73 | 0.00 | (405,869.73) |
| 08 1115 | Carline Tax | 0.00 | 0.00 | 59.69 | 0.00 | (59.69) |
| 08 1510 | Interest | 0.00 | 243.44 | 811.15 | 0.00 | (811.15) |
| 08 1990 | Contributions & Donations | 0.00 | 0.00 | 0.00 | 0.00 | 0.00 |
| | Subtotal: Local Receipts | 0.00 | 10,967.48 | 406,740.57 | 0.00 | (406,740.57) |
| 08 3130 | Homestead Exemption | 0.00 | 0.00 | 0.00 | 0.00 | 0.00 |
| 08 3131 | Property Tax Credit | 0.00 | 0.00 | 0.00 | 0.00 | 0.00 |
| 08 3132 | Personal Property Tax Credit | 0.00 | 0.00 | 0.00 | 0.00 | 0.00 |
| 08 3133 | Nameplate Capacity Tax | 0.00 | 28,972.80 | 28,972.80 | 0.00 | (28,972.80) |
| 08 3180 | Pro-Rate Motor Vehicle | 0.00 | 0.00 | 316.98 | 0.00 | (316.98) |
| 08 3990 | Other State Receipts | 0.00 | 0.00 | 0.00 | 0.00 | 0.00 |
| | Subtotal: STATE RECEIPTS | 0.00 | 28,972.80 | 29,289.78 | 0.00 | (29,289.78) |
| 08 4519 | IDEA Enrollment/Poverty | 0.00 | 0.00 | 0.00 | 0.00 | 0.00 |
| | Subtotal: FEDERAL RECEIPTS | 0.00 | 0.00 | 0.00 | 0.00 | 0.00 |
| 08 5300 | Proceeds from the Disposal of Property | 0.00 | 2,826.00 | 2,831.50 | 0.00 | (2,831.50) |
| | Subtotal: NON-REVENUE RECEIPTS | 0.00 | 2,826.00 | 2,831.50 | 0.00 | (2,831.50) |
| | Fund Total: | 0.00 | 42,766.28 | 438,861.85 | 0.00 | (438,861.85) |

| Account Number | Account Description | Revised Budget | Expended During Month | Expenditures to Date | % of Budget |
|--------------------------|---|----------------|-----------------------|----------------------|-------------|
| 08 | Building Fund | | | | |
| 08 2515 350 000 0000 002 | Technical Services - Bldg & Sites | \$0.00 | \$0.00 | \$0.00 | 0.00 |
| 08 2515 352 000 0000 001 | Other Prof Services Bldg & Sites | \$0.00 | \$0.00 | \$0.00 | 0.00 |
| 08 2515 352 000 0000 002 | Other Prof Services Bldg & Sites | \$0.00 | \$0.00 | \$0.00 | 0.00 |
| 08 2515 610 000 0000 001 | Supplies Bldg & Sites | \$0.00 | \$0.00 | \$0.00 | 0.00 |
| 08 2515 610 000 0000 002 | Supplies Bldg & Sites | \$0.00 | \$0.00 | \$0.00 | 0.00 |
| 08 2515 720 000 0000 001 | Buildings-Acquiring Buildings & Const | \$0.00 | \$0.00 | \$0.00 | 0.00 |
| 08 2515 720 000 0000 002 | Buildings-Acquiring Buildings & Const | \$0.00 | \$0.00 | \$0.00 | 0.00 |
| 08 2515 733 000 0000 000 | Furniture & Fixtures (>\$5,000) | \$0.00 | \$0.00 | \$0.00 | 0.00 |
| 2515 | Building & Sites | \$0.00 | \$0.00 | \$0.00 | 0.00 |
| 08 4700 352 000 0000 001 | Other Prof Services Bldg Improv | \$0.00 | \$0.00 | \$0.00 | 0.00 |
| 08 4700 450 000 0000 001 | Construction Services Bldg Improvements | \$0.00 | \$219,978.83 | \$715,663.99 | 0.00 |
| 08 4700 831 000 0000 001 | Redemption of Principal Bldg Improv | \$0.00 | \$100,000.00 | \$100,000.00 | 0.00 |
| 4700 | Building Improvements | \$0.00 | \$319,978.83 | \$815,663.99 | 0.00 |
| 08 | Building Fund | \$0.00 | \$319,978.83 | \$815,663.99 | 0.00 |

O'Neill Public School

Expenditures

2018-2019

| | 2018-19 Budget | September | October | November | YTD Expenditures | Ending Balance | Budget Used |
|--|----------------------|-------------------|---------------------|---------------------|---------------------|---------------------|---------------|
| Regular Instructional | 4,199,168.00 | 353,449.20 | 384,016.38 | 366,763.70 | 1,104,229.28 | 3,094,938.72 | 26.30% |
| ELL Program | 380,736.00 | 27,395.15 | 30,727.29 | 31,931.97 | 90,054.41 | 290,681.59 | 23.65% |
| Poverty Programs | 1,256,067.00 | 94,851.92 | 96,827.85 | 95,205.94 | 286,885.71 | 969,181.29 | 22.84% |
| Early Childhood Programs | 104,694.00 | 7,558.18 | 9,832.72 | 9,027.08 | 26,417.98 | 78,276.02 | 25.23% |
| Special Education | 1,733,474.00 | 124,426.56 | 133,228.38 | 134,391.35 | 392,046.29 | 1,341,427.71 | 22.62% |
| Special Education Birth-5 | - | - | - | - | - | - | |
| Summer School | 4,125.00 | 248.53 | - | - | 248.53 | 3,876.47 | 6.02% |
| Other Pupil Services | 681,385.00 | 15,939.80 | 76,974.55 | 16,718.61 | 109,632.96 | 571,752.04 | 16.09% |
| SPED Pupil Services (Psychological, Speech, Audiology, OT, PT, Vision) | - | 8,955.38 | 18,047.35 | 18,045.72 | 45,048.45 | (45,048.45) | |
| Support Services-Staff | 10,050.00 | 898.60 | 1,640.83 | 1,971.58 | 4,511.01 | 5,538.99 | 44.89% |
| Library Services | 195,941.00 | 15,198.57 | 16,504.89 | 17,287.91 | 48,991.37 | 146,949.63 | 25.00% |
| Distance Learning | 9,000.00 | - | 3,500.00 | 377.46 | 3,877.46 | 5,122.54 | 43.08% |
| Instruction-Related Technology | 83,558.00 | 10,852.63 | 13,092.91 | 10,888.78 | 34,834.32 | 48,723.68 | 41.69% |
| General Administration | 364,532.00 | 17,180.65 | 17,061.80 | 37,366.78 | 71,609.23 | 292,922.77 | 19.64% |
| Principals | 428,595.00 | 41,686.93 | 42,498.30 | 42,230.46 | 126,415.69 | 302,179.31 | 29.50% |
| Activity/Athletic Director | - | 9,041.75 | 8,831.75 | 8,831.74 | 26,705.24 | (26,705.24) | |
| Fiscal Services | 122,528.00 | 16,858.61 | 17,799.83 | 15,884.23 | 50,542.67 | 71,985.33 | 41.25% |
| Maintenance & Operation of Bldgs | 1,872,308.00 | 64,238.44 | 73,840.25 | 59,790.55 | 197,869.24 | 1,674,438.76 | 10.57% |
| Security & Safety | 10,710.00 | 4.08 | 1,157.52 | 942.35 | 2,103.95 | 8,606.05 | 19.64% |
| Pupil Transportation | 225,500.00 | 18,439.51 | 26,481.78 | 27,856.65 | 72,777.94 | 152,722.06 | 32.27% |
| SPED Pupil Transportation | 43,775.00 | 3,445.52 | 4,659.53 | 4,482.35 | 12,587.40 | 31,187.60 | 28.75% |
| Comm Serv-Dev Eagles Student Fees | - | - | - | 6,261.44 | 6,261.44 | (6,261.44) | |
| State Categorical Grants | 57,000.00 | 6,908.37 | 573.39 | 239.63 | 7,721.39 | 49,278.61 | 13.55% |
| Building Improvements | - | 545.00 | 219,175.52 | 435,529.75 | 655,250.27 | (655,250.27) | |
| Federal Services | 316,780.00 | 21,123.94 | 22,583.87 | 11,273.64 | 54,981.45 | 261,798.55 | 17.36% |
| Federal Services - IDEA | 215,066.00 | 18,836.75 | 20,018.44 | 14,217.51 | 53,072.70 | 161,993.30 | 24.68% |
| Transfers to Activity Fund | 51,000.00 | 51,000.00 | - | - | 51,000.00 | - | 100.00% |
| TOTAL EXPENDITURES | 12,365,992.00 | 929,084.07 | 1,239,075.13 | 1,367,517.18 | 3,535,676.38 | 8,830,315.62 | 28.59% |

2018-2019

| | |
|------------------|---------------------|
| September | 929,084.07 |
| October | 1,239,075.13 |
| November | 1,367,517.18 |
| December | - |
| January | - |
| February | - |
| March | - |
| April | - |
| May | - |
| June | - |
| July | - |
| August | - |
| YTD Expenditures | <u>3,535,676.38</u> |

Regular; Processing Month 11/2018; Fund Number 01

| Fund: 01 General Fund | | | | | | |
|-----------------------------------|---|-----------------------|---------------------|----------------|--------------------|-----------------------|
| <u>Account Number</u> | <u>Description</u> | <u>Revised Budget</u> | <u>During Month</u> | <u>To Date</u> | <u>% of Budget</u> | <u>Budget Balance</u> |
| 01 1100 | Taxes Levied | 9,252,166.00 | 74,387.89 | 2,815,949.87 | 30.44 | 6,436,216.13 |
| 01 1115 | Carlisle Tax | 1,750.00 | 0.00 | 414.02 | 23.66 | 1,335.98 |
| 01 1120 | Public Power Dist Sales Tax | 102,000.00 | 0.00 | 0.00 | 0.00 | 102,000.00 |
| 01 1125 | Motor Vehicle Taxes | 415,000.00 | 45,401.59 | 137,809.88 | 33.21 | 277,190.12 |
| 01 1312 | Tuition from Individ - Sum School | 0.00 | 0.00 | 0.00 | 0.00 | 0.00 |
| 01 1321 | Tuition from Other Dist - Reg Ed | 0.00 | 0.00 | 0.00 | 0.00 | 0.00 |
| 01 1510 | Interest | 7,500.00 | 4,326.33 | 15,137.43 | 201.83 | (7,637.43) |
| 01 1800 1744 | Community Services Act - Dev Eagles | 0.00 | 504.00 | 504.00 | 0.00 | (504.00) |
| 01 1910 | Rental of School Facilities | 1,000.00 | 0.00 | 165.00 | 16.50 | 835.00 |
| 01 1910 1740 | MacBook Deposits | 0.00 | 30.00 | 30.00 | 0.00 | (30.00) |
| 01 1911 | Local License Fees | 1,000.00 | 310.00 | 380.00 | 38.00 | 620.00 |
| 01 1920 | Contributions & Donations | 2,000.00 | 390.00 | 1,140.00 | 57.00 | 860.00 |
| 01 1921 | Police Court Fees | 0.00 | 0.00 | 70.00 | 0.00 | (70.00) |
| | Subtotal: Local Receipts | 9,782,416.00 | 125,349.81 | 2,971,600.20 | 30.38 | 6,810,815.80 |
| 01 2110 | County Fines and License Fees | 35,000.00 | 3,639.46 | 10,985.14 | 31.39 | 24,014.86 |
| | Subtotal: COUNTY AND ESU RECEIPTS | 35,000.00 | 3,639.46 | 10,985.14 | 31.39 | 24,014.86 |
| 01 3110 | State Aid | 95,543.00 | 9,554.00 | 28,662.00 | 30.00 | 66,881.00 |
| 01 3120 | SPED School Age | 700,000.00 | 0.00 | 0.00 | 0.00 | 700,000.00 |
| 01 3125 | SPED Transportation School Age | 14,000.00 | 0.00 | 0.00 | 0.00 | 14,000.00 |
| 01 3130 | Homestead Exemption | 0.00 | 0.00 | 0.00 | 0.00 | 0.00 |
| 01 3131 | Property Tax Credit | 0.00 | 0.00 | 0.00 | 0.00 | 0.00 |
| 01 3132 | Personal Property Tax Credit | 0.00 | 0.00 | 0.00 | 0.00 | 0.00 |
| 01 3133 | Nameplate Capacity Tax | 800,000.00 | 200,970.93 | 200,970.93 | 25.12 | 599,029.07 |
| 01 3155 | Textbook Loan | 4,000.00 | 0.00 | 0.00 | 0.00 | 4,000.00 |
| 01 3180 | Pro-Rate Motor Vehicle | 12,500.00 | 0.00 | 2,198.72 | 17.59 | 10,301.28 |
| 01 3400 | State Apportionment | 130,000.00 | 0.00 | 0.00 | 0.00 | 130,000.00 |
| 01 3512 | Distance Education Incentive Pmts | 0.00 | 0.00 | 5,750.48 | 0.00 | (5,750.48) |
| 01 3535 | Payments for HAL | 7,000.00 | 0.00 | 7,148.00 | 102.11 | (148.00) |
| 01 3551 | Career Education | 50,000.00 | 0.00 | 3,781.00 | 7.56 | 46,219.00 |
| 01 3590 | Ext Learning Opportunity Grant | 0.00 | 0.00 | 0.00 | 0.00 | 0.00 |
| 01 3990 | Other State Receipts | 0.00 | 0.00 | 0.00 | 0.00 | 0.00 |
| | Subtotal: STATE RECEIPTS | 1,813,043.00 | 210,524.93 | 248,511.13 | 13.71 | 1,564,531.87 |
| 01 4105 | Universal Services Fund (E-Rate) | 0.00 | 0.00 | 0.00 | 0.00 | 0.00 |
| 01 4418 | IDEA Part B PEAK Projects | 0.00 | 0.00 | 1,332.00 | 0.00 | (1,332.00) |
| 01 4505 | Title I, Part A | 160,000.00 | 0.00 | 0.00 | 0.00 | 160,000.00 |
| 01 4506 | Title I, Part A Accountability | 14,000.00 | 0.00 | 0.00 | 0.00 | 14,000.00 |
| 01 4509 | Title II, Part A | 28,750.00 | 0.00 | 7,251.00 | 25.22 | 21,499.00 |
| 01 4510 | TITLE IV-A | 40,500.00 | 0.00 | 0.00 | 0.00 | 40,500.00 |
| 01 4512 | IDEA Part B (611) Base Allocation | 71,250.00 | 0.00 | 14,062.00 | 19.74 | 57,188.00 |
| 01 4516 | IDEA Preschool (619) Base IDEA E/P | 3,000.00 | 0.00 | 32.00 | 1.07 | 2,968.00 |
| 01 4519 | IDEA Enrollment/Poverty | 121,000.00 | 0.00 | 18,374.00 | 15.19 | 102,626.00 |
| 01 4520 | IDEA Part B Early Intervening Services | 0.00 | 0.00 | 0.00 | 0.00 | 0.00 |
| 01 4521 | IDEA Part B Proportionate Share | 19,816.00 | 0.00 | 0.00 | 0.00 | 19,816.00 |
| 01 4524 | Other Federal Non-Categorical | 0.00 | 0.00 | 414.44 | 0.00 | (414.44) |
| 01 4525 | Federal Vocational (Carl Perkins) | 0.00 | 0.00 | 5,724.00 | 0.00 | (5,724.00) |
| 01 4526 | Title I, Part C ESSA Migratory Children | 2,500.00 | 0.00 | 0.00 | 0.00 | 2,500.00 |
| 01 4527 | Title III Part A ESSA ELL | 1,500.00 | 0.00 | 0.00 | 0.00 | 1,500.00 |
| 01 4528 | Title III ESSA Immigrant | 0.00 | 0.00 | 0.00 | 0.00 | 0.00 |
| 01 4531 | Title IV, Part B ESSA: 21st CCLC | 50,030.00 | 0.00 | 4,390.89 | 8.78 | 45,639.11 |
| 01 4708 | Medicaid in Public Schools | 500.00 | 0.00 | 0.00 | 0.00 | 500.00 |
| 01 4709 | Medicaid Administrative Activities | 5,000.00 | 0.00 | 0.00 | 0.00 | 5,000.00 |
| 01 4741 | REVISION ACTION GRANT | 0.00 | 0.00 | 0.00 | 0.00 | 0.00 |
| 01 4967 | Title IV-A SSAE Grant Competitive | 0.00 | 0.00 | 4,506.00 | 0.00 | (4,506.00) |

Regular; Processing Month 11/2018; Fund Number 01

| Fund: 01 General Fund | | | | | | |
|-----------------------------------|--|-----------------------|---------------------|----------------|--------------------|-----------------------|
| <u>Account Number</u> | <u>Description</u> | <u>Revised Budget</u> | <u>During Month</u> | <u>To Date</u> | <u>% of Budget</u> | <u>Budget Balance</u> |
| | Subtotal: FEDERAL RECEIPTS | 517,846.00 | 0.00 | 56,086.33 | 10.83 | 461,759.67 |
| 01 5300 | Proceeds from the Disposal of Property | 0.00 | 18.56 | 191.81 | 0.00 | (191.81) |
| 01 5301 | Insurance Adjustments | 10,000.00 | 0.00 | 0.00 | 0.00 | 10,000.00 |
| 01 5690 | Other Non-Revenue Receipts | 0.00 | 1,243.51 | 6,228.66 | 0.00 | (6,228.66) |
| | Subtotal: NON-REVENUE RECEIPTS | 10,000.00 | 1,262.07 | 6,420.47 | 64.20 | 3,579.53 |
| 01 9000 1744 | Non-Program Receipts Dev Eagles | 0.00 | 0.00 | 0.00 | 0.00 | 0.00 |
| | Subtotal: Non-Program Receipts | 0.00 | 0.00 | 0.00 | 0.00 | 0.00 |
| | Fund Total: | 12,158,305.00 | 340,776.27 | 3,293,603.27 | 27.09 | 8,864,701.73 |

Revenue Summary Report

Processing Month: 11/2018

User ID: KMARVIN

Regular; Processing Month 11/2018; Fund Number 01

| | <u>Revised Budget</u> | <u>During Month</u> | <u>To Date</u> | <u>% of Budget</u> | <u>Budget Balance</u> |
|--------------|-----------------------|---------------------|----------------|--------------------|-----------------------|
| Grand Total: | 12,158,305.00 | 340,776.27 | 3,293,603.27 | 27.09 | 8,864,701.73 |

O'Neill Public Schools
Income - Expense Summary
November, 2018

IMPREST ACCOUNT

| | | |
|--|----------|------------|
| GWB - Checking Account Balance - 10/31/18 | | \$5,000.58 |
| REVENUE: | | |
| Reimb from General Fund | \$0.00 | |
| Great Western Bank - Interest | \$0.04 | |
| | | |
| TOTAL REVENUE | | \$0.04 |
| EXPENDITURES: | | |
| Chamber of Commerce | \$100.00 | |
| | | |
| TOTAL EXPENDITURES | | \$100.00 |
| TOTAL IMPREST BALANCE - 11/30/18 | | \$4,900.62 |

| | | |
|--|--------|------------|
| BANK STATEMENT BALANCE - 11/30/18 | | \$4,900.62 |
| Outstanding Deposit | \$0.00 | |
| Outstanding Checks | \$0.00 | |
| | | |
| ENDING BALANCE | | \$4,900.62 |

ACCOUNT REVIEW

| | |
|--------------------------------|------------|
| Ending Register Balance | \$4,900.62 |
| Disbursements | -\$100.00 |
| Less: Accrued Interest 17-18 | \$0.50 |
| Less: Accrued Interest 18-19 | \$0.12 |
| | |
| Imprest Account Balance | \$5,000.00 |

O'Neill Public Schools
Income - Expense Summary
November-2018

GENERAL - DEPRECIATION - LUNCH - COOPERATIVE - STUDENT FEE FUNDS

| | | |
|--|-------------------|-----------------------|
| GPSB Checking Account Balance | 1,076,004.86 | |
| Mutual of Omaha Checking Account Balance | <u>586,606.41</u> | |
| | | \$1,662,611.27 |

EMPLOYEE BENEFIT FUND

| | | |
|--------------------------|------------------|--------------------|
| Checking Account Balance | <u>10,220.01</u> | |
| | | \$10,220.01 |

BUILDING FUND

| | | |
|--------------------------|-------------------|---------------------|
| Checking Account Balance | <u>319,703.42</u> | |
| | | \$319,703.42 |

FLEX BENEFITS FUND

| | | |
|--------------------------|------------------|--------------------|
| Checking Account Balance | <u>13,338.09</u> | |
| | | \$13,338.09 |

O'Neill Public Schools
Income - Expense Summary
November-2018

GENERAL FUND

| | | |
|---|----------------|---------------------------|
| BALANCE - 10/31/2018 | | \$1,919,033.80 |
| REVENUE | | |
| Taxes | 74,387.89 | |
| Motor Vehicle Taxes | 45,401.59 | |
| Interest - GPS Checking | 4,326.33 | |
| Community Services Activites - Developing Eagles Fees | 504.00 | |
| MacBook Deposits | 30.00 | |
| Local License Fees | 310.00 | |
| Contributions & Donations | 390.00 | |
| County Fines and Licenses | 3,639.46 | |
| State Aid | 9,554.00 | |
| Nameplate Capacity Tax | 200,970.93 | |
| Proceeds from Disposal of Property | 18.56 | |
| Non-Revenue Receipts | 1,243.51 | |
| TOTAL REVENUE | <hr/> | \$340,776.27 |
| EXPENDITURES | | |
| Payables | (1,367,517.18) | |
| TOTAL EXPENDITURES | <hr/> | (\$1,367,517.18) |
| LIABILITIES | | |
| BCBS Employer Share | 678.60 | |
| ALFAC | 251.99 | |
| Retirees Life Insurance | (127.30) | |
| TOTAL LIABILITIES | <hr/> | \$803.29 |
| TOTAL GENERAL FUND BALANCE - 11/30/2018 | | <hr/> \$893,096.18 |

O'Neill Public Schools
Income - Expense Summary
November-2018

DEPRECIATION FUND

| | | |
|---|---------------|----------------------------|
| BALANCE - 10/31/2018 | | \$586,341.30 |
| REVENUE | | |
| Interest | 265.11 | |
| TOTAL REVENUE | <u>265.11</u> | \$265.11 |
| EXPENDITURES | | |
| | 0.00 | |
| TOTAL EXPENDITURES | <u>0.00</u> | \$0.00 |
| TOTAL DEPRECIATION FUND BALANCE - 11/30/2018 | | <u>\$586,606.41</u> |

O'Neill Public Schools
Income - Expense Summary
November-2018

NUTRITION FUND

CHECKING ACCOUNT BALANCE - 10/31/2018

\$140,035.43

REVENUE

| | |
|--|-----------|
| Federal Reimbursement Nutrition Programs | 31,128.70 |
| State Reimbursement Nutrition Programs | 0.00 |
| Lunch/Breakfast Receipts | 18,316.16 |
| ESU 8/WLC Meals | 104.40 |
| Online Fees Received | 151.43 |
| Other Receipts | 0.00 |

TOTAL REVENUE

\$49,700.69

EXPENDITURES

| | |
|--|-------------|
| Salaries - SFSP | 0.00 |
| Benefits - SFSP | 0.00 |
| Advertising | 0.00 |
| Food | (45,291.64) |
| Postage | (57.34) |
| Equipment (>5000) | 0.00 |
| Supplies & Equipment (<5000) | 0.00 |
| Travel Expense | (58.23) |
| Repairs/Services | 0.00 |
| Computer Hardware | 0.00 |
| Computer Software | 0.00 |
| Online Payment Fees | (212.77) |
| Other - Refund Lunch Acct Balance, etc | (13.70) |

TOTAL EXPENDITURES

(\$45,633.68)

TOTAL NUTRITION FUND BALANCE - 11/30/2018

\$144,102.44

O'Neill Public Schools
Income - Expense Summary
November-2018

BUILDING FUND

| | | |
|---|--------------|-----------------------|
| TOTAL BUILDING FUND BALANCE - 10/31/2018 | | \$596,915.97 |
| REVENUE | | |
| Taxes | 10,724.04 | |
| Interest - Checking | 243.44 | |
| Nameplate Capacity Tax | 28,972.80 | |
| Sale of Property | 2,826.00 | |
| TOTAL REVENUE | | \$42,766.28 |
| EXPENDITURES | | |
| Expenses | (319,978.83) | |
| TOTAL EXPENDITURES | | (\$319,978.83) |
| | | |
| TOTAL BUILDING FUND BALANCE (Mutual of Omaha) - 11/30/2018 | | \$319,703.42 |

FLEX BENEFITS FUND

| | | |
|---|-------------|----------------------|
| CHECKING ACCOUNT BALANCE - 10/31/2018 | | \$22,543.38 |
| REVENUE | | |
| Dist. 7 General Fund - Payroll Deductions | 7,772.52 | |
| Great Western Bank - Interest | 0.17 | |
| TOTAL REVENUE | | \$7,772.69 |
| EXPENDITURES | | |
| Dist. 7 Employees - Employee Reimbursements | (16,977.98) | |
| TOTAL EXPENDITURES | | (\$16,977.98) |
| | | |
| TOTAL FLEX BENEFIT FUND BALANCE - 11/30/2018 | | \$13,338.09 |

| <u>Invoice Date</u> | <u>Vendor Name</u> | <u>Account Number</u> | <u>Description</u> | <u>Amount</u> |
|---------------------|--------------------|--------------------------|--|---------------|
| 10/27/2018 | Checking | 1 | | |
| Amazon.com | | 01 2220 640 000 0000 002 | The 78 Story Tree house Hardcover - Marc | 9.93 |
| Amazon.com | | 01 2220 640 000 0000 002 | The 91-Story Treehouse: Babysitting Blun | 9.93 |
| Amazon.com | | 01 2220 640 000 0000 002 | The 13-Story Treehouse: Monkey Mayhem! (| 9.19 |
| Amazon.com | | 01 2220 640 000 0000 002 | The 65 Story Treehouse -Hardcover - Apri | 12.17 |
| Amazon.com | | 01 2220 640 000 0000 002 | The 104-Story Treehouse Hardcover - Marc | 0.00 |
| Amazon.com | | 01 2220 640 000 0000 002 | Max Einstein: The Genius Experiment Hard | 8.99 |
| Amazon.com | | 01 2220 640 000 0000 002 | Stick Dog Hardcover - January 8, 2013 by | 11.66 |
| Amazon.com | | 01 2220 640 000 0000 002 | Stick Dog Craves Candy Hardcover - July | 10.76 |
| Amazon.com | | 01 2220 640 000 0000 002 | Stick Dog Crashes a Party Hardcover - Ma | 11.16 |
| Amazon.com | | 01 2220 640 000 0000 002 | Stick Dog Slurps Spaghetti Hardcover - O | 12.54 |
| Amazon.com | | 01 2220 640 000 0000 002 | Stick Dog Tries to Take the Donuts Hardc | 11.69 |
| Amazon.com | | 01 2220 640 000 0000 002 | Stick Dog Chases a Pizza Hardcover - Jul | 12.53 |
| Amazon.com | | 01 2220 640 000 0000 002 | Stick Dog Wants a Hot Dog Hardcover - Oc | 8.86 |
| 10/30/2018 | | | | |
| Amazon.com | | 01 2220 640 000 0000 002 | Castle in the Stars: The Space Race of 1 | 11.48 |
| Amazon.com | | 01 2220 640 000 0000 002 | Castle in the Stars: The Moon-King Hardc | 13.51 |
| Amazon.com | | 01 2220 640 000 0000 002 | Olympians: Poseidon: Earth Shaker Hardco | 18.99 |
| Amazon.com | | 01 2220 640 000 0000 002 | Olympians: Hermes: Tales of the Trickste | 11.48 |
| Amazon.com | | 01 2220 640 000 0000 002 | Olympians: Hades: Lord of the Dead Hardc | 15.37 |
| Amazon.com | | 01 2220 640 000 0000 002 | The Last Kids on Earth Hardcover - Octob | 12.40 |
| Amazon.com | | 01 2220 640 000 0000 002 | The Last Kids on Earth and the Zombie Pa | 12.59 |
| Amazon.com | | 01 2220 640 000 0000 002 | The Last Kids on Earth and the Nightmare | 12.02 |
| Amazon.com | | 01 2220 640 000 0000 002 | The Last Kids on Earth and the Cosmic Be | 9.93 |
| Amazon.com | | 01 2220 640 000 0000 002 | Nightlights Hardcover - March 14, 2017 b | 14.46 |
| Amazon.com | | 01 2220 640 000 0000 002 | Mighty Jack Hardcover - September 6, 201 | 15.63 |

| <u>Invoice Date</u> | <u>Vendor Name</u> | <u>Account Number</u> | <u>Description</u> | <u>Amount</u> |
|---------------------|--------------------|--------------------------|--|---------------|
| | Amazon.com | 01 2220 640 000 0000 002 | All's Faire in Middle School Hardcover - | 18.89 |
| | Amazon.com | 01 2220 640 000 0000 002 | Bad Island (Turtleback School & Library | 22.10 |
| | Amazon.com | 01 2220 640 000 0000 002 | Discount | (0.21) |
| 11/02/2018 | Amazon.com | 01 2220 640 000 0000 002 | Middle School: Get Me out of Here! Hardc | 10.08 |
| | Amazon.com | 01 2220 640 000 0000 002 | The Story Collector: A New York Public L | 11.72 |
| 10/30/2018 | Amazon.com | 01 2220 640 000 0000 002 | The Meltdown (Diary of a Wimpy Kid Book | 8.37 |
| 10/29/2018 | Amazon.com | 01 1200 610 000 0000 002 | The one & Only Kinetic Sand, 3lb. Beach | 9.99 |
| | Amazon.com | 01 1200 610 000 0000 002 | Mukool Sand Molding Tools 42 pcs. Mold A | 11.99 |
| | Amazon.com | 01 1200 610 000 0000 002 | Mini Squishies Kawaii, Outee 16 pcs. Moc | 8.99 |
| | Amazon.com | 01 1200 610 000 0000 002 | 6 pk. Expressions Emoji Lip Balm Flavore | 11.98 |
| 10/29/2018 | Amazon.com | 01 1200 610 000 0000 002 | Trident sugar-Free Gum Fruit Variety Pac | 11.95 |
| 10/31/2018 | Amazon.com | 01 1150 610 000 0000 002 | Learning resources basic vocabulary phot | 25.64 |
| 12/05/2018 | Amazon.com | 01 1150 610 000 0000 002 | Picture-Words Flash Cards - Set 2 | 9.99 |
| | Amazon.com | 01 1150 610 000 0000 002 | Picture-Words Flash Cards - Set 1 | 7.99 |
| 11/27/2018 | Amazon.com | 01 2220 640 000 0000 002 | Ozy and Millie Hardcover - August 28, 20 | 29.82 |
| 12/05/2018 | Amazon.com | 01 2220 610 000 0000 002 | GBC Laminating Film Ezload, Ultima 65, | 146.38 |
| | Amazon.com | 01 2220 610 000 0000 002 | Alternate Tender | (75.00) |
| 11/27/2018 | Amazon.com | 01 2220 640 000 0000 001 | The Week | 83.50 |
| 11/09/2018 | Amazon.com | 01 2220 640 000 0000 002 | Kristy's Great Idea (The Baby-Sitters Cl | 17.49 |
| | Amazon.com | 01 2220 640 000 0000 002 | The Truth About Stacey: Full-Color Editi | 17.49 |
| | Amazon.com | 01 2220 640 000 0000 002 | Mary Anne Saves the Day: Full-Color Edit | 17.49 |
| | Amazon.com | 01 2220 640 000 0000 002 | Claudia and Mean Janine (The Baby- | 18.96 |

| <u>Invoice Date</u> | <u>Vendor Name</u> | <u>Account Number</u> | <u>Description</u> | <u>Amount</u> |
|---------------------|--------------------|--------------------------|---|---------------|
| | | | Sitter | |
| | Amazon.com | 01 2220 640 000 0000 002 | Dawn and the Impossible Three (The Baby- | 17.49 |
| | Amazon.com | 01 2220 640 000 0000 002 | Positively Izzy Hardcover - May 1, 2018 | 15.31 |
| 11/27/2018 | | | | |
| | Amazon.com | 01 2220 640 000 0000 001 | The Spy of Venice: A William Shakespeare | 14.99 |
| 12/05/2018 | | | | |
| | Amazon.com | 01 2220 640 000 0000 001 | Girl, Wash Your Face: Stop Believing the | 13.78 |
| | Amazon.com | 01 2220 640 000 0000 001 | The Silence of Malka Hardcover - July 24 | 16.50 |
| | Amazon.com | 01 2220 640 000 0000 001 | The Last Wish of Sasha Cade Hardcover - | 12.32 |
| | Amazon.com | 01 2220 640 000 0000 001 | Words We Don't Say Hardcover - October 2 | 12.32 |
| | Amazon.com | 01 2220 640 000 0000 001 | The House of One Thousand Eyes Hardcover | 12.89 |
| | Amazon.com | 01 2220 640 000 0000 001 | Last Pick Hardcover - October 9, 2018 by | 16.50 |
| 10/29/2018 | | | | |
| | Amazon.com | 01 2220 640 000 0000 002 | Mighty Jack and the Goblin King Hardcover | 18.31 |
| 10/31/2018 | | | | |
| | Amazon.com | 01 2220 640 000 0000 001 | P.S. I Still Love You (To All the Boys I | 17.09 |
| | Amazon.com | 01 2220 640 000 0000 001 | Always and Forever, Lara Jean (To All th | 14.39 |
| | Amazon.com | 01 2220 640 000 0000 001 | After the Fire Hardcover - October 2, 20 | 12.32 |
| 10/27/2018 | | | | |
| | Amazon.com | 01 2220 640 000 0000 001 | Odd One Out Hardcover - October 9, 2018 | 12.32 |
| | Amazon.com | 01 2220 640 000 0000 001 | A Very Large Expanse of Sea Hardcover - | 12.91 |
| | Amazon.com | 01 2220 640 000 0000 001 | Grim Lovelies Hardcover - October 2, 201 | 10.79 |
| | Amazon.com | 01 2220 640 000 0000 001 | And After the Fire: A Novel Hardcover - | 12.29 |
| | Amazon.com | 01 2220 640 000 0000 001 | Dear Evan Hansen: The Novel Hardcover - | 11.39 |
| | Amazon.com | 01 2220 640 000 0000 001 | Hey, Kiddo (National Book Award Finalist | 16.50 |
| | Amazon.com | 01 2220 640 000 0000 001 | The Right Hook of Devin Velma Hardcover | 11.56 |
| 11/02/2018 | | | | |
| | Amazon.com | 01 2220 640 000 0000 002 | La lección de August: Wonder (Spanish-la | 12.00 |
| | Amazon.com | 01 2220 640 000 0000 002 | Diario de Greg (Spanish Edition) | 13.99 |

| <u>Invoice Date</u> | <u>Vendor Name</u> | <u>Account Number</u> | <u>Description</u> | <u>Amount</u> |
|---------------------|--------------------|--------------------------|---|---------------|
| | | | (Spanis | |
| | Amazon.com | 01 2220 640 000 0000 002 | Harry Potter y la piedra filosofal (Span | 11.16 |
| | Amazon.com | 01 2220 640 000 0000 002 | Percy Jackson 01. Ladron del rayo (Percy | 9.30 |
| | Amazon.com | 01 2220 640 000 0000 002 | La casa del árbol # 5 La noche de Los ni | 5.99 |
| | Amazon.com | 01 2220 640 000 0000 002 | Sonrie! (Spanish Edition) (Spanish) Pape | 14.43 |
| | Amazon.com | 01 2220 640 000 0000 002 | Nate el Grande: ¡Hola! (Big Nate) (Span | 9.54 |
| 11/08/2018 | | | | |
| | Amazon.com | 01 2220 640 000 0000 001 | Jurassic Park: Set of 10 | 199.95 |
| 11/27/2018 | | | | |
| | Amazon.com | 01 2220 640 000 0000 001 | Healthy Living | 4.99 |
| 11/13/2018 | | | | |
| | Amazon.com | 01 2130 610 000 0000 000 | HealQu Disposable Vomit Bags | 67.96 |
| 11/01/2018 | | | | |
| | Amazon.com | 01 2220 640 000 0000 002 | Pete The Cat And The Treasure Map (Turtl | 14.75 |
| 11/09/2018 | | | | |
| | Amazon.com | 01 2220 640 000 0000 002 | Invisible Emmie Hardcover - May 2, 2017 | 18.52 |
| 10/31/2018 | | | | |
| | Amazon.com | 01 2220 640 000 0000 001 | Girls on the Line Hardcover - November 1 | 12.91 |
| 11/11/2018 | | | | |
| | Amazon.com | 01 2220 640 000 0000 001 | Better You Than Me Hardcover - November | 11.00 |
| 11/26/2018 | | | | |
| | Amazon.com | 01 6310 610 000 1195 000 | What Great Teachers Do Differetnly | 74.00 |
| | Amazon.com | 01 6310 610 000 1195 000 | Lead Like a Pirate | 19.80 |
| 11/08/2018 | | | | |
| | Amazon.com | 01 2220 640 000 0000 001 | Star Wars: The Force Awakens Set of 6 | 93.92 |
| 11/05/2018 | | | | |
| | Amazon.com | 01 2220 640 000 0000 001 | The Color of Lies (Blink) Hardcover - No | 12.32 |
| 10/28/2018 | | | | |
| | Amazon.com | 01 2220 640 000 0000 002 | la llama llama rojo pijama (Spanish Edit | 17.09 |
| | Amazon.com | 01 2220 640 000 0000 002 | La gallina Cocorina (Spanish Edition) (S | 12.39 |
| | Amazon.com | 01 2220 640 000 0000 002 | Cartas en el bosque | 11.74 |
| | Amazon.com | 01 2220 640 000 0000 002 | El caballero que no tenía caballo (Spani | 9.98 |
| | Amazon.com | 01 2220 640 000 0000 002 | Pete, el gato (Pete El Gato/ Pete the Ca | 16.99 |

| <u>Invoice Date</u> | <u>Vendor Name</u> | <u>Account Number</u> | <u>Description</u> | <u>Amount</u> |
|---------------------|--------------------|--------------------------|--|---------------|
| | Amazon.com | 01 2220 640 000 0000 002 | David va a la escuela (David Goes to Sch | 5.27 |
| | Amazon.com | 01 2220 640 000 0000 002 | La Bella y La Bestia: La Novela Grafica | 5.95 |
| | Amazon.com | 01 2220 640 000 0000 002 | Jack y los Frijoles Magicos: La Novela G | 5.95 |
| | Amazon.com | 01 2220 640 000 0000 002 | Fantasmas (Ghosts) (Spanish Edition) (Sp | 10.99 |
| | Amazon.com | 01 2220 640 000 0000 002 | Hombre Perro (Dog Man) (Spanish Edition) | 9.99 |
| | Amazon.com | 01 2220 640 000 0000 002 | A Hombre Perro: Historia de dos gatitos | 7.54 |
| | Amazon.com | 01 2220 640 000 0000 002 | Basta de burlas (Katie Woo en Español) (| 6.48 |
| | Amazon.com | 01 2220 640 000 0000 002 | Diario de una lechuza #4: Eva y la nueva | 4.99 |
| | Amazon.com | 01 2220 640 000 0000 002 | ¡La escuela está viva!: A Branches Book | 4.99 |
| | Amazon.com | 01 2220 640 000 0000 002 | Escuela de Espanto #2: ¡El casillero se | 4.99 |
| | Amazon.com | 01 2220 640 000 0000 002 | ¡El Escuela de Espanto #3: ¡El recreo es | 4.99 |
| | Amazon.com | 01 2220 640 000 0000 002 | Un paseo de compras problemático (Sofia | 5.95 |
| 11/06/2018 | Amazon.com | 01 3300 610 000 1744 002 | Cobra ACXT 390 Walkie Talkies | 149.95 |
| 11/28/2018 | Amazon.com | 01 1100 610 000 0000 002 | Litance Projector Lamp Replacement for E | 89.50 |
| | Amazon.com | 01 1100 610 000 0000 002 | shipping | 3.99 |
| 11/28/2018 | Amazon.com | 01 2220 640 000 0000 001 | The Hidden Witch Hardcover - October 30, | 16.50 |
| | Amazon.com | 01 2220 640 000 0000 001 | How She Died, How I Lived Hardcover - No | 12.32 |
| | Amazon.com | 01 2220 640 000 0000 001 | The Lying Woods Hardcover - November 13, | 12.32 |
| | Amazon.com | 01 2220 640 000 0000 001 | Little White Lies (Debutantes, Book One) | 14.39 |
| | Amazon.com | 01 2220 640 000 0000 001 | You Are The Everything Hardcover - Octob | 12.56 |
| | Amazon.com | 01 2220 640 000 0000 001 | Your Own Worst Enemy Hardcover - Novembe | 12.32 |
| | Amazon.com | 01 2220 640 000 0000 001 | I Am Still Alive Hardcover - July 24, 20 | 12.30 |
| | Amazon.com | 01 2220 640 000 0000 001 | The Science of Breakable Things Hardcove | 11.89 |
| | Amazon.com | 01 2220 640 000 0000 002 | The Gym Teacher From The Black Lagoon (T | 12.84 |
| | Amazon.com | 01 2220 640 000 0000 001 | How She Died, How I lived Hardcover | 12.32 |

| <u>Invoice Date</u> | <u>Vendor Name</u> | <u>Account Number</u> | <u>Description</u> | <u>Amount</u> |
|---------------------|-------------------------|--------------------------|--|---------------|
| 11/27/2018 | Amazon.com | 01 2220 640 000 0000 001 | Outdoor life magazine | 11.00 |
| | Amazon.com | 01 2220 640 000 0000 001 | Popular Science Magazine | 8.00 |
| | Amazon.com | 01 2220 640 000 0000 001 | Popular Mechanics | 6.00 |
| 10/31/2018 | Amazon.com | 01 2220 640 000 0000 002 | Dork Diaries Books 1-11 (Plus 3 1/2): Do | 108.48 |
| | | | Vendor Total: | 2,244.32 |
| 11/14/2018 | Black Hills Energy | 01 2610 620 000 0000 000 | Monthly Service | 1,130.05 |
| 11/14/2018 | Black Hills Energy | 01 2610 620 000 0000 002 | Monthly Service | 3,239.50 |
| 11/14/2018 | Black Hills Energy | 01 2610 620 000 0000 001 | Monthly Service | 1,640.10 |
| | | | Vendor Total: | 6,009.65 |
| 12/04/2018 | CenturyLink | 01 2510 382 000 0000 000 | Monthly Service | 72.19 |
| 11/25/2018 | CenturyLink | 01 2510 382 000 0000 001 | Monthly Service | 616.90 |
| 11/25/2018 | CenturyLink | 01 2510 382 000 0000 000 | Monthly Service | 127.07 |
| 12/04/2018 | CenturyLink | 01 2510 382 000 0000 002 | Monthly Service | 228.75 |
| 11/11/2018 | CenturyLink | 01 2224 382 000 0000 000 | Internet Service | 943.67 |
| | | | Vendor Total: | 1,988.58 |
| 11/14/2018 | Courtyard by Marriott | 01 2320 580 000 0000 000 | State Ed Conference - Lodging - A. Shane | 159.60 |
| | Courtyard by Marriott | 01 2310 580 000 0000 000 | State Ed Conference - Lodging - A. Rowse | 159.60 |
| | | | Vendor Total: | 319.20 |
| 10/26/2018 | Macgill & Co, William V | 01 2130 610 000 0000 001 | Thermofocus Professional Model Non-Conta | 74.95 |
| 11/09/2018 | Macgill & Co, William V | 01 2130 610 000 0000 000 | Pill Counter with Spatula | 16.40 |
| | Macgill & Co, William V | 01 2130 610 000 0000 000 | Solo 5oz. Plastic Cups | 69.00 |
| | Macgill & Co, William V | 01 2130 610 000 0000 000 | Economy Baby Wipes | 13.56 |
| | Macgill & Co, William V | 01 2130 610 000 0000 000 | ParaMed Bandage Scissors | 8.50 |
| | Macgill & Co, William V | 01 2130 610 000 0000 000 | 3M Transpore Clear Tape | 16.87 |
| | Macgill & Co, William V | 01 2130 610 000 0000 000 | 3" x 3" Clear Sealed Bags (for ice bags) | 11.80 |
| | Macgill & Co, William V | 01 2130 610 000 0000 000 | Quart Size Storage Bags (for 'large' ice | 5.50 |

| <u>Invoice Date</u> | <u>Vendor Name</u> | <u>Account Number</u> | <u>Description</u> | <u>Amount</u> |
|---------------------|---------------------|--------------------------|---|---------------|
| | | | Vendor Total: | 216.58 |
| 12/03/2018 | | | | |
| | NPPD | 01 2610 622 000 0000 002 | Monthly Service | 2,794.11 |
| | NPPD | 01 2610 622 000 0000 001 | Monthly Service | 3,712.95 |
| | NPPD | 01 2610 622 000 0000 000 | Monthly Service | 439.58 |
| | | | Vendor Total: | 6,946.64 |
| 11/09/2018 | | | | |
| | UPS | 01 1200 531 000 0000 000 | Shipping Charges | 41.99 |
| | | | Vendor Total: | 41.99 |
| 11/13/2018 | | | | |
| | Vex Robotics, Inc.. | 01 1100 610 000 1135 001 | V5 Smart Cable Crimp Tool | 19.99 |
| | Vex Robotics, Inc.. | 01 1100 610 000 1135 001 | V5 Smart Cable Stock (8m) | 5.99 |
| | Vex Robotics, Inc.. | 01 1100 610 000 1135 001 | V5 Smart Cable Connectors (50-Pack) | 2.99 |
| | Vex Robotics, Inc.. | 01 1100 610 000 1135 001 | V5 Smart Motor 36:1 Cartridge (100 RPM) | 0.00 |
| | Vex Robotics, Inc.. | 01 1100 610 000 1135 001 | V5 Smart Motor 6:1 Cartridge (600 RPM) | 0.00 |
| | Vex Robotics, Inc.. | 01 1100 610 000 1135 001 | 2" & 3" Drive Shaft Pack | 16.47 |
| | Vex Robotics, Inc.. | 01 1100 610 000 1135 001 | 12" Drive Shaft (4-pack) | 35.84 |
| | Vex Robotics, Inc.. | 01 1100 610 000 1135 001 | Shipping | 15.43 |
| | | | Vendor Total: | 96.71 |
| | | | Checking Account Total: | 17,863.67 |

| <u>Invoice Date</u> | <u>Vendor Name</u> | <u>Account Number</u> | <u>Description</u> | <u>Amount</u> |
|---------------------|-------------------------------|--------------------------|--------------------------------|---------------|
| 11/15/2018 | Checking | 1 | | |
| | ABDO Publishing | 01 2220 640 000 0000 001 | Box Car Children Novels: Set 1 | 125.70 |
| | ABDO Publishing | 01 2220 640 000 0000 001 | shipping | 12.57 |
| | | | Vendor Total: | 138.27 |
| 12/01/2018 | Advanced Water Company, Inc.. | 01 2620 610 000 0000 001 | Qtrly Water Treatment | 1,250.00 |
| | | | Vendor Total: | 1,250.00 |
| 11/30/2018 | Aegis Therapies, Inc. | 01 6410 320 002 0000 002 | PT Services - Nov 2018 | 560.48 |
| | Aegis Therapies, Inc. | 01 6410 320 005 0000 002 | PT Services - Nov 2018 | 190.96 |
| | Aegis Therapies, Inc. | 01 2171 320 000 0000 002 | PT Services - Nov 2018 | 966.58 |
| | Aegis Therapies, Inc. | 01 2171 320 000 0000 001 | PT Services - Nov 2018 | 187.86 |
| | Aegis Therapies, Inc. | 01 6412 320 000 0000 002 | PT Services - Nov 2018 | 65.72 |
| | | | Vendor Total: | 1,971.60 |
| 12/06/2018 | Aldaz, Lisa | 01 2710 332 000 0000 002 | Transportation Nov 2018 | 186.40 |
| | | | Vendor Total: | 186.40 |
| 12/06/2018 | Alder, Sara | 01 2710 332 000 0000 001 | Transportation Nov 2018 | 497.06 |
| | | | Vendor Total: | 497.06 |
| 12/03/2018 | Appeara | 01 2610 610 000 0000 001 | Custodial Supplies | 271.47 |
| | Appeara | 01 2610 610 000 0000 002 | Custodial Supplies | 196.37 |
| | Appeara | 01 1100 610 000 1180 001 | Class Supplies | 94.54 |
| | | | Vendor Total: | 562.38 |
| 11/30/2018 | Avera St. Anthony's Hospital | 01 2161 320 000 0000 002 | OT Services - Nov 2018 | 2,372.50 |
| | Avera St. Anthony's Hospital | 01 2161 320 000 0000 001 | OT Services - Nov 2018 | 910.00 |
| | Avera St. Anthony's Hospital | 01 6410 320 002 0000 002 | OT Services - Nov 2018 | 65.00 |
| | Avera St. Anthony's Hospital | 01 6410 320 005 0000 002 | OT Services - Nov 2018 | 346.65 |
| | Avera St. Anthony's Hospital | 01 6412 320 000 0000 002 | OT Services - Nov 2018 | 243.75 |
| | | | Vendor Total: | 3,937.90 |
| 12/06/2018 | Banks, Andrea | 01 2710 332 000 2751 002 | Transportation Nov 2018 | 206.58 |
| | | | Vendor Total: | 206.58 |
| 11/26/2018 | Bomgaars | 01 2610 610 000 0000 001 | Custodial Supplies | 18.91 |
| | Bomgaars | 01 2610 610 000 0000 002 | Custodial Supplies | 33.48 |
| | Bomgaars | 01 2610 610 000 0000 000 | Custodial Supplies | 79.99 |
| | Bomgaars | 01 2730 610 000 0000 000 | Ice Scrapers | 35.32 |
| | | | Vendor Total: | 167.70 |
| 12/06/2018 | | | | |

| <u>Invoice Date</u> | <u>Vendor Name</u> | <u>Account Number</u> | <u>Description</u> | <u>Amount</u> |
|---------------------|------------------------------------|--------------------------|--|---------------|
| | Brachle, Ashley | 01 2710 332 000 0000 002 | Transportation Nov 2018 | 186.40 |
| | | | Vendor Total: | 186.40 |
| 12/06/2018 | | | | |
| | Breiner, Jeanne | 01 2710 332 000 0000 001 | Transportation Nov 2018 | 434.92 |
| | | | Vendor Total: | 434.92 |
| 11/21/2018 | | | | |
| | Brodersen, Jill | 01 1200 580 000 0000 002 | Meals-SPED Law Conference | 26.82 |
| | | | Vendor Total: | 26.82 |
| 12/06/2018 | | | | |
| | Buxton, Cody | 01 2710 332 000 0000 002 | Transportation Oct-Nov 2018 | 745.58 |
| | | | Vendor Total: | 745.58 |
| 11/14/2018 | | | | |
| | Carolina Biological Supply Company | 01 6967 610 000 1195 001 | Wolfe AdvLED Series Binocular Microscope | 3,595.00 |
| | Carolina Biological Supply Company | 01 6967 610 000 1195 001 | Shipping/handling | 359.50 |
| | | | Vendor Total: | 3,954.50 |
| 11/15/2018 | | | | |
| | Casey's General Stores, Inc. | 01 1200 580 000 0000 002 | Meal-Verbal Behavior Training | 27.77 |
| | | | Vendor Total: | 27.77 |
| 12/03/2018 | | | | |
| | Casey's General Stores, Inc. | 01 2730 626 000 9005 001 | Vehicle Fuel | 151.15 |
| | Casey's General Stores, Inc. | 01 2732 626 000 9008 001 | Vehicle Fuel | 96.05 |
| | Casey's General Stores, Inc. | 01 2730 626 000 9010 001 | Vehicle Fuel | 126.96 |
| | Casey's General Stores, Inc. | 01 2730 626 000 9011 001 | Vehicle Fuel | 56.25 |
| | Casey's General Stores, Inc. | 01 2730 626 000 9014 001 | Vehicle Fuel | 45.21 |
| | Casey's General Stores, Inc. | 01 2730 626 000 9015 001 | Vehicle Fuel | 33.77 |
| | Casey's General Stores, Inc. | 01 2730 626 000 9017 001 | Vehicle Fuel | 114.88 |
| | Casey's General Stores, Inc. | 01 2732 626 000 9018 000 | Vehicle Fuel | 237.10 |
| | Casey's General Stores, Inc. | 01 2730 626 000 9015 000 | Vehicle Fuel | 118.10 |
| | Casey's General Stores, Inc. | 01 2730 626 000 0000 000 | Vehicle Fuel | 123.37 |
| | Casey's General Stores, Inc. | 01 2730 626 000 0000 001 | Discount | (29.28) |
| | Casey's General Stores, Inc. | 01 2650 626 000 9012 001 | Vehicle Fuel | 70.88 |
| | Casey's General Stores, Inc. | 01 2730 626 000 9010 002 | Vehicle Fuel | 7.06 |
| | Casey's General Stores, Inc. | 01 2733 626 005 9001 002 | Vehicle Fuel | 47.50 |
| | Casey's General Stores, Inc. | 01 2730 626 000 9016 001 | Vehicle Fuel | 205.99 |
| | Casey's General Stores, Inc. | 01 2730 626 000 9016 002 | Vehicle Fuel | 23.31 |
| | | | Vendor Total: | 1,428.30 |
| 11/30/2018 | | | | |
| | City of O'Neill | 01 2610 410 000 0000 001 | Monthly Service | 321.70 |
| | City of O'Neill | 01 2610 410 000 0000 002 | Monthly Service | 1,019.60 |
| | City of O'Neill | 01 2610 410 000 0000 000 | Monthly Service | 344.75 |
| | | | Vendor Total: | 1,686.05 |
| 12/06/2018 | | | | |

| <u>Invoice Date</u> | <u>Vendor Name</u> | <u>Account Number</u> | <u>Description</u> | <u>Amount</u> |
|---------------------|--|--------------------------|--|---------------|
| | Clouse, Jessica | 01 2710 332 000 0000 002 | Transportation Nov 2018 | 236.10 |
| | | | Vendor Total: | 236.10 |
| 11/30/2018 | | | | |
| | Continental Alarm & Detection | 01 2610 610 000 0000 000 | 250 Access Cards | 250.00 |
| | | | Vendor Total: | 250.00 |
| 12/07/2018 | | | | |
| | Coulthard-Childers, O.T.R./L., Christina | 01 2161 320 000 0000 002 | OT Services - Nov 2018 | 2,988.06 |
| | Coulthard-Childers, O.T.R./L., Christina | 01 2161 320 000 0000 001 | OT Services - Nov 2018 | 162.50 |
| | Coulthard-Childers, O.T.R./L., Christina | 01 6410 320 002 0000 002 | OT Services - Nov 2018 | 633.75 |
| | Coulthard-Childers, O.T.R./L., Christina | 01 6410 320 005 0000 002 | OT Services - Nov 2018 | 650.00 |
| | Coulthard-Childers, O.T.R./L., Christina | 01 6412 320 000 0000 002 | OT Services - Nov 2018 | 81.25 |
| 11/15/2018 | | | | |
| | Coulthard-Childers, O.T.R./L., Christina | 01 2161 320 000 0000 002 | OT Services Oct 2018 | 3,465.17 |
| | Coulthard-Childers, O.T.R./L., Christina | 01 2161 320 000 0000 001 | OT Services Oct 2018 | 81.25 |
| | Coulthard-Childers, O.T.R./L., Christina | 01 6410 320 005 0000 002 | OT Services Oct 2018 | 390.00 |
| | Coulthard-Childers, O.T.R./L., Christina | 01 6410 320 002 0000 002 | OT Services Oct 2018 | 568.75 |
| | Coulthard-Childers, O.T.R./L., Christina | 01 6412 320 000 0000 002 | OT Services Oct 2018 | 81.25 |
| | | | Vendor Total: | 9,101.98 |
| 11/12/2018 | | | | |
| | Courtyard by Marriott | 01 6700 580 000 0000 001 | NSCA Academy Lodging - C. Hilker | 218.40 |
| | Courtyard by Marriott | 01 6700 580 000 0000 000 | NSCA Academy Lodging - B. Corkle | 197.40 |
| | Courtyard by Marriott | 01 6700 580 000 0000 002 | NSCA Academy Lodging - M. Hilker | 103.95 |
| | | | Vendor Total: | 519.75 |
| 12/06/2018 | | | | |
| | Cuhel, Frank | 01 2710 332 000 0000 002 | Transportation Oct-Nov 2018 | 969.26 |
| | | | Vendor Total: | 969.26 |
| 11/19/2018 | | | | |
| | Dean, Chad | 01 6310 580 000 1108 001 | Meals-NMEA All-State Music Convention | 46.45 |
| | Dean, Chad | 01 2730 626 000 9010 001 | Vehicle Fuel | 28.75 |
| | | | Vendor Total: | 75.20 |
| 11/15/2018 | | | | |
| | Decker Equipment | 01 2620 610 000 0000 001 | Lever Latch Knob and Cover to fit Hadria | 88.00 |
| | Decker Equipment | 01 2620 610 000 0000 001 | Double Roll Tissue Dispenser | 138.00 |
| | Decker Equipment | 01 2620 610 000 0000 001 | Shipping | 26.13 |
| | | | Vendor Total: | 252.13 |

| <u>Invoice Date</u> | <u>Vendor Name</u> | <u>Account Number</u> | <u>Description</u> | <u>Amount</u> |
|---------------------|---------------------------|--------------------------|---------------------------------|---------------|
| 12/06/2018 | Doty, Jean | 01 2710 332 000 2751 001 | Transportation Nov 2018 | 191.82 |
| | | | Vendor Total: | 191.82 |
| 11/01/2018 | Edmentum | 01 1150 643 000 0000 002 | Reading Eggs licenses for ELL | 96.00 |
| | | | Vendor Total: | 96.00 |
| 11/13/2018 | Egan Supply Co | 01 2610 610 000 0000 001 | Fastdraw GE Restroom Cleaner | 91.15 |
| | | | Vendor Total: | 91.15 |
| 12/03/2018 | Emme Construction, L.L.C. | 01 2620 420 000 0000 000 | Snow Removal 12/2/18 | 1,200.00 |
| | | | Vendor Total: | 1,200.00 |
| 11/06/2018 | ESU #1 | 01 1200 330 000 0000 002 | Regis-MTSS Trng (K Spader) | 20.00 |
| | ESU #1 | 01 6310 330 000 0000 002 | Regis-MTSS Trng (York/Wallace) | 40.00 |
| | | | Vendor Total: | 60.00 |
| 12/03/2018 | ESU #7 | 01 1200 330 000 0000 002 | Verb Behavior (Cahoy/Howard) | 24.00 |
| | ESU #7 | 01 1200 330 000 0000 001 | Verb Behavior (Whitney) | 12.00 |
| | | | Vendor Total: | 36.00 |
| 10/31/2018 | ESU #7 | 01 1200 591 000 0000 001 | Transition Services Oct 2018 | 541.08 |
| | | | Vendor Total: | 541.08 |
| 11/26/2018 | ESU #8 | 01 2181 591 000 0000 002 | SPED Level 1 Services Oct 2018 | 500.00 |
| | ESU #8 | 01 2181 591 000 0000 001 | SPED Level 1 Services Oct 2018 | 125.00 |
| | ESU #8 | 01 1200 591 000 0000 001 | SPED Level 1 Services Oct 2018 | 375.00 |
| | ESU #8 | 01 1200 591 000 0000 002 | SPED Level 1 Services Oct 2018 | 375.00 |
| | | | Vendor Total: | 1,375.00 |
| 11/26/2018 | Graduate Lincoln | 01 6310 580 000 1108 001 | NMEA - Lodging - C. Dean | 402.00 |
| | Graduate Lincoln | 01 6310 580 000 1141 002 | NMEA - Lodging - Molly Jennings | 402.00 |
| | Graduate Lincoln | 01 6310 580 000 1141 001 | NMEA - Lodging - K. Tschida | 298.00 |
| | | | Vendor Total: | 1,102.00 |
| 11/26/2018 | Grafted Tree | 01 2310 610 000 0000 000 | Plaque | 65.75 |
| | | | Vendor Total: | 65.75 |
| 12/06/2018 | Grass, Della | 01 2710 332 000 0000 001 | Transportation Oct-Nov 2018 | 642.13 |
| | | | Vendor Total: | 642.13 |
| 12/06/2018 | Gruhn, Cindy | 01 2710 332 000 0000 002 | Transportation Nov 2018 | 248.53 |
| | | | Vendor Total: | 248.53 |
| 12/06/2018 | | | | |

| <u>Invoice Date</u> | <u>Vendor Name</u> | <u>Account Number</u> | <u>Description</u> | <u>Amount</u> |
|---------------------|---------------------------|--------------------------|--|---------------|
| | Gueta-Lopez, Gabriela | 01 2710 332 000 0000 002 | Transportation Aug-Nov 2018 | 643.07 |
| | | | Vendor Total: | 643.07 |
| 12/06/2018 | | | | |
| | Hampton, Anita | 01 2710 332 000 0000 001 | Transportation Nov 2018 | 501.72 |
| | | | Vendor Total: | 501.72 |
| 12/06/2018 | | | | |
| | Harris, Dustin | 01 2710 332 000 0000 001 | Transportation Nov 2018 | 298.23 |
| | | | Vendor Total: | 298.23 |
| 12/05/2018 | | | | |
| | Havranek, Cody | 01 6310 333 000 1195 000 | Mlg-Marzano Trng (St Marys C Havranek) | 85.02 |
| | | | Vendor Total: | 85.02 |
| 11/15/2018 | | | | |
| | Hilker, Cole | 01 6700 580 000 0000 001 | Meals-NSCA Academy | 47.87 |
| | | | Vendor Total: | 47.87 |
| 11/19/2018 | | | | |
| | Hilker, Mindee | 01 6700 580 000 0000 002 | Meals-NSCA Academy | 51.92 |
| | | | Vendor Total: | 51.92 |
| 12/01/2018 | | | | |
| | Holdrege Public Schools | 01 1100 211 000 1105 002 | Insurance Dec 2018 | 512.81 |
| | Holdrege Public Schools | 01 1100 211 000 1175 002 | Insurance Dec 2018 | 341.87 |
| | | | Vendor Total: | 854.68 |
| 11/30/2018 | | | | |
| | Holt County Independent | 01 2310 540 000 0000 000 | Notice, Proceedings, Adv | 226.19 |
| | | | Vendor Total: | 226.19 |
| 11/15/2018 | | | | |
| | Holt County Tire | 01 2610 610 000 0000 000 | Cargo Trailer Rental | 30.00 |
| | | | Vendor Total: | 30.00 |
| 11/12/2018 | | | | |
| | Island Supply Welding Co. | 01 1100 610 000 1180 001 | Class Supplies | 79.65 |
| 11/19/2018 | | | | |
| | Island Supply Welding Co. | 01 1100 610 000 1180 001 | Class Supplies | 68.70 |
| | | | Vendor Total: | 148.35 |
| 11/06/2018 | | | | |
| | J.W. Pepper & Son, Inc. | 01 1100 610 000 1141 001 | Carol of the Bells | 39.00 |
| | J.W. Pepper & Son, Inc. | 01 1100 610 000 1141 001 | shipping | 8.99 |
| | | | Vendor Total: | 47.99 |
| 12/06/2018 | | | | |
| | Jackson, Cara | 01 2710 332 000 2751 002 | Transportation Nov 2018 | 221.33 |
| | | | Vendor Total: | 221.33 |
| 11/15/2018 | | | | |
| | Jacobs, Melanie | 06 3100 890 000 0000 000 | Refund Lunch Acct | 4.90 |
| | | | Vendor Total: | 4.90 |
| 11/18/2018 | | | | |

| <u>Invoice Date</u> | <u>Vendor Name</u> | <u>Account Number</u> | <u>Description</u> | <u>Amount</u> |
|---------------------|--------------------------------|--------------------------|----------------------------------|---------------|
| | Jardee Electric | 01 2620 352 000 0000 000 | Work on Boilers '38 Bldg | 204.00 |
| | Jardee Electric | 01 2620 610 000 0000 000 | Work on Boilers '38 Bldg | 750.00 |
| | | | Vendor Total: | 954.00 |
| 11/20/2018 | | | | |
| | Jennings, Molly | 01 6310 580 000 1141 002 | Meals-NMEA Convention | 50.15 |
| | | | Vendor Total: | 50.15 |
| 11/24/2018 | | | | |
| | K&K Welding & Manufacturing Co | 01 1100 610 000 1180 001 | Class Supplies | 168.40 |
| | | | Vendor Total: | 168.40 |
| 11/25/2018 | | | | |
| | KBRX Radio | 01 2310 540 000 0000 000 | Ads | 82.50 |
| | | | Vendor Total: | 82.50 |
| 12/06/2018 | | | | |
| | Kennedy, Valerie | 01 2710 332 000 0000 002 | Transportation Nov 2018 | 434.92 |
| | | | Vendor Total: | 434.92 |
| 11/29/2018 | | | | |
| | KSB School Law | 01 2330 317 000 0000 000 | Legal Services - Nov 2018 | 7,245.00 |
| | | | Vendor Total: | 7,245.00 |
| 12/06/2018 | | | | |
| | Laible, Dustin | 01 2710 332 000 0000 002 | Transportation Nov 2018 | 124.26 |
| | Laible, Dustin | 01 2710 332 000 0000 001 | Transportation Nov 2018 | 124.27 |
| | | | Vendor Total: | 248.53 |
| 12/06/2018 | | | | |
| | Larsen, Amy | 01 2710 332 000 2751 002 | Transportation Nov 2018 | 279.58 |
| | | | Vendor Total: | 279.58 |
| 12/06/2018 | | | | |
| | Larson, Dawn | 01 2710 332 000 0000 002 | Transportation Nov 2018 | 201.93 |
| | Larson, Dawn | 01 2710 332 000 0000 001 | Transportation Nov 2018 | 201.93 |
| | | | Vendor Total: | 403.86 |
| 11/20/2018 | | | | |
| | Leaf Funding Inc | 01 1100 440 000 0000 000 | Copier Contract | 1,299.00 |
| | | | Vendor Total: | 1,299.00 |
| 12/06/2018 | | | | |
| | Lechtenberg, Jacquelyn | 01 2710 332 000 2751 002 | Transportation 11/13/18-11/30/18 | 290.45 |
| 12/06/2018 | | | | |
| | Lechtenberg, Jacquelyn | 01 2712 332 000 0000 001 | Transportation 11/1/18-11/12/18 | 322.64 |
| | | | Vendor Total: | 613.09 |
| 10/31/2018 | | | | |
| | Lunchtime Solutions, Inc.. | 06 3100 610 000 0000 000 | Smallwares Spoons & Forks | 375.90 |
| 11/30/2018 | | | | |
| | Lunchtime Solutions, Inc.. | 01 1190 610 000 1190 002 | PS Snacks - Nov 2018 | 354.54 |
| | Lunchtime Solutions, Inc.. | 01 1100 610 000 0000 002 | Kdg Snacks - Nov 2018 | 866.29 |
| | Lunchtime Solutions, Inc.. | 06 3100 630 000 0000 000 | Food - Nov 2018 | 42,965.49 |
| | | | Vendor Total: | 44,562.22 |

| <u>Invoice Date</u> | <u>Vendor Name</u> | <u>Account Number</u> | <u>Description</u> | <u>Amount</u> |
|---------------------|--|--------------------------|--|---------------|
| 11/08/2018 | | | | |
| | Mark's Plumbing Parts & Commercial Supply Products | 01 2610 610 000 0000 001 | Pressure Compensating Regular Aerator | 48.72 |
| | Mark's Plumbing Parts & Commercial Supply Products | 01 2610 610 000 0000 001 | Shipping & Handling | 10.94 |
| | | | Vendor Total: | 59.66 |
| 12/06/2018 | | | | |
| | Matschullat, Kris | 01 2710 332 000 0000 002 | Transportation Nov 2018 | 49.71 |
| | | | Vendor Total: | 49.71 |
| 12/06/2018 | | | | |
| | McAllister, Jennifer | 01 2710 332 000 0000 001 | Transportation Nov 2018 | 497.06 |
| | | | Vendor Total: | 497.06 |
| 12/10/2018 | | | | |
| | Mejia, Juan | 06 3100 890 000 0000 000 | Refund Lunch Acct | 22.60 |
| | | | Vendor Total: | 22.60 |
| 11/02/2018 | | | | |
| | Mid-American Research Chemical | 01 2610 610 000 0000 001 | ROOM SERVICE TOTAL DISINFECTANT | 1,034.00 |
| | Mid-American Research Chemical | 01 2610 610 000 0000 001 | RING BE GONE | 330.00 |
| | Mid-American Research Chemical | 01 2610 610 000 0000 001 | MULTI PURPOSE SURFACE CLEANER | 110.00 |
| | Mid-American Research Chemical | 01 2610 610 000 0000 001 | CITATION STAINLESS STEEL CLEANER | 116.00 |
| | Mid-American Research Chemical | 01 2610 610 000 0000 002 | Baterizer QT | 117.00 |
| | Mid-American Research Chemical | 01 2610 610 000 0000 002 | Room Service XL Disinfectant | 286.00 |
| | Mid-American Research Chemical | 01 2610 610 000 0000 002 | Dome Urinals Scrns - Mango Clear | 30.00 |
| | | | Vendor Total: | 2,023.00 |
| 12/06/2018 | | | | |
| | Miner, Cheryl | 01 2710 332 000 0000 002 | Transportation Nov 2018 | 155.33 |
| | | | Vendor Total: | 155.33 |
| 12/06/2018 | | | | |
| | Moran, Justin | 01 2710 332 000 2751 001 | Transportation Oct-Nov 2018 | 227.15 |
| | Moran, Justin | 01 2710 332 000 2751 002 | Transportation Oct-Nov 2018 | 227.16 |
| | | | Vendor Total: | 454.31 |
| 12/01/2018 | | | | |
| | Myers Bus Service Inc. | 01 2710 510 000 0000 001 | Activity Travel | 9,325.31 |
| 12/01/2018 | | | | |
| | Myers Bus Service Inc. | 01 2710 510 000 0000 001 | PE Bus Transportation | 1,140.00 |
| | | | Vendor Total: | 10,465.31 |
| 12/01/2018 | | | | |
| | Myers Luxury Coaches, Inc. | 01 2710 510 000 0000 001 | Activity Travel | 1,773.95 |
| | | | Vendor Total: | 1,773.95 |
| 10/22/2018 | | | | |
| | NASB-Nebr Assoc of School Boards | 01 2320 580 000 0000 000 | Overpayment on State Ed Conf (Shane) | (57.00) |
| 11/15/2018 | | | | |
| | NASB-Nebr Assoc of School Boards | 01 2310 330 000 0000 000 | New Board Members Workshop Reg - Welke | 95.00 |

| <u>Invoice Date</u> | <u>Vendor Name</u> | <u>Account Number</u> | <u>Description</u> | <u>Amount</u> |
|---------------------|---|--------------------------|---|---------------|
| 11/15/2018 | NASB-Nebr Assoc of School Boards | 01 2310 330 000 0000 000 | New Board Members Workshop Reg - Chohon | 95.00 |
| 11/15/2018 | NASB-Nebr Assoc of School Boards | 01 2310 330 000 0000 000 | New Board Members Workshop Reg - Troester | 95.00 |
| 11/19/2018 | NASB-Nebr Assoc of School Boards | 01 2320 330 000 0000 000 | New Board Members Workshop Reg - A Shane | 95.00 |
| | | | Vendor Total: | 323.00 |
| 11/27/2018 | NE Nebraska Regional Deaf Education Program | 01 2151 591 000 0000 002 | Deaf Ed Services | 3,300.00 |
| | NE Nebraska Regional Deaf Education Program | 01 2151 591 000 0000 001 | Deaf Ed Services | 3,200.00 |
| | NE Nebraska Regional Deaf Education Program | 01 6410 591 002 0000 002 | Deaf Ed Services | 500.00 |
| | | | Vendor Total: | 7,000.00 |
| 12/01/2018 | O'Neill Area Chamber of Commerce | 01 2310 810 000 0000 000 | Annual Membership Dues | 122.00 |
| | | | Vendor Total: | 122.00 |
| 12/06/2018 | O'Neill Auto Supply, Inc | 01 1100 610 000 1180 001 | Class Supplies | 273.18 |
| | | | Vendor Total: | 273.18 |
| 11/21/2018 | O'Neill Pest Control | 01 2610 352 000 0000 002 | Pest Control | 100.00 |
| | O'Neill Pest Control | 01 2610 352 000 0000 001 | Pest Control | 100.00 |
| | | | Vendor Total: | 200.00 |
| 12/01/2018 | O'Neill Super Foods | 01 1200 610 000 1235 001 | CTL Cooking Supplies | 263.32 |
| | O'Neill Super Foods | 01 2320 610 000 0000 000 | CO Supplies | 5.98 |
| | | | Vendor Total: | 269.30 |
| 12/01/2018 | Ogden Hardware | 01 2610 610 000 0000 001 | Custodial Supplies | 57.73 |
| | Ogden Hardware | 01 2610 610 000 0000 002 | Custodial Supplies | 7.83 |
| | | | Vendor Total: | 65.56 |
| 11/30/2018 | One Office Solution | 01 1100 610 000 0000 002 | Copier Contract | 1,066.04 |
| | One Office Solution | 01 1100 610 000 0000 001 | Copier Contract | 710.54 |
| | | | Vendor Total: | 1,776.58 |
| 11/30/2018 | One Source, The Background Check Co., Inc | 01 2510 350 000 0000 000 | Background Checks | 21.00 |
| | One Source, The Background Check Co., Inc | 01 1190 350 000 0000 002 | Background Checks | 5.00 |
| | | | Vendor Total: | 26.00 |

| <u>Invoice Date</u> | <u>Vendor Name</u> | <u>Account Number</u> | <u>Description</u> | <u>Amount</u> |
|---------------------|---|--------------------------|---|---------------|
| 11/29/2018 | OPS Activity Account | 06 3100 890 000 0000 000 | Reimb-Down Pmt Holocaust Trip (Ziya Su) | 512.00 |
| | | | Vendor Total: | 512.00 |
| 12/10/2018 | OPS District #7 | 01 6310 333 000 0000 000 | Mlg-MTSS & Counselor Conf | 395.12 |
| | OPS District #7 | 01 1200 333 000 0000 000 | Mlg-SPED Trainings | 509.03 |
| | | | Vendor Total: | 904.15 |
| 11/19/2018 | OPS Imprest Account | 01 1200 610 000 0000 001 | Reimb-Shamrock Bucks for Behavior Plan | 100.00 |
| | | | Vendor Total: | 100.00 |
| 12/06/2018 | Parks, Katie | 01 2710 332 000 0000 002 | Transportation Nov 2018 | 93.20 |
| | | | Vendor Total: | 93.20 |
| 11/14/2018 | Phonak, LLC | 01 1200 610 000 0000 002 | CODE: 60066 Roger Soundfield System inc | 975.00 |
| | Phonak, LLC | 01 1200 610 000 0000 002 | Shipping | 19.99 |
| | | | Vendor Total: | 994.99 |
| 11/01/2018 | Priority Communications & Solutions, Inc. | 01 2620 352 000 0000 002 | Troubleshoot lines-Alarm System | 216.25 |
| | | | Vendor Total: | 216.25 |
| 11/07/2018 | Ranchland Auto Parts | 01 2610 610 000 0000 001 | Custodial Supplies | 21.20 |
| | | | Vendor Total: | 21.20 |
| 11/08/2018 | Really Good Stuff, LLC | 01 1200 610 000 0000 002 | Ipad charging station | 119.99 |
| | Really Good Stuff, LLC | 01 1200 610 000 0000 002 | shipping | 14.95 |
| | | | Vendor Total: | 134.94 |
| 12/06/2018 | Reserve Account | 01 2510 531 000 0000 000 | Postage | 59.64 |
| | Reserve Account | 01 2510 531 000 0000 001 | Postage | 335.79 |
| | Reserve Account | 01 2510 531 000 0000 002 | Postage | 38.59 |
| | Reserve Account | 01 1200 531 000 0000 001 | Postage | 17.14 |
| | Reserve Account | 01 1200 531 000 0000 002 | Postage | 21.23 |
| | Reserve Account | 06 3100 531 000 0000 000 | Postage | 84.13 |
| | | | Vendor Total: | 556.52 |
| 11/21/2018 | Retirement Plan Consultants LLC | 01 2310 340 000 0000 000 | 403(b) PPA Restatement | 250.00 |
| | | | Vendor Total: | 250.00 |
| 11/05/2018 | Rider, Nicholas | 01 2650 626 000 0000 000 | UHaul Fuel | 25.00 |
| | | | Vendor Total: | 25.00 |

| <u>Invoice Date</u> | <u>Vendor Name</u> | <u>Account Number</u> | <u>Description</u> | <u>Amount</u> |
|---------------------|--------------------|--------------------------|---|---------------|
| 11/26/2018 | Robertson, Angie | 06 3100 890 000 0000 000 | Refund Partial Lunch Acct Balance | 100.00 |
| | | | Vendor Total: | 100.00 |
| 12/07/2018 | Sayers, Angela | 01 2710 332 000 0000 002 | Transportation Nov 2018 | 310.66 |
| | | | Vendor Total: | 310.66 |
| 12/04/2018 | Scholastic Inc | 01 1100 640 000 0000 002 | A Christmas Carol | 40.00 |
| | Scholastic Inc | 01 1100 640 000 0000 002 | 2 day shipping | 25.00 |
| | | | Vendor Total: | 65.00 |
| 11/08/2018 | Shad's Electric | 01 2620 610 000 0000 002 | Repairs Hood Exhaust Fan Kitchen @ Elem | 10.33 |
| | Shad's Electric | 01 2620 352 000 0000 002 | Repairs Hood Exhaust Fan Kitchen @ Elem | 120.00 |
| 11/19/2018 | Shad's Electric | 01 2620 352 000 0000 001 | Electrical Work in Mod #2 & #3 | 300.00 |
| | Shad's Electric | 01 2620 610 000 0000 001 | Electrical Work in Mod #2 & #3 | 131.34 |
| | | | Vendor Total: | 561.67 |
| 12/05/2018 | Shane, Amy | 01 2320 580 000 0000 000 | Meals - NASB Conf | 41.01 |
| | Shane, Amy | 01 2730 626 000 9015 000 | Vehicle Fuel | 7.44 |
| | | | Vendor Total: | 48.45 |
| 12/06/2018 | Sholes, Molly | 01 2710 332 000 0000 002 | Transportation Nov 2018 | 93.20 |
| | Sholes, Molly | 01 2710 332 000 0000 001 | Transportation Nov 2018 | 93.20 |
| | | | Vendor Total: | 186.40 |
| 11/20/2018 | Shopko | 06 3100 610 000 0000 000 | Microwave for lunchroom | 59.99 |
| | | | Vendor Total: | 59.99 |
| 12/06/2018 | Sidak, Bridget | 01 2710 332 000 0000 001 | Transportation Nov 2018 | 248.53 |
| | | | Vendor Total: | 248.53 |
| 12/06/2018 | Spangler, Cindy | 01 2710 332 000 0000 002 | Transportation Oct-Nov 2018 | 201.93 |
| | Spangler, Cindy | 01 2710 332 000 0000 001 | Transportation Oct-Nov 2018 | 201.93 |
| | | | Vendor Total: | 403.86 |
| 12/06/2018 | Stagemeyer, Carla | 01 2710 332 000 0000 001 | Transportation Nov 2018 | 419.39 |
| | | | Vendor Total: | 419.39 |
| 12/06/2018 | Storjohann, Mark | 01 2710 332 000 0000 001 | Transportation 11/7/18-12/5/18 | 152.22 |
| | | | Vendor Total: | 152.22 |
| 12/06/2018 | | | | |

| <u>Invoice Date</u> | <u>Vendor Name</u> | <u>Account Number</u> | <u>Description</u> | <u>Amount</u> |
|---------------------|-----------------------|--------------------------|--------------------------------------|---------------|
| | Strope, Kathryn | 01 2710 332 000 0000 001 | Transportation Nov 2018 | 186.40 |
| | | | Vendor Total: | 186.40 |
| 12/03/2018 | | | | |
| | SWIVL | 01 1100 643 000 0000 000 | Renewal Subscription SW6321 & SW6301 | 1,350.00 |
| | | | Vendor Total: | 1,350.00 |
| 11/16/2018 | | | | |
| | Three & Co Bakery | 01 2410 610 000 0000 000 | Cookies - Career Fair in Wayne | 72.00 |
| | | | Vendor Total: | 72.00 |
| 11/29/2018 | | | | |
| | Torpin's Rodeo Market | 01 1100 610 000 1118 001 | Class Supplies | 347.46 |
| | Torpin's Rodeo Market | 01 1200 610 000 1235 001 | CTL Cooking Supplies | 19.65 |
| | | | Vendor Total: | 367.11 |
| 11/20/2018 | | | | |
| | Tschida, Karen | 01 6310 580 000 1141 001 | Meals-NMEA Music Conf | 47.82 |
| | | | Vendor Total: | 47.82 |
| 12/06/2018 | | | | |
| | VanEvery, Greg | 01 2710 332 000 0000 001 | Transportation Nov 2018 | 201.93 |
| | VanEvery, Greg | 01 2710 332 000 0000 002 | Transportation Nov 2018 | 201.93 |
| | | | Vendor Total: | 403.86 |
| 12/06/2018 | | | | |
| | Welke, Amanda | 01 2710 332 000 0000 002 | Transportation Nov 2018 | 45.56 |
| | Welke, Amanda | 01 2710 332 000 0000 001 | Transportation Nov 2018 | 91.13 |
| | | | Vendor Total: | 136.69 |
| 12/06/2018 | | | | |
| | Williamson, Katie | 01 2710 332 000 0000 002 | Transportation Nov 2018 | 186.40 |
| | | | Vendor Total: | 186.40 |
| 12/06/2018 | | | | |
| | Wilson, Kimberly | 01 2710 332 000 0000 002 | Transportation Aug-Nov 2018 | 220.57 |
| | | | Vendor Total: | 220.57 |
| 12/06/2018 | | | | |
| | Wiseman, Tricia | 01 2710 332 000 0000 002 | Transportation Nov 2018 | 372.79 |
| | | | Vendor Total: | 372.79 |
| 12/06/2018 | | | | |
| | Young, Heather | 01 2710 332 000 0000 001 | Transportation Oct-Nov 2018 | 541.33 |
| | | | Vendor Total: | 541.33 |
| 12/06/2018 | | | | |
| | Young, Sara | 01 2710 332 000 0000 002 | Transportation Aug-Nov 2018 | 559.19 |
| | Young, Sara | 01 2710 332 000 0000 001 | Transportation Aug-Nov 2018 | 559.19 |
| | | | Vendor Total: | 1,118.38 |
| | | | Checking Account Total: | 130,888.95 |
| <u>Checking</u> | | 8 | | |
| 10/31/2018 | | | | |
| | Davis Designs | 08 4700 450 000 0000 001 | 18-0142 Storm Sewer Redesign | 12,941.30 |

| <u>Invoice Date</u> | | | <u>Description</u> | <u>Amount</u> |
|--------------------------------------|--------------------------|--|---------------------------|---------------|
| <u>Vendor Name</u> | <u>Account Number</u> | | | |
| 10/31/2018 | | | | |
| Davis Designs | 08 4700 450 000 0000 001 | | 17-0149 Jr/Sr HS Addition | 13,755.97 |
| | | | Vendor Total: | 26,697.27 |
| 12/06/2018 | | | | |
| Hausmann Construction Inc. | 08 4700 450 000 0000 001 | | Renovations Project 2D | 271,443.00 |
| | | | Vendor Total: | 271,443.00 |
| 10/31/2018 | | | | |
| Mid-State Engineering & Testing, Inc | 08 4700 450 000 0000 001 | | Compaction Tests | 1,884.00 |
| | | | Vendor Total: | 1,884.00 |
| | | | Checking Account Total: | 300,024.27 |

O'Neill Public Schools
Payroll Report
Nov - 2018

| | |
|--|---------------------|
| Employee Gross Wages | \$558,311.32 |
| Substitute Employee Gross Wages | \$19,825.33 |
| Health Ins Benefit | \$131,827.72 |
| HSA Benefit | \$4,344.52 |
| Retirement Benefit | \$54,500.50 |
| Medicare/Social Security Taxes | \$42,439.86 |
| Total Payroll Expense to District | \$811,249.25 |

EXPENDITURE REPORT

November, 2018

| Account Number | Account Description | Revised Budget | Expended During Month | Expenditures to Date | % of Budget |
|--------------------------|--|----------------|-----------------------|----------------------|-------------|
| 01 | General Fund | | | | |
| 01 1100 110 000 1141 001 | Reg Emp - Non-Instr - Music | \$0.00 | \$468.48 | \$735.04 | 0.00 |
| 01 1100 110 000 1141 002 | Reg Emp - Non-Instr - Music | \$0.00 | \$0.00 | \$0.00 | 0.00 |
| 01 1100 111 000 0000 001 | Reg Emp - Teach/Prof | \$13,765.00 | \$13,559.34 | \$40,678.02 | 295.52 |
| 01 1100 111 000 0000 002 | Reg Emp - Teach/Prof | \$683,840.00 | \$69,373.39 | \$208,120.17 | 30.43 |
| 01 1100 111 000 1103 001 | Reg Emp - Teach/Prof - Ag Education | \$39,834.00 | \$2,995.67 | \$8,987.01 | 22.56 |
| 01 1100 111 000 1105 001 | Reg Emp - Teach/Prof - Art | \$48,332.00 | \$4,027.67 | \$12,083.01 | 25.00 |
| 01 1100 111 000 1105 002 | Reg Emp - Teach/Prof - Art | \$22,497.00 | \$1,874.80 | \$5,624.40 | 25.00 |
| 01 1100 111 000 1108 001 | Reg Emp - Teach/Prof - Band | \$59,463.00 | \$2,236.00 | \$6,708.00 | 11.28 |
| 01 1100 111 000 1108 002 | Reg Emp - Teach/Prof - Band | \$18,788.00 | \$1,490.67 | \$4,472.01 | 23.80 |
| 01 1100 111 000 1112 001 | Reg Emp - Teach/Prof - Business | \$133,816.00 | \$6,272.63 | \$18,817.89 | 14.06 |
| 01 1100 111 000 1114 001 | Reg Emp - Teach/Prof - English | \$297,904.00 | \$23,115.64 | \$69,346.92 | 23.28 |
| 01 1100 111 000 1118 001 | Reg Emp - Teach/Prof - FCS | \$60,716.00 | \$5,059.67 | \$15,179.01 | 25.00 |
| 01 1100 111 000 1135 001 | Reg Emp - Teach/Prof - Gifted | \$0.00 | \$0.00 | \$0.00 | 0.00 |
| 01 1100 111 000 1135 002 | Reg Emp - Teach/Prof - Gifted | \$99,106.00 | \$5,683.24 | \$11,032.72 | 11.13 |
| 01 1100 111 000 1138 001 | Reg Emp - Teach/Prof - Math | \$120,487.00 | \$9,823.72 | \$29,471.16 | 24.46 |
| 01 1100 111 000 1141 001 | Reg Emp - Teach/Prof - Music | \$19,522.00 | \$1,268.50 | \$3,805.50 | 19.49 |
| 01 1100 111 000 1141 002 | Reg Emp - Teach/Prof - Music | \$71,552.00 | \$5,962.67 | \$17,718.80 | 24.76 |
| 01 1100 111 000 1145 001 | Reg Emp - Teach/Prof - PE | \$143,684.00 | \$9,599.74 | \$28,799.22 | 20.04 |
| 01 1100 111 000 1145 002 | Reg Emp - Teach/Prof - PE | \$46,784.00 | \$3,769.67 | \$11,309.01 | 24.17 |
| 01 1100 111 000 1148 001 | Reg Emp - Teach/Prof - Science | \$259,408.00 | \$18,212.31 | \$54,636.93 | 21.06 |
| 01 1100 111 000 1171 001 | Reg Emp - Teach/Prof - Social Studies | \$180,255.00 | \$14,550.13 | \$43,650.39 | 24.22 |
| 01 1100 111 000 1173 001 | Reg Emp - Teach/Prof - Spanish | \$71,552.00 | \$5,217.34 | \$15,652.02 | 21.88 |
| 01 1100 111 000 1175 001 | Reg Emp - Teach/Prof - Tech Educ | \$26,832.00 | \$4,181.75 | \$12,545.25 | 46.75 |
| 01 1100 111 000 1175 002 | Reg Emp - Teach/Prof - Tech Educ | \$14,998.00 | \$1,249.87 | \$3,749.61 | 25.00 |
| 01 1100 111 000 1180 001 | Reg Emp - Teach/Prof - Trades/Industry | \$94,686.00 | \$6,690.09 | \$20,070.27 | 21.20 |
| 01 1100 112 000 0000 001 | Reg Emp - Instr Aides | \$0.00 | \$0.00 | \$0.00 | 0.00 |
| 01 1100 112 000 0000 002 | Reg Emp - Instructional Aides | \$34,400.00 | \$2,866.67 | \$8,600.01 | 25.00 |
| 01 1100 120 000 2190 001 | Temp Emp - Non-Instr - Activity | \$0.00 | \$3,429.50 | \$14,854.50 | 0.00 |
| 01 1100 122 000 0000 002 | Temp Emp - Instr Aide | \$3,000.00 | \$0.00 | \$0.00 | 0.00 |
| 01 1100 123 000 0000 001 | Temp Emp - Teach/Prof - Sub | \$1,000.00 | \$300.00 | \$831.26 | 83.13 |
| 01 1100 123 000 0000 002 | Temp Emp - Teach/Prof - Sub | \$40,000.00 | \$2,415.48 | \$5,290.48 | 13.23 |
| 01 1100 123 000 1103 001 | Temp Emp - Teach/Prof - Sub - Ag Ed | \$3,500.00 | \$300.00 | \$775.00 | 22.14 |
| 01 1100 123 000 1105 001 | Temp Emp - Teach/Prof - Sub - Art | \$1,000.00 | \$100.00 | \$200.00 | 20.00 |
| 01 1100 123 000 1105 002 | Temp Emp - Teach/Prof - Sub - Art | \$1,000.00 | \$45.21 | \$165.21 | 16.52 |
| 01 1100 123 000 1108 001 | Temp Emp - Teach/Prof - Sub - Band | \$350.00 | \$75.00 | \$75.00 | 21.43 |

EXPENDITURE REPORT

November, 2018

| Account Number | Account Description | Revised Budget | Expended During Month | Expenditures to Date | % of Budget |
|--------------------------|--|----------------|-----------------------|----------------------|-------------|
| 01 1100 123 000 1108 002 | Temp Emp - Teach/Prof - Sub - Band | \$50.00 | \$0.00 | \$0.00 | 0.00 |
| 01 1100 123 000 1112 001 | Temp Emp - Teach/Prof - Sub - Business | \$2,500.00 | \$125.00 | \$550.00 | 22.00 |
| 01 1100 123 000 1114 001 | Temp Emp - Teach/Prof - Sub - English | \$5,500.00 | \$150.00 | \$625.00 | 11.36 |
| 01 1100 123 000 1118 001 | Temp Emp - Teach/Prof - Sub - FCS | \$1,250.00 | \$100.00 | \$200.00 | 16.00 |
| 01 1100 123 000 1135 001 | Temp Emp - Teach/Prof - Sub - Gifted | \$0.00 | \$0.00 | \$0.00 | 0.00 |
| 01 1100 123 000 1135 002 | Temp Emp - Teach/Prof - Sub - Gifted | \$400.00 | \$0.00 | \$0.00 | 0.00 |
| 01 1100 123 000 1138 001 | Temp Emp - Teach/Prof - Sub - Math | \$2,500.00 | \$187.50 | \$640.62 | 25.62 |
| 01 1100 123 000 1141 001 | Temp Emp - Teach/Prof - Sub - Music | \$7,360.00 | \$0.00 | \$50.00 | 0.68 |
| 01 1100 123 000 1141 002 | Temp Emp - Teach/Prof - Sub - Music | \$1,000.00 | \$0.00 | \$250.00 | 25.00 |
| 01 1100 123 000 1145 001 | Temp Emp - Teach/Prof - Sub - PE | \$2,500.00 | \$162.50 | \$469.99 | 18.80 |
| 01 1100 123 000 1145 002 | Temp Emp - Teach/Prof - Sub - PE | \$700.00 | \$200.00 | \$200.00 | 28.57 |
| 01 1100 123 000 1148 001 | Temp Emp - Teach/Prof - Sub - Science | \$5,000.00 | \$300.00 | \$1,351.88 | 27.04 |
| 01 1100 123 000 1171 001 | Temp Emp - Teach/Prof - Sub - Soc Stud | \$3,250.00 | \$4,189.73 | \$5,539.73 | 170.45 |
| 01 1100 123 000 1173 001 | Temp Emp - Teach/Prof - Sub - Spanish | \$1,300.00 | \$0.00 | \$350.00 | 26.92 |
| 01 1100 123 000 1175 001 | Temp Emp - Teach/Prof - Sub - Tech Educ | \$100.00 | \$112.50 | \$187.50 | 187.50 |
| 01 1100 123 000 1175 002 | Temp Emp - Teach/Prof - Sub - Tech Educ | \$750.00 | \$30.14 | \$110.14 | 14.69 |
| 01 1100 123 000 1180 001 | Temp Emp - Teach/Prof - Sub - Trades/Ind | \$1,200.00 | \$162.50 | \$237.50 | 19.79 |
| 01 1100 130 000 1141 001 | Non-Instructional - Music - OT | \$0.00 | \$64.08 | \$126.48 | 0.00 |
| 01 1100 150 000 2190 001 | Non-Instr Aide - Add'l Comp - Activity | \$0.00 | \$153.92 | \$1,641.30 | 0.00 |
| 01 1100 151 000 0000 001 | Teach/Prof - Add'l Comp | \$0.00 | \$75.00 | \$237.50 | 0.00 |
| 01 1100 151 000 0000 002 | Teach/Prof - Add'l Comp | \$0.00 | \$12.50 | \$25.00 | 0.00 |
| 01 1100 151 000 1103 001 | Teach/Prof - Add'l Comp - Ag Ed | \$0.00 | \$0.00 | \$0.00 | 0.00 |
| 01 1100 151 000 1114 001 | Teach/Prof - Add'l Comp - English | \$0.00 | \$50.00 | \$125.00 | 0.00 |
| 01 1100 151 000 1138 001 | Teach/Prof - Add'l Comp - Math | \$0.00 | \$25.00 | \$87.50 | 0.00 |
| 01 1100 151 000 1145 001 | Teach/Prof - Add'l Comp - PE | \$0.00 | \$37.50 | \$162.50 | 0.00 |
| 01 1100 151 000 1148 001 | Teach/Prof - Add'l Comp - Science | \$0.00 | \$50.00 | \$250.00 | 0.00 |
| 01 1100 151 000 1171 001 | Teach/Prof - Add'l Comp - Soc Studies | \$0.00 | \$0.00 | \$62.50 | 0.00 |
| 01 1100 151 000 1173 001 | Teach/Prof - Add'l Comp - Spanish | \$0.00 | \$25.00 | \$75.00 | 0.00 |
| 01 1100 151 000 2190 000 | Teach/Prof - Add'l Comp - Activity | \$0.00 | \$229.33 | \$687.99 | 0.00 |
| 01 1100 151 000 2190 001 | Teach/Prof - Add'l Comp - Activity | \$0.00 | \$15,699.47 | \$44,778.41 | 0.00 |
| 01 1100 151 000 2190 002 | Teach/Prof - Add'l Comp - Activity | \$0.00 | \$1,992.33 | \$3,568.99 | 0.00 |
| 01 1100 152 000 0000 002 | Instr Aide - Add'l Comp - Substitute | \$0.00 | \$0.00 | \$0.00 | 0.00 |
| 01 1100 152 000 1105 002 | Reg Emp - Instr Aide - Art | \$0.00 | \$0.00 | \$0.00 | 0.00 |
| 01 1100 152 000 1171 001 | Reg Emp - Instr Aides - Social Studies | \$0.00 | \$0.00 | \$0.00 | 0.00 |
| 01 1100 152 000 1175 002 | Reg Emp - Instr Aide - Tech Educ | \$0.00 | \$0.00 | \$0.00 | 0.00 |
| 01 1100 152 000 2190 001 | Instr Aide - Add'l Comp - Activity | \$0.00 | \$725.82 | \$5,252.71 | 0.00 |

EXPENDITURE REPORT

November, 2018

| Account Number | Account Description | Revised Budget | Expended During Month | Expenditures to Date | % of Budget |
|--------------------------|---|----------------|-----------------------|----------------------|-------------|
| 01 1100 154 000 2190 001 | Technical Staff - Add'l Comp - Activity | \$0.00 | \$788.33 | \$2,364.99 | 0.00 |
| 01 1100 159 000 0000 002 | STIPENDS-ELEM | \$0.00 | \$0.00 | \$0.00 | 0.00 |
| 01 1100 159 000 1103 001 | AG ED SALARIES - S | \$0.00 | \$0.00 | \$0.00 | 0.00 |
| 01 1100 159 000 1108 001 | BAND REGULAR SALARIES-S | \$0.00 | \$0.00 | \$0.00 | 0.00 |
| 01 1100 159 000 1108 002 | BAND REGULAR SALARIES-E | \$0.00 | \$0.00 | \$0.00 | 0.00 |
| 01 1100 159 000 1112 001 | BUSINESS STIPEND- S | \$0.00 | \$0.00 | \$0.00 | 0.00 |
| 01 1100 159 000 1114 001 | ENGLISH STIPEND - S | \$0.00 | \$0.00 | \$0.00 | 0.00 |
| 01 1100 159 000 1135 001 | GIFTED STIPEND-S | \$0.00 | \$0.00 | \$0.00 | 0.00 |
| 01 1100 159 000 1135 002 | GIFTED STIPEND-E | \$0.00 | \$0.00 | \$0.00 | 0.00 |
| 01 1100 159 000 1138 001 | MATH STIPENDS - S | \$0.00 | \$0.00 | \$0.00 | 0.00 |
| 01 1100 159 000 1145 001 | PE STIPEND-E | \$0.00 | \$0.00 | \$0.00 | 0.00 |
| 01 1100 159 000 1145 002 | PE STIPEND-E | \$0.00 | \$0.00 | \$0.00 | 0.00 |
| 01 1100 159 000 1148 001 | SCIENCE STIPEND-S | \$0.00 | \$0.00 | \$0.00 | 0.00 |
| 01 1100 159 000 1173 001 | SPANISH STIPEND-S | \$0.00 | \$0.00 | \$0.00 | 0.00 |
| 01 1100 159 000 1175 001 | TECHNOLOGY STIPENDS-S | \$0.00 | \$0.00 | \$0.00 | 0.00 |
| 01 1100 210 000 1141 001 | Non-Instr - Group Ins - Music | \$0.00 | \$0.00 | \$0.00 | 0.00 |
| 01 1100 211 000 0000 001 | Teach/Prof - Group Ins | \$4,205.00 | \$3,591.59 | \$10,628.09 | 252.75 |
| 01 1100 211 000 0000 002 | Teach/Prof - Group Ins | \$236,286.00 | \$20,451.21 | \$61,353.63 | 25.97 |
| 01 1100 211 000 1103 001 | Teach/Prof - Group Ins - Ag Ed | \$14,407.00 | \$1,051.96 | \$3,155.88 | 21.91 |
| 01 1100 211 000 1105 001 | Teach/Prof - Group Ins - Art | \$14,407.00 | \$1,200.59 | \$3,601.77 | 25.00 |
| 01 1100 211 000 1105 002 | Teach/Prof - Group Ins - Art | \$5,768.00 | \$512.81 | \$1,538.43 | 26.67 |
| 01 1100 211 000 1108 001 | Teach/Prof - Group Ins - Band | \$14,420.00 | \$526.01 | \$1,578.03 | 10.94 |
| 01 1100 211 000 1108 002 | Teach/Prof - Group Ins - Band | \$4,806.00 | \$350.67 | \$1,052.01 | 21.89 |
| 01 1100 211 000 1112 001 | Teach/Prof - Group Ins - Business | \$38,454.00 | \$1,627.92 | \$4,883.76 | 12.70 |
| 01 1100 211 000 1114 001 | Teach/Prof - Group Ins - English | \$77,496.00 | \$5,945.64 | \$17,836.92 | 23.02 |
| 01 1100 211 000 1118 001 | Teach/Prof - Group Ins - FCS | \$14,407.00 | \$1,200.59 | \$3,601.77 | 25.00 |
| 01 1100 211 000 1135 001 | Teach/Prof - Group Ins - Gifted | \$0.00 | \$0.00 | \$0.00 | 0.00 |
| 01 1100 211 000 1135 002 | Teach/Prof - Group Ins - Gifted | \$789.00 | \$47.85 | \$95.70 | 12.13 |
| 01 1100 211 000 1138 001 | Teach/Prof - Group Ins - Math | \$39,449.00 | \$2,377.30 | \$7,131.90 | 18.08 |
| 01 1100 211 000 1141 001 | Teach/Prof - Group Ins - Music | \$3,520.00 | \$440.04 | \$880.08 | 25.00 |
| 01 1100 211 000 1141 002 | Teach/Prof - Group Ins - Music | \$19,227.00 | \$1,602.27 | \$4,806.81 | 25.00 |
| 01 1100 211 000 1145 001 | Teach/Prof - Group Ins - PE | \$38,720.00 | \$2,701.51 | \$8,104.53 | 20.93 |
| 01 1100 211 000 1145 002 | Teach/Prof - Group Ins - PE | \$7,040.00 | \$515.94 | \$1,547.82 | 21.99 |
| 01 1100 211 000 1148 001 | Teach/Prof - Group Ins - Science | \$77,870.00 | \$5,115.50 | \$15,346.50 | 19.71 |
| 01 1100 211 000 1171 001 | Teach/Prof - Group Ins - Social Studies | \$39,925.00 | \$2,985.56 | \$8,956.68 | 22.43 |
| 01 1100 211 000 1173 001 | Teach/Prof - Group Ins - Spanish | \$18,883.00 | \$1,401.99 | \$4,205.97 | 22.27 |

EXPENDITURE REPORT

November, 2018

| Account Number | Account Description | Revised Budget | Expended During Month | Expenditures to Date | % of Budget |
|--------------------------|--|----------------|-----------------------|----------------------|-------------|
| 01 1100 211 000 1175 001 | Teach/Prof - Group Ins - Tech Educ | \$7,210.00 | \$1,201.70 | \$3,605.10 | 50.00 |
| 01 1100 211 000 1175 002 | Teach/Prof - Group Ins - Tech Educ | \$3,845.00 | \$341.87 | \$1,025.61 | 26.67 |
| 01 1100 211 000 1180 001 | Teach/Prof - Group Ins - Trades/Industry | \$30,368.00 | \$2,015.59 | \$6,046.77 | 19.91 |
| 01 1100 211 000 2190 001 | Increased Retirement - Act | \$0.00 | \$0.00 | \$0.00 | 0.00 |
| 01 1100 212 000 0000 001 | Group Insurance - Instructional Aides | \$0.00 | \$0.00 | \$0.00 | 0.00 |
| 01 1100 212 000 0000 002 | Group Insurance - Instructional Aides | \$0.00 | \$1,262.27 | \$3,786.81 | 0.00 |
| 01 1100 220 000 1141 001 | Social Security - Non-Instructional | \$0.00 | \$40.74 | \$65.89 | 0.00 |
| 01 1100 220 000 2190 001 | Social Security - Non-Instr - Activity | \$0.00 | \$274.15 | \$1,261.94 | 0.00 |
| 01 1100 221 000 0000 001 | REG. SOCIAL SECURITY-S | \$1,053.00 | \$993.00 | \$2,979.96 | 283.00 |
| 01 1100 221 000 0000 002 | REG. SOCIAL SECURITY-E | \$54,869.00 | \$5,166.59 | \$15,498.81 | 28.25 |
| 01 1100 221 000 1103 001 | AG ED SOCIAL SECURITY - S | \$3,047.00 | \$208.72 | \$626.16 | 20.55 |
| 01 1100 221 000 1105 001 | ART SOCIAL SECURITY-S | \$3,697.00 | \$301.69 | \$905.07 | 24.48 |
| 01 1100 221 000 1105 002 | ART SOCIAL SECURITY-E | \$1,721.00 | \$143.43 | \$430.29 | 25.00 |
| 01 1100 221 000 1108 001 | BAND SOCIAL SECURITY-S | \$4,548.00 | \$166.44 | \$499.32 | 10.98 |
| 01 1100 221 000 1108 002 | BAND SOCIAL SECURITY-E | \$1,516.00 | \$110.96 | \$332.88 | 21.96 |
| 01 1100 221 000 1112 001 | BUSINESS SOC. SEC.-S | \$10,236.00 | \$466.85 | \$1,400.57 | 13.68 |
| 01 1100 221 000 1114 001 | ENGLISH SOCIAL SECURITY-S | \$22,751.00 | \$1,654.74 | \$4,962.36 | 21.81 |
| 01 1100 221 000 1118 001 | FCS SOCIAL SECURITY-S | \$4,644.00 | \$378.12 | \$1,134.35 | 24.43 |
| 01 1100 221 000 1135 001 | GIFTED SOC. SEC.-S | \$0.00 | \$0.00 | \$0.00 | 0.00 |
| 01 1100 221 000 1135 002 | GIFTED SOC. SEC.-E | \$7,632.00 | \$409.24 | \$818.48 | 10.72 |
| 01 1100 221 000 1138 001 | MATH SOCIAL SECURITY-S | \$8,911.00 | \$713.64 | \$2,141.96 | 24.04 |
| 01 1100 221 000 1141 001 | MUSIC SOCIAL SECURITY-S | \$1,979.00 | \$97.04 | \$291.13 | 14.71 |
| 01 1100 221 000 1141 002 | MUSIC SOCIAL SECURITY-E | \$5,473.00 | \$452.15 | \$1,343.51 | 24.55 |
| 01 1100 221 000 1145 001 | PE SOCIAL SECURITY-S | \$10,991.00 | \$701.92 | \$2,109.61 | 19.19 |
| 01 1100 221 000 1145 002 | PE SOCIAL SECURITY-E | \$3,578.00 | \$288.38 | \$865.14 | 24.18 |
| 01 1100 221 000 1148 001 | SCIENCE SOCIAL SECURITY-S | \$19,768.00 | \$1,316.99 | \$3,958.55 | 20.03 |
| 01 1100 221 000 1171 001 | SOCIAL STUDIES SOC SEC-S | \$13,789.00 | \$1,098.15 | \$3,299.22 | 23.93 |
| 01 1100 221 000 1173 001 | SPANISH SOCIAL SECURITY-S | \$5,473.00 | \$378.38 | \$1,135.13 | 20.74 |
| 01 1100 221 000 1175 001 | TECHNOLOGY SOC. SEC.-S | \$2,052.00 | \$313.56 | \$940.70 | 45.84 |
| 01 1100 221 000 1175 002 | TECHNOLOGY SOC. SEC.-E | \$1,147.00 | \$95.61 | \$286.83 | 25.01 |
| 01 1100 221 000 1180 001 | T & I SOC. SEC.-S | \$7,243.00 | \$480.29 | \$1,440.88 | 19.89 |
| 01 1100 221 000 2190 000 | Social Security - Activity | \$0.00 | \$17.55 | \$52.65 | 0.00 |
| 01 1100 221 000 2190 001 | Social Security - Activity | \$0.00 | \$1,201.14 | \$3,425.87 | 0.00 |
| 01 1100 221 000 2190 002 | Social Security - Activity | \$0.00 | \$152.44 | \$273.09 | 0.00 |
| 01 1100 222 000 0000 001 | Social Security - Instructional Aides | \$0.00 | \$0.00 | \$0.00 | 0.00 |
| 01 1100 222 000 0000 002 | Social Security - Instructional Aides | \$0.00 | \$216.09 | \$648.27 | 0.00 |

| Account Number | Account Description | Revised Budget | Expended During Month | Expenditures to Date | % of Budget |
|--------------------------|--|----------------|-----------------------|----------------------|-------------|
| 01 1100 222 000 1105 002 | Reg Emp - Instr Aides - Art | \$0.00 | \$0.00 | \$0.00 | 0.00 |
| 01 1100 222 000 1171 001 | Social Security - Instr Aides - Soc Stud | \$0.00 | \$0.00 | \$0.00 | 0.00 |
| 01 1100 222 000 1175 002 | Reg Emp - Instr Aides - Tech | \$0.00 | \$0.00 | \$0.00 | 0.00 |
| 01 1100 222 000 2190 001 | Social Security - Activity | \$0.00 | \$55.52 | \$401.84 | 0.00 |
| 01 1100 223 000 0000 001 | Social Security - Subs | \$0.00 | \$22.99 | \$63.66 | 0.00 |
| 01 1100 223 000 0000 002 | Social Security - Sub | \$0.00 | \$184.76 | \$404.72 | 0.00 |
| 01 1100 223 000 1103 001 | Social Security - Subs - Ag | \$0.00 | \$22.95 | \$59.29 | 0.00 |
| 01 1100 223 000 1105 001 | Social Security - Subs - Art | \$0.00 | \$7.65 | \$15.30 | 0.00 |
| 01 1100 223 000 1105 002 | Social Security - Subs - Art | \$0.00 | \$3.46 | \$12.64 | 0.00 |
| 01 1100 223 000 1108 001 | Temp Emp - Teach/Prof - Sub - Band | \$0.00 | \$5.74 | \$5.74 | 0.00 |
| 01 1100 223 000 1112 001 | Social Security - Subs - Business | \$0.00 | \$9.55 | \$42.07 | 0.00 |
| 01 1100 223 000 1114 001 | Social Security - Subs - English | \$0.00 | \$11.47 | \$47.82 | 0.00 |
| 01 1100 223 000 1118 001 | Social Security - Subs - FCS | \$0.00 | \$7.65 | \$15.30 | 0.00 |
| 01 1100 223 000 1138 001 | Social Security - Subs - Math | \$0.00 | \$14.35 | \$49.04 | 0.00 |
| 01 1100 223 000 1141 001 | Social Security - Subs - Music | \$0.00 | \$0.00 | \$3.83 | 0.00 |
| 01 1100 223 000 1141 002 | Social Security - Subs - Music | \$0.00 | \$0.00 | \$19.13 | 0.00 |
| 01 1100 223 000 1145 001 | Social Security - Subs - PE | \$0.00 | \$12.44 | \$35.99 | 0.00 |
| 01 1100 223 000 1145 002 | Social Security - Subs - PE | \$0.00 | \$15.30 | \$15.30 | 0.00 |
| 01 1100 223 000 1148 001 | Social Security - Science - Sub | \$0.00 | \$22.92 | \$103.39 | 0.00 |
| 01 1100 223 000 1171 001 | Social Security - Soc Studies - Sub | \$0.00 | \$320.52 | \$423.77 | 0.00 |
| 01 1100 223 000 1173 001 | Social Security - Subs - Spanish | \$0.00 | \$0.00 | \$26.80 | 0.00 |
| 01 1100 223 000 1175 001 | Social Security - Subs - Tech Education | \$0.00 | \$8.62 | \$14.36 | 0.00 |
| 01 1100 223 000 1175 002 | Social Security - Subs - Tech Education | \$0.00 | \$2.31 | \$8.43 | 0.00 |
| 01 1100 223 000 1180 001 | Social Security - Subs - T & I | \$0.00 | \$12.44 | \$18.18 | 0.00 |
| 01 1100 224 000 2190 001 | Social Security - Act -Tech Staff | \$0.00 | \$60.31 | \$180.93 | 0.00 |
| 01 1100 230 000 1141 001 | Retirement - Non-Instructional | \$0.00 | \$39.16 | \$63.35 | 0.00 |
| 01 1100 230 000 2190 001 | Retirement Non Instr Activity | \$0.00 | \$31.17 | \$393.47 | 0.00 |
| 01 1100 231 000 0000 001 | REG. RETIREMENT-S | \$1,012.00 | \$1,002.52 | \$3,008.44 | 297.28 |
| 01 1100 231 000 0000 002 | REG. RETIREMENT-E | \$52,737.00 | \$5,101.82 | \$15,304.54 | 29.02 |
| 01 1100 231 000 1103 001 | AG ED RETIREMENT - S | \$2,928.00 | \$220.26 | \$660.78 | 22.57 |
| 01 1100 231 000 1105 001 | ART RETIREMENT-S | \$3,553.00 | \$296.15 | \$888.45 | 25.01 |
| 01 1100 231 000 1105 002 | ART RETIREMENT-E | \$1,654.00 | \$137.85 | \$413.55 | 25.00 |
| 01 1100 231 000 1108 001 | BAND RETIREMENT-S | \$4,372.00 | \$164.41 | \$493.23 | 11.28 |
| 01 1100 231 000 1108 002 | BAND RETIREMENT-E | \$1,457.00 | \$109.61 | \$328.83 | 22.57 |
| 01 1100 231 000 1112 001 | BUSINESS RETIREMENT-S | \$9,839.00 | \$461.21 | \$1,383.63 | 14.06 |
| 01 1100 231 000 1114 001 | ENGLISH RETIREMENT-S | \$21,867.00 | \$1,703.34 | \$5,108.13 | 23.36 |

| Account Number | Account Description | Revised Budget | Expended During Month | Expenditures to Date | % of Budget |
|--------------------------|----------------------------------|----------------|-----------------------|----------------------|-------------|
| 01 1100 231 000 1118 001 | FCS RETIREMENT-S | \$4,464.00 | \$372.03 | \$1,116.09 | 25.00 |
| 01 1100 231 000 1135 001 | GIFTED RETIREMENT-S | \$0.00 | \$0.00 | \$0.00 | 0.00 |
| 01 1100 231 000 1135 002 | GIFTED RETIREMENT-E | \$7,320.00 | \$393.34 | \$786.68 | 10.75 |
| 01 1100 231 000 1138 001 | MATH RETIREMENT-S | \$8,565.00 | \$724.16 | \$2,173.38 | 25.38 |
| 01 1100 231 000 1141 001 | MUSIC RETIREMENT-S | \$1,903.00 | \$93.27 | \$279.81 | 14.70 |
| 01 1100 231 000 1141 002 | MUSIC RETIREMENT-E | \$5,261.00 | \$438.42 | \$1,302.82 | 24.76 |
| 01 1100 231 000 1145 001 | PE RETIREMENT-S | \$10,461.00 | \$708.61 | \$2,129.50 | 20.36 |
| 01 1100 231 000 1145 002 | PE RETIREMENT-E | \$3,439.00 | \$277.18 | \$831.53 | 24.18 |
| 01 1100 231 000 1148 001 | SCIENCE RETIREMENT-S | \$19,000.00 | \$1,342.78 | \$4,035.69 | 21.24 |
| 01 1100 231 000 1171 001 | SOCIAL STUDIES RETIREMENT-S | \$13,253.00 | \$1,069.84 | \$3,214.13 | 24.25 |
| 01 1100 231 000 1173 001 | SPANISH RETIREMENT-S | \$5,261.00 | \$385.45 | \$1,156.36 | 21.98 |
| 01 1100 231 000 1175 001 | TECHNOLOGY RET. - S | \$677.00 | \$307.48 | \$922.44 | 136.25 |
| 01 1100 231 000 1175 002 | TECHNOLOGY RET. - E | \$378.00 | \$91.90 | \$275.70 | 72.94 |
| 01 1100 231 000 1180 001 | T & I RETIREMENT-S | \$6,962.00 | \$491.91 | \$1,475.73 | 21.20 |
| 01 1100 231 000 2190 000 | Retirement - Teach/Prof - Act | \$0.00 | \$16.86 | \$50.58 | 0.00 |
| 01 1100 231 000 2190 001 | Retirement - Teach/Prof - Act | \$0.00 | \$1,154.36 | \$3,292.58 | 0.00 |
| 01 1100 231 000 2190 002 | Retirement - Teach/Prof - Act | \$0.00 | \$146.50 | \$262.44 | 0.00 |
| 01 1100 232 000 0000 001 | Retirement - Instructional Aides | \$0.00 | \$0.00 | \$0.00 | 0.00 |
| 01 1100 232 000 0000 002 | Retirement - Instructional Aides | \$0.00 | \$210.78 | \$632.34 | 0.00 |
| 01 1100 232 000 1105 002 | Ret - Instr Aides Art | \$0.00 | \$0.00 | \$0.00 | 0.00 |
| 01 1100 232 000 1171 001 | Retirement - Instructional Aides | \$0.00 | \$0.00 | \$0.00 | 0.00 |
| 01 1100 232 000 1175 002 | Ret - Instr Aides Tech Ed | \$0.00 | \$0.00 | \$0.00 | 0.00 |
| 01 1100 232 000 2190 001 | Retirement - Instr Aides - Act | \$0.00 | \$53.40 | \$386.27 | 0.00 |
| 01 1100 233 000 0000 001 | Ret - Sub | \$0.00 | \$0.92 | \$0.92 | 0.00 |
| 01 1100 233 000 0000 002 | Ret - Sub | \$0.00 | \$45.25 | \$45.25 | 0.00 |
| 01 1100 233 000 1105 002 | Ret - Sub | \$0.00 | \$1.12 | \$1.12 | 0.00 |
| 01 1100 233 000 1171 001 | Ret - Sub | \$0.00 | \$286.92 | \$286.92 | 0.00 |
| 01 1100 233 000 1175 002 | Ret - Sub | \$0.00 | \$0.75 | \$0.75 | 0.00 |
| 01 1100 234 000 2190 001 | Retirement - Tech Staff - Act | \$0.00 | \$57.96 | \$173.88 | 0.00 |
| 01 1100 237 000 0000 001 | REG. RETIREMENT-S | \$347.00 | \$344.60 | \$1,033.49 | 297.84 |
| 01 1100 237 000 0000 002 | REG. RETIREMENT-E | \$18,110.00 | \$1,839.91 | \$5,488.33 | 30.31 |
| 01 1100 237 000 1103 001 | AG ED RETIREMENT - S | \$1,005.00 | \$75.64 | \$226.92 | 22.58 |
| 01 1100 237 000 1105 001 | ART RETIREMENT 1%-S | \$1,220.00 | \$101.69 | \$305.09 | 25.01 |
| 01 1100 237 000 1105 002 | ART RETIREMENT 1%-E | \$568.00 | \$47.72 | \$142.40 | 25.07 |
| 01 1100 237 000 1108 001 | BAND RETIREMENT 1%-S | \$1,501.00 | \$56.46 | \$169.38 | 11.28 |
| 01 1100 237 000 1108 002 | BAND RETIREMENT 1%-E | \$500.00 | \$37.64 | \$112.92 | 22.58 |

EXPENDITURE REPORT

November, 2018

| Account Number | Account Description | Revised Budget | Expended During Month | Expenditures to Date | % of Budget |
|--------------------------|---|----------------|-----------------------|----------------------|-------------|
| 01 1100 237 000 1112 001 | BUSINESS RETIREMENT-S | \$3,378.00 | \$158.39 | \$475.17 | 14.07 |
| 01 1100 237 000 1114 001 | ENGLISH RETIREMENT 1%-S | \$7,509.00 | \$584.94 | \$1,754.19 | 23.36 |
| 01 1100 237 000 1118 001 | FCS RETIREMENT 1%-S | \$1,533.00 | \$127.76 | \$383.28 | 25.00 |
| 01 1100 237 000 1135 001 | GIFTED RETIREMENT-S | \$0.00 | \$0.00 | \$0.00 | 0.00 |
| 01 1100 237 000 1135 002 | GIFTED RETIREMENT-E | \$2,501.00 | \$135.07 | \$270.14 | 10.80 |
| 01 1100 237 000 1138 001 | MATH RETIREMENT 1%-S | \$2,941.00 | \$248.67 | \$746.36 | 25.38 |
| 01 1100 237 000 1141 001 | MUSIC RETIREMENT 1%-S | \$653.00 | \$45.48 | \$117.85 | 18.05 |
| 01 1100 237 000 1141 002 | MUSIC RETIREMENT 1%-E | \$1,806.00 | \$150.56 | \$447.40 | 24.77 |
| 01 1100 237 000 1145 001 | PE RETIREMENT 1%-S | \$3,731.00 | \$243.34 | \$731.31 | 19.60 |
| 01 1100 237 000 1145 002 | PE RETIREMENT 1%-E | \$1,181.00 | \$95.18 | \$285.54 | 24.18 |
| 01 1100 237 000 1148 001 | SCIENCE RETIREMENT 1%-S | \$6,524.00 | \$461.13 | \$1,385.94 | 21.24 |
| 01 1100 237 000 1171 001 | SOCIAL STUDIES RETIRE 1%-S | \$4,551.00 | \$465.93 | \$1,202.29 | 26.42 |
| 01 1100 237 000 1173 001 | SPANISH RETIREMENT 1%-S | \$1,806.00 | \$132.37 | \$397.11 | 21.99 |
| 01 1100 237 000 1175 001 | TECHNOLOGY RET. - S | \$1,972.00 | \$105.59 | \$316.77 | 16.06 |
| 01 1100 237 000 1175 002 | TECHNOLOGY RET. - E | \$1,102.00 | \$31.82 | \$94.94 | 8.62 |
| 01 1100 237 000 1180 001 | T & I RETIREMENT-S | \$2,390.00 | \$168.93 | \$506.78 | 21.20 |
| 01 1100 237 000 2190 000 | Retirement - Teach/Prof - Act | \$0.00 | \$5.80 | \$17.40 | 0.00 |
| 01 1100 237 000 2190 001 | Increased Retirement - Act | \$0.00 | \$445.29 | \$1,457.99 | 0.00 |
| 01 1100 237 000 2190 002 | Increased Retirement - Act | \$0.00 | \$50.29 | \$90.08 | 0.00 |
| 01 1100 280 000 1141 001 | Health Benefits (HSA) Non-Instructional | \$0.00 | \$0.00 | \$0.00 | 0.00 |
| 01 1100 281 000 0000 001 | REG INSTR - HSA Deduction | \$500.00 | \$149.70 | \$449.10 | 89.82 |
| 01 1100 281 000 0000 002 | REG INSTR - HSA Deduction | \$4,000.00 | \$348.22 | \$1,044.66 | 26.12 |
| 01 1100 281 000 1103 001 | Ag - HSA Deduction | \$0.00 | \$148.63 | \$445.89 | 0.00 |
| 01 1100 281 000 1108 001 | BAND - HSA Deduction | \$1,500.00 | \$74.84 | \$224.52 | 14.97 |
| 01 1100 281 000 1108 002 | BAND - HSA Deduction | \$500.00 | \$49.90 | \$149.70 | 29.94 |
| 01 1100 281 000 1112 001 | BUSINESS HSA Deduction-S | \$2,000.00 | \$174.64 | \$523.92 | 26.20 |
| 01 1100 281 000 1114 001 | ENGLISH - HSA Deduction | \$3,500.00 | \$305.62 | \$916.86 | 26.20 |
| 01 1100 281 000 1135 001 | GIFTED - HSA Deduction | \$0.00 | \$0.00 | \$0.00 | 0.00 |
| 01 1100 281 000 1138 001 | MATH - HSA Deduction | \$1,500.00 | \$124.74 | \$374.22 | 24.95 |
| 01 1100 281 000 1145 001 | PE - HSA Deduction | \$500.00 | \$41.32 | \$123.96 | 24.79 |
| 01 1100 281 000 1145 002 | PE - HSA Deduction | \$1,000.00 | \$70.78 | \$212.34 | 21.23 |
| 01 1100 281 000 1148 001 | SCIENCE - HSA Deduction | \$4,000.00 | \$498.97 | \$1,496.91 | 37.42 |
| 01 1100 281 000 1171 001 | SOC STUDIES - HSA Deduction | \$1,000.00 | \$70.78 | \$212.34 | 21.23 |
| 01 1100 281 000 1175 001 | TECH - HSA Deduction | \$1,500.00 | \$0.00 | \$0.00 | 0.00 |
| 01 1100 281 000 1180 001 | T & I - HSA Deduction | \$1,500.00 | \$114.59 | \$343.77 | 22.92 |
| 01 1100 282 000 0000 001 | Health Benefits (HSA) - Inst Aides | \$0.00 | \$0.00 | \$0.00 | 0.00 |

| Account Number | Account Description | Revised Budget | Expended During Month | Expenditures to Date | % of Budget |
|--------------------------|---|----------------|-----------------------|----------------------|-------------|
| 01 1100 282 000 0000 002 | Health Benefits (HSA) - Inst Aides | \$0.00 | \$0.00 | \$0.00 | 0.00 |
| 01 1100 320 000 2190 001 | Professional Ed Services Activity | \$0.00 | \$0.00 | \$1,183.58 | 0.00 |
| 01 1100 320 000 2190 002 | Professional Ed Services Activity | \$0.00 | \$0.00 | \$2,946.30 | 0.00 |
| 01 1100 330 000 1141 001 | Empl Trng/Develop Services Music | \$0.00 | \$0.00 | \$80.00 | 0.00 |
| 01 1100 350 000 0000 001 | Technical Services | \$0.00 | \$0.00 | \$0.00 | 0.00 |
| 01 1100 350 000 0000 002 | Technical Services | \$0.00 | \$0.00 | \$0.00 | 0.00 |
| 01 1100 350 000 1138 001 | Technical Services - Math | \$0.00 | \$0.00 | \$0.00 | 0.00 |
| 01 1100 350 000 1175 001 | Technical Services - Tech Education | \$0.00 | \$0.00 | \$0.00 | 0.00 |
| 01 1100 350 000 1175 002 | Technical Services - Tech Education | \$0.00 | \$0.00 | \$0.00 | 0.00 |
| 01 1100 352 000 0000 002 | Other Prof Services | \$0.00 | \$0.00 | \$0.00 | 0.00 |
| 01 1100 352 000 1102 001 | Other Prof Services - Greenhouse | \$0.00 | \$0.00 | \$0.00 | 0.00 |
| 01 1100 352 000 1103 001 | Other Prof Services - Ag Education | \$0.00 | \$0.00 | \$0.00 | 0.00 |
| 01 1100 352 000 1108 001 | Other Prof Services - Band | \$50.00 | \$0.00 | \$0.00 | 0.00 |
| 01 1100 352 000 1108 002 | Other Prof Services - Band | \$50.00 | \$0.00 | \$0.00 | 0.00 |
| 01 1100 352 000 1118 001 | Other Prof Services - FCS | \$0.00 | \$0.00 | \$0.00 | 0.00 |
| 01 1100 352 000 1141 002 | Other Prof Services - Music | \$0.00 | \$0.00 | \$0.00 | 0.00 |
| 01 1100 352 000 1148 001 | Other Prof Services - Science | \$200.00 | \$0.00 | \$0.00 | 0.00 |
| 01 1100 352 000 1175 001 | Other Prof Services - Tech Education | \$0.00 | \$0.00 | \$0.00 | 0.00 |
| 01 1100 352 000 1175 002 | Other Prof Services - Tech Education | \$150.00 | \$0.00 | \$0.00 | 0.00 |
| 01 1100 352 000 1180 001 | Other Prof Services - Trades & Industry | \$0.00 | \$0.00 | \$0.00 | 0.00 |
| 01 1100 440 000 0000 000 | Rentals | \$0.00 | \$1,785.43 | \$4,383.43 | 0.00 |
| 01 1100 580 000 0000 001 | Travel Trans, Meals, Hotel | \$100.00 | \$0.00 | \$0.00 | 0.00 |
| 01 1100 580 000 0000 002 | Travel Trans, Meals, Hotel | \$100.00 | \$0.00 | \$0.00 | 0.00 |
| 01 1100 580 000 1103 001 | Travel Trans, Meals, Hotel Ag Education | \$1,000.00 | \$0.00 | \$0.00 | 0.00 |
| 01 1100 580 000 1105 001 | Travel Trans, Meals, Hotel Art | \$0.00 | \$0.00 | \$0.00 | 0.00 |
| 01 1100 580 000 1105 002 | Travel Trans, Meals, Hotel Art | \$0.00 | \$0.00 | \$0.00 | 0.00 |
| 01 1100 580 000 1108 001 | Travel Trans, Meals, Hotel Band | \$2,000.00 | \$0.00 | \$0.00 | 0.00 |
| 01 1100 580 000 1108 002 | Travel Trans, Meals, Hotel Band | \$250.00 | \$0.00 | \$0.00 | 0.00 |
| 01 1100 580 000 1112 001 | Travel Trans, Meals, Hotel Business | \$0.00 | \$0.00 | \$0.00 | 0.00 |
| 01 1100 580 000 1114 001 | Travel Trans, Meals, Hotel English | \$750.00 | \$0.00 | \$0.00 | 0.00 |
| 01 1100 580 000 1118 001 | Travel Trans, Meals, Hotel FCS | \$100.00 | \$0.00 | \$0.00 | 0.00 |
| 01 1100 580 000 1135 001 | Travel Trans, Meals, Hotel HAL/Gifted | \$250.00 | \$0.00 | \$0.00 | 0.00 |
| 01 1100 580 000 1135 002 | Travel Trans, Meals, Hotel HAL/Gifted | \$1,000.00 | \$0.00 | \$0.00 | 0.00 |
| 01 1100 580 000 1138 001 | Travel Trans, Meals, Hotel Math | \$75.00 | \$0.00 | \$0.00 | 0.00 |
| 01 1100 580 000 1141 001 | Travel Trans, Meals, Hotel Music | \$1,000.00 | \$0.00 | \$0.00 | 0.00 |
| 01 1100 580 000 1141 002 | Travel Trans, Meals, Hotel Music | \$400.00 | \$0.00 | \$0.00 | 0.00 |

EXPENDITURE REPORT

November, 2018

| Account Number | Account Description | Revised Budget | Expended During Month | Expenditures to Date | % of Budget |
|--------------------------|--|----------------|-----------------------|----------------------|-------------|
| 01 1100 580 000 1145 001 | Travel Trans, Meals, Hotel PE | \$500.00 | \$0.00 | \$0.00 | 0.00 |
| 01 1100 580 000 1145 002 | Travel Trans, Meals, Hotel PE | \$200.00 | \$0.00 | \$0.00 | 0.00 |
| 01 1100 580 000 1148 001 | Travel Trans, Meals, Hotel Science | \$500.00 | \$0.00 | \$0.00 | 0.00 |
| 01 1100 580 000 1171 001 | Travel Trans, Meals, Hotel Soc Studies | \$100.00 | \$0.00 | \$0.00 | 0.00 |
| 01 1100 580 000 1175 001 | Travel Trans, Meals, Hotel Technology Ed | \$500.00 | \$0.00 | \$0.00 | 0.00 |
| 01 1100 580 000 1175 002 | Travel Trans, Meals, Hotel Technology Ed | \$500.00 | \$0.00 | \$0.00 | 0.00 |
| 01 1100 580 000 1180 001 | Travel Trans, Meals, Hotel Trades & Ind | \$50.00 | \$0.00 | \$0.00 | 0.00 |
| 01 1100 580 000 1185 001 | Travel Trans Meals Hotel Circle Friends | \$0.00 | \$0.00 | \$0.00 | 0.00 |
| 01 1100 580 000 1185 002 | Travel Trans Meals Hotel Circle Friends | \$50.00 | \$0.00 | \$0.00 | 0.00 |
| 01 1100 610 000 0000 001 | General Supplies | \$26,000.00 | \$1,024.55 | \$2,609.80 | 10.04 |
| 01 1100 610 000 0000 002 | General Supplies | \$67,700.00 | \$3,025.97 | \$8,007.84 | 11.83 |
| 01 1100 610 000 1102 001 | Supplies - Greenhouse | \$0.00 | \$0.00 | \$0.00 | 0.00 |
| 01 1100 610 000 1103 001 | Supplies Ag Education | \$4,500.00 | \$0.00 | \$699.30 | 15.54 |
| 01 1100 610 000 1105 001 | Supplies Art | \$3,600.00 | \$493.16 | \$536.01 | 14.89 |
| 01 1100 610 000 1105 002 | Supplies Art | \$2,500.00 | \$0.00 | \$0.00 | 0.00 |
| 01 1100 610 000 1108 001 | Supplies Band | \$2,700.00 | \$137.00 | \$270.00 | 10.00 |
| 01 1100 610 000 1108 002 | Supplies Band | \$300.00 | \$0.00 | \$0.00 | 0.00 |
| 01 1100 610 000 1112 001 | Supplies Business | \$700.00 | \$0.00 | \$0.00 | 0.00 |
| 01 1100 610 000 1114 001 | Supplies English | \$3,000.00 | \$0.00 | \$0.00 | 0.00 |
| 01 1100 610 000 1118 001 | Supplies FCS | \$4,500.00 | \$612.94 | \$1,010.37 | 22.45 |
| 01 1100 610 000 1135 001 | Supplies HAL/Gifted | \$2,500.00 | \$8.63 | \$8.63 | 0.35 |
| 01 1100 610 000 1135 002 | Supplies HAL/Gifted | \$1,250.00 | \$0.00 | \$0.00 | 0.00 |
| 01 1100 610 000 1138 001 | Supplies Math | \$1,000.00 | \$0.00 | \$438.12 | 43.81 |
| 01 1100 610 000 1138 002 | Supplies Math | \$4,500.00 | \$0.00 | \$0.00 | 0.00 |
| 01 1100 610 000 1141 001 | Supplies Music | \$2,100.00 | \$0.00 | \$153.12 | 9.58 |
| 01 1100 610 000 1141 002 | Supplies Music | \$1,600.00 | \$0.00 | \$0.00 | 0.00 |
| 01 1100 610 000 1145 001 | Supplies PE | \$3,000.00 | \$0.00 | \$0.00 | 48.58 |
| 01 1100 610 000 1145 002 | Supplies PE | \$1,000.00 | \$0.00 | \$0.00 | 0.00 |
| 01 1100 610 000 1148 001 | Supplies Science | \$14,500.00 | \$213.45 | \$3,124.60 | 44.27 |
| 01 1100 610 000 1148 002 | Supplies Science | \$4,000.00 | \$0.00 | \$0.00 | 0.00 |
| 01 1100 610 000 1171 001 | Supplies Social Studies | \$750.00 | \$0.00 | \$0.00 | 0.00 |
| 01 1100 610 000 1173 001 | Supplies Spanish | \$3,000.00 | \$0.00 | \$0.00 | 0.00 |
| 01 1100 610 000 1175 001 | Supplies Technology Education | \$2,500.00 | \$0.00 | \$0.00 | 0.00 |
| 01 1100 610 000 1175 002 | Supplies Technology Education | \$750.00 | \$0.00 | \$0.00 | 0.00 |
| 01 1100 610 000 1180 001 | Supplies Trades & Industry | \$4,250.00 | \$371.21 | \$887.69 | 32.73 |
| 01 1100 610 000 1185 001 | Supplies Circle of Friends | \$50.00 | \$0.00 | \$0.00 | 0.00 |

EXPENDITURE REPORT

November, 2018

| Account Number | Account Description | Revised Budget | Expended During Month | Expenditures to Date | % of Budget |
|--------------------------|--|----------------|-----------------------|----------------------|-------------|
| 01 1100 610 000 1185 002 | Supplies Circle of Friends | \$200.00 | \$33.55 | \$33.55 | 16.78 |
| 01 1100 610 000 2190 001 | Supplies Activity | \$0.00 | \$0.00 | \$551.25 | 0.00 |
| 01 1100 620 000 1102 001 | Energy Greenhouse | \$0.00 | \$0.00 | \$0.00 | 0.00 |
| 01 1100 640 000 0000 002 | Books & Periodicals | \$17,000.00 | \$650.93 | \$650.93 | 6.06 |
| 01 1100 640 000 1103 001 | Books & Periodicals Ag Education | \$2,500.00 | \$0.00 | \$0.00 | 0.00 |
| 01 1100 640 000 1112 001 | Books & Periodicals Business | \$1,500.00 | \$0.00 | \$40.05 | 2.67 |
| 01 1100 640 000 1114 001 | Books & Periodicals English | \$2,000.00 | \$0.00 | \$370.25 | 18.51 |
| 01 1100 640 000 1118 001 | Books & Periodicals FCS | \$250.00 | \$0.00 | \$0.00 | 0.00 |
| 01 1100 640 000 1135 002 | Books & Periodicals Gifted | \$0.00 | \$0.00 | \$0.00 | 0.00 |
| 01 1100 640 000 1138 001 | Books & Periodicals Math | \$2,000.00 | \$0.00 | \$0.00 | 0.00 |
| 01 1100 640 000 1138 002 | Books & Periodicals Math | \$0.00 | \$0.00 | \$0.00 | 0.00 |
| 01 1100 640 000 1141 002 | Books & Periodicals Music | \$0.00 | \$0.00 | \$0.00 | 0.00 |
| 01 1100 640 000 1145 001 | Books & Periodicals PE | \$0.00 | \$0.00 | \$155.15 | 0.00 |
| 01 1100 640 000 1148 001 | Books & Periodicals Science | \$0.00 | \$150.93 | \$150.93 | 0.00 |
| 01 1100 640 000 1148 002 | Books & Periodicals Science | \$0.00 | \$0.00 | \$1,881.04 | 0.00 |
| 01 1100 640 000 1171 001 | Books & Periodicals Social Studies | \$500.00 | \$0.00 | \$0.00 | 0.00 |
| 01 1100 640 000 1171 002 | Books & Periodicals Social Studies | \$0.00 | \$0.00 | \$0.00 | 0.00 |
| 01 1100 640 000 1173 001 | Books & Periodicals Spanish | \$0.00 | \$0.00 | \$0.00 | 0.00 |
| 01 1100 640 000 1175 001 | Books & Periodicals Technology Education | \$2,500.00 | \$0.00 | \$0.00 | 0.00 |
| 01 1100 640 000 1180 001 | Books & Periodicals Trades & Industry | \$500.00 | \$0.00 | \$0.00 | 0.00 |
| 01 1100 640 000 3155 001 | Books & Periodicals Textbook Loan | \$2,500.00 | \$0.00 | \$0.00 | 0.00 |
| 01 1100 640 000 3155 002 | Books & Periodicals Textbook Loan | \$2,500.00 | \$0.00 | \$0.00 | 0.00 |
| 01 1100 643 000 0000 000 | Web/Cloud Based Software | \$0.00 | \$0.00 | \$14,968.90 | 0.00 |
| 01 1100 643 000 0000 001 | Web/Cloud Based Software | \$5,000.00 | \$0.00 | \$3,144.35 | 62.89 |
| 01 1100 643 000 0000 002 | Web/Cloud Based Software | \$5,000.00 | \$1,950.00 | \$1,950.00 | 39.00 |
| 01 1100 643 000 1103 001 | Web/Cloud Based Software Ag Ed | \$1,000.00 | \$0.00 | \$0.00 | 0.00 |
| 01 1100 643 000 1112 001 | Web/Cloud Based Software Business | \$1,250.00 | \$0.00 | \$0.00 | 0.00 |
| 01 1100 643 000 1114 001 | Web/Cloud Based Software English | \$2,500.00 | \$0.00 | \$369.00 | 14.76 |
| 01 1100 643 000 1135 001 | Web/Cloud Based Software Gifted | \$0.00 | \$0.00 | \$0.00 | 0.00 |
| 01 1100 643 000 1135 002 | Web/Cloud Based Software Gifted | \$0.00 | \$0.00 | \$0.00 | 0.00 |
| 01 1100 643 000 1138 001 | Web/Cloud Based Software Math | \$2,000.00 | \$0.00 | \$0.00 | 0.00 |
| 01 1100 643 000 1145 001 | Web/Cloud Based Software PE | \$0.00 | \$0.00 | \$0.00 | 0.00 |
| 01 1100 643 000 1148 001 | Web/Cloud Based Software Science | \$5,500.00 | \$0.00 | \$0.00 | 0.00 |
| 01 1100 643 000 1148 002 | Web/Cloud Based Software Science | \$5,000.00 | \$0.00 | \$0.00 | 0.00 |
| 01 1100 643 000 1171 001 | Web/Cloud Based Software Social Studies | \$0.00 | \$0.00 | \$0.00 | 0.00 |
| 01 1100 643 000 1173 001 | Web/Cloud Based Software Spanixh | \$0.00 | \$944.00 | \$944.00 | 0.00 |

EXPENDITURE REPORT

November, 2018

| Account Number | Account Description | Revised Budget | Expended During Month | Expenditures to Date | % of Budget |
|--------------------------|--|-----------------------|-----------------------|-----------------------|--------------|
| 01 1100 643 000 1175 001 | Web/Cloud Based Software Technology Ed | \$5,000.00 | \$0.00 | \$0.00 | 0.00 |
| 01 1100 643 000 1175 002 | Web/Cloud Based Software Technology Ed | \$0.00 | \$0.00 | \$0.00 | 0.00 |
| 01 1100 643 000 1180 001 | Web/Cloud Based Software Trades & Indus | \$0.00 | \$0.00 | \$0.00 | 0.00 |
| 01 1100 650 000 0000 001 | Supplies Technology Related | \$67,500.00 | \$0.00 | \$0.00 | 0.00 |
| 01 1100 650 000 0000 002 | Supplies Technology Related | \$30,000.00 | \$0.00 | \$0.00 | 0.00 |
| 01 1100 650 000 1112 001 | Supplies Technology Related Business | \$2,000.00 | \$0.00 | \$0.00 | 0.00 |
| 01 1100 650 000 1135 001 | Supplies Technology Related Gifted | \$250.00 | \$0.00 | \$0.00 | 0.00 |
| 01 1100 650 000 1138 001 | Supplies Technology Related Math | \$350.00 | \$0.00 | \$0.00 | 0.00 |
| 01 1100 650 000 1175 001 | Supplies Technology Related Tech Ed | \$16,000.00 | \$0.00 | \$0.00 | 0.00 |
| 01 1100 650 000 1175 002 | Supplies Technology Related Tech Ed | \$12,500.00 | \$0.00 | \$0.00 | 0.00 |
| 01 1100 650 000 1180 001 | Supplies Technology Related Trades & Ind | \$500.00 | \$0.00 | \$0.00 | 0.00 |
| 01 1100 810 000 1103 001 | Dues & Fees Ag Education | \$200.00 | \$0.00 | \$0.00 | 0.00 |
| 01 1100 810 000 1108 001 | Dues and Fees Band | \$0.00 | \$0.00 | \$179.00 | 0.00 |
| 01 1100 810 000 1141 001 | Dues & Fees Music | \$200.00 | \$0.00 | \$0.00 | 0.00 |
| 01 1100 810 000 1141 002 | Dues & Fees Music | \$100.00 | \$0.00 | \$0.00 | 0.00 |
| 01 1100 810 000 1145 002 | Dues & Fees PE | \$0.00 | \$0.00 | \$0.00 | 0.00 |
| 01 1100 810 000 1175 001 | Dues & Fees Technology Education | \$0.00 | \$120.00 | \$120.00 | 0.00 |
| 01 1100 810 000 2190 001 | Dues and Fees Activity | \$0.00 | \$0.00 | \$0.00 | 0.00 |
| 01 1100 810 000 2190 002 | Dues and Fees Activity | \$0.00 | \$0.00 | \$766.75 | 0.00 |
| 1100 | Regular Instruction | \$4,199,168.00 | \$366,763.70 | \$1,104,229.28 | 26.43 |
| 01 1150 110 000 0000 001 | Reg Emp - Non-Instr - LEP | \$0.00 | \$0.00 | \$0.00 | 0.00 |
| 01 1150 110 000 0000 002 | Reg Emp - Non-Instr - LEP | \$0.00 | \$0.00 | \$0.00 | 0.00 |
| 01 1150 111 000 0000 001 | Reg Emp - Teach/Prof - LEP | \$56,067.00 | \$4,338.99 | \$13,016.97 | 23.22 |
| 01 1150 111 000 0000 002 | Reg Emp - Teach/Prof - LEP | \$124,528.00 | \$9,910.07 | \$29,730.21 | 23.87 |
| 01 1150 112 000 0000 001 | Reg Emp - Instr Aides - LEP | \$17,136.00 | \$2,108.78 | \$5,810.49 | 33.91 |
| 01 1150 112 000 0000 002 | Reg Emp - Instr Aides - LEP | \$38,291.00 | \$4,422.80 | \$10,728.72 | 28.02 |
| 01 1150 112 000 1190 002 | Reg Emp - Instr Aides - LEP - PS | \$0.00 | \$0.00 | \$0.00 | 0.00 |
| 01 1150 122 000 0000 001 | Temp Emp - Instr Aide - LEP | \$1,200.00 | \$41.12 | \$113.24 | 9.44 |
| 01 1150 122 000 0000 002 | Temp Emp - Instr Aide - LEP | \$2,000.00 | \$83.56 | \$251.07 | 12.55 |
| 01 1150 122 000 1190 002 | Temp Emp - Instr Aide - LEP - EC | \$0.00 | \$0.00 | \$0.00 | 0.00 |
| 01 1150 123 000 0000 001 | Temp Emp - Teach/Prof - Sub - LEP | \$1,000.00 | \$100.00 | \$200.00 | 20.00 |
| 01 1150 123 000 0000 002 | Temp Emp - Teach/Prof - Sub - LEP | \$1,000.00 | \$184.58 | \$914.58 | 91.46 |
| 01 1150 132 000 0000 001 | ESL SUB SALARY-S | \$0.00 | \$0.19 | \$0.19 | 0.00 |
| 01 1150 132 000 0000 002 | ESL SUB SALARY-S | \$0.00 | \$144.11 | \$187.03 | 0.00 |
| 01 1150 150 000 0000 001 | TRANSLATOR SALARIES-2 | \$6,500.00 | \$164.22 | \$164.22 | 2.53 |
| 01 1150 150 000 0000 002 | TRANSLATOR SALARIES-E | \$6,500.00 | \$180.18 | \$489.51 | 7.53 |

EXPENDITURE REPORT

November, 2018

| Account Number | Account Description | Revised Budget | Expended During Month | Expenditures to Date | % of Budget |
|--------------------------|---------------------------------------|----------------|-----------------------|----------------------|-------------|
| 01 1150 150 000 1190 002 | TRANSLATOR SALARIES-PS | \$1,500.00 | \$0.00 | \$0.00 | 0.00 |
| 01 1150 151 000 0000 001 | ESL SUB SALARY-S | \$0.00 | \$12.50 | \$25.00 | 0.00 |
| 01 1150 159 000 0000 001 | ESL STIPEND SALARY-S | \$0.00 | \$0.00 | \$0.00 | 0.00 |
| 01 1150 159 000 0000 002 | ESL STIPEND SALARY-E | \$0.00 | \$0.00 | \$0.00 | 0.00 |
| 01 1150 210 000 0000 001 | Group Insurance - Non-Instructional | \$0.00 | \$0.00 | \$0.00 | 0.00 |
| 01 1150 210 000 0000 002 | Group Insurance - Non-Instructional | \$0.00 | \$0.00 | \$0.00 | 0.00 |
| 01 1150 211 000 0000 001 | ESL HEALTH INSURANCE-S | \$25,193.00 | \$1,234.36 | \$3,703.08 | 14.70 |
| 01 1150 211 000 0000 002 | ESL HEALTH INSURANCE-E | \$52,501.00 | \$2,844.72 | \$8,534.16 | 16.26 |
| 01 1150 211 000 1190 002 | ESL HEALTH INSURANCE-PS | \$0.00 | \$0.00 | \$0.00 | 0.00 |
| 01 1150 212 000 0000 001 | Group Insurance - Instructional Aides | \$0.00 | \$948.79 | \$1,977.65 | 0.00 |
| 01 1150 212 000 0000 002 | Group Insurance - Instructional Aides | \$0.00 | \$862.53 | \$2,587.60 | 0.00 |
| 01 1150 220 000 0000 001 | Social Security - Non Instructional | \$0.00 | \$12.56 | \$12.56 | 0.00 |
| 01 1150 220 000 0000 002 | Social Security - Non Instructional | \$0.00 | \$13.78 | \$37.46 | 0.00 |
| 01 1150 221 000 0000 001 | ESL SOCIAL SECURITY-S | \$5,623.00 | \$251.74 | \$754.28 | 13.41 |
| 01 1150 221 000 0000 002 | ESL SOCIAL SECURITY-E | \$12,455.00 | \$749.38 | \$2,248.14 | 18.05 |
| 01 1150 221 000 1190 002 | ESL SOCIAL SECURITY | \$200.00 | \$0.00 | \$0.00 | 0.00 |
| 01 1150 222 000 0000 001 | Social Security - Instructional Aides | \$0.00 | \$164.49 | \$453.17 | 0.00 |
| 01 1150 222 000 0000 002 | Social Security - Instructional Aides | \$0.00 | \$355.74 | \$854.26 | 0.00 |
| 01 1150 223 000 0000 001 | Social Security - LEP - Subs | \$0.00 | \$7.65 | \$15.30 | 0.00 |
| 01 1150 223 000 0000 002 | Social Security - LEP - Subs | \$0.00 | \$14.12 | \$69.99 | 0.00 |
| 01 1150 230 000 0000 001 | Retirement - Non-Instructional | \$0.00 | \$12.07 | \$12.07 | 0.00 |
| 01 1150 230 000 0000 002 | Retirement - Non-Instructional | \$0.00 | \$13.25 | \$35.99 | 0.00 |
| 01 1150 231 000 0000 001 | ESL RETIREMENT-S | \$5,404.00 | \$319.96 | \$958.96 | 17.75 |
| 01 1150 231 000 0000 002 | ESL RETIREMENT-E | \$11,971.00 | \$728.67 | \$2,186.01 | 18.26 |
| 01 1150 231 000 1190 002 | ESL RETIREMENT | \$200.00 | \$0.00 | \$0.00 | 0.00 |
| 01 1150 232 000 0000 001 | Retirement - Instructional Aides | \$0.00 | \$138.19 | \$394.75 | 0.00 |
| 01 1150 232 000 0000 002 | Retirement - Instructional Aides | \$0.00 | \$169.28 | \$490.21 | 0.00 |
| 01 1150 233 000 0000 002 | LEP Ret | \$0.00 | \$3.65 | \$3.65 | 0.00 |
| 01 1150 237 000 0000 001 | ESL RETIREMENT-S | \$1,856.00 | \$161.48 | \$469.02 | 25.27 |
| 01 1150 237 000 0000 002 | ESL RETIREMENT-E | \$4,111.00 | \$314.17 | \$932.64 | 22.69 |
| 01 1150 237 000 1190 002 | ESL RETIREMENT | \$100.00 | \$0.00 | \$0.00 | 0.00 |
| 01 1150 281 000 0000 001 | ELL - HSA Deduction | \$2,000.00 | \$175.64 | \$526.92 | 26.35 |
| 01 1150 281 000 0000 002 | HSA - LEP | \$0.00 | \$199.59 | \$598.77 | 0.00 |
| 01 1150 350 000 0000 001 | Technical Services - ELL | \$100.00 | \$0.00 | \$0.00 | 0.00 |
| 01 1150 350 000 0000 002 | Technical Services - ELL | \$100.00 | \$0.00 | \$0.00 | 0.00 |
| 01 1150 540 000 0000 001 | Advertising - ELL | \$0.00 | \$0.00 | \$0.00 | 0.00 |

| Account Number | Account Description | Revised Budget | Expended During Month | Expenditures to Date | % of Budget |
|--------------------------|---|---------------------|-----------------------|----------------------|--------------|
| 01 1150 540 000 0000 002 | Advertising - ELL | \$0.00 | \$0.00 | \$0.00 | 0.00 |
| 01 1150 580 000 0000 001 | Travel Trans, Meals, Hotel ELL | \$500.00 | \$0.00 | \$0.00 | 0.00 |
| 01 1150 580 000 0000 002 | Travel Trans, Meals, Hotel ELL | \$500.00 | \$0.00 | \$0.00 | 0.00 |
| 01 1150 610 000 0000 001 | Supplies ELL | \$600.00 | \$117.65 | \$117.65 | 19.61 |
| 01 1150 610 000 0000 002 | Supplies ELL | \$500.00 | \$0.00 | \$0.00 | 8.72 |
| 01 1150 640 000 0000 001 | Books & Periodicals Limited English | \$500.00 | \$0.00 | \$21.48 | 4.30 |
| 01 1150 640 000 0000 002 | Books & Periodicals Limited English | \$500.00 | \$327.41 | \$327.41 | 65.48 |
| 01 1150 643 000 0000 001 | Web/Cloud Based Software ELL | \$100.00 | \$0.00 | \$0.00 | 0.00 |
| 01 1150 643 000 0000 002 | Web/Cloud Based Software ELL | \$0.00 | \$0.00 | \$0.00 | 0.00 |
| 01 1150 810 000 0000 001 | Dues and Fees ELL | \$0.00 | \$100.00 | \$100.00 | 0.00 |
| 1150 | Limited English Proficiency Programs | \$380,736.00 | \$31,931.97 | \$90,054.41 | 23.69 |
| 01 1160 111 000 0000 001 | Reg Emp - Teach/Prof - Poverty | \$90,226.00 | \$2,981.34 | \$8,944.02 | 9.91 |
| 01 1160 111 000 0000 002 | Reg Emp - Teach/Prof - Poverty | \$660,571.00 | \$46,016.79 | \$138,025.37 | 20.89 |
| 01 1160 111 000 1138 001 | Reg Emp - Teach/Prof - Poverty - Math | \$0.00 | \$4,559.80 | \$13,679.40 | 0.00 |
| 01 1160 112 000 0000 001 | Reg Emp - Instr Aides - Poverty | \$0.00 | \$0.00 | \$269.12 | 0.00 |
| 01 1160 112 000 0000 002 | Reg Emp - Instr Aides - Poverty | \$91,181.00 | \$11,316.39 | \$36,049.48 | 39.54 |
| 01 1160 112 000 1744 002 | Reg Emp - Instr Aides - Poverty - DE | \$30,000.00 | \$0.00 | \$0.00 | 0.00 |
| 01 1160 120 000 0000 000 | Temp Emp - Non-Instr - Poverty | \$0.00 | \$650.00 | \$1,950.00 | 0.00 |
| 01 1160 120 000 0000 001 | Temp Emp - Non-Instr - Poverty | \$4,500.00 | \$0.00 | \$0.00 | 0.00 |
| 01 1160 120 000 0000 002 | Temp Emp - Non-Instr - Poverty | \$6,000.00 | \$0.00 | \$0.00 | 0.00 |
| 01 1160 122 000 0000 001 | Temp Emp - Instr Aide - Poverty | \$0.00 | \$12.50 | \$22.50 | 0.00 |
| 01 1160 122 000 0000 002 | Temp Emp - Instr Aide - Poverty | \$1,553.00 | \$774.35 | \$1,550.04 | 99.81 |
| 01 1160 123 000 0000 001 | Temp Emp - Teach/Prof - Sub - Poverty | \$0.00 | \$0.00 | \$75.00 | 0.00 |
| 01 1160 123 000 0000 002 | Temp Emp - Teach/Prof - Sub - Poverty | \$0.00 | \$2,426.59 | \$5,296.59 | 0.00 |
| 01 1160 123 000 1138 001 | Temp Emp - Teach/Prof - Sub - Pov Math | \$0.00 | \$125.00 | \$231.25 | 0.00 |
| 01 1160 132 000 0000 001 | Poverty Instructional Aides - OT | \$0.00 | \$0.00 | \$231.82 | 0.00 |
| 01 1160 132 000 0000 002 | Poverty Instructional Aides - OT | \$0.00 | \$292.67 | \$650.01 | 0.00 |
| 01 1160 151 000 0000 001 | POVERTY SUB SALARY-S | \$0.00 | \$0.00 | \$25.00 | 0.00 |
| 01 1160 152 000 0000 001 | POVERTY SUB SALARY-S | \$0.00 | \$0.00 | \$87.50 | 0.00 |
| 01 1160 159 000 0000 001 | POVERTY STIPENDS-S | \$0.00 | \$0.00 | \$0.00 | 0.00 |
| 01 1160 159 000 0000 002 | POVERTY STIPENDS-E | \$0.00 | \$0.00 | \$0.00 | 0.00 |
| 01 1160 211 000 0000 001 | POVERTY HEALTH INS - S | \$27,317.00 | \$701.35 | \$2,104.05 | 7.70 |
| 01 1160 211 000 0000 002 | POVERTY HEALTH INS - E | \$179,319.00 | \$10,911.00 | \$32,733.00 | 18.25 |
| 01 1160 211 000 1138 001 | Group Ins - Teach/Prof Poverty Math | \$0.00 | \$1,081.03 | \$3,243.09 | 0.00 |
| 01 1160 212 000 0000 002 | Group Insurance - Instructional Aides | \$0.00 | \$2,221.25 | \$6,719.97 | 0.00 |
| 01 1160 220 000 0000 000 | Social Security - Non-Instructional | \$0.00 | \$49.73 | \$149.19 | 0.00 |

| Account Number | Account Description | Revised Budget | Expended During Month | Expenditures to Date | % of Budget |
|--------------------------|---|----------------|-----------------------|----------------------|-------------|
| 01 1160 220 000 0000 001 | Social Security - Non-Instructional | \$0.00 | \$0.00 | \$0.00 | 0.00 |
| 01 1160 220 000 0000 002 | Social Security - Non-Instructional | \$0.00 | \$0.00 | \$0.00 | 0.00 |
| 01 1160 221 000 0000 001 | POVERTY SOCIAL SECURITY-S | \$6,667.00 | \$224.24 | \$674.63 | 10.12 |
| 01 1160 221 000 0000 002 | POVERTY SOCIAL SECURITY-E | \$56,361.00 | \$3,354.04 | \$10,060.21 | 17.85 |
| 01 1160 221 000 1138 001 | Social Security - Poverty - Math | \$0.00 | \$326.30 | \$978.89 | 0.00 |
| 01 1160 221 000 1744 002 | DE POVERTY SOCIAL SECURITY-E | \$3,500.00 | \$0.00 | \$0.00 | 0.00 |
| 01 1160 222 000 0000 001 | Social Security - Instructional Aides | \$0.00 | \$0.95 | \$46.73 | 0.00 |
| 01 1160 222 000 0000 002 | Social Security - Instructional Aides | \$0.00 | \$860.56 | \$2,664.73 | 0.00 |
| 01 1160 222 000 1744 002 | Social Security - Instructional Aides | \$0.00 | \$0.00 | \$0.00 | 0.00 |
| 01 1160 223 000 0000 001 | Social Security - Poverty - Sub | \$0.00 | \$0.00 | \$5.72 | 0.00 |
| 01 1160 223 000 0000 002 | Social Security - Poverty - Sub | \$0.00 | \$185.61 | \$405.17 | 0.00 |
| 01 1160 223 000 1138 001 | Social Security - Subs - Poverty - Math | \$0.00 | \$9.55 | \$17.66 | 0.00 |
| 01 1160 231 000 0000 001 | POVERTY RETIREMENT-S | \$6,408.00 | \$219.21 | \$659.47 | 10.29 |
| 01 1160 231 000 0000 002 | POVERTY RETIREMENT-E | \$54,685.00 | \$3,383.52 | \$10,148.74 | 18.56 |
| 01 1160 231 000 1138 001 | Retirement - Teach/Prof Poverty Math | \$0.00 | \$335.27 | \$1,005.81 | 0.00 |
| 01 1160 231 000 1744 002 | DE POVERTY RETIREMENT-E | \$900.00 | \$0.00 | \$0.00 | 0.00 |
| 01 1160 232 000 0000 001 | Retirement - Instructional Aides | \$0.00 | \$0.92 | \$44.18 | 0.00 |
| 01 1160 232 000 0000 002 | Retirement - Instructional Aides | \$0.00 | \$819.20 | \$2,611.91 | 0.00 |
| 01 1160 233 000 0000 002 | Ret - Sub | \$0.00 | \$8.20 | \$8.20 | 0.00 |
| 01 1160 233 000 1105 002 | Ret - Sub | \$0.00 | \$0.00 | \$0.00 | 0.00 |
| 01 1160 237 000 0000 001 | POVERTY RETIREMENT-S | \$2,000.00 | \$75.60 | \$241.62 | 12.08 |
| 01 1160 237 000 0000 002 | POVERTY RETIREMENT-E | \$18,779.00 | \$1,446.11 | \$4,385.02 | 23.35 |
| 01 1160 237 000 1138 001 | Inc Retirement Poverty Math | \$0.00 | \$115.14 | \$345.42 | 0.00 |
| 01 1160 237 000 1744 002 | DE POVERTY RETIREMENT 1%-E | \$500.00 | \$0.00 | \$0.00 | 0.00 |
| 01 1160 281 000 0000 001 | POVERTY - HSA Deduction | \$2,000.00 | \$99.80 | \$299.40 | 14.97 |
| 01 1160 281 000 0000 002 | POVERTY - HSA Deduction | \$500.00 | \$0.00 | \$0.00 | 0.00 |
| 01 1160 281 000 1138 001 | HSA Poverty Math | \$0.00 | \$49.90 | \$149.70 | 0.00 |
| 01 1160 282 000 0000 002 | Health Benefits (HSA) - Inst Aides | \$0.00 | \$32.03 | \$96.10 | 0.00 |
| 01 1160 350 000 0000 001 | Technical Services - Poverty | \$3,000.00 | \$0.00 | \$0.00 | 0.00 |
| 01 1160 350 000 0000 002 | Technical Services - Poverty | \$3,000.00 | \$0.00 | \$0.00 | 0.00 |
| 01 1160 382 000 0000 001 | Dist Ed & Telecommunications Poverty | \$0.00 | \$0.00 | \$0.00 | 0.00 |
| 01 1160 382 000 0000 002 | Dist Ed & Telecommunications Poverty | \$500.00 | \$0.00 | \$0.00 | 0.00 |
| 01 1160 580 000 0000 001 | Travel Trans, Meals, Hotel Poverty | \$250.00 | \$0.00 | \$0.00 | 0.00 |
| 01 1160 580 000 0000 002 | Travel Trans, Meals, Hotel Poverty | \$500.00 | \$0.00 | \$0.00 | 0.00 |
| 01 1160 610 000 0000 001 | Supplies Poverty Programs | \$250.00 | \$0.00 | \$0.00 | 0.00 |
| 01 1160 610 000 0000 002 | Supplies Poverty Programs | \$750.00 | \$0.00 | \$0.00 | 0.00 |

EXPENDITURE REPORT

November, 2018

| Account Number | Account Description | Revised Budget | Expended During Month | Expenditures to Date | % of Budget |
|--------------------------|--|-----------------------|-----------------------|----------------------|--------------|
| 01 1160 610 000 1190 002 | Supplies Poverty Programs Preschool | \$250.00 | \$0.00 | \$0.00 | 0.00 |
| 01 1160 610 000 1744 002 | Supplies Poverty Prog Dev Eagles | \$100.00 | \$0.00 | \$0.00 | 0.00 |
| 01 1160 643 000 0000 001 | Web/Cloud Based Software Poverty | \$0.00 | \$0.00 | \$0.00 | 0.00 |
| 01 1160 643 000 0000 002 | Web/Cloud Based Software Poverty | \$0.00 | (\$460.00) | \$0.00 | 0.00 |
| 01 1160 650 000 0000 002 | Supplies Technology Related Poverty | \$4,500.00 | \$0.00 | \$0.00 | 0.00 |
| 1160 | Poverty Programs | \$1,256,067.00 | \$95,205.94 | \$286,885.71 | 22.84 |
| 01 1190 111 000 1190 002 | Reg Emp - Teach/Prof - Early Child | \$45,236.00 | \$3,769.67 | \$11,309.01 | 25.00 |
| 01 1190 112 000 1190 002 | Reg Emp - Instr Aides - Early Childhood | \$16,468.00 | \$1,566.41 | \$3,477.59 | 21.12 |
| 01 1190 122 000 1190 002 | Temp Emp - Instr Aide - Early Childhood | \$1,000.00 | \$32.58 | \$1,372.03 | 137.20 |
| 01 1190 123 000 1190 002 | Temp Emp - Teach/Prof - Sub - EC | \$363.00 | \$150.00 | \$550.00 | 151.52 |
| 01 1190 132 000 1190 002 | EC PARA SALARIES | \$0.00 | \$0.00 | \$0.00 | 0.00 |
| 01 1190 159 000 1190 002 | EC REGULAR STIPEND | \$0.00 | \$0.00 | \$0.00 | 0.00 |
| 01 1190 211 000 1190 002 | EC HEALTH INSURANCE | \$26,620.00 | \$1,602.27 | \$4,806.81 | 18.06 |
| 01 1190 212 000 1190 002 | Group Insurance - Instructional Aides | \$0.00 | \$616.09 | \$1,232.18 | 0.00 |
| 01 1190 221 000 1190 002 | EC SOCIAL SECURITY | \$4,720.00 | \$277.14 | \$831.42 | 17.61 |
| 01 1190 222 000 1190 002 | Social Security - Instructional Aides | \$0.00 | \$122.28 | \$370.91 | 0.00 |
| 01 1190 223 000 1190 002 | Social Security - Preschool Subs | \$0.00 | \$11.48 | \$42.08 | 0.00 |
| 01 1190 231 000 1190 002 | EC RETIREMENT | \$4,537.00 | \$277.18 | \$831.54 | 18.33 |
| 01 1190 232 000 1190 002 | Retirement - Instructional Aides | \$0.00 | \$115.17 | \$255.70 | 0.00 |
| 01 1190 237 000 1190 002 | EC RETIREMENT 1% | \$2,700.00 | \$134.73 | \$373.35 | 13.83 |
| 01 1190 281 000 1190 002 | EARLY CHILDHOOD - HSA Deduction | \$100.00 | \$0.00 | \$0.00 | 0.00 |
| 01 1190 350 000 0000 002 | Technical Services Early Childhood | \$0.00 | \$0.00 | \$0.00 | 0.00 |
| 01 1190 580 000 1190 002 | Travel Trans, Meals, Hotel Early Child | \$250.00 | \$0.00 | \$0.00 | 0.00 |
| 01 1190 610 000 1190 002 | Supplies Early Childhood Programs | \$2,200.00 | \$352.08 | \$965.36 | 43.88 |
| 01 1190 643 000 1190 002 | Web/Cloud Based Software Early Childhood | \$500.00 | \$0.00 | \$0.00 | 0.00 |
| 1190 | Early Childhood Programs | \$104,694.00 | \$9,027.08 | \$26,417.98 | 25.23 |
| 01 1200 111 000 0000 000 | Reg Emp - Teach/Prof - SPED | \$0.00 | \$6,098.75 | \$18,296.25 | 0.00 |
| 01 1200 111 000 0000 001 | Reg Emp - Teach/Prof - SPED | \$355,294.00 | \$19,638.23 | \$58,925.45 | 16.58 |
| 01 1200 111 000 0000 002 | Reg Emp - Teach/Prof - SPED | \$317,087.00 | \$23,284.53 | \$63,149.49 | 19.92 |
| 01 1200 111 000 1235 000 | Reg Emp - Teach/Prof - SPED - CTL | \$0.00 | \$0.00 | \$0.00 | 0.00 |
| 01 1200 111 000 1235 001 | Reg Emp - Teach/Prof - SPED - CTL | \$24,940.00 | \$2,078.33 | \$6,234.99 | 25.00 |
| 01 1200 111 000 1235 002 | Reg Emp - Teach/Prof - SPED - CTL | \$24,940.00 | \$2,078.34 | \$6,235.02 | 25.00 |
| 01 1200 112 000 0000 000 | Reg Emp - Instr Aides - SPED | \$0.00 | \$0.00 | \$0.00 | 0.00 |
| 01 1200 112 000 0000 001 | Reg Emp - Instr Aides - SPED | \$76,058.00 | \$5,441.74 | \$17,118.41 | 22.51 |
| 01 1200 112 000 0000 002 | Reg Emp - Instr Aides - SPED | \$190,000.00 | \$19,801.62 | \$62,845.96 | 33.08 |
| 01 1200 112 000 1235 001 | Reg Emp - Instr Aides - SPED - CTL | \$40,827.00 | \$7,849.46 | \$24,469.86 | 59.94 |

EXPENDITURE REPORT

November, 2018

| Account Number | Account Description | Revised Budget | Expended During Month | Expenditures to Date | % of Budget |
|--------------------------|---|----------------|-----------------------|----------------------|-------------|
| 01 1200 112 000 1235 002 | Reg Emp - Instr Aides - SPED - CTL | \$7,852.00 | \$0.00 | \$33.93 | 0.43 |
| 01 1200 122 000 0000 001 | Temp Emp - Instr Aide - SPED | \$2,847.00 | \$694.51 | \$1,826.41 | 64.15 |
| 01 1200 122 000 0000 002 | Temp Emp - Instr Aide - SPED | \$10,350.00 | \$916.30 | \$2,423.61 | 23.42 |
| 01 1200 122 000 1235 001 | Temp Emp - Instr Aide - SPED - CTL | \$500.00 | \$2,444.71 | \$5,832.61 | 1,166.52 |
| 01 1200 122 000 1235 002 | Temp Emp - Instr Aide - SPED - CTL | \$2,500.00 | \$0.00 | \$0.00 | 0.00 |
| 01 1200 123 000 0000 001 | Temp Emp - Teach/Prof - Sub - SPED | \$4,000.00 | \$385.00 | \$485.00 | 12.13 |
| 01 1200 123 000 0000 002 | Temp Emp - Teach/Prof - Sub - SPED | \$4,000.00 | \$648.50 | \$1,236.00 | 30.90 |
| 01 1200 123 000 1235 000 | Temp Emp - Teach/Prof - Sub - SPED CTL | \$0.00 | \$0.00 | \$0.00 | 0.00 |
| 01 1200 123 000 1235 001 | Temp Emp - Teach/Prof - Sub - SPED CTL | \$1,000.00 | \$0.00 | \$325.00 | 32.50 |
| 01 1200 123 000 1235 002 | Temp Emp - Teach/Prof - Sub - SPED CTL | \$1,000.00 | \$0.00 | \$325.00 | 32.50 |
| 01 1200 132 000 0000 000 | SPED Instructional Aides - OT | \$0.00 | \$0.00 | \$0.00 | 0.00 |
| 01 1200 132 000 0000 001 | SPED Instructional Aides - OT | \$0.00 | \$4.73 | \$40.96 | 0.00 |
| 01 1200 132 000 0000 002 | SPED Instructional Aides - OT | \$0.00 | \$184.31 | \$465.80 | 0.00 |
| 01 1200 132 000 1235 001 | SPED Instructional Aides - OT | \$0.00 | \$7.80 | \$66.78 | 0.00 |
| 01 1200 150 000 0000 001 | TRANSLATOR SALARIES-S | \$600.00 | \$0.00 | \$0.00 | 0.00 |
| 01 1200 150 000 0000 002 | TRANSLATOR SALARIES-E | \$600.00 | \$0.00 | \$0.00 | 0.00 |
| 01 1200 151 000 0000 001 | SPED Instructional - Add'l Salary | \$0.00 | \$37.50 | \$62.50 | 0.00 |
| 01 1200 151 000 0000 002 | SPED Instructional - Add'l Salary | \$0.00 | \$0.00 | \$0.00 | 0.00 |
| 01 1200 159 000 0000 001 | SPED TEACHERS STIPENDS-S | \$0.00 | \$0.00 | \$0.00 | 0.00 |
| 01 1200 159 000 0000 002 | SPED TEACHERS STIPENDS-E | \$0.00 | \$0.00 | \$0.00 | 0.00 |
| 01 1200 159 000 1235 001 | TEACH/LRNG PRG-STIPENDS-S | \$0.00 | \$0.00 | \$0.00 | 0.00 |
| 01 1200 159 000 1235 002 | TEACH/LRNG PRG-STIPENDS-E | \$0.00 | \$0.00 | \$0.00 | 0.00 |
| 01 1200 211 000 0000 000 | Group Ins - Teach/Prof SPED | \$0.00 | \$1,602.27 | \$4,806.81 | 0.00 |
| 01 1200 211 000 0000 001 | SPED HEALTH INSURANCE-S | \$117,830.00 | \$4,483.14 | \$13,449.44 | 11.41 |
| 01 1200 211 000 0000 002 | SPED HEALTH INSURANCE-E | \$184,219.00 | \$7,108.66 | \$18,409.84 | 9.99 |
| 01 1200 211 000 1235 001 | TEACH/LRNG PRG-HEALTH INS-S | \$29,848.00 | \$801.13 | \$2,403.39 | 8.05 |
| 01 1200 211 000 1235 002 | TEACH/LRNG PRG-HEALTH INS-E | \$12,940.00 | \$801.14 | \$2,403.42 | 18.57 |
| 01 1200 212 000 0000 001 | Group Insurance - Instructional Aides | \$0.00 | \$1,306.15 | \$4,077.15 | 0.00 |
| 01 1200 212 000 0000 002 | Group Insurance - Instructional Aides | \$0.00 | \$4,647.60 | \$13,980.29 | 0.00 |
| 01 1200 212 000 1235 001 | Group Insurance - Instructional Aides | \$0.00 | \$2,606.04 | \$8,373.99 | 0.00 |
| 01 1200 221 000 0000 000 | Social Security - SPED | \$0.00 | \$417.95 | \$1,253.85 | 0.00 |
| 01 1200 221 000 0000 001 | SPED SOC. SEC.-S | \$36,766.00 | \$1,465.77 | \$4,394.30 | 11.95 |
| 01 1200 221 000 0000 002 | SPED SOC.SEC.-E | \$35,969.00 | \$1,694.08 | \$4,659.89 | 12.96 |
| 01 1200 221 000 1235 001 | TEACH/LRNG PRG-SOC SEC-S | \$5,031.00 | \$152.03 | \$456.09 | 9.07 |
| 01 1200 221 000 1235 002 | TEACH/LRNG PRG-SOC SEC-E | \$2,508.00 | \$152.04 | \$456.12 | 18.19 |
| 01 1200 222 000 0000 001 | Social Security - Instructional Aides | \$0.00 | \$451.05 | \$1,392.11 | 0.00 |

EXPENDITURE REPORT

November, 2018

| Account Number | Account Description | Revised Budget | Expended During Month | Expenditures to Date | % of Budget |
|--------------------------|---------------------------------------|----------------|-----------------------|----------------------|-------------|
| 01 1200 222 000 0000 002 | Social Security - Instructional Aides | \$0.00 | \$1,436.49 | \$4,532.45 | 0.00 |
| 01 1200 222 000 1235 001 | Social Security - Instructional Aides | \$0.00 | \$718.01 | \$2,095.22 | 0.00 |
| 01 1200 222 000 1235 002 | Social Security - Instructional Aides | \$0.00 | \$0.00 | \$2.59 | 0.00 |
| 01 1200 223 000 0000 001 | Social Security - SPED - Subs | \$0.00 | \$29.47 | \$37.11 | 0.00 |
| 01 1200 223 000 0000 002 | Social Security - SPED - Subs | \$0.00 | \$49.61 | \$94.51 | 0.00 |
| 01 1200 223 000 1235 001 | Social Security - SPED - Subs | \$0.00 | \$0.00 | \$24.84 | 0.00 |
| 01 1200 223 000 1235 002 | Social Security - SPED - Subs | \$0.00 | \$0.00 | \$24.87 | 0.00 |
| 01 1200 231 000 0000 000 | Retirement - SPED | \$0.00 | \$448.43 | \$1,345.29 | 0.00 |
| 01 1200 231 000 0000 001 | SPED RETIREMENT-S | \$30,902.00 | \$1,446.71 | \$4,337.26 | 14.04 |
| 01 1200 231 000 0000 002 | SPED RETIREMENT-E | \$37,261.00 | \$1,712.07 | \$4,643.28 | 12.46 |
| 01 1200 231 000 1235 001 | TEACH/LRNG PRG-RETIREMENT-S | \$4,835.00 | \$152.82 | \$458.46 | 9.48 |
| 01 1200 231 000 1235 002 | TEACH/LRNG PRG-RETIREMENT-E | \$2,411.00 | \$152.82 | \$458.46 | 19.02 |
| 01 1200 232 000 0000 001 | Retirement - Instructional Aides | \$0.00 | \$400.49 | \$1,261.71 | 0.00 |
| 01 1200 232 000 0000 002 | Retirement - Instructional Aides | \$0.00 | \$1,439.61 | \$4,579.68 | 0.00 |
| 01 1200 232 000 1235 001 | Retirement - Instructional Aides | \$0.00 | \$577.71 | \$1,804.15 | 0.00 |
| 01 1200 232 000 1235 002 | Retirement - Instructional Aides | \$0.00 | \$0.00 | \$2.49 | 0.00 |
| 01 1200 237 000 0000 000 | Increased Retirement - SPED | \$0.00 | \$154.00 | \$462.00 | 0.00 |
| 01 1200 237 000 0000 001 | SPED RETIREMENT-S | \$10,576.00 | \$634.35 | \$1,922.73 | 18.18 |
| 01 1200 237 000 0000 002 | SPED RETIREMENT-E | \$7,995.00 | \$1,082.27 | \$3,167.16 | 39.61 |
| 01 1200 237 000 1235 001 | TEACH/LRNG PRG-RETIRE 1%-S | \$1,660.00 | \$250.86 | \$776.98 | 46.81 |
| 01 1200 237 000 1235 002 | TEACH/LRNG PRG-RETIRE 1%-E | \$828.00 | \$52.48 | \$158.30 | 19.12 |
| 01 1200 281 000 0000 001 | SPED - HSA Deduction | \$2,000.00 | \$199.59 | \$598.77 | 29.94 |
| 01 1200 281 000 0000 002 | SPED - HSA Deduction | \$3,000.00 | \$199.59 | \$598.77 | 19.96 |
| 01 1200 281 000 1235 001 | TEACH/LRNG PRG - HSA Deduction | \$750.00 | \$0.00 | \$0.00 | 0.00 |
| 01 1200 281 000 1235 002 | TEACH/LRNG PRG - HSA Deduction | \$500.00 | \$0.00 | \$0.00 | 0.00 |
| 01 1200 282 000 0000 001 | Health Benefits (HSA) - Inst Aides | \$0.00 | \$14.90 | \$44.70 | 0.00 |
| 01 1200 282 000 0000 002 | Health Benefits (HSA) - Inst Aides | \$0.00 | \$42.47 | \$127.40 | 0.00 |
| 01 1200 282 000 1235 001 | Health Benefits (HSA) - Inst Aides | \$0.00 | \$59.60 | \$178.80 | 0.00 |
| 01 1200 330 000 0000 000 | Employee Training SPED | \$0.00 | \$240.00 | \$450.00 | 0.00 |
| 01 1200 333 000 0000 000 | Mileage Paid to Staff SPED SA | \$0.00 | \$810.96 | \$1,121.61 | 0.00 |
| 01 1200 340 000 0000 001 | SPED Instructional Programs | \$0.00 | \$0.00 | \$0.00 | 0.00 |
| 01 1200 340 000 0000 002 | SPED Instructional Programs | \$0.00 | \$0.00 | \$0.00 | 0.00 |
| 01 1200 340 000 1210 001 | SPED Instructional Programs-Level I | \$30,500.00 | \$0.00 | \$0.00 | 0.00 |
| 01 1200 340 000 1210 002 | SPED Instructional Programs-Level I | \$75,500.00 | \$0.00 | \$0.00 | 0.00 |
| 01 1200 350 000 0000 001 | Technical Services - SPED | \$0.00 | \$0.00 | \$0.00 | 0.00 |
| 01 1200 350 000 0000 002 | Technical Services - SPED | \$0.00 | \$0.00 | \$0.00 | 0.00 |

| Account Number | Account Description | Revised Budget | Expended During Month | Expenditures to Date | % of Budget |
|--------------------------|---|-----------------------|-----------------------|----------------------|--------------|
| 01 1200 350 000 1235 002 | Technical Services - SPED CTL | \$3,000.00 | \$0.00 | \$0.00 | 0.00 |
| 01 1200 352 000 0000 001 | Other Prof Services - SPED | \$1,600.00 | \$0.00 | \$279.92 | 17.50 |
| 01 1200 352 000 0000 002 | Other Prof Services - SPED | \$0.00 | \$0.00 | \$0.00 | 0.00 |
| 01 1200 382 000 1235 001 | Dist Ed & Telecommunications SPED CTL | \$400.00 | \$0.00 | \$0.00 | 0.00 |
| 01 1200 382 000 1235 002 | Dist Ed & Telecommunications SPED CTL | \$400.00 | \$0.00 | \$0.00 | 0.00 |
| 01 1200 531 000 0000 001 | Postage - SPED | \$200.00 | \$8.80 | \$45.34 | 22.67 |
| 01 1200 531 000 0000 002 | Postage - SPED | \$100.00 | \$5.65 | \$7.74 | 7.74 |
| 01 1200 580 000 0000 000 | Travel Trans, Meals, Hotel SPED SA | \$0.00 | \$543.99 | \$543.99 | 0.00 |
| 01 1200 580 000 0000 001 | Travel Trans, Meals, Hotel SPED SA | \$3,000.00 | \$0.00 | \$0.00 | 4.20 |
| 01 1200 580 000 0000 002 | Travel Trans, Meals, Hotel SPED SA | \$6,500.00 | \$30.07 | \$95.21 | 13.02 |
| 01 1200 580 000 1235 000 | Travel Trans, Meals, Hotel SPED CTL | \$600.00 | \$0.00 | \$0.00 | 0.00 |
| 01 1200 580 000 1235 001 | Travel Trans, Meals, Hotel SPED CTL | \$0.00 | \$0.00 | \$0.00 | 0.00 |
| 01 1200 580 000 1235 002 | Travel Trans, Meals, Hotel SPED CTL | \$0.00 | \$0.00 | \$0.00 | 0.00 |
| 01 1200 591 000 0000 001 | Services Purchased from ESU | \$0.00 | \$999.78 | \$999.78 | 0.00 |
| 01 1200 591 000 0000 002 | Services Purchased from ESU | \$0.00 | \$750.00 | \$750.00 | 0.00 |
| 01 1200 610 000 0000 001 | Supplies SPED SA | \$4,500.00 | \$0.00 | \$153.83 | 3.42 |
| 01 1200 610 000 0000 002 | Supplies SPED SA | \$3,500.00 | \$245.36 | \$2,020.20 | 94.52 |
| 01 1200 610 000 1235 001 | Supplies SPED CTL | \$2,750.00 | \$218.98 | \$575.08 | 20.91 |
| 01 1200 610 000 1235 002 | Supplies SPED CTL | \$2,250.00 | \$0.00 | \$0.00 | 0.00 |
| 01 1200 640 000 0000 001 | Books & Periodicals SPED SA | \$250.00 | \$0.00 | \$104.39 | 41.76 |
| 01 1200 640 000 0000 002 | Books & Periodicals SPED SA | \$1,000.00 | \$0.00 | \$0.00 | 0.00 |
| 01 1200 640 000 1195 002 | Books & Periodicals SPED SM | \$0.00 | \$0.00 | \$46.50 | 0.00 |
| 01 1200 641 000 0000 001 | E-Books SPED SA | \$0.00 | \$0.00 | \$0.00 | 0.00 |
| 01 1200 643 000 0000 001 | Web/Cloud Based Software SPED SA | \$50.00 | \$0.00 | \$0.00 | 0.00 |
| 01 1200 643 000 0000 002 | Web/Cloud Based Software SPED SA | \$750.00 | \$0.00 | \$199.00 | 26.53 |
| 01 1200 650 000 0000 001 | Supplies Technology Related SPED SA | \$1,500.00 | \$0.00 | \$0.00 | 0.00 |
| 01 1200 650 000 0000 002 | Supplies Technology Related SPED SA | \$2,000.00 | \$0.00 | \$0.00 | 0.00 |
| 01 1200 650 000 1235 001 | Supplies Technology Related SPED CTL | \$200.00 | \$0.00 | \$0.00 | 0.00 |
| 01 1200 650 000 1235 002 | Supplies Technology Related SPED CTL | \$200.00 | \$0.00 | \$0.00 | 0.00 |
| 01 1200 810 000 0000 000 | Dues and Fees SPED SA | \$0.00 | \$0.00 | \$0.00 | 0.00 |
| 01 1200 810 000 0000 001 | Dues & Fees SPED SA | \$250.00 | \$0.00 | \$0.00 | 10.00 |
| 01 1200 810 000 0000 002 | Dues & Fees SPED SA | \$250.00 | \$0.00 | \$0.00 | 20.00 |
| 01 1200 890 000 0000 001 | Misc Exp SPED SA | \$0.00 | \$0.00 | \$0.00 | 0.00 |
| 01 1200 890 000 0000 002 | Misc Exp SPED SA | \$0.00 | \$0.00 | \$0.00 | 0.00 |
| 1200 | SPED Instructional Programs School Age | \$1,733,474.00 | \$134,391.35 | \$392,046.29 | 22.75 |
| 01 1291 111 005 0000 002 | Reg Emp - Teach/Prof - SPED - 3-5 | \$0.00 | \$0.00 | \$0.00 | 0.00 |

EXPENDITURE REPORT

November, 2018

| Account Number | Account Description | Revised Budget | Expended During Month | Expenditures to Date | % of Budget |
|--------------------------|--|-------------------|-----------------------|----------------------|-------------|
| 01 1291 112 005 0000 002 | Reg Emp - Instr Aides - SPED - 3-5 | \$0.00 | \$0.00 | \$0.00 | 0.00 |
| 01 1291 211 005 0000 002 | Group Ins SPED 3-5 | \$0.00 | \$0.00 | \$0.00 | 0.00 |
| 01 1291 221 005 0000 002 | EC SPECIAL ED SOCIAL SECURITY 3-5 | \$0.00 | \$0.00 | \$0.00 | 0.00 |
| 01 1291 231 000 0000 002 | EC SPECIAL ED RETIREMENT | \$0.00 | \$0.00 | \$0.00 | 0.00 |
| 01 1291 231 005 0000 002 | EC SPECIAL ED RETIREMENT 3-5 | \$0.00 | \$0.00 | \$0.00 | 0.00 |
| 01 1291 237 005 0000 002 | EC SPECIAL ED RETIREMENT 1% 3-5 | \$0.00 | \$0.00 | \$0.00 | 0.00 |
| 01 1291 352 005 0000 002 | Other Prof Services SPED (3-5) | \$0.00 | \$0.00 | \$0.00 | 0.00 |
| 01 1291 580 005 0000 002 | Travel Trans, Meals, Hotel SPED 3-5 | \$0.00 | \$0.00 | \$0.00 | 0.00 |
| 01 1291 890 005 0000 002 | Misc Exp SPED 3-5 | \$0.00 | \$0.00 | \$0.00 | 0.00 |
| 1291 | SPED Instructional Programs 3-5 | \$0.00 | \$0.00 | \$0.00 | 0.00 |
| 01 1292 111 002 0000 002 | Reg Emp - Teach/Prof - SPED - B-2 | \$0.00 | \$0.00 | \$0.00 | 0.00 |
| 01 1292 211 002 0000 002 | EC HEALTH INSURANCE B-2 | \$0.00 | \$0.00 | \$0.00 | 0.00 |
| 01 1292 221 002 0000 002 | EC SPECIAL ED SOCIAL SECURITY B-2 | \$0.00 | \$0.00 | \$0.00 | 0.00 |
| 01 1292 231 002 0000 002 | EC SPECIAL ED RETIREMENT B-2 | \$0.00 | \$0.00 | \$0.00 | 0.00 |
| 01 1292 237 002 0000 002 | EC SPECIAL ED RETIREMENT 1% B-2 | \$0.00 | \$0.00 | \$0.00 | 0.00 |
| 01 1292 580 002 0000 002 | Travel Trans, Meals, Hotel SPED B-2 | \$0.00 | \$0.00 | \$0.00 | 0.00 |
| 1292 | SPED Instructional Programs 0-2 | \$0.00 | \$0.00 | \$0.00 | 0.00 |
| 01 1300 151 000 0000 001 | SUMMER SCHOOL STIPENDS | \$0.00 | \$0.00 | \$136.50 | 0.00 |
| 01 1300 151 000 0000 002 | SUMMER SCHOOL STIPENDS | \$0.00 | \$0.00 | \$74.97 | 0.00 |
| 01 1300 159 000 0000 001 | SUMMER SCHOOL STIPENDS | \$3,500.00 | \$0.00 | \$0.00 | 0.00 |
| 01 1300 221 000 0000 001 | SUMMER SCHOOL SOC SEC | \$225.00 | \$0.00 | \$10.44 | 4.64 |
| 01 1300 221 000 0000 002 | Social Security - Summer School | \$0.00 | \$0.00 | \$5.74 | 0.00 |
| 01 1300 231 000 0000 001 | SUMMER SCHOOL RETIRE | \$225.00 | \$0.00 | \$10.04 | 4.46 |
| 01 1300 231 000 0000 002 | Retirement - Summer School | \$0.00 | \$0.00 | \$5.51 | 0.00 |
| 01 1300 237 000 0000 001 | SUMMER SCHOOL RETIRE 1% | \$175.00 | \$0.00 | \$3.44 | 1.97 |
| 01 1300 237 000 0000 002 | Increased Retirement - Summer School | \$0.00 | \$0.00 | \$1.89 | 0.00 |
| 1300 | Summer School | \$4,125.00 | \$0.00 | \$248.53 | 6.02 |
| 01 2120 110 000 0000 001 | Reg Emp - Non-Instr - Guidance | \$13,121.00 | \$1,195.99 | \$3,700.44 | 28.20 |
| 01 2120 111 000 0000 001 | Reg Emp - Teach/Prof - Guidance | \$71,340.00 | \$5,769.17 | \$17,307.51 | 24.26 |
| 01 2120 111 000 0000 002 | Reg Emp - Teach/Prof - Guidance | \$35,783.00 | \$2,916.84 | \$8,750.52 | 24.45 |
| 01 2120 123 000 0000 001 | Temp Emp - Teach/Prof - Sub - Guidance | \$400.00 | \$0.00 | \$0.00 | 0.00 |
| 01 2120 123 000 0000 002 | Temp Emp - Teach/Prof - Sub - Guidance | \$400.00 | \$50.00 | \$50.00 | 12.50 |
| 01 2120 130 000 0000 001 | Non-Instructional Salaries - Guidance | \$0.00 | \$223.21 | \$693.97 | 0.00 |
| 01 2120 151 000 0000 001 | GUIDANCE SUB.-S | \$0.00 | \$37.50 | \$37.50 | 0.00 |
| 01 2120 159 000 0000 001 | GUIDANCE STIPENDS-S | \$0.00 | \$0.00 | \$0.00 | 0.00 |
| 01 2120 159 000 0000 002 | GUIDANCE STIPENDS-E | \$0.00 | \$0.00 | \$0.00 | 0.00 |

EXPENDITURE REPORT

November, 2018

| Account Number | Account Description | Revised Budget | Expended During Month | Expenditures to Date | % of Budget |
|--------------------------|--|---------------------|-----------------------|----------------------|--------------|
| 01 2120 210 000 0000 001 | Group Insurance - Non Instructional | \$0.00 | \$40.43 | \$121.29 | 0.00 |
| 01 2120 211 000 0000 001 | GUID. HEALTH INS.-S | \$10,411.00 | \$727.42 | \$2,182.26 | 20.96 |
| 01 2120 211 000 0000 002 | GUID. HEALTH INS.-E | \$11,237.00 | \$801.14 | \$2,403.42 | 21.39 |
| 01 2120 220 000 0000 001 | Social Security - Non-Instructional | \$0.00 | \$108.56 | \$336.15 | 0.00 |
| 01 2120 221 000 0000 001 | GUIDANCE SOC. SEC.-S | \$6,461.00 | \$437.56 | \$1,306.94 | 20.23 |
| 01 2120 221 000 0000 002 | GUIDANCE SOC. SEC.-E | \$2,750.00 | \$217.66 | \$652.98 | 23.74 |
| 01 2120 223 000 0000 002 | Reg Emp - Temp Emp - Guidance | \$0.00 | \$3.83 | \$3.83 | 0.00 |
| 01 2120 230 000 0000 001 | Retirement - Non-Instructional | \$0.00 | \$104.35 | \$323.10 | 0.00 |
| 01 2120 231 000 0000 001 | GUIDANCE RETIREMENT-S | \$6,210.00 | \$426.95 | \$1,275.35 | 20.54 |
| 01 2120 231 000 0000 002 | GUIDANCE RETIREMENT-E | \$2,643.00 | \$214.47 | \$643.41 | 24.34 |
| 01 2120 237 000 0000 001 | GUIDANCE RETIREMENT-S | \$2,132.00 | \$182.45 | \$548.95 | 25.75 |
| 01 2120 237 000 0000 002 | GUIDANCE RETIREMENT-E | \$907.00 | \$73.65 | \$220.95 | 24.36 |
| 01 2120 281 000 0000 001 | GUIDANCE - HSA Deduction | \$0.00 | \$99.79 | \$299.37 | 0.00 |
| 01 2120 350 000 0000 001 | Technical Services - Guidance | \$0.00 | \$0.00 | \$0.00 | 0.00 |
| 01 2120 352 000 0000 001 | Other Prof Services - Guidance | \$1,250.00 | \$0.00 | \$4,224.00 | 337.92 |
| 01 2120 352 000 0000 002 | Other Prof Services - Guidance | \$5,500.00 | \$0.00 | \$0.00 | 0.00 |
| 01 2120 580 000 0000 001 | Travel Trans, Meals, Hotel Guidance | \$2,500.00 | \$0.00 | \$0.00 | 0.00 |
| 01 2120 580 000 0000 002 | Travel Trans, Meals, Hotel Guidance | \$600.00 | \$0.00 | \$0.00 | 0.00 |
| 01 2120 610 000 0000 001 | Supplies Guidance | \$500.00 | \$624.00 | \$624.00 | 124.80 |
| 01 2120 610 000 0000 002 | Supplies Guidance | \$500.00 | \$0.00 | \$0.00 | 0.00 |
| 01 2120 643 000 0000 001 | Web/Cloud Based Software Guidance | \$5,550.00 | \$0.00 | \$0.00 | 0.00 |
| 01 2120 643 000 0000 002 | Web/Cloud Based Software Guidance | \$5,550.00 | \$0.00 | \$0.00 | 0.00 |
| 2120 | Guidance Services | \$185,745.00 | \$14,254.97 | \$45,705.94 | 24.61 |
| 01 2130 123 000 0000 001 | Temp Emp - Teach/Prof - Sub - Health Ser | \$0.00 | \$0.00 | \$0.00 | 0.00 |
| 01 2130 123 000 0000 002 | Temp Emp - Teach/Prof - Sub - Health Ser | \$0.00 | \$0.00 | \$0.00 | 0.00 |
| 01 2130 221 000 0000 001 | NURSE SOC. SEC.-S | \$0.00 | \$0.00 | \$0.00 | 0.00 |
| 01 2130 221 000 0000 002 | NURSE SOC. SEC.-E | \$0.00 | \$0.00 | \$0.00 | 0.00 |
| 01 2130 340 000 0000 000 | Other Professional Serv Health | \$0.00 | \$0.00 | \$56,700.00 | 0.00 |
| 01 2130 340 000 0000 001 | Other Prof Services - Health | \$0.00 | \$0.00 | \$0.00 | 0.00 |
| 01 2130 340 000 0000 002 | Other Prof Services - Health | \$0.00 | \$0.00 | \$0.00 | 0.00 |
| 01 2130 350 000 0000 001 | Technical Services - Health Serv | \$0.00 | \$0.00 | \$0.00 | 0.00 |
| 01 2130 350 000 0000 002 | Technical Services - Health Serv | \$0.00 | \$0.00 | \$0.00 | 0.00 |
| 01 2130 580 000 0000 001 | Travel Trans, Meals, Hotel Health Serv | \$0.00 | \$0.00 | \$0.00 | 0.00 |
| 01 2130 591 000 0000 000 | Services Purchased from ESU Health | \$56,000.00 | \$0.00 | \$0.00 | 0.00 |
| 01 2130 610 000 0000 000 | Supplies Health Services | \$0.00 | \$0.00 | \$0.00 | 0.00 |
| 01 2130 610 000 0000 001 | Supplies Health Services | \$800.00 | \$7.00 | \$7.00 | 10.24 |

EXPENDITURE REPORT

November, 2018

| Account Number | Account Description | Revised Budget | Expended During Month | Expenditures to Date | % of Budget |
|--------------------------|---|--------------------|-----------------------|----------------------|---------------|
| 01 2130 610 000 0000 002 | Supplies Health Services | \$800.00 | \$74.95 | \$74.95 | 9.37 |
| 2130 | Health Services | \$57,600.00 | \$81.95 | \$56,781.95 | 99.07 |
| 01 2140 111 000 0000 000 | Reg Emp - Teach/Prof - Psych Services | \$3,248.00 | \$1,691.67 | \$5,075.01 | 156.25 |
| 01 2140 111 000 0000 001 | Reg Emp - Teach/Prof - Psych Services | \$0.00 | \$0.00 | \$0.00 | 0.00 |
| 01 2140 111 000 0000 002 | Reg Emp - Teach/Prof - Psych Services | \$0.00 | \$0.00 | \$0.00 | 0.00 |
| 01 2140 211 000 0000 000 | Group Insurance -Psychological Services | \$768.00 | \$350.67 | \$1,052.01 | 136.98 |
| 01 2140 211 000 0000 001 | PSYCHOLOGICAL HEALTH INS-S | \$0.00 | \$0.00 | \$0.00 | 0.00 |
| 01 2140 211 000 0000 002 | PSYCHOLOGICAL HEALTH INS-E | \$0.00 | \$0.00 | \$0.00 | 0.00 |
| 01 2140 221 000 0000 000 | Social Security -Psychological Services | \$248.00 | \$122.36 | \$367.08 | 148.02 |
| 01 2140 221 000 0000 001 | PSYCHOLOGICAL SOC SEC-S | \$0.00 | \$0.00 | \$0.00 | 0.00 |
| 01 2140 221 000 0000 002 | PSYCHOLOGICAL SOC SEC-E | \$0.00 | \$0.00 | \$0.00 | 0.00 |
| 01 2140 231 000 0000 000 | Retirement -Psychological Services | \$238.00 | \$124.38 | \$373.14 | 156.78 |
| 01 2140 231 000 0000 001 | PSYCHOLOGICAL RETIREMENT-S | \$0.00 | \$0.00 | \$0.00 | 0.00 |
| 01 2140 231 000 0000 002 | PSYCHOLOGICAL RETIREMENT-E | \$0.00 | \$0.00 | \$0.00 | 0.00 |
| 01 2140 237 000 0000 000 | Inc Retirement -Psychological Services | \$82.00 | \$42.71 | \$128.13 | 156.26 |
| 01 2140 237 000 0000 001 | PSYCHOLOGICAL RETIREMENT 1% -S | \$0.00 | \$0.00 | \$0.00 | 0.00 |
| 01 2140 237 000 0000 002 | PSYCHOLOGICAL RETIREMENT 1% -E | \$0.00 | \$0.00 | \$0.00 | 0.00 |
| 01 2140 281 000 0000 000 | HSA -Psychological Services | \$100.00 | \$49.90 | \$149.70 | 149.70 |
| 01 2140 281 000 0000 001 | PSYCH - HSA Deduction | \$0.00 | \$0.00 | \$0.00 | 0.00 |
| 01 2140 281 000 0000 002 | PSYCH - HSA Deduction | \$0.00 | \$0.00 | \$0.00 | 0.00 |
| 01 2140 580 000 0000 000 | Travel Trans, Meals, Hotel Psych Serv | \$1,000.00 | \$0.00 | \$0.00 | 0.00 |
| 01 2140 580 000 0000 001 | Travel Trans, Meals, Hotel Psych Serv | \$0.00 | \$0.00 | \$0.00 | 0.00 |
| 01 2140 580 000 0000 002 | Travel Trans, Meals, Hotel Psych Serv | \$0.00 | \$0.00 | \$0.00 | 0.00 |
| 01 2140 610 000 0000 000 | Supplies Psychological Services | \$800.00 | \$0.00 | \$0.00 | 0.00 |
| 01 2140 610 000 0000 001 | Supplies Psychological Services | \$0.00 | \$0.00 | \$0.00 | 0.00 |
| 01 2140 610 000 0000 002 | Supplies Psychological Services | \$0.00 | \$0.00 | \$0.00 | 0.00 |
| 2140 | Psychological Services | \$6,484.00 | \$2,381.69 | \$7,145.07 | 110.20 |
| 01 2141 111 000 0000 000 | Reg Emp - Teach/Prof - Psych Serv - SA | \$0.00 | \$4,736.66 | \$14,209.98 | 0.00 |
| 01 2141 211 000 0000 000 | Group Ins -Psychological SPED SA | \$0.00 | \$981.88 | \$2,945.64 | 0.00 |
| 01 2141 221 000 0000 000 | Soc Security -Psychological SPED SA | \$0.00 | \$342.59 | \$1,027.77 | 0.00 |
| 01 2141 231 000 0000 000 | Retirement -Psychological SPED SA | \$0.00 | \$348.28 | \$1,044.84 | 0.00 |
| 01 2141 237 000 0000 000 | Inc Retirement -Psychological SPED SA | \$0.00 | \$119.60 | \$358.80 | 0.00 |
| 01 2141 281 000 0000 000 | HSA -Psychological SPED SA | \$0.00 | \$139.71 | \$419.13 | 0.00 |
| 2141 | Psychological Services - SPED SA | \$0.00 | \$6,668.72 | \$20,006.16 | 0.00 |
| 01 2142 111 005 0000 002 | Reg Emp - Teach/Prof - Psych Serv - 3-5 | \$0.00 | \$270.67 | \$812.01 | 0.00 |

EXPENDITURE REPORT

November, 2018

| Account Number | Account Description | Revised Budget | Expended During Month | Expenditures to Date | % of Budget |
|--------------------------|--|----------------|-----------------------|----------------------|-------------|
| 01 2142 211 005 0000 002 | Group Ins -Psychological SPED 3-5 | \$0.00 | \$56.11 | \$168.33 | 0.00 |
| 01 2142 221 005 0000 002 | Soc Sec -Psychological SPED 3-5 | \$0.00 | \$19.57 | \$58.71 | 0.00 |
| 01 2142 231 005 0000 002 | Retirement -Psychological SPED 3-5 | \$0.00 | \$19.90 | \$59.70 | 0.00 |
| 01 2142 237 005 0000 002 | Inc Retirement -Psychological SPED 3-5 | \$0.00 | \$6.83 | \$20.49 | 0.00 |
| 01 2142 281 005 0000 002 | HSA -Psychological SPED 3-5 | \$0.00 | \$7.98 | \$23.94 | 0.00 |
| 2142 | Psychological Services - SPED Age 3-5 | \$0.00 | \$381.06 | \$1,143.18 | 0.00 |
| 01 2143 111 002 0000 002 | Reg Emp - Teach/Prof - Psych Serv - B-2 | \$0.00 | \$67.67 | \$203.01 | 0.00 |
| 01 2143 211 002 0000 002 | Group Ins -Psychological SPED B-2 | \$0.00 | \$14.02 | \$42.06 | 0.00 |
| 01 2143 221 002 0000 002 | Soc Sec - Psychological SPED B-2 | \$0.00 | \$4.90 | \$14.70 | 0.00 |
| 01 2143 231 002 0000 002 | Retirement -Psychological SPED B-2 | \$0.00 | \$4.98 | \$14.94 | 0.00 |
| 01 2143 237 002 0000 002 | Inc Retirement -Psychological SPED B-2 | \$0.00 | \$1.71 | \$5.13 | 0.00 |
| 01 2143 281 002 0000 002 | HSA -Psychological SPED B-2 | \$0.00 | \$2.00 | \$6.00 | 0.00 |
| 2143 | Psychological Services - SPED Age B-2 | \$0.00 | \$95.28 | \$285.84 | 0.00 |
| 01 2151 591 000 0000 001 | Services Purchased from ESU/School Dist | \$0.00 | \$2,300.00 | \$3,900.00 | 0.00 |
| 01 2151 591 000 0000 002 | Services Purchased from ESU | \$0.00 | \$2,716.26 | \$4,782.19 | 0.00 |
| 2151 | SPEECH & AUDIOLOGY SPED SA | \$0.00 | \$5,016.26 | \$8,682.19 | 0.00 |
| 01 2161 320 000 0000 001 | Professional Educational Services OT SA | \$0.00 | \$845.00 | \$1,962.00 | 0.00 |
| 01 2161 320 000 0000 002 | Professional Educational Services OT SA | \$0.00 | \$2,502.50 | \$8,422.76 | 0.00 |
| 01 2161 340 000 0000 000 | Other Professional Services | \$0.00 | \$0.00 | \$0.00 | 0.00 |
| 01 2161 340 000 0000 001 | Other Professional Services | \$0.00 | \$0.00 | \$0.00 | 0.00 |
| 01 2161 340 000 0000 002 | Other Professional Services | \$0.00 | \$0.00 | \$0.00 | 0.00 |
| 2161 | Occupational Therapy SPED SA | \$0.00 | \$3,347.50 | \$10,384.76 | 0.00 |
| 01 2162 320 005 0000 002 | Prof Ed Services OT (3-5) | \$0.00 | \$0.00 | \$0.00 | 0.00 |
| 2162 | Occupational Therapy SPED Age 3-5 | \$0.00 | \$0.00 | \$0.00 | 0.00 |
| 01 2171 320 000 0000 001 | Professional Educational Services PT SA | \$0.00 | \$365.80 | \$724.78 | 0.00 |
| 01 2171 320 000 0000 002 | Professional Educational Services PT SA | \$0.00 | \$1,026.10 | \$2,676.54 | 0.00 |
| 2171 | Physical Therapy SPED SA | \$0.00 | \$1,391.90 | \$3,401.32 | 0.00 |
| 01 2181 591 000 0000 002 | Services Purchased from ESU Vision | \$0.00 | \$1,145.00 | \$1,145.00 | 0.00 |
| 2181 | Vision Services SPED SA | \$0.00 | \$1,145.00 | \$1,145.00 | 0.00 |
| 01 2190 110 000 0000 001 | ACT. BKKPER. SAL. - S | \$6,560.00 | \$0.00 | \$0.00 | 0.00 |
| 01 2190 110 000 0000 002 | ACT. BKKPER SAL.-E | \$6,560.00 | \$0.00 | \$0.00 | 0.00 |
| 01 2190 111 000 0000 001 | ACT. DIRECTOR SALARY-S | \$89,700.00 | \$0.00 | \$0.00 | 0.00 |
| 01 2190 151 000 0000 001 | EXTRA DUTY SALARY CERTIFIED-S | \$230,198.00 | \$0.00 | \$0.00 | 0.00 |
| 01 2190 151 000 0000 002 | EXTRA DUTY SALARY CERTIFIED-E | \$9,504.00 | \$0.00 | \$0.00 | 0.00 |
| 01 2190 159 000 0000 001 | ACTIVITIES STIPENDS-S | \$0.00 | \$0.00 | \$0.00 | 0.00 |
| 01 2190 159 000 0000 002 | ACTIVITIES STIPENDS-E | \$0.00 | \$0.00 | \$0.00 | 0.00 |

EXPENDITURE REPORT

November, 2018

| Account Number | Account Description | Revised Budget | Expended During Month | Expenditures to Date | % of Budget |
|--------------------------|--|---------------------|-----------------------|----------------------|-------------|
| 01 2190 210 000 0000 001 | Group Insurance - Non Instructional | \$0.00 | \$0.00 | \$0.00 | 0.00 |
| 01 2190 210 000 0000 002 | Group Insurance - Non Instructional | \$0.00 | \$0.00 | \$0.00 | 0.00 |
| 01 2190 211 000 0000 001 | ACTIVITIES HEALTH INS.-S | \$242.00 | \$0.00 | \$0.00 | 0.00 |
| 01 2190 211 000 0000 002 | ACTIVITIES HEALTH INS.-E | \$242.00 | \$0.00 | \$0.00 | 0.00 |
| 01 2190 220 000 0000 001 | Social Security - Non-Instructional | \$0.00 | \$0.00 | \$0.00 | 0.00 |
| 01 2190 220 000 0000 002 | Social Security - Non-Instructional | \$0.00 | \$0.00 | \$0.00 | 0.00 |
| 01 2190 221 000 0000 001 | ACTIVITIES SOC. SEC.-S | \$27,112.00 | \$0.00 | \$0.00 | 0.00 |
| 01 2190 221 000 0000 002 | ACTIVITIES SOC.SEC.-E | \$922.00 | \$0.00 | \$0.00 | 0.00 |
| 01 2190 230 000 0000 001 | Retirement - Non-Instructional | \$23,571.00 | \$0.00 | \$0.00 | 0.00 |
| 01 2190 230 000 0000 002 | Retirement - Non-Instructional | \$887.00 | \$0.00 | \$0.00 | 0.00 |
| 01 2190 231 000 0000 001 | ACTIVITIES RET.-S | \$0.00 | \$0.00 | \$0.00 | 0.00 |
| 01 2190 231 000 0000 002 | ACTIVITIES RET.-E | \$0.00 | \$0.00 | \$0.00 | 0.00 |
| 01 2190 237 000 0000 001 | ACTIVITIES RET.-S | \$7,754.00 | \$0.00 | \$0.00 | 0.00 |
| 01 2190 237 000 0000 002 | ACTIVITIES RET.-E | \$304.00 | \$0.00 | \$0.00 | 0.00 |
| 01 2190 320 000 0000 001 | Professional Educational Services | \$0.00 | \$0.00 | \$0.00 | 0.00 |
| 01 2190 320 000 0000 002 | Professional Educational Services | \$0.00 | \$0.00 | \$0.00 | 0.00 |
| 01 2190 350 000 0000 001 | Technical Services - Student Other | \$750.00 | \$0.00 | \$0.00 | 0.00 |
| 01 2190 350 000 0000 002 | Technical Services - Student Other | \$0.00 | \$0.00 | \$0.00 | 0.00 |
| 01 2190 352 000 0000 001 | Other Prof Services - Student Other | \$250.00 | \$0.00 | \$0.00 | 0.00 |
| 01 2190 580 000 0000 001 | Travel Trans, Meals, Hotel Student Other | \$9,000.00 | \$0.00 | \$0.00 | 0.00 |
| 01 2190 580 000 0000 002 | Travel Trans, Meals, Hotel Student Other | \$3,500.00 | \$0.00 | \$0.00 | 0.00 |
| 01 2190 610 000 0000 001 | Supplies Support Services Student | \$13,000.00 | \$0.00 | \$0.00 | 0.00 |
| 01 2190 610 000 0000 002 | Supplies Support Services Student | \$1,300.00 | \$0.00 | \$0.00 | 0.00 |
| 01 2190 650 000 0000 001 | Supplies Tech Related Student Other | \$0.00 | \$0.00 | \$0.00 | 0.00 |
| 01 2190 810 000 0000 001 | Dues & Fees Student Support Services | \$0.00 | \$0.00 | \$0.00 | 0.00 |
| 01 2190 810 000 0000 002 | Dues and Fees Student Support Services | \$0.00 | \$0.00 | \$0.00 | 0.00 |
| 01 2190 890 000 0000 001 | Misc Exp Support Services Student Oth | \$100.00 | \$0.00 | \$0.00 | 0.00 |
| 01 2190 890 000 0000 002 | Misc Exp Support Services Student Oth | \$100.00 | \$0.00 | \$0.00 | 0.00 |
| 2190 | Support Services - Student Other | \$431,556.00 | \$0.00 | \$0.00 | 0.00 |
| 01 2210 111 000 0000 000 | Reg Emp - Teach/Prof - Improv Instr | \$0.00 | \$546.91 | \$1,640.73 | 0.00 |
| 01 2210 211 000 0000 000 | Group Insurance - Imprv of Instruction | \$0.00 | \$131.50 | \$394.50 | 0.00 |
| 01 2210 221 000 0000 000 | Soc Sec - Imprv of Instruction | \$0.00 | \$32.46 | \$97.38 | 0.00 |
| 01 2210 231 000 0000 000 | Retirement - Imprv of Instruction | \$0.00 | \$40.21 | \$120.63 | 0.00 |
| 01 2210 237 000 0000 000 | Inc Retirement - Imprv of Instruction | \$0.00 | \$13.81 | \$41.43 | 0.00 |
| 01 2210 281 000 0000 000 | HSA- Imprv of Instruction | \$0.00 | \$18.71 | \$56.13 | 0.00 |
| 01 2210 580 000 0000 000 | Travel Trans Meals Hotel Improv of Inst | \$0.00 | \$0.00 | \$0.00 | 0.00 |

EXPENDITURE REPORT

November, 2018

| Account Number | Account Description | Revised Budget | Expended During Month | Expenditures to Date | % of Budget |
|--------------------------|---|-------------------|-----------------------|----------------------|--------------|
| 2210 | Improvement of Instruction | \$0.00 | \$783.60 | \$2,350.80 | 0.00 |
| 01 2211 159 000 0000 001 | SCHOOL IMPROV STIPENDS-S | \$0.00 | \$0.00 | \$0.00 | 0.00 |
| 01 2211 159 000 0000 002 | SCHOOL IMPROV STIPENDS-E | \$0.00 | \$0.00 | \$0.00 | 0.00 |
| 01 2211 221 000 0000 000 | Social Security Teachers School Improv | \$200.00 | \$0.00 | \$0.00 | 0.00 |
| 01 2211 221 000 0000 001 | SOC.SEC.-SCH.IMPRO.-SEC. | \$0.00 | \$0.00 | \$0.00 | 0.00 |
| 01 2211 221 000 0000 002 | SOC.SEC.-SCH.IMPR.ELEM | \$0.00 | \$0.00 | \$0.00 | 0.00 |
| 01 2211 231 000 0000 000 | Retirement Teachers School Improv | \$100.00 | \$0.00 | \$0.00 | 0.00 |
| 01 2211 231 000 0000 001 | RETIRE/SCH.IMPR. SEC. | \$0.00 | \$0.00 | \$0.00 | 0.00 |
| 01 2211 231 000 0000 002 | RETIRE./SCH.IMPRO.ELEM | \$0.00 | \$0.00 | \$0.00 | 0.00 |
| 01 2211 237 000 0000 000 | Increased Retirement School Improv | \$50.00 | \$0.00 | \$0.00 | 0.00 |
| 01 2211 237 000 0000 001 | RETIRE/SCH.IMPR. SEC. | \$0.00 | \$0.00 | \$0.00 | 0.00 |
| 01 2211 237 000 0000 002 | RETIRE./SCH.IMPRO.ELEM | \$0.00 | \$0.00 | \$0.00 | 0.00 |
| 01 2211 330 000 0000 000 | Employee Trng/Dev Services School Improv | \$1,000.00 | \$0.00 | \$0.00 | 0.00 |
| 01 2211 350 000 0000 000 | Technical Services School Improv | \$2,000.00 | \$0.00 | \$0.00 | 0.00 |
| 01 2211 350 000 0000 001 | Technical Services - School Improv | \$0.00 | \$0.00 | \$0.00 | 0.00 |
| 01 2211 350 000 0000 002 | Technical Services - School Improv | \$0.00 | \$0.00 | \$0.00 | 0.00 |
| 01 2211 580 000 0000 000 | Travel Trans, Meals, Hotel School Improv | \$400.00 | \$1,324.11 | \$1,324.11 | 331.03 |
| 01 2211 580 000 0000 001 | Travel Trans, Meals, Hotel School Improv | \$0.00 | \$0.00 | \$0.00 | 0.00 |
| 01 2211 580 000 0000 002 | Travel Trans, Meals, Hotel School Improv | \$0.00 | \$0.00 | \$0.00 | 0.00 |
| 01 2211 643 000 0000 001 | Web/Cloud Based Software School Improv | \$0.00 | \$0.00 | \$0.00 | 0.00 |
| 01 2211 643 000 0000 002 | Web/Cloud Based Software School Improv | \$0.00 | \$0.00 | \$0.00 | 0.00 |
| 2211 | School Improvement | \$3,750.00 | \$1,324.11 | \$1,324.11 | 35.31 |
| 01 2212 350 000 0000 000 | Technical Services Instr & Curr Dev | \$200.00 | \$0.00 | \$0.00 | 0.00 |
| 01 2212 350 000 0000 001 | Technical Services - Inst & Curr Dev | \$0.00 | \$0.00 | \$0.00 | 0.00 |
| 01 2212 350 000 0000 002 | Technical Services - Inst & Curr Dev | \$0.00 | \$0.00 | \$0.00 | 0.00 |
| 01 2212 580 000 0000 000 | Travel Trans, Meals, Hotel Instr & Curr | \$5,500.00 | \$0.00 | \$0.00 | 0.00 |
| 01 2212 580 000 0000 001 | Travel Trans, Meals, Hotel Instr & Curr | \$0.00 | \$0.00 | \$0.00 | 0.00 |
| 01 2212 580 000 0000 002 | Travel Trans, Meals, Hotel Instr & Curr | \$0.00 | \$0.00 | \$0.00 | 0.00 |
| 01 2212 610 000 0000 000 | Supplies Instr & Curr Development | \$600.00 | \$0.00 | \$0.00 | 0.00 |
| 01 2212 610 000 0000 001 | Supplies Instr & Curr Development | \$0.00 | \$0.00 | \$0.00 | 0.00 |
| 01 2212 610 000 0000 002 | Supplies Instr & Curr Development | \$0.00 | \$0.00 | \$0.00 | 0.00 |
| 2212 | Instruction & Curriculum Development | \$6,300.00 | \$0.00 | \$0.00 | 0.00 |
| 01 2213 330 000 0000 002 | Employee Training & Development Services | \$0.00 | \$0.00 | \$0.00 | 0.00 |
| 01 2213 330 000 1108 001 | Employee Training Band | \$0.00 | \$0.00 | \$115.00 | 0.00 |
| 01 2213 330 000 1141 001 | Employee Trng/Devel Music | \$0.00 | \$0.00 | \$100.00 | 0.00 |
| 01 2213 330 000 1148 001 | Employee Trng Instr Staff Science | \$0.00 | \$0.00 | \$0.00 | 0.00 |

| Account Number | Account Description | Revised Budget | Expended During Month | Expenditures to Date | % of Budget |
|--------------------------|--|----------------|-----------------------|----------------------|-------------|
| 01 2213 580 000 0000 001 | Travel Trans, Meals, Hotel Instr Staff | \$0.00 | \$0.00 | \$0.00 | 0.00 |
| 01 2213 580 000 0000 002 | Travel:Trans, Meals, Hotel Instr Staff | \$0.00 | \$0.00 | \$0.00 | 0.00 |
| 01 2213 640 000 0000 000 | Books & Periodicals Instr Staff Trng | \$0.00 | \$0.00 | \$0.00 | 0.00 |
| 2213 | Instructional Staff Training | \$0.00 | \$0.00 | \$215.00 | 0.00 |
| 01 2220 111 000 0000 000 | Reg Emp - Teach/Prof - Library | \$2,320.00 | \$5,962.67 | \$17,888.01 | 771.03 |
| 01 2220 111 000 0000 001 | Reg Emp - Teach/Prof - Library | \$35,776.00 | \$0.00 | \$0.00 | 0.00 |
| 01 2220 111 000 0000 002 | Reg Emp - Teach/Prof - Library | \$53,277.00 | \$0.00 | \$0.00 | 0.00 |
| 01 2220 112 000 0000 001 | Reg Emp - Instr Aides - Library | \$16,000.00 | \$287.11 | \$3,584.58 | 22.40 |
| 01 2220 112 000 0000 002 | Reg Emp - Instr Aides - Library | \$13,960.00 | \$1,934.82 | \$5,995.75 | 42.95 |
| 01 2220 122 000 0000 001 | Temp Emp - Instr Aide - Library | \$500.00 | \$750.00 | \$840.00 | 168.00 |
| 01 2220 122 000 0000 002 | Temp Emp - Instr Aide - Library | \$250.00 | \$0.00 | \$0.00 | 0.00 |
| 01 2220 123 000 0000 000 | Temp Emp - Teach/Prof - Sub - Library | \$0.00 | \$200.00 | \$200.00 | 0.00 |
| 01 2220 123 000 0000 001 | Temp Emp - Teach/Prof - Sub - Library | \$1,500.00 | \$0.00 | \$0.00 | 0.00 |
| 01 2220 123 000 0000 002 | Temp Emp - Teach/Prof - Sub - Library | \$500.00 | \$0.00 | \$0.00 | 0.00 |
| 01 2220 132 000 0000 001 | Library/Media Services - OT | \$0.00 | \$0.00 | \$958.13 | 0.00 |
| 01 2220 132 000 0000 002 | Library/Media Services - OT | \$0.00 | \$0.00 | \$0.00 | 0.00 |
| 01 2220 151 000 0000 001 | LIBRARY SUB-S | \$0.00 | \$0.00 | \$0.00 | 0.00 |
| 01 2220 152 000 0000 001 | LIBRARY SUB-S | \$0.00 | \$25.00 | \$87.50 | 0.00 |
| 01 2220 159 000 0000 002 | LIBRARY SALARIES-E | \$0.00 | \$0.00 | \$0.00 | 0.00 |
| 01 2220 211 000 0000 000 | Group Ins - Library/Media | \$0.00 | \$1,602.27 | \$4,806.81 | 0.00 |
| 01 2220 211 000 0000 001 | LIBRARY HEALTH INS.-S | \$22,000.00 | \$0.00 | \$0.00 | 0.00 |
| 01 2220 211 000 0000 002 | LIBRARY HEALTH INS.-E | \$15,684.00 | \$0.00 | \$0.00 | 0.00 |
| 01 2220 212 000 0000 001 | Group Insurance - Instructional Aides | \$0.00 | \$709.79 | \$1,941.97 | 0.00 |
| 01 2220 212 000 0000 002 | Group Insurance - Instructional Aides | \$0.00 | \$554.48 | \$1,663.44 | 0.00 |
| 01 2220 221 000 0000 000 | Social Security - Library/Media | \$0.00 | \$450.51 | \$1,351.53 | 0.00 |
| 01 2220 221 000 0000 001 | LIBRARY SOC. SEC.-S | \$2,961.00 | \$0.00 | \$0.00 | 0.00 |
| 01 2220 221 000 0000 002 | LIBRARY SOC. SEC.-E | \$5,232.00 | \$0.00 | \$0.00 | 0.00 |
| 01 2220 222 000 0000 001 | Social Security - Instructional Aides | \$0.00 | \$79.65 | \$416.87 | 0.00 |
| 01 2220 222 000 0000 002 | Social Security - Instructional Aides | \$0.00 | \$148.01 | \$458.67 | 0.00 |
| 01 2220 223 000 0000 000 | Temp Emp - Teach/Prof - Sub - Library | \$0.00 | \$15.30 | \$15.30 | 0.00 |
| 01 2220 231 000 0000 000 | Retirement - Library/Media | \$0.00 | \$438.42 | \$1,315.26 | 0.00 |
| 01 2220 231 000 0000 001 | LIBRARY RETIREMENT-S | \$2,847.00 | \$0.00 | \$0.00 | 0.00 |
| 01 2220 231 000 0000 002 | LIBRARY RETIREMENT-E | \$5,029.00 | \$0.00 | \$0.00 | 0.00 |
| 01 2220 232 000 0000 001 | Retirement - Instructional Aides | \$0.00 | \$22.95 | \$340.43 | 0.00 |
| 01 2220 232 000 0000 002 | Retirement - Instructional Aides | \$0.00 | \$142.26 | \$440.86 | 0.00 |
| 01 2220 237 000 0000 000 | Inc Retirement - Library/Media | \$0.00 | \$150.56 | \$451.68 | 0.00 |

EXPENDITURE REPORT

November, 2018

| Account Number | Account Description | Revised Budget | Expended During Month | Expenditures to Date | % of Budget |
|--------------------------|---|---------------------|-----------------------|----------------------|--------------|
| 01 2220 237 000 0000 001 | LIBRARY RETIREMENT-S | \$978.00 | \$7.88 | \$116.89 | 11.95 |
| 01 2220 237 000 0000 002 | LIBRARY RETIREMENT-E | \$1,727.00 | \$48.85 | \$151.39 | 8.77 |
| 01 2220 580 000 0000 001 | Travel Trans, Meals, Hotel Library | \$150.00 | \$0.00 | \$0.00 | 0.00 |
| 01 2220 580 000 0000 002 | Travel Trans, Meals, Hotel Library | \$150.00 | \$0.00 | \$0.00 | 0.00 |
| 01 2220 610 000 0000 000 | Supplies Library | \$0.00 | \$0.00 | \$0.00 | 0.00 |
| 01 2220 610 000 0000 001 | Supplies Library | \$1,500.00 | \$0.00 | \$199.76 | 13.32 |
| 01 2220 610 000 0000 002 | Supplies Library | \$1,250.00 | \$182.45 | \$430.68 | 46.16 |
| 01 2220 640 000 0000 000 | Books & Periodicals Library/Media | \$0.00 | \$0.00 | \$0.00 | 0.00 |
| 01 2220 640 000 0000 001 | Books & Periodicals Library/Media | \$6,400.00 | \$426.59 | \$1,231.46 | 30.47 |
| 01 2220 640 000 0000 002 | Books & Periodicals Library/Media | \$4,750.00 | \$3,148.34 | \$4,104.40 | 104.74 |
| 01 2220 641 000 0000 001 | E-Books Library/Media | \$0.00 | \$0.00 | \$0.00 | 0.00 |
| 01 2220 641 000 0000 002 | E-Books Library/Media | \$0.00 | \$0.00 | \$0.00 | 0.00 |
| 01 2220 643 000 0000 001 | Web/Cloud Based Software Library/Media | \$600.00 | \$0.00 | \$0.00 | 0.00 |
| 01 2220 643 000 0000 002 | Web/Cloud Based Software Library/Media | \$600.00 | \$0.00 | \$0.00 | 0.00 |
| 01 2220 650 000 0000 001 | Supplies Technology Related Library | \$0.00 | \$0.00 | \$0.00 | 0.00 |
| 2220 | Library/Media Services | \$195,941.00 | \$17,287.91 | \$48,991.37 | 25.89 |
| 01 2223 114 000 0000 000 | Reg Emp - Technical Staff | \$0.00 | \$0.00 | \$0.00 | 0.00 |
| 01 2223 211 000 0000 001 | TECH. COORD. INS.-S | \$0.00 | \$0.00 | \$0.00 | 0.00 |
| 01 2223 211 000 0000 002 | TECH. COORD. INS.-E | \$0.00 | \$0.00 | \$0.00 | 0.00 |
| 01 2223 214 000 0000 000 | Group Insurance - Technical Staff | \$0.00 | \$0.00 | \$0.00 | 0.00 |
| 01 2223 221 000 0000 001 | TECH. COORD. SOC.SEC.-S | \$0.00 | \$0.00 | \$0.00 | 0.00 |
| 01 2223 221 000 0000 002 | TECH. COORD. SOC.SEC.-E | \$0.00 | \$0.00 | \$0.00 | 0.00 |
| 01 2223 224 000 0000 000 | Social Security - Technical Staff | \$0.00 | \$0.00 | \$0.00 | 0.00 |
| 01 2223 231 000 0000 001 | TECH. COORD. RET.-S | \$0.00 | \$0.00 | \$0.00 | 0.00 |
| 01 2223 231 000 0000 002 | TECH. COORD. RET.-E | \$0.00 | \$0.00 | \$0.00 | 0.00 |
| 01 2223 234 000 0000 000 | Retirement - Technical Staff | \$0.00 | \$0.00 | \$0.00 | 0.00 |
| 01 2223 237 000 0000 000 | Increased Retirement | \$0.00 | \$0.00 | \$0.00 | 0.00 |
| 01 2223 237 000 0000 001 | TECH. COORD. RET.-S | \$0.00 | \$0.00 | \$0.00 | 0.00 |
| 01 2223 237 000 0000 002 | TECH. COORD. RET.-E | \$0.00 | \$0.00 | \$0.00 | 0.00 |
| 01 2223 281 000 0000 001 | TECH COORD - HSA Deduction | \$0.00 | \$0.00 | \$0.00 | 0.00 |
| 01 2223 281 000 0000 002 | TECH COORD - HSA Deduction | \$0.00 | \$0.00 | \$0.00 | 0.00 |
| 01 2223 284 000 0000 000 | Health Benefits (HSA) Technical Staff | \$0.00 | \$0.00 | \$0.00 | 0.00 |
| 01 2223 580 000 0000 000 | Travel Trans, Meals, Hotel Audio-Visual | \$0.00 | \$0.00 | \$0.00 | 0.00 |
| 01 2223 580 000 0000 001 | Travel Trans, Meals, Hotel Audio-Visual | \$0.00 | \$0.00 | \$0.00 | 0.00 |
| 01 2223 580 000 0000 002 | Travel Trans, Meals, Hotel Audio-Visual | \$0.00 | \$0.00 | \$0.00 | 0.00 |
| 2223 | Audio-Visual Services | \$0.00 | \$0.00 | \$0.00 | 0.00 |

EXPENDITURE REPORT

November, 2018

| Account Number | Account Description | Revised Budget | Expended During Month | Expenditures to Date | % of Budget |
|--------------------------|---|--------------------|-----------------------|----------------------|--------------|
| 01 2224 382 000 0000 000 | Dist Ed & Telecommunications | \$0.00 | \$377.46 | \$377.46 | 0.00 |
| 01 2224 382 000 0000 001 | Dist Ed & Telecommunications-Dist Learn | \$7,000.00 | \$0.00 | \$3,500.00 | 50.00 |
| 01 2224 382 000 0000 002 | Dist Ed & Telecommunications-Dist Learn | \$2,000.00 | \$0.00 | \$0.00 | 0.00 |
| 2224 | Educational Television Services | \$9,000.00 | \$377.46 | \$3,877.46 | 43.08 |
| 01 2230 111 000 0000 000 | Reg Emp - Teach/Prof - Instr Rel Tech | \$0.00 | \$2,236.00 | \$6,708.00 | 0.00 |
| 01 2230 114 000 0000 000 | Reg Emp - Technical Staff | \$59,000.00 | \$4,916.67 | \$14,750.01 | 25.00 |
| 01 2230 211 000 0000 000 | Group Ins - Instruction Technology | \$0.00 | \$526.00 | \$1,578.00 | 0.00 |
| 01 2230 214 000 0000 000 | Group Ins Technical Staff | \$20,220.00 | \$1,475.00 | \$4,425.00 | 21.88 |
| 01 2230 221 000 0000 000 | Soc Sec - Instruction Technology | \$0.00 | \$165.76 | \$497.30 | 0.00 |
| 01 2230 224 000 0000 000 | Social Security - Tech Staff | \$0.00 | \$353.00 | \$1,059.00 | 0.00 |
| 01 2230 231 000 0000 000 | Retirement - Instruction Technology | \$4,338.00 | \$164.41 | \$493.23 | 11.37 |
| 01 2230 234 000 0000 000 | Retirement - Instruction Technology | \$0.00 | \$361.52 | \$1,084.56 | 0.00 |
| 01 2230 237 000 0000 000 | Inc Retirement - Instruction Technology | \$0.00 | \$180.60 | \$541.80 | 0.00 |
| 01 2230 281 000 0000 000 | HSA - Instruction Technology | \$0.00 | \$74.85 | \$224.55 | 0.00 |
| 01 2230 284 000 0000 000 | HSA - Instruction Technology | \$0.00 | \$210.09 | \$630.27 | 0.00 |
| 01 2230 382 000 0000 000 | Dist Ed/Telecommunications Inst Related | \$0.00 | \$0.00 | \$188.72 | 0.00 |
| 01 2230 580 000 0000 000 | TravelTrans, Meals, Hotel Instr Tech | \$0.00 | \$0.00 | \$0.00 | 0.00 |
| 01 2230 643 000 0000 000 | Web/Cloud Based Software-Inst Tech | \$0.00 | \$0.00 | \$0.00 | 0.00 |
| 01 2230 643 000 0000 001 | Web/Cloud Based Software Inst Tech | \$0.00 | \$0.00 | \$2,400.00 | 0.00 |
| 01 2230 650 000 0000 000 | Supplies Technology Related Inst Tech | \$0.00 | \$0.00 | \$29.00 | 0.00 |
| 01 2230 650 000 0000 001 | Supplies Technology Related Instr Tech | \$0.00 | \$224.88 | \$224.88 | 0.00 |
| 01 2230 650 000 0000 002 | Supplies Technology Related Instr Tech | \$0.00 | \$0.00 | \$0.00 | 0.00 |
| 2230 | Instruction-Related Technology | \$83,558.00 | \$10,888.78 | \$34,834.32 | 41.69 |
| 01 2290 610 000 0000 000 | Supplies Support Services Instr Staff | \$0.00 | (\$136.13) | \$621.10 | 0.00 |
| 2290 | Other Support Services-Instr Staff | \$0.00 | (\$136.13) | \$621.10 | 0.00 |
| 01 2310 310 000 0000 000 | Official/Administrative Services | \$1,000.00 | \$0.00 | \$0.00 | 0.00 |
| 01 2310 315 000 0000 000 | Accounting/Auditing Services | \$13,850.00 | \$17,850.00 | \$17,850.00 | 128.88 |
| 01 2310 317 000 0000 000 | Contracted Legal Services | \$0.00 | \$0.00 | \$0.00 | 0.00 |
| 01 2310 330 000 0000 000 | Emp Trng/Development Board of Ed | \$0.00 | \$0.00 | \$441.00 | 0.00 |
| 01 2310 340 000 0000 000 | Other Prof Services Board of Education | \$0.00 | \$0.00 | \$0.00 | 0.00 |
| 01 2310 352 000 0000 000 | Other Professional Serv Board of Ed | \$2,100.00 | \$0.00 | \$0.00 | 0.00 |
| 01 2310 521 000 0000 000 | Fidelity Bond - Board of Education | \$130.00 | \$125.00 | \$125.00 | 96.15 |
| 01 2310 540 000 0000 000 | Advertising Board of Education | \$8,000.00 | \$275.03 | \$1,596.14 | 19.95 |
| 01 2310 580 000 0000 000 | Travel Trans, Meals, Hotel Board of Ed | \$2,000.00 | \$0.00 | \$57.00 | 11.83 |
| 01 2310 610 000 0000 000 | Supplies Board of Education | \$2,000.00 | \$0.00 | (\$35.00) | (1.75) |
| 01 2310 643 000 0000 000 | Web/Cloud Based Software Board of Ed | \$3,100.00 | \$0.00 | \$0.00 | 0.00 |

EXPENDITURE REPORT

November, 2018

| Account Number | Account Description | Revised Budget | Expended During Month | Expenditures to Date | % of Budget |
|--------------------------|--|---------------------|-----------------------|----------------------|--------------|
| 01 2310 650 000 0000 000 | SuppliesTechnology Related Board of Ed | \$900.00 | \$0.00 | \$0.00 | 0.00 |
| 01 2310 810 000 0000 000 | Dues and Fees Board of Education | \$5,500.00 | \$0.00 | \$0.00 | 0.00 |
| 01 2310 890 000 0000 000 | Misc Exp Board of Education | \$100.00 | \$0.00 | \$0.00 | 0.00 |
| 2310 | Board of Education | \$38,680.00 | \$18,250.03 | \$20,034.14 | 52.26 |
| 01 2320 105 000 0000 000 | Superintendent Salary | \$142,000.00 | \$11,833.33 | \$35,499.99 | 25.00 |
| 01 2320 110 000 0000 000 | Reg Emp - Non-Instr - Exec Admin | \$71,902.00 | \$0.00 | \$332.43 | 0.46 |
| 01 2320 130 000 0000 000 | Executive Admin - OT | \$0.00 | \$0.00 | \$0.00 | 0.00 |
| 01 2320 210 000 0000 000 | Group Insurance - Non Instructional | \$41,212.00 | \$0.00 | \$0.00 | 0.00 |
| 01 2320 215 000 0000 000 | Group Insurance - Superintendent | \$0.00 | \$1,402.68 | \$4,208.04 | 0.00 |
| 01 2320 220 000 0000 000 | Social Security - Non-Instructional | \$16,362.00 | \$0.00 | \$25.44 | 0.16 |
| 01 2320 225 000 0000 000 | Social Security - Superintendent | \$4,512.00 | \$880.00 | \$2,640.00 | 58.51 |
| 01 2320 230 000 0000 000 | Retirement - Non-Instructional | \$15,726.00 | \$0.00 | \$24.44 | 0.16 |
| 01 2320 235 000 0000 000 | Retirement Superintendent | \$0.00 | \$870.08 | \$2,610.24 | 0.00 |
| 01 2320 237 000 0000 000 | Increased Retirement | \$6,888.00 | \$298.79 | \$904.76 | 13.14 |
| 01 2320 280 000 0000 000 | Health Benefits (HSA) Non-Instructional | \$0.00 | \$0.00 | \$0.00 | 0.00 |
| 01 2320 285 000 0000 000 | Health Benefits (HSA) Superintendent | \$7,000.00 | \$199.59 | \$598.77 | 8.55 |
| 01 2320 330 000 0000 000 | Employee Trng Executive Admin | \$0.00 | \$0.00 | \$379.00 | 0.00 |
| 01 2320 333 000 0000 000 | Mileage Paid to Staff | \$0.00 | \$0.00 | \$43.60 | 0.00 |
| 01 2320 580 000 0000 000 | Travel Trans, Meals, Hotel Executive Adm | \$2,300.00 | \$0.00 | \$100.00 | 12.15 |
| 01 2320 610 000 0000 000 | Supplies Executive Administration | \$850.00 | \$31.78 | \$202.38 | 36.59 |
| 01 2320 643 000 0000 000 | Web/Cloud Based Software Exec Admin | \$200.00 | \$0.00 | \$0.00 | 0.00 |
| 01 2320 650 000 0000 000 | Supplies Technology Related Exec Admin | \$5,600.00 | \$0.00 | \$0.00 | 0.00 |
| 01 2320 810 000 0000 000 | Dues and Fees Executive Admin | \$1,200.00 | \$0.00 | \$85.00 | 7.08 |
| 01 2320 890 000 0000 000 | Misc Exp Executive Admin | \$100.00 | \$0.00 | \$0.00 | 0.00 |
| 2320 | Executive Administration | \$315,852.00 | \$15,516.25 | \$47,654.09 | 15.18 |
| 01 2330 317 000 0000 000 | Contracted Legal Services | \$10,000.00 | \$3,600.50 | \$3,921.00 | 39.21 |
| 2330 | District Legal Services | \$10,000.00 | \$3,600.50 | \$3,921.00 | 39.21 |
| 01 2410 110 000 0000 001 | Reg Emp - Non-Instr - Principal Office | \$24,521.00 | \$2,774.61 | \$7,731.77 | 31.53 |
| 01 2410 110 000 0000 002 | Reg Emp - Non-Instr - Principal Office | \$26,461.00 | \$2,754.55 | \$8,430.67 | 31.86 |
| 01 2410 111 000 0000 001 | Reg Emp - Teach/Prof - Principal | \$113,000.00 | \$9,416.67 | \$28,250.01 | 25.00 |
| 01 2410 111 000 0000 002 | Reg Emp - Teach/Prof - Principal | \$139,875.00 | \$11,656.25 | \$34,968.75 | 25.00 |
| 01 2410 111 000 1190 002 | Reg Emp - Teach/Prof - Principal - EC | \$0.00 | \$3,406.25 | \$10,218.75 | 0.00 |
| 01 2410 120 000 0000 001 | Temp Emp - Non Instr - Principal Office | \$250.00 | \$0.00 | \$0.00 | 0.00 |
| 01 2410 120 000 0000 002 | Temp Emp - Non Instr - Principal Office | \$250.00 | \$15.00 | \$15.00 | 6.00 |
| 01 2410 130 000 0000 001 | Office of the Principal - OT | \$0.00 | \$201.19 | \$1,246.28 | 0.00 |
| 01 2410 130 000 0000 002 | PRINCIPAL CLERICAL SAL.-E | \$0.00 | \$222.29 | \$595.43 | 0.00 |

EXPENDITURE REPORT

November, 2018

| Account Number | Account Description | Revised Budget | Expended During Month | Expenditures to Date | % of Budget |
|--------------------------|--|---------------------|-----------------------|----------------------|--------------|
| 01 2410 159 000 0000 002 | PRINCIPAL STIPEND-E | \$0.00 | \$0.00 | \$0.00 | 0.00 |
| 01 2410 210 000 0000 001 | Group Insurance - Non Instructional | \$27,359.00 | \$708.50 | \$2,125.50 | 7.77 |
| 01 2410 210 000 0000 002 | Group Insurance - Non Instructional | \$36,973.00 | \$634.00 | \$1,902.00 | 5.14 |
| 01 2410 211 000 0000 001 | PRINCIPAL HEALTH INS.-S | \$0.00 | \$1,602.27 | \$4,806.81 | 0.00 |
| 01 2410 211 000 0000 002 | PRINCIPAL HEALTH INS.-E | \$0.00 | \$2,403.41 | \$7,210.23 | 0.00 |
| 01 2410 211 000 1190 002 | Group Ins - Office of Princ - PreSchool | \$0.00 | \$801.13 | \$2,403.39 | 0.00 |
| 01 2410 220 000 0000 001 | Social Security - Non-Instructional | \$10,520.00 | \$227.65 | \$686.80 | 6.53 |
| 01 2410 220 000 0000 002 | Social Security - Non-Instructional | \$12,724.00 | \$219.91 | \$664.71 | 5.22 |
| 01 2410 221 000 0000 001 | PRINCIPAL SOC. SEC.-S | \$0.00 | \$691.91 | \$2,075.73 | 0.00 |
| 01 2410 221 000 0000 002 | PRINCIPAL SOC. SEC.-E | \$0.00 | \$870.36 | \$2,611.06 | 0.00 |
| 01 2410 221 000 1190 002 | Social Security - Principal - Preschool | \$0.00 | \$252.46 | \$757.38 | 0.00 |
| 01 2410 230 000 0000 001 | Retirement - Non-Instructional | \$10,111.00 | \$218.80 | \$660.14 | 6.53 |
| 01 2410 230 000 0000 002 | Retirement - Non-Instructional | \$12,230.00 | \$218.90 | \$663.67 | 5.43 |
| 01 2410 231 000 0000 001 | PRINCIPAL RETIREMENT-S | \$0.00 | \$692.39 | \$2,077.17 | 0.00 |
| 01 2410 231 000 0000 002 | PRINCIPAL RETIREMENT-E | \$0.00 | \$857.06 | \$2,571.20 | 0.00 |
| 01 2410 231 000 1190 002 | Retirement - Office of Princ - PreSchool | \$0.00 | \$250.45 | \$751.35 | 0.00 |
| 01 2410 237 000 0000 001 | PRINCIPAL RETIREMENT-S | \$3,472.00 | \$312.91 | \$940.01 | 27.07 |
| 01 2410 237 000 0000 002 | PRINCIPAL RETIREMENT-E | \$4,199.00 | \$369.49 | \$1,110.86 | 26.46 |
| 01 2410 237 000 1190 002 | Inc Ret - Office of Princ - PreSchool | \$0.00 | \$86.01 | \$258.03 | 0.00 |
| 01 2410 280 000 0000 002 | Health Benefits (HSA) Non-Instructional | \$0.00 | \$74.50 | \$223.50 | 0.00 |
| 01 2410 281 000 0000 002 | PRINCIPAL - HSA Deduction | \$1,000.00 | \$0.00 | \$0.00 | 0.00 |
| 01 2410 330 000 0000 002 | Empl Training & Development | \$0.00 | \$0.00 | \$250.00 | 0.00 |
| 01 2410 580 000 0000 001 | Travel Trans, Meals, Hotel Principal | \$1,250.00 | \$0.00 | \$0.00 | 0.00 |
| 01 2410 580 000 0000 002 | Travel Trans, Meals, Hotel Principal | \$1,250.00 | \$0.00 | \$0.00 | 0.00 |
| 01 2410 610 000 0000 000 | Supplies Office of Principal | \$0.00 | \$0.00 | \$0.00 | 0.00 |
| 01 2410 610 000 0000 001 | Supplies Office of Principal | \$300.00 | \$291.54 | \$189.49 | 63.16 |
| 01 2410 610 000 0000 002 | Supplies Office of the Principal | \$100.00 | \$0.00 | \$0.00 | 0.00 |
| 01 2410 650 000 0000 001 | Supplies Technology Related Principal | \$500.00 | \$0.00 | \$0.00 | 0.00 |
| 01 2410 650 000 0000 002 | Supplies Technology Related Principal | \$500.00 | \$0.00 | \$0.00 | 0.00 |
| 01 2410 810 000 0000 001 | Dues & Fees Principal | \$1,000.00 | \$0.00 | \$0.00 | 0.00 |
| 01 2410 810 000 0000 002 | Dues & Fees Principal | \$750.00 | \$0.00 | \$20.00 | 2.67 |
| 2410 | Office of the Principal | \$428,595.00 | \$42,230.46 | \$126,415.69 | 29.50 |
| 01 2490 111 000 0000 000 | Reg Emp - Teach/Prof - Other Admin | \$0.00 | \$7,475.00 | \$22,425.00 | 0.00 |
| 01 2490 211 000 0000 000 | Group Ins - Activity/Athletic Director | \$0.00 | \$52.18 | \$156.54 | 0.00 |
| 01 2490 221 000 0000 000 | Soc Sec - Activity/Athletic Director | \$0.00 | \$566.20 | \$1,698.60 | 0.00 |
| 01 2490 231 000 0000 000 | Ret - Activity/Athletic Director | \$0.00 | \$549.62 | \$1,648.88 | 0.00 |

EXPENDITURE REPORT

November, 2018

| Account Number | Account Description | Revised Budget | Expended During Month | Expenditures to Date | % of Budget |
|--------------------------|--|----------------|-----------------------|----------------------|-------------|
| 01 2490 237 000 0000 000 | Inc Ret - Activity/Athletic Director | \$0.00 | \$188.74 | \$566.22 | 0.00 |
| 01 2490 810 000 0000 000 | Dues and Fees Activity/Athletic Director | \$0.00 | \$0.00 | \$210.00 | 0.00 |
| 2490 | Activity/Athletic Director | \$0.00 | \$8,831.74 | \$26,705.24 | 0.00 |
| 01 2510 110 000 0000 000 | Reg Emp - Non-Instr - District Office | \$40,960.00 | \$7,769.65 | \$24,700.53 | 60.30 |
| 01 2510 130 000 0000 000 | BOARD SECRETARY SALARY-S | \$0.00 | \$975.14 | \$3,206.46 | 0.00 |
| 01 2510 210 000 0000 000 | Group Insurance - Non Instructional | \$7,392.00 | \$1,953.81 | \$5,861.43 | 79.29 |
| 01 2510 211 000 0000 001 | BOARD SEC. HEALTH INS.-S | \$0.00 | \$0.00 | \$0.00 | 0.00 |
| 01 2510 211 000 0000 002 | BOARD SEC. HEALTH INS.-E | \$0.00 | \$0.00 | \$0.00 | 0.00 |
| 01 2510 220 000 0000 000 | Social Security - Non-Instructional | \$3,132.00 | \$607.17 | \$1,949.46 | 62.24 |
| 01 2510 221 000 0000 001 | BOARD SEC. SOC. SEC.-S | \$0.00 | \$0.00 | \$0.00 | 0.00 |
| 01 2510 221 000 0000 002 | BOARD SEC. SOC. SEC.-E | \$0.00 | \$0.00 | \$0.00 | 0.00 |
| 01 2510 222 000 0000 001 | Social Security | \$0.00 | \$0.00 | \$0.00 | 0.00 |
| 01 2510 222 000 0000 002 | Social Security | \$0.00 | \$0.00 | \$0.00 | 0.00 |
| 01 2510 230 000 0000 000 | Retirement - Non-Instructional | \$3,010.00 | \$642.99 | \$2,051.94 | 68.17 |
| 01 2510 231 000 0000 001 | BOARD SECRETARY RET.-S | \$0.00 | \$0.00 | \$0.00 | 0.00 |
| 01 2510 231 000 0000 002 | BOARD SECRETARY RET.-E | \$0.00 | \$0.00 | \$0.00 | 0.00 |
| 01 2510 232 000 0000 001 | Retirement | \$0.00 | \$0.00 | \$0.00 | 0.00 |
| 01 2510 232 000 0000 002 | Retirement | \$0.00 | \$0.00 | \$0.00 | 0.00 |
| 01 2510 237 000 0000 000 | Increased Retirement | \$1,034.00 | \$220.81 | \$704.66 | 68.15 |
| 01 2510 237 000 0000 001 | BOARD SECRETARY RET.-S | \$0.00 | \$0.00 | \$0.00 | 0.00 |
| 01 2510 237 000 0000 002 | BOARD SECRETARY RET.-E | \$0.00 | \$0.00 | \$0.00 | 0.00 |
| 01 2510 280 000 0000 000 | Health Benefits (HSA) Non-Instructional | \$0.00 | \$221.56 | \$664.68 | 0.00 |
| 01 2510 281 000 0000 001 | BRD SEC - HSA Deduction | \$500.00 | \$0.00 | \$0.00 | 0.00 |
| 01 2510 281 000 0000 002 | BRD SEC - HSA Deduction | \$500.00 | \$0.00 | \$0.00 | 0.00 |
| 01 2510 350 000 0000 000 | Technical Services - Oper of Busiiness | \$0.00 | \$0.00 | \$63.00 | 0.00 |
| 01 2510 350 000 0000 001 | Technical Services - Oper of Busiiness | \$2,250.00 | \$26.00 | \$63.00 | 2.80 |
| 01 2510 350 000 0000 002 | Technical Services - Oper of Business | \$2,250.00 | \$21.00 | \$63.00 | 2.80 |
| 01 2510 350 000 1190 002 | Technical Services PreSchool | \$0.00 | \$0.00 | \$32.00 | 0.00 |
| 01 2510 352 000 0000 002 | Other Prof Services - Oper of Business | \$0.00 | \$0.00 | \$0.00 | 0.00 |
| 01 2510 382 000 0000 000 | Dist Ed & Telecommunications | \$0.00 | \$196.58 | \$599.29 | 0.00 |
| 01 2510 382 000 0000 001 | Dist Ed & Telecommunications | \$8,000.00 | \$617.25 | \$1,845.22 | 23.07 |
| 01 2510 382 000 0000 002 | Dist Ed & Telecommunications | \$5,500.00 | \$231.76 | \$703.51 | 12.79 |
| 01 2510 520 000 0000 000 | Insurance | \$0.00 | \$0.00 | \$0.00 | 0.00 |
| 01 2510 531 000 0000 000 | Postage | \$0.00 | \$299.21 | \$1,075.63 | 0.00 |
| 01 2510 531 000 0000 001 | Postage - Oper of Business | \$6,000.00 | \$328.74 | \$891.29 | 14.85 |
| 01 2510 531 000 0000 002 | Postage - Oper of Business | \$3,500.00 | \$64.20 | \$105.02 | 3.00 |

EXPENDITURE REPORT

November, 2018

| Account Number | Account Description | Revised Budget | Expended During Month | Expenditures to Date | % of Budget |
|--------------------------|---|---------------------|-----------------------|----------------------|--------------|
| 01 2510 610 000 0000 000 | Supplies Fiscal Services | \$0.00 | \$0.00 | \$676.66 | 0.00 |
| 01 2510 610 000 0000 001 | Supplies Fiscal Services | \$1,000.00 | \$0.00 | \$0.00 | 0.00 |
| 01 2510 610 000 0000 002 | Supplies Fiscal Services | \$1,000.00 | \$0.00 | \$0.00 | 0.00 |
| 01 2510 640 000 0000 001 | Books & Periodicals Fiscal Services | \$0.00 | \$0.00 | \$0.00 | 0.00 |
| 01 2510 640 000 0000 002 | Books & Periodicals Fiscal Services | \$0.00 | \$0.00 | \$0.00 | 0.00 |
| 01 2510 643 000 0000 000 | Web/Cloud Based Software Fiscal Serv | \$0.00 | \$0.00 | \$0.00 | 0.00 |
| 01 2510 643 000 0000 001 | Web/Cloud Based Software Fiscal Serv | \$1,000.00 | \$0.00 | \$0.00 | 0.00 |
| 01 2510 643 000 0000 002 | Web/Cloud Based Software Fiscal Serv | \$1,000.00 | \$0.00 | \$0.00 | 0.00 |
| 01 2510 650 000 0000 001 | Supplies Technology Related Fiscal Serv | \$2,250.00 | \$0.00 | \$0.00 | 0.00 |
| 01 2510 650 000 0000 002 | Supplies Technology Related Fiscal Serv | \$2,250.00 | \$0.00 | \$0.00 | 0.00 |
| 01 2510 810 000 0000 001 | Dues & Fees Fiscal Services | \$15,000.00 | \$0.00 | \$0.00 | 0.00 |
| 01 2510 810 000 0000 002 | Dues & Fees Fiscal Services | \$15,000.00 | \$0.00 | \$0.00 | 0.00 |
| 01 2510 890 000 0000 001 | Misc Exp Fiscal Services | \$0.00 | \$0.00 | \$0.00 | 0.00 |
| 2510 | Fiscal Services | \$122,528.00 | \$14,175.87 | \$45,256.78 | 36.94 |
| 01 2515 352 000 0000 001 | Other Professional Services | \$0.00 | \$0.00 | \$0.00 | 0.00 |
| 01 2515 520 000 0000 001 | Insurance | \$0.00 | \$0.00 | \$0.00 | 0.00 |
| 01 2515 720 000 0000 001 | Buildings-Acquiring Buildings & Const | \$0.00 | \$0.00 | \$0.00 | 0.00 |
| 2515 | Building & Sites | \$0.00 | \$0.00 | \$0.00 | 0.00 |
| 01 2590 110 000 0000 000 | Reg Emp - Non-Instr - Other Office | \$0.00 | \$1,195.98 | \$3,700.41 | 0.00 |
| 01 2590 130 000 0000 000 | BOARD SECRETARY SALARY-S | \$0.00 | \$223.20 | \$693.96 | 0.00 |
| 01 2590 210 000 0000 000 | Group Ins - Central Services | \$0.00 | \$40.42 | \$121.26 | 0.00 |
| 01 2590 220 000 0000 000 | Soc Sec - Central Services | \$0.00 | \$108.57 | \$336.19 | 0.00 |
| 01 2590 230 000 0000 000 | Retirement - Central Services | \$0.00 | \$104.35 | \$323.11 | 0.00 |
| 01 2590 237 000 0000 000 | Inc Retirement - Central Services | \$0.00 | \$35.84 | \$110.96 | 0.00 |
| 2590 | Central Services - Other | \$0.00 | \$1,708.36 | \$5,285.89 | 0.00 |
| 01 2610 110 000 0000 000 | Reg Emp - Non-Instr - Op of Bldgs | \$43,510.00 | \$94.37 | \$470.90 | 1.08 |
| 01 2610 110 000 0000 001 | Reg Emp - Non-Instr - Op of Bldgs | \$116,805.00 | \$9,196.51 | \$28,153.26 | 24.10 |
| 01 2610 110 000 0000 002 | Reg Emp - Non-Instr - Op of Bldgs | \$138,929.00 | \$8,731.74 | \$26,585.33 | 19.14 |
| 01 2610 111 000 0000 001 | Reg Emp - Teach/Prof - Op Bldgs | \$0.00 | \$0.00 | \$0.00 | 0.00 |
| 01 2610 111 000 0000 002 | Reg Emp - Teach/Prof - Op Bldgs | \$0.00 | \$0.00 | \$0.00 | 0.00 |
| 01 2610 120 000 0000 002 | Temp Emp - Non-Instr - Op Bldgs | \$0.00 | \$218.97 | \$954.99 | 0.00 |
| 01 2610 122 000 0000 001 | CUSTODIAL SALARIES SUB-S | \$2,500.00 | \$0.00 | \$0.00 | 0.00 |
| 01 2610 122 000 0000 002 | CUSTODIAL SALARIES SUB-E | \$1,000.00 | \$0.00 | \$22.77 | 2.28 |
| 01 2610 123 000 0000 001 | CUSTODIAL SUB-S | \$0.00 | \$0.00 | \$0.00 | 0.00 |
| 01 2610 123 000 0000 002 | CUSTODIAL SUB-E | \$0.00 | \$0.00 | \$0.00 | 0.00 |
| 01 2610 130 000 0000 000 | Custodial Services - OT | \$0.00 | \$0.00 | \$0.00 | 0.00 |

| Account Number | Account Description | Revised Budget | Expended During Month | Expenditures to Date | % of Budget |
|--------------------------|--|----------------|-----------------------|----------------------|-------------|
| 01 2610 130 000 0000 001 | Custodial Services - OT | \$0.00 | \$664.30 | \$1,446.37 | 0.00 |
| 01 2610 130 000 0000 002 | Custodial Services - OT | \$0.00 | \$1,072.68 | \$2,143.48 | 0.00 |
| 01 2610 159 000 0000 001 | CUSTODIAL COORD. STIPEND-S | \$0.00 | \$0.00 | \$0.00 | 0.00 |
| 01 2610 159 000 0000 002 | CUSTODIAL COORD. STIPEND-E | \$0.00 | \$0.00 | \$0.00 | 0.00 |
| 01 2610 210 000 0000 000 | Group Ins - Operation of Bldgs | \$0.00 | \$29.60 | \$148.57 | 0.00 |
| 01 2610 210 000 0000 001 | Group Insurance - Non Instructional | \$24,771.00 | \$2,073.78 | \$6,221.34 | 25.12 |
| 01 2610 210 000 0000 002 | Group Insurance - Non Instructional | \$38,777.00 | \$3,064.36 | \$9,193.08 | 23.71 |
| 01 2610 211 000 0000 001 | CUSTODIAL HEALTH INS.-S | \$0.00 | \$0.00 | \$0.00 | 0.00 |
| 01 2610 211 000 0000 002 | CUSTODIAL HEALTH INS.-E | \$0.00 | \$0.00 | \$0.00 | 0.00 |
| 01 2610 220 000 0000 000 | Soc Sec - Operation of Bldgs | \$0.00 | \$7.11 | \$35.44 | 0.00 |
| 01 2610 220 000 0000 001 | Social Security - Non-Instructional | \$10,277.00 | \$714.55 | \$2,186.27 | 21.27 |
| 01 2610 220 000 0000 002 | Social Security - Non-Instructional | \$12,292.00 | \$726.92 | \$2,206.28 | 17.95 |
| 01 2610 221 000 0000 001 | CUSTODIAL SOC. SEC.-S | \$0.00 | \$0.00 | \$0.00 | 0.00 |
| 01 2610 221 000 0000 002 | CUSTODIAL SOC. SEC.-E | \$0.00 | \$0.00 | \$0.00 | 0.00 |
| 01 2610 222 000 0000 002 | Soc Sec - Operation of Bldgs | \$0.00 | \$0.00 | \$1.74 | 0.00 |
| 01 2610 230 000 0000 000 | Ret - Operation of Bldgs | \$0.00 | \$6.94 | \$34.63 | 0.00 |
| 01 2610 230 000 0000 001 | Retirement - Non-Instructional | \$9,438.00 | \$713.29 | \$2,141.26 | 22.69 |
| 01 2610 230 000 0000 002 | Retirement - Non-Instructional | \$11,439.00 | \$676.90 | \$1,972.74 | 17.25 |
| 01 2610 231 000 0000 001 | CUSTODIAL RETIREMENT-S | \$0.00 | \$0.00 | \$0.00 | 0.00 |
| 01 2610 231 000 0000 002 | CUSTODIAL RETIREMENT-E | \$0.00 | \$0.00 | \$0.00 | 0.00 |
| 01 2610 237 000 0000 000 | Inc Ret - Operation of Bldgs | \$0.00 | \$2.38 | \$11.88 | 0.00 |
| 01 2610 237 000 0000 001 | CUSTODIAL RETIREMENT-S | \$3,242.00 | \$244.95 | \$735.33 | 22.68 |
| 01 2610 237 000 0000 002 | CUSTODIAL RETIREMENT-E | \$3,928.00 | \$232.45 | \$677.46 | 17.25 |
| 01 2610 290 000 0000 000 | CUSTODIAL SALARIES-S | \$0.00 | \$0.00 | \$0.00 | 0.00 |
| 01 2610 290 000 0000 001 | CUSTODIAL OTHER BENEFITS-S | \$700.00 | \$0.00 | \$540.00 | 77.14 |
| 01 2610 290 000 0000 002 | CUSTODIAL OTHER BENEFITS-E | \$800.00 | \$0.00 | \$720.00 | 90.00 |
| 01 2610 350 000 0000 001 | Technical Services - Oper of Bldgs | \$50.00 | \$0.00 | \$0.00 | 0.00 |
| 01 2610 350 000 0000 002 | Technical Services - Oper of Bldgs | \$50.00 | \$0.00 | \$0.00 | 0.00 |
| 01 2610 352 000 0000 001 | Other Prof Services - Oper of Bldgs | \$22,000.00 | \$500.00 | \$1,275.00 | 5.80 |
| 01 2610 352 000 0000 002 | Other Prof Services - Oper of Bldgs | \$22,000.00 | \$860.00 | \$860.00 | 3.91 |
| 01 2610 410 000 0000 000 | Water & Sewage | \$0.00 | \$432.95 | \$1,525.65 | 0.00 |
| 01 2610 410 000 0000 001 | Water & Sewage | \$20,300.00 | \$169.20 | \$3,363.44 | 16.57 |
| 01 2610 410 000 0000 002 | Water & Sewage | \$14,300.00 | \$1,036.40 | \$2,856.67 | 19.98 |
| 01 2610 430 000 0000 002 | Repairs & Maint Services Oper of Bldgs | \$0.00 | \$0.00 | \$75.00 | 0.00 |
| 01 2610 580 000 0000 001 | Travel Trans, Meals, Hotel Custodial | \$0.00 | \$0.00 | \$0.00 | 0.00 |
| 01 2610 580 000 0000 002 | Travel Trans, Meals, Hotel Custodial | \$0.00 | \$0.00 | \$0.00 | 0.00 |

EXPENDITURE REPORT

November, 2018

| Account Number | Account Description | Revised Budget | Expended During Month | Expenditures to Date | % of Budget |
|--------------------------|--|---------------------|-----------------------|----------------------|--------------|
| 01 2610 610 000 0000 000 | Supplies Oper of Bldgs | \$0.00 | \$0.00 | \$0.00 | 0.00 |
| 01 2610 610 000 0000 001 | Supplies Operation of Bldgs. | \$0.00 | \$2,453.95 | \$8,575.79 | 0.00 |
| 01 2610 610 000 0000 002 | Supplies Operation of Bldgs | \$0.00 | \$895.52 | \$3,234.98 | 0.00 |
| 01 2610 620 000 0000 000 | Energy | \$0.00 | \$438.82 | \$687.86 | 0.00 |
| 01 2610 620 000 0000 001 | Energy | \$33,000.00 | \$655.56 | \$1,160.51 | 3.52 |
| 01 2610 620 000 0000 002 | Energy | \$50,000.00 | \$1,592.67 | \$2,484.89 | 4.97 |
| 01 2610 622 000 0000 000 | Electricity | \$0.00 | \$378.11 | \$1,695.16 | 0.00 |
| 01 2610 622 000 0000 001 | Electricity | \$46,000.00 | \$3,910.68 | \$12,908.81 | 28.06 |
| 01 2610 622 000 0000 002 | Electricity | \$44,000.00 | \$2,743.15 | \$13,724.20 | 31.19 |
| 2610 | Operation of Buildings | \$670,108.00 | \$44,538.81 | \$141,031.08 | 21.07 |
| 01 2620 110 000 0000 000 | Reg Emp - Non-Instr - Maint of Bldgs | \$0.00 | \$2,236.01 | \$6,708.03 | 0.00 |
| 01 2620 210 000 0000 000 | Group Ins - Maintenance of Bldgs | \$0.00 | \$19.57 | \$58.71 | 0.00 |
| 01 2620 220 000 0000 000 | Social Security - Maint of Bldgs | \$0.00 | \$166.46 | \$499.38 | 0.00 |
| 01 2620 230 000 0000 000 | Ret - Maintenance of Bldgs | \$0.00 | \$164.41 | \$493.23 | 0.00 |
| 01 2620 237 000 0000 000 | Inc Ret - Maintenance of Bldgs | \$0.00 | \$56.46 | \$169.38 | 0.00 |
| 01 2620 290 000 0000 000 | Other Prof Services-Maint of Bldgs | \$0.00 | \$15.00 | \$45.00 | 0.00 |
| 01 2620 350 000 0000 001 | Technical Services - Maint of Bldgs | \$6,500.00 | \$0.00 | \$1,426.00 | 21.94 |
| 01 2620 350 000 0000 002 | Technical Services - Maint of Bldgs | \$6,500.00 | \$0.00 | \$0.00 | 0.00 |
| 01 2620 352 000 0000 000 | Other Prof Services-Maint of Bldgs | \$0.00 | \$587.36 | \$647.36 | 0.00 |
| 01 2620 352 000 0000 001 | Other Prof Services Maint of Bldg | \$45,000.00 | \$344.00 | \$6,373.50 | 14.16 |
| 01 2620 352 000 0000 002 | Other Prof Services - Maint of Bldgs | \$40,000.00 | \$146.25 | \$7,596.25 | 18.99 |
| 01 2620 352 000 1102 001 | Other Prof Services Greenhouse | \$0.00 | \$180.00 | \$180.00 | 0.00 |
| 01 2620 352 000 1190 002 | Other Prof Services Maint of Bldgs | \$0.00 | \$0.00 | \$0.00 | 0.00 |
| 01 2620 441 000 0000 001 | Rentals of Land and Buildings | \$0.00 | \$0.00 | \$0.00 | 0.00 |
| 01 2620 441 000 0000 002 | Rentals of Land and Buildings | \$0.00 | \$0.00 | \$0.00 | 0.00 |
| 01 2620 442 000 0000 000 | Rentals of Equip & Vehicles Maint of Bld | \$200.00 | \$0.00 | \$0.00 | 0.00 |
| 01 2620 520 000 0000 000 | Insurance - Maint of Bldgs | \$0.00 | \$0.00 | \$0.00 | 0.00 |
| 01 2620 520 000 0000 001 | Insurance - Maint of Bldg | \$40,000.00 | \$0.00 | \$0.00 | 0.00 |
| 01 2620 520 000 0000 002 | Insurance - Maint of Bldg | \$40,000.00 | \$0.00 | \$0.00 | 0.00 |
| 01 2620 580 000 0000 001 | Travel Trans, Meals, Hotel Maint of Bldg | \$400.00 | \$0.00 | \$0.00 | 0.00 |
| 01 2620 580 000 0000 002 | Travel Trans, Meals, Hotel Maint of Bldg | \$150.00 | \$0.00 | \$0.00 | 0.00 |
| 01 2620 610 000 0000 000 | Supplies Maint of Bldgs | \$0.00 | \$0.00 | \$33.80 | 0.00 |
| 01 2620 610 000 0000 001 | Supplies Maint of Bldgs | \$24,000.00 | \$2,309.22 | \$4,844.36 | 21.24 |
| 01 2620 610 000 0000 002 | Supplies Maint of Bldgs | \$24,000.00 | \$0.00 | \$3,401.07 | 14.17 |
| 01 2620 643 000 0000 001 | Web/Cloud Based Software Maint of Bldg | \$100.00 | \$0.00 | \$0.00 | 0.00 |
| 01 2620 643 000 0000 002 | Web/Cloud Based Software Maint of Bldg | \$100.00 | \$0.00 | \$0.00 | 0.00 |

EXPENDITURE REPORT

November, 2018

| Account Number | Account Description | Revised Budget | Expended During Month | Expenditures to Date | % of Budget |
|--------------------------|--|-----------------------|-----------------------|----------------------|--------------|
| 01 2620 650 000 0000 001 | Supplies Technology Maint of Bldgs | \$100.00 | \$0.00 | \$0.00 | 0.00 |
| 01 2620 650 000 0000 002 | Supplies Technology Related Maint of Bld | \$100.00 | \$0.00 | \$0.00 | 0.00 |
| 01 2620 720 000 0000 001 | Buildings-Acquiring Buildings & Const | \$11,000.00 | \$0.00 | \$0.00 | 0.00 |
| 01 2620 733 000 0000 001 | Furniture & Fixtures (>\$5,000) Maint Bld | \$15,000.00 | \$0.00 | \$0.00 | 0.00 |
| 01 2620 733 000 0000 002 | Furniture & Fixtures (>\$5,000) Maint Bld | \$15,000.00 | \$0.00 | \$0.00 | 0.00 |
| 01 2620 810 000 0000 001 | Dues & Fees Maint of Bldg | \$880,000.00 | \$0.00 | \$0.00 | 0.00 |
| 01 2620 810 000 0000 002 | Dues & Fees Maint of Bldg | \$0.00 | \$0.00 | \$0.00 | 0.00 |
| 01 2620 831 000 0000 001 | Redemption of Principal | \$0.00 | \$0.00 | \$0.00 | 0.00 |
| 01 2620 831 000 0000 002 | Redemption of Principal Maint of Bldg | \$0.00 | \$0.00 | \$0.00 | 0.00 |
| 01 2620 835 000 0000 001 | Interest on Short Term Debt | \$0.00 | \$0.00 | \$0.00 | 0.00 |
| 01 2620 835 000 0000 002 | BLDG-DEBT SERVICE INTEREST-E | \$0.00 | \$0.00 | \$0.00 | 0.00 |
| 2620 | Maintenance of Buildings | \$1,148,150.00 | \$6,224.74 | \$32,476.07 | 2.85 |
| 01 2630 420 000 0000 000 | Cleaning Services - Upkeep of Grounds | \$0.00 | \$6,828.57 | \$20,485.71 | 0.00 |
| 01 2630 420 000 0000 001 | Cleaning Services - Upkeep of Grounds | \$0.00 | \$0.00 | \$0.00 | 0.00 |
| 01 2630 420 000 0000 002 | Cleaning Services - Upkeep of Grounds | \$0.00 | \$0.00 | \$0.00 | 0.00 |
| 01 2630 610 000 0000 000 | Supplies Care & Upkeep of Grounds | \$0.00 | \$2,120.86 | \$3,646.72 | 0.00 |
| 01 2630 610 000 0000 001 | Supplies Care & Upkeep of Grounds | \$27,500.00 | \$0.00 | \$0.00 | 0.00 |
| 01 2630 610 000 0000 002 | Supplies Care & Upkeep of Grounds | \$25,000.00 | \$0.00 | \$0.00 | 0.00 |
| 2630 | Care & Upkeep of Grounds | \$52,500.00 | \$8,949.43 | \$24,132.43 | 45.97 |
| 01 2650 352 000 9012 001 | Other Prof Services Vehicle Maint | \$50.00 | \$0.00 | \$0.00 | 0.00 |
| 01 2650 352 000 9013 002 | Other Prof Services Vehicle Maint | \$50.00 | \$0.00 | \$0.00 | 0.00 |
| 01 2650 430 000 0000 001 | Repairs & Maint - Vehicle Oper | \$250.00 | \$0.00 | \$0.00 | 0.00 |
| 01 2650 430 000 0000 002 | Repairs & Maint - Vehicle Oper | \$200.00 | \$0.00 | \$0.00 | 0.00 |
| 01 2650 430 000 9012 001 | Repairs & Maint Services #12 Cust | \$0.00 | \$0.00 | \$37.00 | 0.00 |
| 01 2650 430 000 9013 002 | Repairs & Maint Services #13 Cust | \$0.00 | \$0.00 | \$37.00 | 0.00 |
| 01 2650 626 000 0000 000 | Gasoline Custodial | \$0.00 | \$0.00 | \$0.00 | 0.00 |
| 01 2650 626 000 0000 001 | Gasoline Custodial | \$0.00 | \$0.00 | \$0.00 | 0.00 |
| 01 2650 626 000 9003 000 | Gasoline - Skid Loader | \$0.00 | \$61.76 | \$61.76 | 0.00 |
| 01 2650 626 000 9003 001 | Gasoline Skid Loader | \$0.00 | \$15.81 | \$15.81 | 0.00 |
| 01 2650 626 000 9012 001 | Gasoline Veh Oper #12 HS PU (Cust) | \$600.00 | \$0.00 | \$78.09 | 13.02 |
| 01 2650 626 000 9013 002 | Gasoline Veh Oper #13 PU (Cust) | \$400.00 | \$0.00 | \$0.00 | 0.00 |
| 01 2650 890 000 0000 001 | Misc Exp Vehicle Operation | \$0.00 | \$0.00 | \$0.00 | 0.00 |
| 01 2650 890 000 0000 002 | Misc Exp Vehicle Operation | \$0.00 | \$0.00 | \$0.00 | 0.00 |
| 2650 | Vehicle Operation, Maint & Purchasing | \$1,550.00 | \$77.57 | \$229.66 | 14.82 |
| 01 2660 350 000 0000 001 | Technical Services - Security | \$0.00 | \$0.00 | \$0.00 | 0.00 |
| 01 2660 350 000 0000 002 | Technical Services - Security | \$0.00 | \$0.00 | \$0.00 | 0.00 |

| Account Number | Account Description | Revised Budget | Expended During Month | Expenditures to Date | % of Budget |
|---|---|---------------------|-----------------------|----------------------|---------------|
| 01 2660 352 000 0000 001 | Other Prof Services Security | \$0.00 | \$0.00 | \$375.00 | 0.00 |
| 01 2660 352 000 0000 002 | Other Prof Services Security | \$0.00 | \$0.00 | \$0.00 | 0.00 |
| 01 2660 580 000 0000 001 | Travel Trans, Meals, Hotel Security | \$100.00 | \$0.00 | \$0.00 | 0.00 |
| 01 2660 580 000 0000 002 | Travel Trans, Meals, Hotel Security | \$100.00 | \$0.00 | \$0.00 | 0.00 |
| 01 2660 610 000 0000 001 | Supplies Security | \$0.00 | \$0.00 | \$0.00 | 0.00 |
| 01 2660 610 000 0000 002 | Supplies Security | \$0.00 | \$0.00 | \$0.00 | 0.00 |
| 01 2660 643 000 0000 001 | Web/Cloud Based Software Security | \$0.00 | \$0.00 | \$0.00 | 0.00 |
| 01 2660 643 000 0000 002 | Web/Cloud Based Software Security | \$0.00 | \$0.00 | \$0.00 | 0.00 |
| 2660 Security | | \$200.00 | \$0.00 | \$375.00 | 187.50 |
| 01 2670 330 000 0000 000 | Empl Trng/Development Safety | \$0.00 | \$0.00 | \$60.00 | 0.00 |
| 01 2670 352 000 0000 000 | Other Prof Services Safety | \$10,000.00 | \$0.00 | \$0.00 | 0.00 |
| 01 2670 352 000 0000 001 | Other Prof Services Safety | \$0.00 | \$0.00 | \$300.00 | 0.00 |
| 01 2670 352 000 0000 002 | Other Prof Services Safety | \$0.00 | \$0.00 | \$300.00 | 0.00 |
| 01 2670 580 000 0000 000 | Travel Trans, Meals, Hotel Safety | \$110.00 | \$410.52 | \$533.04 | 484.58 |
| 01 2670 610 000 0000 000 | Supplies Safety | \$400.00 | \$298.50 | \$298.50 | 74.63 |
| 01 2670 610 000 0000 001 | Supplies Safety | \$0.00 | \$0.00 | \$4.08 | 0.00 |
| 01 2670 643 000 0000 000 | Web/Cloud Based Software Safety | \$0.00 | \$233.33 | \$233.33 | 0.00 |
| 2670 Safety | | \$10,510.00 | \$942.35 | \$1,728.95 | 17.88 |
| 01 2710 332 000 0000 001 | Mileage Paid to Parents | \$51,000.00 | \$5,691.60 | \$13,448.67 | 26.37 |
| 01 2710 332 000 0000 002 | Mileage Paid to Parents | \$53,000.00 | \$4,189.72 | \$11,763.61 | 22.20 |
| 01 2710 332 000 1190 002 | Mileage Paid to Parents - PreSchool | \$500.00 | \$0.00 | \$0.00 | 0.00 |
| 01 2710 332 000 2751 001 | Mileage Paid to Parents - Option | \$4,000.00 | \$201.92 | \$1,086.86 | 27.17 |
| 01 2710 332 000 2751 002 | Mileage Paid to Parents - Option | \$4,000.00 | \$1,079.48 | \$1,623.49 | 40.59 |
| 01 2710 510 000 0000 001 | Student Transportation Services | \$89,000.00 | \$14,219.11 | \$37,901.30 | 42.59 |
| 01 2710 510 000 0000 002 | Student Transportation Services | \$6,300.00 | \$0.00 | \$1,203.54 | 19.10 |
| 01 2710 520 000 0000 001 | Insurance - Vehicle Oper Reg Ed | \$0.00 | \$0.00 | \$0.00 | 0.00 |
| 01 2710 580 000 0000 001 | Travel Trans, Meals, Hotel Vehicle Oper | \$0.00 | \$0.00 | \$0.00 | 0.00 |
| 01 2710 580 000 0000 002 | Travel Trans, Meals, Hotel Vehicle Oper | \$0.00 | \$0.00 | \$0.00 | 0.00 |
| 01 2710 732 000 0000 001 | Vehicle Acquisition Reg Ed | \$0.00 | \$0.00 | \$0.00 | 0.00 |
| 2710 Vehicle Operation Reg Education | | \$207,800.00 | \$25,381.83 | \$67,027.47 | 32.26 |
| 01 2712 110 000 9001 000 | Reg Emp - Non-Instr - Veh Op - SA SPED | \$0.00 | \$0.00 | \$0.00 | 0.00 |
| 01 2712 110 000 9001 002 | Reg Emp - Non-Instr - Veh Op - SA SPED | \$0.00 | \$7.57 | \$7.57 | 0.00 |
| 01 2712 110 000 9009 000 | Reg Emp - Non-Instr - Veh Op - SA SPED | \$15,000.00 | \$0.00 | \$0.00 | 0.00 |
| 01 2712 110 000 9018 000 | Reg Emp - Non-Instr - Veh Op - SA SPED | \$0.00 | \$1,870.06 | \$5,585.13 | 0.00 |
| 01 2712 122 000 9009 000 | HANDICAP VAN DRIVER SUB SAL | \$1,500.00 | \$0.00 | \$0.00 | 0.00 |
| 01 2712 130 000 9018 000 | HANDICAP VAN DRIVER SAL. | \$0.00 | \$153.30 | \$539.26 | 0.00 |

EXPENDITURE REPORT

November, 2018

| Account Number | Account Description | Revised Budget | Expended During Month | Expenditures to Date | % of Budget |
|--------------------------|---|--------------------|-----------------------|----------------------|--------------|
| 01 2712 210 000 9009 000 | Group Insurance - Non Instructional | \$5,000.00 | \$0.00 | \$0.00 | 0.00 |
| 01 2712 210 000 9018 000 | Group Ins - Van Driver SPED SA | \$0.00 | \$586.49 | \$1,699.70 | 0.00 |
| 01 2712 211 000 9009 000 | HANDICAP VAN DR. INSUR. | \$0.00 | \$0.00 | \$0.00 | 0.00 |
| 01 2712 220 000 9001 002 | Social Security - Non Instr - SA Sped | \$0.00 | \$0.37 | \$0.37 | 0.00 |
| 01 2712 220 000 9009 000 | Social Security - Non-Instructional | \$1,100.00 | \$0.00 | \$0.00 | 0.00 |
| 01 2712 220 000 9018 000 | Soc Sec - Van Driver SPED SA | \$0.00 | \$153.64 | \$465.32 | 0.00 |
| 01 2712 221 000 9009 000 | HANDICAP VAN DR. SOC.SEC. | \$0.00 | \$0.00 | \$0.00 | 0.00 |
| 01 2712 230 000 9001 002 | Retirement - Non Instr Aides Veh SA Sped | \$0.00 | \$0.55 | \$0.55 | 0.00 |
| 01 2712 230 000 9009 000 | Retirement - Non-Instructional | \$1,050.00 | \$0.00 | \$0.00 | 0.00 |
| 01 2712 230 000 9018 000 | Ret - Van Driver SPED SA | \$0.00 | \$148.77 | \$450.31 | 0.00 |
| 01 2712 231 000 9009 000 | HANDICAP VAN DR. RETIRE. | \$0.00 | \$0.00 | \$0.00 | 0.00 |
| 01 2712 237 000 9001 002 | Incr Ret - Non Instr Aides Veh SA Sped | \$0.00 | \$0.19 | \$0.19 | 0.00 |
| 01 2712 237 000 9009 000 | HANDICAP VAN DR. RETIRE | \$350.00 | \$0.00 | \$0.00 | 0.00 |
| 01 2712 237 000 9018 000 | Inc Ret - Van Driver SPED SA | \$0.00 | \$51.09 | \$154.65 | 0.00 |
| 01 2712 290 000 9018 000 | HANDICAP VAN DRIVER SAL. | \$0.00 | \$15.00 | \$45.00 | 0.00 |
| 01 2712 332 000 0000 001 | Mileage Paid to Parents - SPED | \$6,500.00 | \$846.93 | \$2,056.83 | 31.64 |
| 01 2712 332 000 0000 002 | Mileage Paid to Parents - SPED | \$1,700.00 | \$0.00 | \$0.00 | 0.00 |
| 01 2712 520 000 9018 000 | Insurance SPED Vehicle 2017 Ford HC Van | \$0.00 | \$0.00 | \$0.00 | 0.00 |
| 01 2712 732 000 9018 000 | Vehicle Acquisition - SPED | \$0.00 | \$0.00 | \$0.00 | 0.00 |
| 2712 | Vehicle Operation-School Age SPED | \$32,200.00 | \$3,833.96 | \$11,004.88 | 34.18 |
| 01 2713 110 005 0000 002 | Reg Emp - Non-Instr - Veh Op - 0-5 SPED | \$4,000.00 | \$0.00 | \$65.47 | 1.64 |
| 01 2713 110 005 9001 002 | Reg Emp - Non-Instr - Veh Op - 0-5 SPED | \$0.00 | \$95.30 | \$263.99 | 0.00 |
| 01 2713 122 005 0000 002 | PS SPED TRANS-OTHER SUB STAFF SALARIES | \$100.00 | \$0.00 | \$0.00 | 0.00 |
| 01 2713 130 005 0000 002 | PS SPED TRANS-OTHER STAFF SALARIES | \$0.00 | \$0.00 | \$0.00 | 0.00 |
| 01 2713 130 005 9001 002 | PS SPED TRANS-OTHER STAFF SALARIES | \$0.00 | \$0.00 | \$0.00 | 0.00 |
| 01 2713 211 005 0000 002 | PS SPED TRANS-HEALTH INSURANCE | \$0.00 | \$0.00 | \$0.00 | 0.00 |
| 01 2713 220 005 0000 002 | Soc Sect - Van Driver SPED Below 5 | \$0.00 | \$0.00 | \$2.27 | 0.00 |
| 01 2713 220 005 9001 002 | Social Security | \$0.00 | \$4.75 | \$14.92 | 0.00 |
| 01 2713 221 005 0000 002 | PS SPED TRANS-SOCIAL SECURITY | \$300.00 | \$0.00 | \$0.00 | 0.00 |
| 01 2713 230 005 0000 002 | Rett - Van Driver SPED Below 5 | \$0.00 | \$0.00 | \$4.81 | 0.00 |
| 01 2713 230 005 9001 002 | Retirement - Non Inst Van SPED 3-5 | \$0.00 | \$7.01 | \$19.41 | 0.00 |
| 01 2713 231 005 0000 002 | PS SPED TRANS-RETIREMENT | \$275.00 | \$0.00 | \$0.00 | 0.00 |
| 01 2713 237 005 0000 002 | PS SPED TRANS-RETIREMENT 1% | \$100.00 | \$0.00 | \$1.65 | 1.65 |
| 01 2713 237 005 9001 002 | Vehicle Operation - Retirement SPED 0-5 | \$0.00 | \$2.41 | \$6.67 | 0.00 |
| 2713 | Vehicle Operation-Below Age 5 SPED | \$4,775.00 | \$109.47 | \$379.19 | 7.94 |

EXPENDITURE REPORT

November, 2018

| Account Number | Account Description | Revised Budget | Expended During Month | Expenditures to Date | % of Budget |
|--------------------------|---|--------------------|-----------------------|----------------------|--------------|
| 01 2730 352 000 0000 001 | Other Prof Services Vehicle Maint | \$500.00 | \$0.00 | \$0.00 | 0.00 |
| 01 2730 430 000 0000 000 | Repairs & Maint Services Reg Ed Vehicles | \$0.00 | \$50.69 | \$50.69 | 0.00 |
| 01 2730 430 000 9004 000 | Repairs & Maint Services '04Ford Van | \$720.00 | \$0.00 | \$0.00 | 0.00 |
| 01 2730 430 000 9005 000 | Repairs & Maint Services '05 Chevy | \$720.00 | \$595.80 | \$595.80 | 82.75 |
| 01 2730 430 000 9007 000 | Repairs & Maint Services '07 Chevy Van | \$720.00 | \$0.00 | \$0.00 | 0.00 |
| 01 2730 430 000 9011 000 | Repairs & Maint Services '11 Ford Van | \$720.00 | \$0.00 | \$598.00 | 83.06 |
| 01 2730 430 000 9016 000 | Repairs & Maint Services 2016 Dodge Van | \$0.00 | \$537.87 | \$537.87 | 0.00 |
| 01 2730 610 000 0000 000 | Supplies Van Maint | \$0.00 | \$0.00 | \$262.48 | 0.00 |
| 01 2730 626 000 0000 000 | Gasoline Discount | \$0.00 | (\$30.33) | (\$72.48) | 0.00 |
| 01 2730 626 000 9005 001 | Gasoline 05 Chevy Van | \$0.00 | \$127.15 | \$127.15 | 0.00 |
| 01 2730 626 000 9007 000 | Gasoline #7 | \$0.00 | \$0.00 | \$0.00 | 0.00 |
| 01 2730 626 000 9007 001 | Gasoline #7 | \$0.00 | \$0.00 | \$60.22 | 0.00 |
| 01 2730 626 000 9009 000 | Gasoline #9 | \$1,100.00 | \$0.00 | \$27.00 | 2.45 |
| 01 2730 626 000 9010 000 | Gasoline #10 | \$1,100.00 | \$0.00 | \$58.54 | 5.32 |
| 01 2730 626 000 9010 001 | Gasoline #10 | \$0.00 | \$71.40 | \$141.58 | 0.00 |
| 01 2730 626 000 9011 000 | Gasoline #11 | \$0.00 | \$67.50 | \$85.71 | 0.00 |
| 01 2730 626 000 9011 001 | Gasoline #11 | \$1,100.00 | \$251.57 | \$621.77 | 56.52 |
| 01 2730 626 000 9011 002 | Gasoline #11 | \$0.00 | \$0.00 | \$21.90 | 0.00 |
| 01 2730 626 000 9014 001 | Gasoline #14 | \$1,100.00 | \$196.52 | \$815.78 | 74.16 |
| 01 2730 626 000 9015 000 | Gasoline #15 | \$1,200.00 | \$14.89 | \$134.67 | 11.22 |
| 01 2730 626 000 9015 001 | Gasoline #15 | \$1,100.00 | \$88.51 | \$190.49 | 17.32 |
| 01 2730 626 000 9015 002 | Gasoline #15 | \$1,100.00 | \$86.65 | \$173.39 | 15.76 |
| 01 2730 626 000 9016 000 | Gasoline #16 | \$1,200.00 | \$37.35 | \$204.30 | 17.03 |
| 01 2730 626 000 9016 001 | Gasoline #16 | \$1,100.00 | \$36.26 | \$173.81 | 15.80 |
| 01 2730 626 000 9016 002 | Gasoline #16 | \$1,100.00 | \$0.00 | \$103.49 | 9.41 |
| 01 2730 626 000 9017 000 | Gasoline #17 | \$1,200.00 | \$0.00 | \$0.00 | 0.00 |
| 01 2730 626 000 9017 001 | Gasoline #17 | \$1,200.00 | \$305.43 | \$770.82 | 64.24 |
| 01 2730 626 000 9017 002 | Gasoline 2016 Chevy Van | \$0.00 | \$16.80 | \$16.80 | 0.00 |
| 01 2730 890 000 0000 000 | Misc Exp Vehicle Servicing & Maint | \$0.00 | \$20.76 | \$50.69 | 0.00 |
| 01 2730 890 000 0000 001 | Misc Exp - Vehicle Servicing & Maint | \$0.00 | \$0.00 | \$0.00 | 0.00 |
| 01 2730 890 000 0000 002 | Misc Exp Vehicle Maint | \$0.00 | \$0.00 | \$0.00 | 0.00 |
| 2730 | Vehicle Servicing & Maint Reg Ed | \$16,980.00 | \$2,474.82 | \$5,750.47 | 33.87 |
| 01 2732 430 000 9008 000 | Repairs & Maint Services '08 Chevy Van | \$720.00 | \$0.00 | \$0.00 | 0.00 |
| 01 2732 626 000 9008 000 | Gasoline | \$750.00 | \$142.06 | \$312.36 | 41.65 |
| 01 2732 626 000 9008 001 | Gasoline 2008 Chevy Van | \$0.00 | \$30.08 | \$30.08 | 0.00 |
| 01 2732 626 000 9018 000 | Gasoline | \$3,650.00 | \$358.30 | \$799.05 | 21.89 |

| Account Number | Account Description | Revised Budget | Expended During Month | Expenditures to Date | % of Budget |
|--------------------------|---|--------------------|-----------------------|----------------------|---------------|
| 01 2732 890 000 9018 000 | Misc Exp HC Van | \$900.00 | \$8.48 | \$17.16 | 1.91 |
| 2732 | Vehicle Servicing & Maint SPED SA | \$6,020.00 | \$538.92 | \$1,158.65 | 19.25 |
| 01 2733 352 005 9001 002 | Other Prof Services Vehicle Oper Bus | \$50.00 | \$0.00 | \$0.00 | 0.00 |
| 01 2733 430 005 9001 000 | Repairs & Maint Services '00 Mini Bus | \$0.00 | \$0.00 | \$0.00 | 0.00 |
| 01 2733 430 005 9001 002 | Repairs & Maint - Mini Bus | \$700.00 | \$0.00 | \$0.00 | 0.00 |
| 01 2733 626 005 9001 002 | Gasoline | \$700.00 | \$0.00 | \$44.68 | 6.38 |
| 01 2733 890 005 9001 002 | Misc Exp Vehicle Maint SPED 3-5 | \$50.00 | \$0.00 | \$0.00 | 0.00 |
| 2733 | Vehicle Servicing & Maint SPED 0-5 | \$1,500.00 | \$0.00 | \$44.68 | 2.98 |
| 01 3300 110 000 1744 002 | Reg Emp - Non-Instr - Comm Servs Op | \$0.00 | \$5,590.12 | \$5,590.12 | 0.00 |
| 01 3300 220 000 1744 002 | Reg Emp - Non-Instr - Comm Op | \$0.00 | \$427.64 | \$427.64 | 0.00 |
| 01 3300 230 000 1744 002 | Ret - Non Instr Aides Comm Op | \$0.00 | \$181.39 | \$181.39 | 0.00 |
| 01 3300 237 000 1744 002 | Inc Ret - Non Instr Aides Comm Op | \$0.00 | \$62.29 | \$62.29 | 0.00 |
| 01 3300 330 000 1744 002 | Emp Trng & Dev Services Dev Eagles | \$0.00 | \$0.00 | \$0.00 | 0.00 |
| 01 3300 350 000 1744 002 | Technical Services Dev Eagles | \$0.00 | \$0.00 | \$0.00 | 0.00 |
| 01 3300 580 000 1744 002 | Trans, Meals, Hotel Dev Eagles | \$0.00 | \$0.00 | \$0.00 | 0.00 |
| 01 3300 610 000 1744 002 | Supplies Dev Eagles | \$0.00 | \$0.00 | \$0.00 | 0.00 |
| 3300 | Community Services Operations | \$0.00 | \$6,261.44 | \$6,261.44 | 0.00 |
| 01 3535 111 000 0000 001 | Reg Emp - Teach/Prof - HAL | \$0.00 | \$0.00 | \$0.00 | 0.00 |
| 01 3535 111 000 0000 002 | Reg Emp - Teach/Prof - HAL | \$5,900.00 | \$150.43 | \$6,468.29 | 109.63 |
| 01 3535 211 000 0000 001 | HAL HEALTH INSURANCE-E | \$0.00 | \$0.00 | \$0.00 | 0.00 |
| 01 3535 211 000 0000 002 | HAL HEALTH INSURANCE-E | \$150.00 | \$4.33 | \$60.84 | 40.56 |
| 01 3535 221 000 0000 001 | HAL SOC. SEC. - S | \$0.00 | \$0.00 | \$0.00 | 0.00 |
| 01 3535 221 000 0000 002 | HAL SOC. SEC. - E | \$400.00 | \$37.04 | \$520.36 | 130.09 |
| 01 3535 231 000 0000 001 | HAL RETIREMENT-S | \$0.00 | \$0.00 | \$0.00 | 0.00 |
| 01 3535 231 000 0000 002 | HAL RETIREMENT-E | \$400.00 | \$35.60 | \$500.14 | 125.04 |
| 01 3535 237 000 0000 001 | HAL RETIREMENT-S | \$0.00 | \$0.00 | \$0.00 | 0.00 |
| 01 3535 237 000 0000 002 | HAL RETIREMENT-E | \$150.00 | \$12.23 | \$171.76 | 114.51 |
| 01 3535 281 000 0000 001 | HAL-HSA Deduction-SEC. | \$0.00 | \$0.00 | \$0.00 | 0.00 |
| 3535 | High Ability Learners | \$7,000.00 | \$239.63 | \$7,721.39 | 110.31 |
| 01 3551 610 000 0000 001 | Supplies ReVISION Gr | \$50,000.00 | \$0.00 | \$0.00 | 0.00 |
| 3551 | ReVISION Action Grant | \$50,000.00 | \$0.00 | \$0.00 | 0.00 |
| 01 4700 352 000 0000 001 | Other Prof Services Bldg Improv | \$0.00 | \$3,961.00 | \$12,599.00 | 0.00 |
| 01 4700 420 000 0000 001 | Cleaning Services-Bldg Improv | \$0.00 | \$0.00 | \$0.00 | 0.00 |
| 01 4700 450 000 0000 001 | Bldg Improv Construction Services | \$0.00 | \$0.00 | \$211,082.52 | 0.00 |
| 01 4700 520 000 0000 001 | Insurance - Building Improvements | \$0.00 | \$0.00 | \$0.00 | 0.00 |
| 01 4700 610 000 0000 001 | Supplies Bldg Improvements | \$0.00 | \$0.00 | \$0.00 | 0.00 |

EXPENDITURE REPORT

November, 2018

| Account Number | Account Description | Revised Budget | Expended During Month | Expenditures to Date | % of Budget |
|--------------------------|--|---------------------|-----------------------|----------------------|--------------|
| 01 4700 720 000 0000 001 | Buildings-Acquiring Buildings & Const | \$0.00 | \$0.00 | \$0.00 | 0.00 |
| 01 4700 831 000 0000 001 | Redemption of Principal Bldg Improv | \$0.00 | \$420,000.00 | \$420,000.00 | 0.00 |
| 01 4700 832 000 0000 001 | Interest on Long-Term Debt | \$0.00 | \$11,368.75 | \$11,368.75 | 0.00 |
| 01 4700 833 000 0000 001 | Other Debt-Related Costs | \$0.00 | \$200.00 | \$200.00 | 0.00 |
| 4700 | Building Improvements | \$0.00 | \$435,529.75 | \$655,250.27 | 0.00 |
| 01 6200 111 000 0000 002 | Reg Emp - Teach/Prof - Title I Pt A ESSA | \$100,000.00 | \$5,059.67 | \$15,179.01 | 15.18 |
| 01 6200 211 000 0000 002 | TITLE I HEALTH INS - E | \$24,000.00 | \$1,602.27 | \$4,806.81 | 20.03 |
| 01 6200 221 000 0000 002 | TITLE I SOCIAL SECURITY - E | \$7,000.00 | \$383.06 | \$1,149.18 | 16.42 |
| 01 6200 231 000 0000 002 | TITLE I RETIREMENT - E | \$7,000.00 | \$372.02 | \$1,116.06 | 15.94 |
| 01 6200 237 000 0000 002 | TITLE I RETIREMENT 1%- E | \$2,000.00 | \$127.76 | \$383.28 | 19.16 |
| 01 6200 350 000 0000 002 | Technical Services - Title IA | \$0.00 | \$0.00 | \$0.00 | 0.00 |
| 01 6200 580 000 0000 002 | Travel Trans, Meals, Hotel Title IA | \$0.00 | \$0.00 | \$0.00 | 0.00 |
| 01 6200 610 000 0000 002 | Supplies Title IA | \$0.00 | \$0.00 | \$0.00 | 0.00 |
| 01 6200 610 000 1195 002 | Supplies Title IA St Marys | \$0.00 | \$45.13 | \$2,234.13 | 0.00 |
| 01 6200 643 000 0000 002 | Web/Cloud Based Software Title I | \$0.00 | \$0.00 | \$0.00 | 0.00 |
| 01 6200 643 000 1195 002 | Web/Cloud Based Software Title I SM | \$0.00 | \$0.00 | \$0.00 | 0.00 |
| 01 6200 650 000 0000 002 | Supplies Technology Related Title I | \$20,000.00 | \$0.00 | \$0.00 | 0.00 |
| 6200 | Title I, Part A ESSA | \$160,000.00 | \$7,589.91 | \$24,868.47 | 15.54 |
| 01 6210 159 000 0000 002 | Stipends Title I Acct | \$4,000.00 | \$0.00 | \$0.00 | 0.00 |
| 01 6210 211 000 0000 002 | Group Insurance Title I Acct | \$250.00 | \$0.00 | \$0.00 | 0.00 |
| 01 6210 221 000 0000 002 | Social Security Title I Acct | \$350.00 | \$0.00 | \$0.00 | 0.00 |
| 01 6210 231 000 0000 002 | Retirement Title I Acct | \$300.00 | \$0.00 | \$0.00 | 0.00 |
| 01 6210 237 000 0000 002 | Increased Retirement Title I Acct | \$100.00 | \$0.00 | \$0.00 | 0.00 |
| 01 6210 580 000 0000 002 | Travel Trans, Meals, Hotel Title IA Acct | \$9,000.00 | \$0.00 | \$0.00 | 0.00 |
| 6210 | Title I, Part A Accountability | \$14,000.00 | \$0.00 | \$0.00 | 0.00 |
| 01 6310 111 000 0000 002 | Reg Emp - Teach/Prof - Title II-A ESSA | \$0.00 | \$0.00 | \$0.00 | 0.00 |
| 01 6310 151 000 0000 001 | TITLE IIA SALARIES-E | \$0.00 | \$0.00 | \$273.00 | 0.00 |
| 01 6310 151 000 0000 002 | TITLE IIA SALARIES-E | \$0.00 | \$0.00 | \$2,394.00 | 0.00 |
| 01 6310 159 000 0000 001 | TITLE IIA STIPENDS-S | \$0.00 | \$0.00 | \$0.00 | 0.00 |
| 01 6310 159 000 0000 002 | TITLE IIA STIPENDS-E | \$0.00 | \$0.00 | \$0.00 | 0.00 |
| 01 6310 211 000 0000 002 | TITLE IIA HEALTH INS-E | \$0.00 | \$0.00 | \$0.00 | 0.00 |
| 01 6310 221 000 0000 001 | TITLE IIA SOC SEC-S | \$0.00 | \$0.00 | \$20.85 | 0.00 |
| 01 6310 221 000 0000 002 | TITLE IIA SOC SEC-E | \$0.00 | \$0.00 | \$183.17 | 0.00 |
| 01 6310 231 000 0000 001 | TITLE IIA RETIREMENT-S | \$0.00 | \$0.00 | \$20.07 | 0.00 |
| 01 6310 231 000 0000 002 | TITLE IIA RETIREMENT-E | \$0.00 | \$0.00 | \$176.03 | 0.00 |
| 01 6310 237 000 0000 001 | TITLE IIA RETIREMENT-S | \$0.00 | \$0.00 | \$6.88 | 0.00 |

EXPENDITURE REPORT

November, 2018

| Account Number | Account Description | Revised Budget | Expended During Month | Expenditures to Date | % of Budget |
|--------------------------|--|--------------------|-----------------------|----------------------|--------------|
| 01 6310 237 000 0000 002 | TITLE IIA RETIREMENT-E | \$0.00 | \$0.00 | \$60.45 | 0.00 |
| 01 6310 330 000 0000 000 | Employee Training & Development Services | \$0.00 | \$100.00 | \$100.00 | 0.00 |
| 01 6310 330 000 0000 001 | Employee Training & Development Services | \$0.00 | \$0.00 | \$250.00 | 0.00 |
| 01 6310 330 000 0000 002 | Employee Training & Development Services | \$10,750.00 | \$20.00 | \$20.00 | 0.19 |
| 01 6310 330 000 1108 002 | Employee Trng & Devt Services Band | \$0.00 | \$0.00 | \$0.00 | 0.00 |
| 01 6310 330 000 1141 001 | Employee Trng & Develop Services Music | \$0.00 | \$0.00 | \$0.00 | 0.00 |
| 01 6310 330 000 1141 002 | Employee Trng & Devt Services Music | \$0.00 | \$100.00 | \$100.00 | 0.00 |
| 01 6310 330 000 1195 001 | Employee Trng Title IIA St. Marys | \$0.00 | \$0.00 | \$205.00 | 0.00 |
| 01 6310 330 000 1195 002 | Employee Trng/Dev Services St. Marys | \$0.00 | \$0.00 | \$0.00 | 0.00 |
| 01 6310 333 000 0000 000 | Mileage Paid to Staff Title IIA | \$0.00 | \$559.31 | \$1,078.55 | 0.00 |
| 01 6310 333 000 0000 001 | Mileage Paid to Staff Title IIA | \$0.00 | \$0.00 | \$172.76 | 0.00 |
| 01 6310 333 000 0000 002 | Mileage Paid to Staff Title IIA | \$0.00 | \$0.00 | \$1,171.74 | 0.00 |
| 01 6310 333 000 1195 000 | Mileage Paid to Staff St Marys Title IIA | \$0.00 | \$0.00 | \$85.02 | 0.00 |
| 01 6310 333 000 1195 002 | Mileage Paid to Staff Title IIA SM | \$0.00 | \$0.00 | \$186.39 | 0.00 |
| 01 6310 350 000 0000 001 | Technical Services - Title IIA | \$0.00 | \$0.00 | \$0.00 | 0.00 |
| 01 6310 350 000 0000 002 | Technical Services - Title IIA | \$0.00 | \$0.00 | \$0.00 | 0.00 |
| 01 6310 580 000 0000 000 | Travel Trans, Meals, Hotel Title IIA | \$0.00 | \$63.66 | \$172.86 | 0.00 |
| 01 6310 580 000 0000 001 | Travel Trans, Meals, Hotel Title IIA | \$9,000.00 | \$0.00 | \$243.36 | 2.70 |
| 01 6310 580 000 0000 002 | Travel Trans, Meals, Hotel Title IIA | \$9,000.00 | \$0.00 | \$953.57 | 10.60 |
| 01 6310 580 000 1108 001 | Travel Trans Meals Hotel Title IIA Band | \$0.00 | \$0.00 | \$0.00 | 0.00 |
| 01 6310 580 000 1141 001 | Travel Trans Meals Hotel Title IIA Music | \$0.00 | \$0.00 | \$0.00 | 0.00 |
| 01 6310 580 000 1141 002 | Travel Trans Meals Hotel Title IIA Music | \$0.00 | \$0.00 | \$0.00 | 0.00 |
| 01 6310 580 000 1148 001 | Travel Trans, Meals, Hotel Title IIA Sci | \$0.00 | \$0.00 | \$0.00 | 0.00 |
| 01 6310 580 000 1190 002 | Travel Trans, Meals, Hotel Title IIA PK | \$0.00 | \$0.00 | \$0.00 | 0.00 |
| 01 6310 580 000 1195 002 | TravelTrans, Meals, Hotel Title IIA SM | \$0.00 | \$0.00 | \$3.26 | 0.00 |
| 01 6310 610 000 0000 001 | Supplies Title IIA | \$0.00 | \$0.00 | \$0.00 | 0.00 |
| 01 6310 610 000 0000 002 | Supplies Title IIA | \$0.00 | \$0.00 | \$0.00 | 0.00 |
| 01 6310 610 000 1195 000 | Supplies Title IIA St. Marys | \$0.00 | \$0.00 | \$0.00 | 0.00 |
| 01 6310 643 000 0000 002 | Web/Cloud Based Software Title IIA | \$0.00 | \$0.00 | \$0.00 | 0.00 |
| 6310 | Title II, Part A ESSA | \$28,750.00 | \$842.97 | \$7,876.96 | 27.40 |
| 01 6315 123 000 0000 001 | TITLE IIB MATH/SCI SUB SALARY-S | \$0.00 | \$0.00 | \$0.00 | 0.00 |
| 01 6315 159 000 0000 001 | TITLE IIB MATH/SCI STIPENDS-S | \$0.00 | \$0.00 | \$0.00 | 0.00 |
| 01 6315 221 000 0000 001 | TITLE IIB MATH/SCI SOC SEC-S | \$0.00 | \$0.00 | \$0.00 | 0.00 |
| 01 6315 231 000 0000 001 | TITLE IIB MATH/SCI RETIREMENT-S | \$0.00 | \$0.00 | \$0.00 | 0.00 |
| 01 6315 237 000 0000 001 | TITLE IIB MATH/SCI RETIREMENT-S | \$0.00 | \$0.00 | \$0.00 | 0.00 |
| 01 6315 580 000 0000 001 | Travel Trans, Meals, Hotel Title IIB | \$0.00 | \$0.00 | \$0.00 | 0.00 |

EXPENDITURE REPORT

November, 2018

| Account Number | Account Description | Revised Budget | Expended During Month | Expenditures to Date | % of Budget |
|--------------------------|---|----------------|-----------------------|----------------------|-------------|
| 6315 | Title II, Part B: Math & Science | \$0.00 | \$0.00 | \$0.00 | 0.00 |
| 01 6404 111 000 0000 002 | Reg Emp - Teach/Prof - IDEA-B - B-4 | \$0.00 | \$0.00 | \$0.00 | 0.00 |
| 01 6404 111 002 0000 002 | Reg Emp - Teach/Prof - IDEA-B - B-2 | \$2,000.00 | \$600.21 | \$4,856.25 | 242.81 |
| 01 6404 111 005 0000 002 | Reg Emp - Teach/Prof - IDEA-B - 3-5 | \$27,000.00 | \$2,400.83 | \$11,869.17 | 43.96 |
| 01 6404 112 005 0000 002 | Reg Emp - Instr Aides - IDEA-B - 3-5 | \$10,000.00 | \$0.00 | \$1,193.06 | 11.93 |
| 01 6404 122 000 0000 002 | PS SUB AIDES SALARIES | \$0.00 | \$0.00 | \$0.00 | 0.00 |
| 01 6404 123 000 0000 002 | Temp Emp - Teach/Prof - Sub - IDEA-B | \$0.00 | \$0.00 | \$0.00 | 0.00 |
| 01 6404 123 002 0000 002 | Temp Emp - Teach/Prof - Sub - IDEA-B B-2 | \$100.00 | \$12.50 | \$25.00 | 25.00 |
| 01 6404 123 005 0000 002 | Temp Emp - Teach/Prof - Sub - IDEA-B 3-5 | \$100.00 | \$50.00 | \$100.00 | 100.00 |
| 01 6404 150 002 0000 002 | TRANSLATOR SALARIES-B-2 | \$0.00 | \$0.00 | \$0.00 | 0.00 |
| 01 6404 150 005 0000 002 | TRANSLATOR SALARIES-3-5 | \$0.00 | \$0.00 | \$0.00 | 0.00 |
| 01 6404 159 002 0000 002 | PRESCHOOL STIPENDS | \$0.00 | \$0.00 | \$0.00 | 0.00 |
| 01 6404 159 005 0000 002 | PRESCHOOL STIPENDS | \$0.00 | \$0.00 | \$0.00 | 0.00 |
| 01 6404 211 000 0000 002 | PRESCHOOL-HEALTH INS | \$0.00 | \$0.00 | \$0.00 | 0.00 |
| 01 6404 211 002 0000 002 | PRESCHOOL-HEALTH INS B-2 | \$1,000.00 | \$200.28 | \$1,722.42 | 172.24 |
| 01 6404 211 005 0000 002 | PRESCHOOL-HEALTH INS 3-5 | \$12,000.00 | \$801.14 | \$3,685.24 | 30.71 |
| 01 6404 212 000 0000 002 | Group Insurance - Instructional Aides | \$0.00 | \$0.00 | \$0.00 | 0.00 |
| 01 6404 221 000 0000 002 | PRESCHOOL SOCIAL SECURITY | \$0.00 | \$0.00 | \$0.00 | 0.00 |
| 01 6404 221 002 0000 002 | PRESCHOOL SOCIAL SECURITY- B-2 | \$200.00 | \$45.42 | \$361.54 | 180.77 |
| 01 6404 221 005 0000 002 | PRESCHOOL SOCIAL SECURITY- 3-5 | \$2,500.00 | \$181.66 | \$869.82 | 34.79 |
| 01 6404 222 005 0000 002 | Soc Sec IDEA Part B | \$0.00 | \$0.00 | \$91.27 | 0.00 |
| 01 6404 223 002 0000 002 | Social Security - SPED - Subs B-2 PS | \$0.00 | \$0.96 | \$1.92 | 0.00 |
| 01 6404 223 005 0000 002 | Social Security - SPED - Subs 3-5 PS | \$0.00 | \$3.83 | \$7.66 | 0.00 |
| 01 6404 231 000 0000 002 | PRESCHOOL RETIREMENT | \$0.00 | \$0.00 | \$0.00 | 0.00 |
| 01 6404 231 002 0000 002 | PRESCHOOL RETIREMENT B-2 | \$500.00 | \$44.13 | \$357.05 | 71.41 |
| 01 6404 231 005 0000 002 | PRESCHOOL RETIREMENT 3-5 | \$3,000.00 | \$176.53 | \$872.71 | 29.09 |
| 01 6404 237 000 0000 002 | PRESCHOOL RETIREMENT 1% | \$0.00 | \$0.00 | \$0.00 | 0.00 |
| 01 6404 237 002 0000 002 | PRESCHOOL RETIREMENT 1% B-2 | \$500.00 | \$15.16 | \$122.64 | 24.53 |
| 01 6404 237 005 0000 002 | PRESCHOOL RETIREMENT 1% 3-5 | \$1,100.00 | \$60.62 | \$299.70 | 27.25 |
| 01 6404 320 002 0000 002 | Professional Educational Services B-2 | \$5,500.00 | (\$1,008.45) | \$779.25 | 14.17 |
| 01 6404 320 005 0000 002 | Professional Educational Services 3-5 | \$5,750.00 | \$176.02 | \$966.70 | 16.81 |
| 01 6404 333 002 0000 002 | Mileage Paid to Staff | \$0.00 | \$0.00 | \$0.00 | 0.00 |
| 01 6404 340 000 0000 002 | Other Prof Services - IDEA (B-4) | \$0.00 | \$0.00 | \$0.00 | 0.00 |
| 01 6404 340 002 0000 002 | Other Prof Services - IDEA (B-2) | \$0.00 | \$0.00 | \$0.00 | 0.00 |
| 01 6404 340 005 0000 002 | Other Prof Services - IDEA (3-5) | \$0.00 | \$0.00 | \$0.00 | 0.00 |
| 01 6404 580 000 0000 002 | Travel Trans, Meals, Hotel IDEA B-4 | \$0.00 | \$0.00 | \$0.00 | 0.00 |

EXPENDITURE REPORT

November, 2018

| Account Number | Account Description | Revised Budget | Expended During Month | Expenditures to Date | % of Budget |
|--------------------------|--|--------------------|-----------------------|----------------------|--------------|
| 01 6404 580 002 0000 002 | Travel Trans, Meals, Hotel IDEA B-2 | \$0.00 | \$0.00 | \$0.00 | 0.00 |
| 01 6404 580 005 0000 002 | Travel Trans, Meals, Hotel IDEA 3-5 | \$0.00 | \$0.00 | \$0.00 | 0.00 |
| 01 6404 591 002 0000 002 | Services Purchased from ESU/Sch Dist | \$0.00 | \$650.00 | \$1,250.00 | 0.00 |
| 01 6404 591 005 0000 002 | Services Purchased from ESU/Sch Dist | \$0.00 | \$165.00 | \$330.00 | 0.00 |
| 01 6404 610 000 0000 002 | Supplies IDEA Part B (611) B-4 | \$0.00 | \$0.00 | \$0.00 | 0.00 |
| 01 6404 610 005 0000 002 | Supplies IDEA Part B (611) 3-5 | \$0.00 | \$0.00 | \$0.00 | 0.00 |
| 6404 | IDEA Part B (611) Base Birth to 4 | \$71,250.00 | \$4,575.84 | \$29,761.40 | 41.77 |
| 01 6406 340 000 0000 002 | Other Prof Services - IDEA (3-4) | \$3,000.00 | \$0.00 | \$0.00 | 0.00 |
| 6406 | IDEA Preschool (619) Ages 3-4 | \$3,000.00 | \$0.00 | \$0.00 | 0.00 |
| 01 6410 111 000 0000 002 | Reg Emp - Teach/Prof - IDEA-E/P | \$0.00 | \$0.00 | \$7,539.34 | 0.00 |
| 01 6410 111 002 0000 002 | Reg Emp - Teach/Prof - IDEA-E/P - B-2 | \$18,000.00 | \$1,508.98 | \$1,508.98 | 8.38 |
| 01 6410 111 005 0000 002 | Reg Emp - Teach/Prof - IDEA-E/P - 3-5 | \$28,000.00 | \$2,333.34 | \$2,333.34 | 8.33 |
| 01 6410 112 005 0000 002 | Reg Emp - Instr Aides - IDEA E/P - 3-5 | \$30,000.00 | \$604.35 | \$604.35 | 2.01 |
| 01 6410 122 000 0000 002 | IDEA E/P SUB SALARIES-PS | \$0.00 | \$0.00 | \$0.00 | 0.00 |
| 01 6410 123 000 0000 002 | Temp Emp - Teach/Prof - Sub - IDEA E/P | \$0.00 | \$0.00 | \$50.00 | 0.00 |
| 01 6410 123 002 0000 002 | Temp Emp - Teach/Prof - Sub - IDEA E/P | \$0.00 | \$122.50 | \$122.50 | 0.00 |
| 01 6410 123 005 0000 002 | SUBSTITUTE OR TEMPORARY SALARIES (3-5) | \$0.00 | \$0.00 | \$0.00 | 0.00 |
| 01 6410 150 002 0000 002 | IDEA E/P- Non Instr Add'l Salaries B-2 | \$0.00 | \$0.00 | \$0.00 | 0.00 |
| 01 6410 150 005 0000 002 | TRANSLATOR SALARIES (3-5) | \$0.00 | \$0.00 | \$0.00 | 0.00 |
| 01 6410 151 002 0000 002 | IDEA E/P - Add'l Comp Teach/Prof | \$0.00 | \$0.00 | \$0.00 | 0.00 |
| 01 6410 151 005 0000 002 | IDEA E/P - Add'l Comp Teach/Prof | \$0.00 | \$0.00 | \$0.00 | 0.00 |
| 01 6410 159 002 0000 002 | IDEA E/P REGULAR STIPENDS B-2 | \$0.00 | \$0.00 | \$0.00 | 0.00 |
| 01 6410 159 005 0000 002 | IDEA E/P REGULAR STIPENDS 3-5 | \$0.00 | \$0.00 | \$0.00 | 0.00 |
| 01 6410 211 000 0000 002 | IDEA E/P HEALTH INSURANCE-E | \$10,000.00 | \$0.00 | \$3,204.54 | 32.05 |
| 01 6410 211 002 0000 002 | IDEA E/P HEALTH INSURANCE (B-2) | \$7,000.00 | \$560.80 | \$560.80 | 8.01 |
| 01 6410 211 005 0000 002 | IDEA E/P HEALTH INSURANCE (3-5) | \$7,500.00 | \$640.91 | \$640.91 | 8.55 |
| 01 6410 212 005 0000 002 | Group Insurance - Instructional Aides | \$0.00 | \$0.00 | \$0.00 | 0.00 |
| 01 6410 220 002 0000 002 | IDEA E/P FICA - Non Instructional | \$0.00 | \$0.00 | \$0.00 | 0.00 |
| 01 6410 221 000 0000 002 | IDEA E/P SOCIAL SECURITY-E | \$3,000.00 | \$0.00 | \$484.06 | 16.14 |
| 01 6410 221 002 0000 002 | IDEA E/P FICA B-2 | \$3,000.00 | \$111.20 | \$111.20 | 3.71 |
| 01 6410 221 005 0000 002 | IDEA E/P FICA 3-5 | \$6,000.00 | \$162.42 | \$162.42 | 2.71 |
| 01 6410 222 005 0000 002 | Social Security - Instructional Aides | \$0.00 | \$46.23 | \$46.23 | 0.00 |
| 01 6410 223 000 0000 002 | Social Security - Substitute Teachers | \$0.00 | \$0.00 | \$3.82 | 0.00 |
| 01 6410 223 002 0000 002 | Social Security - Subs - B-2 PS | \$0.00 | \$9.34 | \$9.34 | 0.00 |
| 01 6410 230 002 0000 002 | IDEA E/P Ret-Non Instruct B-2 | \$0.00 | \$0.00 | \$0.00 | 0.00 |
| 01 6410 230 005 0000 002 | Retirement - Non-Instructional | \$0.00 | \$0.00 | \$0.00 | 0.00 |

EXPENDITURE REPORT

November, 2018

| Account Number | Account Description | Revised Budget | Expended During Month | Expenditures to Date | % of Budget |
|--------------------------|--|---------------------|-----------------------|----------------------|--------------|
| 01 6410 231 000 0000 002 | IDEA E/P Retirement | \$3,000.00 | \$0.00 | \$554.36 | 18.48 |
| 01 6410 231 002 0000 002 | IDEA E/P Retirement B-2 | \$2,000.00 | \$110.96 | \$110.96 | 5.55 |
| 01 6410 231 005 0000 002 | IDEA E/P Retirement 3-5 | \$3,500.00 | \$171.56 | \$171.56 | 4.90 |
| 01 6410 232 005 0000 002 | Retirement - Instructional Aides | \$0.00 | \$0.00 | \$0.00 | 0.00 |
| 01 6410 237 000 0000 002 | IDEA E/P Increased Retirement | \$0.00 | \$0.00 | \$190.36 | 0.00 |
| 01 6410 237 002 0000 002 | IDEA E/P Increased Retirement B-2 | \$0.00 | \$38.10 | \$38.10 | 0.00 |
| 01 6410 237 005 0000 002 | IDEA E/P Increased Retirement 3-5 | \$0.00 | \$58.92 | \$58.92 | 0.00 |
| 01 6410 281 005 0000 002 | IDEA ENROLLMENT/POVERTY - HSA Deduction | \$0.00 | \$0.00 | \$0.00 | 0.00 |
| 01 6410 320 002 0000 002 | Prof Educational Services IDEA (B-2) | \$0.00 | \$1,710.58 | \$1,710.58 | 0.00 |
| 01 6410 320 005 0000 002 | Prof Educational Services IDEA (3-5) | \$0.00 | \$411.68 | \$411.68 | 0.00 |
| 01 6410 340 000 0000 001 | Other Prof Services - IDEA E/P | \$0.00 | \$0.00 | \$0.00 | 0.00 |
| 01 6410 340 000 0000 002 | Other Prof Services - IDEA E/P | \$0.00 | \$0.00 | \$0.00 | 0.00 |
| 01 6410 340 002 0000 002 | Other Professional Services B-2 SPED | \$0.00 | \$0.00 | \$0.00 | 0.00 |
| 01 6410 340 005 0000 002 | Other Professional Services 3-5 SPED | \$0.00 | \$0.00 | \$0.00 | 0.00 |
| 01 6410 580 002 0000 002 | Travel Trans, Meals, Hotel IDEA E/P B-2 | \$0.00 | \$0.00 | \$0.00 | 0.00 |
| 01 6410 580 005 0000 002 | Travel Trans, Meals, Hotel IDEA E/P 3-5 | \$0.00 | \$0.00 | \$0.00 | 0.00 |
| 01 6410 591 002 0000 002 | Services Purchased from ESU B-2 | \$0.00 | \$0.00 | \$0.00 | 0.00 |
| 6410 | IDEA Enrollment/Poverty (611) | \$121,000.00 | \$8,601.87 | \$20,628.35 | 17.05 |
| 01 6412 111 000 0000 002 | Reg Emp - Teach/Prof - IDEA-B Prop Share | \$11,000.00 | \$388.03 | \$388.03 | 3.53 |
| 01 6412 112 000 0000 002 | Reg Emp - Instr Aides - IDEA-B - Prop Sh | \$3,316.00 | \$0.00 | \$0.00 | 0.00 |
| 01 6412 123 000 0000 002 | NON PUBLIC SUB SALARIES-E | \$150.00 | \$31.50 | \$31.50 | 21.00 |
| 01 6412 159 000 0000 002 | NON PUBLIC STIPENDS - E | \$0.00 | \$0.00 | \$0.00 | 0.00 |
| 01 6412 211 000 0000 002 | NON PUBLIC HEALTH INS-E | \$3,500.00 | \$144.20 | \$144.20 | 4.12 |
| 01 6412 221 000 0000 002 | NON PUBLIC SOC SEC-E | \$775.00 | \$28.59 | \$28.59 | 3.69 |
| 01 6412 223 000 0000 002 | NON PUBLIC SUB SALARIES-E | \$0.00 | \$2.42 | \$2.42 | 0.00 |
| 01 6412 231 000 0000 002 | NON PUBLIC RETIREMENT-E | \$775.00 | \$28.53 | \$28.53 | 3.68 |
| 01 6412 237 000 0000 002 | NON PUBLIC RETIREMENT 1%-E | \$300.00 | \$9.80 | \$9.80 | 3.27 |
| 01 6412 320 000 0000 002 | Professional Educational Services | \$0.00 | \$406.73 | \$1,046.98 | 0.00 |
| 01 6412 340 000 0000 002 | Other Prof Services - IDEA Prop Share | \$0.00 | \$0.00 | \$0.00 | 0.00 |
| 01 6412 580 000 0000 002 | Travel Trans, Meals, Hotel Prop Share | \$0.00 | \$0.00 | \$0.00 | 0.00 |
| 6412 | IDEA Part B Proportionate Share | \$19,816.00 | \$1,039.80 | \$1,680.05 | 8.48 |
| 01 6415 123 000 0000 001 | SCIP GRANT-SUBSTITUTE | \$0.00 | \$0.00 | \$0.00 | 0.00 |
| 01 6415 159 000 0000 002 | SCIP GRANT-STIPEND - E | \$0.00 | \$0.00 | \$0.00 | 0.00 |
| 01 6415 221 000 0000 002 | SCIP GRANT-SOCIAL SECURITY | \$0.00 | \$0.00 | \$0.00 | 0.00 |
| 01 6415 231 000 0000 002 | SCIP GRANT-RETIREMENT-E | \$0.00 | \$0.00 | \$0.00 | 0.00 |
| 01 6415 237 000 0000 002 | SCIP GRANT-RETIREMENT-E | \$0.00 | \$0.00 | \$0.00 | 0.00 |

EXPENDITURE REPORT

November, 2018

| Account Number | Account Description | Revised Budget | Expended During Month | Expenditures to Date | % of Budget |
|--------------------------|---|-------------------|-----------------------|----------------------|--------------|
| 6415 | IDEA Special Projects | \$0.00 | \$0.00 | \$0.00 | 0.00 |
| 01 6418 123 000 0000 002 | IDEA SUBSTITITE SALARIES - PS | \$0.00 | \$0.00 | \$600.00 | 0.00 |
| 01 6418 223 000 0000 002 | Soc Sec IDEA Part B PEaK - Subs | \$0.00 | \$0.00 | \$45.90 | 0.00 |
| 01 6418 580 000 0000 002 | TravelTrans, Meals, Hotel IDEA Pt B PEaK | \$0.00 | \$0.00 | \$357.00 | 0.00 |
| 6418 | IDEA Part B PEaK Projects | \$0.00 | \$0.00 | \$1,002.90 | 0.00 |
| 01 6690 123 000 0000 001 | OTHER FED-SUB SALARIES-S | \$0.00 | \$0.00 | \$0.00 | 0.00 |
| 01 6690 123 000 0000 002 | OTHER FED-SUB SALARIES-E | \$0.00 | \$0.00 | \$0.00 | 0.00 |
| 01 6690 159 000 0000 002 | STIPENDS (PBIS) | \$7,500.00 | \$0.00 | \$0.00 | 0.00 |
| 01 6690 221 000 0000 001 | OTHER FED-SOCIAL SECURITY-S | \$0.00 | \$0.00 | \$0.00 | 0.00 |
| 01 6690 221 000 0000 002 | OTHER FED-SOCIAL SECURITY-E | \$0.00 | \$0.00 | \$0.00 | 0.00 |
| 01 6690 231 000 0000 002 | OTHER FED-RETIREMENT-E | \$0.00 | \$0.00 | \$0.00 | 0.00 |
| 01 6690 237 000 0000 002 | OTHER FED-RETIREMENT 1%-E | \$0.00 | \$0.00 | \$0.00 | 0.00 |
| 01 6690 350 000 0000 002 | Technical Services - Other Fed Non-Cat | \$0.00 | \$0.00 | \$0.00 | 0.00 |
| 01 6690 580 000 0000 002 | Travel Trans, Meals, Hotel Other Fed | \$0.00 | \$0.00 | \$0.00 | 0.00 |
| 6690 | Other Fed Non-Categorical Exp | \$7,500.00 | \$0.00 | \$0.00 | 0.00 |
| 01 6700 123 000 0000 001 | PERKINS GRANT SUB SALARY-S | \$0.00 | \$0.00 | \$0.00 | 0.00 |
| 01 6700 159 000 0000 001 | PERKINS GRANT STIPEND - S | \$6,000.00 | \$0.00 | \$0.00 | 0.00 |
| 01 6700 221 000 0000 001 | PERKINS SOC. SEC.-S | \$0.00 | \$0.00 | \$0.00 | 0.00 |
| 01 6700 231 000 0000 001 | PERKINS RETIREMENT-SEC | \$0.00 | \$0.00 | \$0.00 | 0.00 |
| 01 6700 237 000 0000 001 | PERKINS RETIREMENT-SEC | \$0.00 | \$0.00 | \$0.00 | 0.00 |
| 01 6700 330 000 0000 000 | Employee Trng & Develop Services Perkins | \$0.00 | \$180.00 | \$180.00 | 0.00 |
| 01 6700 330 000 0000 001 | Employee Trng & Develop Services Perkins | \$0.00 | \$180.00 | \$180.00 | 0.00 |
| 01 6700 330 000 0000 002 | Employee Trng & Develop Services Perkins | \$0.00 | \$180.00 | \$180.00 | 0.00 |
| 01 6700 580 000 0000 000 | Travel Exp Trans, Meals, Hotel Perkins | \$0.00 | \$0.00 | \$0.00 | 0.00 |
| 01 6700 580 000 0000 001 | Travel Trans, Meals, Hotel Perkins | \$0.00 | \$0.00 | \$0.00 | 0.00 |
| 01 6700 580 000 0000 002 | Travel Trans, Meals, Hotel Perkins | \$0.00 | \$0.00 | \$0.00 | 0.00 |
| 01 6700 610 000 0000 001 | Supplies Fed Voc & Applied Tech Perkins | \$0.00 | \$0.00 | \$0.00 | 0.00 |
| 01 6700 650 000 0000 001 | Supplies Technology Related Perkins | \$0.00 | \$0.00 | \$0.00 | 0.00 |
| 6700 | Fed Voc & Applied Tech (Perkins) | \$6,000.00 | \$540.00 | \$540.00 | 18.42 |
| 01 6915 112 000 0000 002 | Reg Emp - Instr Aides - Title I-C ESSA | \$0.00 | \$0.00 | \$0.00 | 0.00 |
| 01 6915 159 000 0000 001 | TITLE IC MIGRANT ED STIPENDS-S | \$4,300.00 | \$0.00 | \$0.00 | 0.00 |
| 01 6915 159 000 0000 002 | TITLE IC MIGRANT ED STIPENDS-E | \$0.00 | \$0.00 | \$0.00 | 0.00 |
| 01 6915 221 000 0000 001 | TITLE IC MIGRANT ED SS-S | \$300.00 | \$0.00 | \$0.00 | 0.00 |
| 01 6915 221 000 0000 002 | TITLE IC MIGRANT ED SS-E | \$0.00 | \$0.00 | \$0.00 | 0.00 |
| 01 6915 231 000 0000 001 | TITLE IC MIGRANT ED RETIRE-S | \$300.00 | \$0.00 | \$0.00 | 0.00 |
| 01 6915 231 000 0000 002 | TITLE IC MIGRANT ED RETIRE-E | \$0.00 | \$0.00 | \$0.00 | 0.00 |

EXPENDITURE REPORT

November, 2018

| Account Number | Account Description | Revised Budget | Expended During Month | Expenditures to Date | % of Budget |
|--------------------------|--|-------------------|-----------------------|----------------------|--------------|
| 01 6915 237 000 0000 001 | TITLE IC MIGRANT RETIRE 1%-S | \$100.00 | \$0.00 | \$0.00 | 0.00 |
| 01 6915 237 000 0000 002 | TITLE IC MIGRANT RETIRE 1%-E | \$0.00 | \$0.00 | \$0.00 | 0.00 |
| 01 6915 580 000 0000 001 | Travel Trans, Meals, Hotel Title IC Migr | \$0.00 | \$0.00 | \$0.00 | 0.00 |
| 01 6915 610 000 0000 002 | Supplies Title IC Migratory Children | \$0.00 | \$0.00 | \$0.00 | 0.00 |
| 6915 | Title I, Part C ESSA Migratory Children | \$5,000.00 | \$0.00 | \$0.00 | 0.00 |
| 01 6925 112 000 0000 001 | Reg Emp - Instr Aides - Title III - ESSA | \$5,000.00 | \$540.80 | \$1,445.60 | 28.91 |
| 01 6925 123 000 0000 002 | TITLE III ESL SALARY-E | \$0.00 | \$0.00 | \$0.00 | 0.00 |
| 01 6925 132 000 0000 001 | TITLE III ESL SALARY-S | \$0.00 | \$0.00 | \$0.00 | 0.00 |
| 01 6925 211 000 0000 001 | TITLE III NCLB - LEP INSURANCE-S | \$0.00 | \$0.00 | \$0.00 | 0.00 |
| 01 6925 212 000 0000 001 | Group Insurance - Instructional Aides | \$0.00 | (\$289.57) | \$0.00 | 0.00 |
| 01 6925 221 000 0000 001 | TITLE III NCLB - LEP SOC SEC-S | \$0.00 | \$0.00 | \$0.00 | 0.00 |
| 01 6925 222 000 0000 001 | Social Security - Instructional Aides | \$0.00 | \$41.37 | \$110.58 | 0.00 |
| 01 6925 231 000 0000 001 | TITLE III NCLB - LEP RET-S | \$0.00 | \$0.00 | \$0.00 | 0.00 |
| 01 6925 232 000 0000 001 | Retirement - Instructional Aides | \$0.00 | \$39.76 | \$106.29 | 0.00 |
| 01 6925 237 000 0000 001 | TITLE III NCLB - LEP RET 1%-S | \$0.00 | \$13.65 | \$36.50 | 0.00 |
| 01 6925 510 000 0000 002 | Student Transportation Services | \$0.00 | \$0.00 | \$0.00 | 0.00 |
| 01 6925 580 000 0000 001 | Travel Trans, Meals, Hotel Title III ELL | \$0.00 | \$0.00 | \$0.00 | 0.00 |
| 01 6925 580 000 0000 002 | Travel Trans, Meals, Hotel Title III ELL | \$0.00 | \$0.00 | \$0.00 | 0.00 |
| 01 6925 650 000 0000 001 | Supplies Technology Related ELL | \$0.00 | \$0.00 | \$0.00 | 0.00 |
| 01 6925 650 000 0000 002 | Supplies Technology Related ELL | \$0.00 | \$0.00 | \$0.00 | 0.00 |
| 6925 | Title III ESSA ELL | \$5,000.00 | \$346.01 | \$1,698.97 | 33.98 |
| 01 6926 650 000 0000 001 | Supplies Technology Related Immigrant | \$0.00 | \$0.00 | \$0.00 | 0.00 |
| 01 6926 650 000 0000 002 | Supplies Technology Related Immigrant | \$0.00 | \$0.00 | \$0.00 | 0.00 |
| 6926 | Title III ESSA - Immigrant | \$0.00 | \$0.00 | \$0.00 | 0.00 |
| 01 6967 112 000 0000 001 | Reg Emp - Instr Aides - Title IV-A ESSA | \$0.00 | \$0.00 | \$0.00 | 0.00 |
| 01 6967 112 000 0000 002 | Reg Emp - Instr Aides - Title IV-A ESSA | \$0.00 | \$0.00 | \$0.00 | 0.00 |
| 01 6967 212 000 0000 001 | Group Insurance - Instructional Aides | \$0.00 | \$0.00 | \$0.00 | 0.00 |
| 01 6967 212 000 0000 002 | Group Insurance - Instructional Aides | \$0.00 | \$0.00 | \$0.00 | 0.00 |
| 01 6967 221 000 0000 001 | TITLE IV SOCIAL SECURITY-S | \$0.00 | \$0.00 | \$0.00 | 0.00 |
| 01 6967 221 000 0000 002 | TITLE IV SOCIAL SECURITY-E | \$0.00 | \$0.00 | \$0.00 | 0.00 |
| 01 6967 222 000 0000 001 | Social Security - Instructional Aides | \$0.00 | \$0.00 | \$0.00 | 0.00 |
| 01 6967 222 000 0000 002 | Social Security - Instructional Aides | \$0.00 | \$0.00 | \$0.00 | 0.00 |
| 01 6967 232 000 0000 001 | Retirement - Instructional Aides | \$0.00 | \$0.00 | \$0.00 | 0.00 |
| 01 6967 232 000 0000 002 | Retirement - Instructional Aides | \$0.00 | \$0.00 | \$0.00 | 0.00 |
| 01 6967 237 000 0000 001 | Increased Retirement | \$0.00 | \$0.00 | \$0.00 | 0.00 |
| 01 6967 237 000 0000 002 | Increased Retirement | \$0.00 | \$0.00 | \$0.00 | 0.00 |

EXPENDITURE REPORT

November, 2018

| Account Number | Account Description | Revised Budget | Expended During Month | Expenditures to Date | % of Budget |
|--------------------------|--|--------------------|-----------------------|----------------------|--------------|
| 01 6967 282 000 0000 001 | Health Benefits (HSA) - Inst Aides | \$0.00 | \$0.00 | \$0.00 | 0.00 |
| 01 6967 282 000 0000 002 | Health Benefits (HSA) - Inst Aides | \$0.00 | \$0.00 | \$0.00 | 0.00 |
| 01 6967 320 000 0000 000 | Prof Educational Services Title IV | \$0.00 | \$1,000.00 | \$2,000.00 | 0.00 |
| 01 6967 330 000 0000 000 | Employee Training & Development Services | \$17,500.00 | \$0.00 | \$0.00 | 0.00 |
| 01 6967 350 000 0000 002 | Technical Services - Title IV | \$0.00 | \$0.00 | \$0.00 | 0.00 |
| 01 6967 580 000 0000 001 | Travel Trans, Meals, Hotel Title IV A | \$0.00 | \$0.00 | \$0.00 | 0.00 |
| 01 6967 580 000 0000 002 | Travel Trans, Meals, Hotel Title IV A | \$1,000.00 | \$0.00 | \$0.00 | 0.00 |
| 01 6967 610 000 0000 001 | Supplies Title IVA Competitive | \$12,000.00 | \$0.00 | \$0.00 | 0.00 |
| 01 6967 610 000 0000 002 | Supplies Title IVA Competitive | \$10,000.00 | \$0.00 | \$0.00 | 0.00 |
| 01 6967 610 000 1195 001 | Supplies Title IV Competitive St. Marys | \$0.00 | \$0.00 | \$3,713.63 | 0.00 |
| 01 6967 643 000 0000 001 | Web/Cloud Based Software Title IV | \$0.00 | \$0.00 | \$0.00 | 0.00 |
| 01 6967 650 000 1195 001 | SuppliesTechnology Related Title IV SM | \$0.00 | \$0.00 | \$409.66 | 0.00 |
| 6967 | Title IV, Part A ESSA Student Support | \$40,500.00 | \$1,000.00 | \$6,123.29 | 24.88 |
| 01 6968 110 000 0000 002 | Reg Emp - Non-Instr - 21st CCLC | \$0.00 | \$650.52 | \$11,379.52 | 0.00 |
| 01 6968 112 000 0000 002 | Reg Emp - Instr Aides - 21st CCLC | \$41,000.00 | \$0.00 | \$0.00 | 0.00 |
| 01 6968 122 000 0000 002 | 21ST CENTURY SUB SALARY-E | \$0.00 | \$0.00 | \$0.00 | 0.00 |
| 01 6968 130 000 0000 002 | 21ST CENTURY SALARY-S | \$0.00 | \$161.84 | \$649.85 | 0.00 |
| 01 6968 159 000 0000 002 | 21ST CENTURY SALARY-E | \$0.00 | \$0.00 | \$0.00 | 0.00 |
| 01 6968 220 000 0000 002 | Soc SecTitle IV Part B ESSA 21st CCLC | \$0.00 | \$62.14 | \$920.24 | 0.00 |
| 01 6968 221 000 0000 002 | 21ST CENTURY SOC. SEC.-E | \$4,100.00 | \$0.00 | \$0.00 | 0.00 |
| 01 6968 222 000 0000 002 | Social Security - Instructional Aides | \$0.00 | \$0.00 | \$0.00 | 0.00 |
| 01 6968 230 000 0000 002 | Ret - Title IV Part B ESSA 21st CCLC | \$0.00 | \$59.73 | \$576.28 | 0.00 |
| 01 6968 231 000 0000 002 | 21ST CENTURY RET. - E | \$3,000.00 | \$0.00 | \$0.00 | 0.00 |
| 01 6968 232 000 0000 002 | Retirement - Instructional Aides | \$0.00 | \$0.00 | \$0.00 | 0.00 |
| 01 6968 237 000 0000 002 | 21ST CENTURY RET. - E | \$500.00 | \$20.52 | \$197.88 | 39.58 |
| 01 6968 352 000 0000 002 | Other Prof Services Title IV 21st CCLC | \$0.00 | \$0.00 | \$0.00 | 0.00 |
| 01 6968 580 000 0000 002 | Travel Trans, Meals, Hotel 21st CCLC | \$0.00 | \$0.00 | \$0.00 | 0.00 |
| 01 6968 610 000 0000 002 | Supplies 21st CCLC Dev Eagles | \$1,430.00 | \$0.00 | \$0.00 | 0.00 |
| 6968 | Title IV, Part B ESSA 21st CCLC | \$50,030.00 | \$954.75 | \$13,723.77 | 27.43 |
| 01 6990 151 000 0000 002 | Employee Training & Development Services | \$0.00 | \$0.00 | \$127.63 | 0.00 |
| 01 6990 221 000 0000 002 | Soc Sec - Other Federal Categorical | \$0.00 | \$0.00 | \$9.76 | 0.00 |
| 01 6990 231 000 0000 002 | Ret - Other Federal Categorical | \$0.00 | \$0.00 | \$9.38 | 0.00 |
| 01 6990 237 000 0000 002 | Inc Ret - Other Federal Categorical | \$0.00 | \$0.00 | \$3.22 | 0.00 |
| 01 6990 330 000 0000 002 | Employee Training & Development Services | \$0.00 | \$0.00 | \$0.00 | 0.00 |
| 01 6990 333 000 0000 002 | Mileage Paid to Staff Other Fed Categ | \$0.00 | \$0.00 | \$0.00 | 0.00 |
| 6990 | Other Federal Categorical | \$0.00 | \$0.00 | \$149.99 | 0.00 |

| Account Number | Account Description | Revised Budget | Expended During Month | Expenditures to Date | % of Budget |
|--------------------------|------------------------------|--------------------|-----------------------|----------------------|---------------|
| 01 8000 913 000 0000 001 | Transfers to Activities Fund | \$51,000.00 | \$0.00 | \$51,000.00 | 100.00 |
| 8000 | TRANSFERS | \$51,000.00 | \$0.00 | \$51,000.00 | 100.00 |
| 01 | General Fund | \$12,365,992.00 | \$1,367,517.18 | \$3,535,676.38 | 28.72 |

EXPENDITURE REPORT

November, 2018

| Account Number | Account Description | Revised Budget | Expended During Month | Expenditures to Date | % of Budget |
|----------------|---------------------|------------------------|-----------------------|-----------------------|--------------|
| | Grand Total: | \$12,365,992.00 | \$1,367,517.18 | \$3,535,676.38 | 28.72 |

Duties of the School Board Treasurer

For the Month of Nov 2018

Board Treasurer, Carol Hammerlun

- CH 1. Register a bond or evidence of equivalent insurance coverage within 10 days of appointment
- CH 2. Review Monthly County Treasurer Tax Remittance Reports - 12-6-18
- CH 3. Review Monthly Income/Expense Reports for all Funds - 12-6-18
- CH 4. Review Monthly Payables Report - 12-6-18
- CH 5. Review Monthly Payroll Reports - 12-6-18
- CH 6. Compare Quarterly Market Value of Pledges to Cash Balances - 12-6-18
- NA 7. Attend School Board Meetings as requested

Carol Hammerlun

Signature of Board Treasurer

12-6-18

Date

