

**O'NEILL PUBLIC SCHOOLS  
BOARD OF EDUCATION**

Tuesday, January 15, 2019  
7:30 PM

Administrative Office  
410 E. Benton  
O'Neill, NE 68763

**Regular School Board Meeting  
Agenda**

Posted Date:

<b>1. Call to Order</b>	
A. Roll Call	
B. Excused/Unexcused Board Members	
<b>2. Pledge of Allegiance</b>	
<b>3. Oath of Office</b>	<b>3</b>
OATH OF OFFICE	3
<b>4. Approve Meeting Agenda</b>	
<b>5. Approve Minutes of Previous Meeting(s)</b>	<b>4</b>
12-10-2018 - Reg Brd Mtg Minutes	4
<b>6. Reception of Visitors</b>	
<b>7. Oral and Written Communications</b>	<b>7</b>
2018-2019 Board Committees - updated 1-9-2019	7
202.01 - Board Member Code of Ethics	8
Budget Comparison - 1-11-19	9
NASB Monthly Board Meeting Update - Jan 2019	11
New Board Member Initiatives and Information 2019	12
SRP K12 Poster v2.1	16
Tax Remittance Balances - 1-11-19	17
A. Presentation of Diploma to Early Graduate	
<b>8. Old Business</b>	
A. Superintendent's Contract	18
Superintendent - Shane, Amy - Proposed	18
Superintendent Contract Notice	21
<b>9. New Business</b>	
A. Election of Officers	
B. Authorize All Bank Accounts and Check Signers	
C. Teaching Contract	
D. Staff Resignation	22
Letter of Resignation - Debra Barelmann	22
E. Policy #202.02 - Board Member Conflict of Interest	23
202.02 - Board Member Conflict of Interest	23
202.02 - E1 - Conflict of Interest Statement	26
202.02 - E2 - Employment of Immediate Family Members Disclosure Statement	29
202.02 - E3 - Contractual Interest Statement	32

F. Mileage Stipends	
G. Possible Purchase of Real Estate	
H. Possible Change of Date for February Board Meeting	
I. Board Retreat Date	
<b>10. Option Enrollment Report</b>	<b>35</b>
Option Enrollment Report - Dec 2018	35
<b>11. Administrative Reports</b>	<b>36</b>
Amy Shane's Board Letter - Jan 2019	36
Corey Fisher's Board Report - Jan 2019	38
Jim York's Board Report - Jan 2019	41
Nick Hostert's Board Report - Jan 2019	44
Shannon Stelling's Board Report - Jan 2019	46
<b>12. Bills and Claims and Payroll Report</b>	<b>56</b>
Activity Fund Balance Report - Dec 2018	56
Activity Report - Dec 2018	59
Athletic Report - Dec 2018	60
Bldg Fund Revenue Expense Report - Dec 2018	62
Expenditure Report - Dec 2018	64
General Fund Revenue Report - Dec 2018	65
Imprest Report - Dec 2018	68
Income Expense Summary - Dec 2018	69
Payables Jan 2019	75
Payroll Report - Dec 2018	91
SUI Expenditure Report - Dec 2018	92
Treasurer Report - Dec 2018	140
<b>13. Adjournment</b>	

*The agenda sequence is provided as a courtesy only. The board reserves the right to consider each item in any sequence it deems appropriate. Therefore, we encourage visitors to attend the meeting from the beginning. As a result of a majority vote by the board, certain agenda items may be clearly necessary to discuss in executive session in order to protect the public interest or to prevent needless injury to the reputation of an individual, and if the individual has not requested a public meeting.*

OATH OF OFFICE

I, \_\_\_\_\_, do solemnly swear that I will support the Constitution of the United States and the Constitution of the State of Nebraska, against all enemies, foreign and domestic; that I will bear true faith and allegiance to the same; that I take this obligation freely and without mental reservation or for purpose of evasion; and that I will faithfully and impartially perform the duties of the office of member and officer of the Board of Education of O'Neill Public School District #7 of O'Neill, Holt County, Nebraska, according to law, and to the best of my ability. And I do further swear that I do not advocate, nor am I a member of any political party or organization that advocates the overthrow of the government of the United States or of this state by force or violence; and that during such time as I am in this position I will not advocate nor become a member of any political party or organization that advocates the overthrow of the government of the United States or of this State by force or violence. So help me God.

State of Nebraska        )  
  ) ss  
County of Holt            )

\_\_\_\_\_  
Signed

\_\_\_\_\_  
Date

**O'Neill Public Schools**  
**Board of Education Regular School Board Meeting**  
**Monday, December 10, 2018**

---

**Board Members**

Jim Gotschall - President  
Ellen Boshart - Vice President  
Jim Wakefield - Vice President-Elect  
Amy Jo Rowse - Member  
Jim Sibbel - Member  
Tom Stepp - Member

**Board Secretary**

Kathleen Marvin

**Administrators**

Amy Shane - Superintendent  
Corey Fisher - High School Principal  
Jim York - Elementary School Principal  
Jill Brodersen - Elementary School Assistant Principal  
Nick Hostert - Activities Director  
Shannon Stelling - Special Education Director

**Board Treasurer**

Carol Hammerlun

---

Attendance Taken at 7:29 PM.

Ellen Boshart: Absent  
Jim Sibbel: Absent  
Jim Gotschall: Present  
Amy Jo Rowse: Present  
Tom Stepp: Present  
Jim Wakefield: Present

**1. Call to Order**

The **regular board meeting** of the O'Neill Public School Board of Education was called to order by President Jim Gotschall at 7:30 pm, on Monday, December 10, 2018 at the Administrative Offices at 410 East Benton, O'Neill, Nebraska. This meeting was advertised in the Holt County Independent on November 29, 2018, over KBRX radio and posted at the school buildings, the school district website, and the O'Neill Post Office.

1.A. Roll Call

Administrators Jill Brodersen, Corey Fisher, Nick Hostert, Amy Shane, and Jim York were present.

Steve Brown, Building and Grounds Director, was also present.

1.B. Excused/Unexcused Board Members

Jim Sibbel and Ellen Boshart's absences were excused.

**2. Pledge of Allegiance**

The Pledge of Allegiance was recited.

**3. Approve Meeting Agenda**

A motion to approve the meeting agenda, passed with a motion made by Amy Jo Rowse and seconded by Tom Stepp.

Ellen Boshart: Absent, Jim Sibbel: Absent, Amy Jo Rowse: Yea, Tom Stepp: Yea, Jim Wakefield: Yea, Jim Gotschall: Yea  
Yea: 4, Nay: 0, Absent: 2

**4. Approve Minutes of Previous Meeting(s)**

A motion to approve the minutes of the November 12th regular school board meeting, passed with a motion made by Amy Jo Rowse and seconded by Tom Stepp.

Ellen Boshart: Absent, Jim Sibbel: Absent, Tom Stepp: Yea, Jim Wakefield: Yea, Jim Gotschall: Yea, Amy Jo Rowse: Yea  
Yea: 4, Nay: 0, Absent: 2

A motion to approve the minutes of the December 3rd special school board meeting, passed with a motion made by Jim Wakefield and seconded by Amy Jo Rowse.

Ellen Boshart: Absent, Jim Sibbel: Absent, Jim Wakefield: Yea, Jim Gotschall: Yea, Amy Jo Rowse: Yea, Tom Stepp: Yea  
Yea: 4, Nay: 0, Absent: 2

## **5. Reception of Visitors**

Visitors were welcomed and informed that this meeting was in compliance with the Nebraska Open Meetings Act which is posted on the south wall of the board room.

## **6. Oral and Written Communications**

Mrs. Shane presented outgoing board members, Tom Stepp and Jim Gotschall, with plaques commemorating their years of service to the O'Neill Public Schools Board of Education.

## **7. Old Business**

### 7.A. Modular Buildings Bid Opening

A motion to enter into a purchase agreement for Modular #4 (Building #3) with Richter Revocable Trust for \$3,000 contingent upon removal at buyer's cost by June 3, 2019 otherwise they forfeit the purchase price, passed with a motion made by Tom Stepp and seconded by Amy Jo Rowse.

Ellen Boshart: Absent, Jim Sibbel: Absent, Jim Gotschall: Yea, Amy Jo Rowse: Yea, Tom Stepp: Yea, Jim Wakefield: Yea  
Yea: 4, Nay: 0, Absent: 2

A motion to enter into a purchase agreement for Modular #3 (Building #2) with Trudy Rath for \$2,600 contingent upon removal at buyer's cost by June 3, 2019 otherwise they forfeit the purchase price, passed with a motion made by Jim Wakefield and seconded by Tom Stepp.

Ellen Boshart: Absent, Jim Sibbel: Absent, Amy Jo Rowse: Yea, Tom Stepp: Yea, Jim Wakefield: Yea, Jim Gotschall: Yea  
Yea: 4, Nay: 0, Absent: 2

A motion to accept Phillip Butterfield's bid for Modular #2 (Building #1) for \$25.99 contingent on a completed purchase agreement, passed with a motion made by Amy Jo Rowse and seconded by Jim Wakefield.

Ellen Boshart: Absent, Jim Sibbel: Absent, Tom Stepp: Yea, Jim Wakefield: Yea, Jim Gotschall: Yea, Amy Jo Rowse: Yea  
Yea: 4, Nay: 0, Absent: 2

### 7.B. Building Project Update – Mrs. Shane and Mr. Brown shared progress on the High School building project.

### 7.C. Negotiations – The Negotiations team reported on progress.

## **8. New Business**

### 8.A. 403(b) Plan Reinstatement

A motion to reinstate the 403(b) plan for the district, passed with a motion made by Amy Jo Rowse and seconded by Jim Wakefield.

Ellen Boshart: Absent, Jim Sibbel: Absent, Jim Gotschall: Yea, Amy Jo Rowse: Yea, Tom Stepp: Yea, Jim Wakefield: Yea  
Yea: 4, Nay: 0, Absent: 2

### 8.B. Superintendent Contract

A motion to propose a salary increase of 1.8% to the Superintendent's base salary with no change to benefits for the 2019-2020 school year and an extension of the contract through June of 2021, passed with a motion made by Amy Jo Rowse and seconded by Tom Stepp.

Ellen Boshart: Absent, Jim Sibbel: Absent, Amy Jo Rowse: Yea, Tom Stepp: Yea, Jim Wakefield: Yea, Jim Gotschall: Yea  
Yea: 4, Nay: 0, Absent: 2

8.C. January Meeting Date and/or Time

A motion to change the January board meeting to Tuesday, January 15th at 7:30 pm, passed with a motion made by Jim Wakefield and seconded by Tom Stepp.

Ellen Boshart: Absent, Jim Sibbel: Absent, Tom Stepp: Yea, Jim Wakefield: Yea, Jim Gotschall: Yea, Amy Jo Rowse: Yea  
Yea: 4, Nay: 0, Absent: 2

8.D. Option Enrollment Report

**9. Administrative Reports**

The administrative reports were presented.

**10. Bills and Claims and Payroll Report**

A motion to approve the bills and claims, and accept the payroll report, passed with a motion made by Amy Jo Rowse and seconded by Tom Stepp.

Ellen Boshart: Absent, Jim Sibbel: Absent, Jim Wakefield: Yea, Jim Gotschall: Yea, Amy Jo Rowse: Yea, Tom Stepp: Yea  
Yea: 4, Nay: 0, Absent: 2

**11. Adjournment**

A motion to adjourn at 8:50 pm, passed with a motion made by Amy Jo Rowse and seconded by Jim Gotschall.

Ellen Boshart: Absent, Jim Sibbel: Absent, Jim Gotschall: Yea, Amy Jo Rowse: Yea, Tom Stepp: Yea, Jim Wakefield: Yea  
Yea: 4, Nay: 0, Absent: 2



Kathleen Marvin

School Board Secretary Holt Co. Dist. #7

O'NEILL PUBLIC SCHOOL  
BOARD OF EDUCATION COMMITTEES

Effective 8/13/2018 – Updated on 1/9/2019

Accreditation _____	Coby Welke Aaron Troester
Americanism _____	Ellen Boshart Aaron Troester
Budget _____	Ellen Boshart Gene Chohon Jim Wakefield
Building and Grounds _____	Amy Rowse Arron Troester Coby Welke
Legislative Relations Network _____	Gene Chohon Amy Rowse
Negotiations _____	Ellen Boshart Gene Chohon Jim Wakefield
Policy _____	Amy Rowse Jim Wakefield Coby Welke

**Section 200 – School Board**  
**School Board Member Conduct**  
**Board Member Code of Ethics**

**File: 202.01**

The board of education endorses the following Code of Ethics:

"As a member of my local board of education, representing all the citizens of my school system, I recognize:

1. that my fellow citizens have entrusted me with the educational development of the children and youth of the community.
2. that the public expects my first and greatest concern to be in the best interest these young people without distinction as to who they are or what their background may be.
3. that the future welfare of this community, of this state, and of the nation depends upon the quality of education we provide in the public schools to fit the needs of every learner.
4. that my fellow board members and I must take the initiative in helping all the people of this community to have all the facts all the time about their schools, to the end that they will readily provide the finest possible school progress, school staff, and school facilities.
5. that legally the authority of the board is derived from the state which ultimately controls the organization and operation of the school system and which determines the degree of discretionary power left with the board and the people of this community for the exercise of local autonomy.
6. that I must never neglect my personal obligation as a board member to the community and my legal obligation to the state, nor surrender these responsibilities to any other person, group, or organization; but that, beyond these, I have a moral and civic obligation to the nation which can remain strong and free only so long as public schools in the United States of America are kept free and strong."

Legal Reference:                      Neb. Statute 79-526

Cross Reference:                      201.01 Board Powers and Responsibilities  
   202.02 Board Member Conflict of Interest

YEAR	PUPIL COUNT	DISTRICT VALUATION	GEN. FUND EXPEND.	GEN. FUND TAX ASKING	GEN FUND LEVY	BLDG. FUND EXPEND.	BLDG. FUND TAX ASKING	BLDG. LEVY	BOND FUND EXPEND.	BOND FUND TAX ASKING	BOND FUND LEVY	TOTAL LEVY	TOTAL TAX ASKING	STATE AID
1989-1990	778	\$98,084,432.00	\$3,824,863.00	\$1,617,118.00	1.6487	\$62,887.00	\$137,318.00	0.14				1.7887	\$1,754,436.00	\$276,883.00
<b>FREE HIGH TUITION ENDED 1989-1990</b>														
1990-1991	772	\$100,038,676.00	\$3,687,220.00	\$1,652,187.00	1.6516	\$128,881.00	\$100,488.00	0.1005				1.7521	\$1,752,675.00	\$980,194.00
1991-1992	817	\$100,895,270.00	\$3,543,925.00	\$1,402,309.00	1.3899	\$122,477.00	\$104,516.00	0.1036				1.4935	\$1,506,825.00	\$1,073,455.00
1992-1993	815	\$101,165,756.00	\$3,644,863.00	\$1,292,760.00	1.16	\$135,294.00	\$140,400.00	0.1388				1.2988	\$1,433,160.00	\$1,141,053.00
<b>FIRST YEAR COMMON LEVY 1993-1994</b>														
1993-1994	863	\$111,682,516.00	\$3,821,133.00	\$1,900,000.00	1.1152	\$64,008.00	\$114,000.00	0.1021				1.2173	\$2,014,000.00	\$1,057,560.00
1994-1995	882	\$118,750,344.00	\$4,014,925.00	\$2,060,000.00	1.1167	\$628,447.00	\$79,500.00	0.0697				1.1864	\$2,139,500.00	\$1,219,154.00
1995-1996	887	\$123,422,376.00	\$4,125,266.00	\$2,236,727.00	1.1076	\$3,406,888.00	\$62,000.00	0.4068	\$428,907.00	\$440,000.00	0	1.5135	\$2,738,727.00	\$1,267,816.00
1996-1997	874	\$137,436,195.00	\$4,381,781.00	\$2,392,000.00	1.0877	\$954,868.00	\$-	0	\$339,601.00	\$218,805.00	0.1592	1.2469	\$2,610,805.00	\$1,243,322.00
1997-1998	911	\$126,998,256.00	\$4,818,632.00	\$2,160,177.00	1.0768	\$583,000.00	\$-	0	\$444,603.00	\$306,258.00	0.2413	1.3181	\$2,466,435.00	\$1,221,412.00
<b>LEVY LID OF \$1.10 IMPOSED 1998-1999</b>														
1998-1999	890	\$142,945,142.00	\$5,305,000.00	\$2,319,437.00	0.9239	\$225,000.00	\$-	0	\$4,860,544.00	\$335,421.00	0.2349	1.1588	\$2,654,858.51	\$1,826,238.00
1999-2000	865	\$159,169,503.00	\$5,530,000.00	\$2,717,000.00	0.9296	\$216,118.00	\$-	0	\$479,234.28	\$410,608.00	0.2583	1.1879	\$3,127,608.00	\$1,520,920.70
2000-2001	862	\$168,728,003.00	\$5,796,676.00	\$2,859,421.54	0.9922	\$230,995.00	\$106,995.34	0.0634	\$392,779.00	\$348,556.62	0.2069	1.2625	\$3,314,973.50	\$1,145,987.93
<b>LEVY LID OF \$1.00 IMPOSED 2001-2002</b>														
2001-2002	814	\$173,199,387.00	\$6,265,246.00	\$2,664,295.75	0.892	\$298,059.00	\$86,591.34	0.0499	\$393,586.25	\$383,800.00	0.2219	1.1638	\$3,182,920.75	\$2,408,745.10
2002-2003	799	\$181,291,509.00	\$6,506,757.00	\$2,870,727.00	0.9031	\$200,000.00	\$53,691.00	0.0296	\$4,100,298.06	\$373,538.40	0.2063	1.1391	\$3,297,992.16	\$2,170,204.65
<b>LEVY LID OF \$1.05 IMPOSED 2003-2004</b>														
2003-2004	799	\$182,705,735.00	\$7,282,877.05	\$3,123,930.00	0.953569	\$200,000.00	\$71,220.80	0.038981	\$349,930.00	\$353,429.30	0.193736	1.186286	\$3,548,580.10	\$2,184,356.00
2004-2005	796	\$205,509,936.00	\$8,066,987.00	\$3,470,312.53	0.959934	\$236,000.00	\$205,817.20	0.10015	\$390,687.50	\$426,474.98	0.222798	1.282882	\$4,102,604.71	\$2,325,036.80
2005-2006	783	\$240,596,506.00	\$8,526,519.00	\$3,621,918.73	0.945308	\$200,000.00	\$183,191.01	0.07614	\$378,998.00	\$406,508.59	0.202301	1.223749	\$4,211,618.33	\$2,368,242.90

YEAR	PUPIL COUNT	DISTRICT VALUATION	GEN. FUND EXPEND.	GEN. FUND TAX ASKING	GEN FUND LEVY	BLDG. FUND EXPEND.	BLDG. FUND TAX ASKING	BLDG. LEVY	BOND FUND EXPEND.	BOND FUND TAX ASKING	BOND FUND LEVY	TOTAL LEVY	TOTAL TAX ASKING	STATE AID
2005-2006	Class 's	\$182,522,986.00	\$1,101,464.00	\$471,700.30	0.945308								\$471,700.30	\$169,448.00
2005-2006		\$423,119,492.00	\$9,627,983.00	\$4,093,619.03	0.945308	\$200,000.00	\$183,191.01	0.07614	\$378,998.00	\$408,508.59	0.202301	1.223749	\$4,683,318.63	\$2,537,690.90
2006-2007	801	\$456,942,583.00	\$9,987,968.24	\$4,327,200.41	0.94699	\$316,733.00	\$69,938.37	0.015306	\$376,612.50	\$360,613.72	0.174859	1.137155	\$4,757,752.50	\$2,627,308.83
2007-2008	755	\$475,220,286.00	\$10,386,516.79	\$4,495,339.31	0.946096	\$425,000.00	\$102,873.50	0.021579	\$419,050.00	\$368,041.86	0.170856	1.138531	\$4,981,254.67	\$2,551,233.00
2008-2009	786	\$512,403,736.00	\$10,726,567.00	\$4,869,675.00	0.950359	\$700,398.00	\$55,550.00	0.010841	\$535,450.00	\$266,640.00	0.117559	1.078759	\$5,191,865.00	\$2,258,077.00
2009-2010	783	\$554,408,013.00	\$11,410,635.00	\$5,270,180.00	0.950596	\$881,263.00	\$167,963.00	0.030296	\$371,775.00	\$248,268.10	0.101162	1.082054	\$5,686,411.10	\$2,183,529.00
2010-2011	785	\$613,289,389.00	\$10,559,845.00	\$5,876,511.05	0.958195	\$500,000.00	\$60,890.91	0.009929	\$469,130.00	\$370,060.60	0.141807	1.109931	\$6,307,462.56	\$1,419,446.00
2011-2012	760	\$659,015,421.00	\$9,286,591.00	\$6,377,756.50	0.96777	\$635,311.00	\$-	0	\$528,050.00	\$448,402.02	0.164412	1.132182	\$6,826,158.52	\$439,142.60
2012-2013	748	\$728,274,992.00	9,601,949.00	\$7,044,374.98	0.967269	\$555,805.00	\$126,262.63	0.017337	\$370,975.00	\$383,727.27	0.132333	1.116939	\$7,554,364.88	\$71,104.70
2013-2014	742	\$790,636,471.00	\$9,951,227.00	\$7,859,406.20	0.994061	\$363,599.38	\$40,404.04	0.00511	\$423,290.00	\$386,594.95	0.126284	1.125455	\$8,267,213.27	\$205,095.42
2014-2015	779	\$945,337,281.00	\$10,248,295.00	\$8,675,562.66	0.91772	\$375,282.77	\$101,010.10	0.010685	\$374,890.00	\$-	0	0.928405	\$8,776,572.76	\$160,199.81
2015-2016	772	\$1,145,003,746.00	\$10,570,095.00	\$8,412,458.23	0.734710	\$667,674.00	\$404,040.40	0.035287	\$-	\$-	0	0.769997	\$8,816,498.63	\$97,545.16
2016-2017	795	\$1,220,430,813.00	\$11,754,829.00	\$8,397,652.83	0.688089	\$1,000,000.00	\$634,486.86	0.051989			0	0.740078	\$9,032,139.69	\$46,157.98
2017-2018	815	\$1,321,089,792.00	\$12,088,768.00	\$9,108,621.12	0.689478	\$1,944,790.41	\$1,313,131.30	0.099398				0.788876	\$10,421,752.42	\$172,213.00
2018-2019	819	\$1,318,425,366.00	\$12,365,992.00	\$9,345,622.13	0.708847	\$2,767,163.00	\$1,843,434.33	0.139821				0.848688	\$11,189,056.46	\$95,543.00

## NASB Monthly Update for Board Meetings

Agenda Item: JANUARY 2019

### **“NASB Update”**

Happy New Year. January is always a busy time with the start of another Legislative Session, and School Board Member Week, which will run January 27<sup>th</sup> through February 2<sup>nd</sup> this year! We can't say it enough, thank you for the work you do for your district, community, and the entire state! Look for a special recognition at this year's Legislative Issues Conference. More to come ...

This year's 90-day legislative session started Wednesday, January 9<sup>th</sup>, and will see 13 new faces being their first term as a state senator. Be sure to stay engaged from the start as Days 1-10 will be fast-paced with the election of leadership and the introduction of bills.

NASB will be keeping you updated as key items play out online, through social media, and in our Legislative communication. Follow along, and don't ever hesitate to reach out to us for questions, clarifications, or ways you can help assist us share your story to the senators themselves. Stay in close tabs with NASB throughout the Session, scheduled to go into June, through **Board Notes**, **Legislative Notes**, **twitter**, and **NASBonline.org** for news, updates, and call to actions. Tips for you and your board this Session ...

- Know Your Districts Data
- Tell Your Story, or help US tell it for you
- Educate on Education
- Know that no one is more qualified to talk about your district than YOU!

A few weeks after the session has started, join NASB, your peers, the Senators themselves, and get a firsthand look at what has been introduced at this year's **Legislative Issues Conference**, January 27-28, in Lincoln. Register now at [www.NASBonline.org](http://www.NASBonline.org)

The next few months will see a lot of other learning opportunities and events besides LIC, like:

- Budget & Finance Workshop (February 13 in La Vista, February 20 in North Platte)
- President's Retreat (February 17-18 in Kearney, February 24-25 in Lincoln)
- NAEP State Convention (March 26-27 in Grand Island)
- NSBA Annual Conference (March 30 - April 1 in Philadelphia)
- Spring Legal Workshops (details to come)

***You can learn more, and register for the above events at [www.NASBonline.org](http://www.NASBonline.org)***

Stay engaged online at [www.NASBonline.org](http://www.NASBonline.org) and follow NASB on twitter at [www.twitter.com/NASBonline](https://twitter.com/NASBonline) using the hashtag #liveNASB –

To see a quick glimpse at the various items the NASB is involved in, check out pages 10 & 11 each month in the ***Board Notes newsletter*** for “This Month In ...” To access the latest newsletter, click here: [https://nasb.envisiams.com/docs/default-source/board-notes/board-notes---december-2018.pdf?sfvrsn=dabb6991\\_4](https://nasb.envisiams.com/docs/default-source/board-notes/board-notes---december-2018.pdf?sfvrsn=dabb6991_4)

Thanks for all you do for your board, your community and the entire state by serving public education in Nebraska.

## OPS Initiatives and Other Information

- 24/7 Learning Initiative – We are in year 5 of our current MacBook Air deployment. Our last lease payment was made during the 2017-18 school year. We postponed the new deployment due to the cost of the building project and the fact that our current laptops were still serviceable. We will be looking at an upgrade for the 2019-20 school year.
- O’Neill Four-year old Pre-school Program – We began our school based pre-school during the 2015-16 school year. We have a morning and afternoon session that can accommodate up to 20 students in each session based on a 10:1 adult to student ratio. We have one full time para-educator assigned to this program. We work cooperatively with the other pre-schools in town to try and ensure that every four year old has access to at least one year of pre-school prior to coming to kindergarten.
- The Center for Teaching and Learning - We began the Center for Teaching and Learning during the 2012-13 school year. This program serves our students with the most specialized learning and behavior needs. Prior to that we had been either contracting with Western Learning Center (at a cost of \$43,931.89/student) or transporting students to Envisions in Norfolk for their education. This program has been very positive for these students. We have one certified teacher and one-one or one-two paras for the students. We currently have seven students served either full or part time in this program.
- O’Neill Career Academy – We began to offer a Career Exploration class to juniors during the 2016-17 school year. This class goes through the “soft skills” needed for successful employment. It also offers students that opportunity to “shadow” at a number of local businesses. We added a second Career Academy class in 2017-18. This class allows students to do longer term “internships” at a couple of different businesses. These courses have been very helpful for those students enrolled. This is an elective, not a required course.
- Current Class Size Guidelines – The board has determined the following guidelines for class size, these are only guidelines, not hard and fast rules. Special needs of students may play into recommended class sizes.
  - K-2 – 20:1
  - 3-6 – 25:1
  - 7-12 – 25:1
- Option Enrollment – We are required to accept students from outside of our district wanting to enroll in our buildings. The O’Neill School Board adopted

a resolution that set the following parameters for accepting or refusing students as option students.

- Each grade level below kindergarten - 40 students
- Each grade level in grades K-2 - 66 students
- Each grade level in grades 3-6 - 72 students
- Each grade level in grades 7-12 - 78 students
- Students in special education programs requiring specific academic and behavioral support - 160 students
- Other - students requiring the district to hire additional staff

We currently have 37 students optioning in and 46 students optioning out.

- SIP (School Improvement Process) – Every school in the state is required by law to implement a continuous improvement process in order to maintain its accreditation. You can be accredited either by using AdvancEd or the Nebraska Frameworks. We have been accredited by AdvancEd for as long as I have been here, but our team is considering suggesting that the board consider moving to the Frameworks method beginning next year. We are at the point in the continuous improvement process where we will have a visit by an external team of educators in February. The visit dates are February 25<sup>th</sup> and 26<sup>th</sup>. Our two district wide goals are currently: Improving Teacher Instructional Practice in All Content Areas, guided by Dr. Robert Marzano’s Instructional Framework and Improving Math Proficiency in the Area of Real Number Operations.
- Marzano Instructional Framework – We have had a number of workshops with staff from Marzano Research. Our teachers have focused on utilizing Marzano’s research proven strategies to improve student learning. We are planning to transition to a new teacher evaluation tool that is based on our instructional framework based on Marzano’s work.
- MTSS (Multi-tiered Systems of Support) – the Elementary School is utilizing this approach to assist and monitor student learning. The team uses data to check all students’ progress every 6-8 weeks and provide interventions as needed to keep students learning on track. The most at-risk learners are monitored every week or two to ensure interventions are working.
- PBIS (Positive Behavioral Interventions and Supports) – this is also an Elementary Initiative in which building-wide expectations have been developed and are enforced uniformly for optimal student learning. Office referrals have gone down based on this program. Students are required to do things the “Eagle Way”, by being safe, being responsible, and being respectful.

- Special Education and Early Intervention – we are required by law to serve all children with special needs from birth to the age of 21. We serve some of our youngest students in their homes or in other community pre-schools. We are required to serve them in their “natural environment”. It has been proven that the earlier we begin to provide services, the better the outcome for children. Some of the services provided to our youngest learners include: occupational therapy, physical therapy, speech-language therapy, vision and hearing services, other learning supports with an early childhood teacher.
- Lease-Purchase Agreements – we have a number of services that are provided through a lease-purchase agreement. Some of the services currently under lease purchase agreements include:
  - Our copiers (five year lease purchase agreement)
  - Our 24-7 learning technology (Due for a new lease in 2019-20)
  - Jr. Sr. High Energy Project (through June 2020)
  - Jr. Sr. High Building Project (through January 2026)
- Nameplate Capacity Tax – a tax generated from the Grand Prairie Wind Farm that comes to the district four times a year. We receive part of the payment in our general fund and part in our building fund. The distribution is based on the levy of all of the taxing entities in the area the windmills are located on.
- TeamMates – we have the TeamMates program in our buildings. Community members serve as volunteer mentors for students in grades 3-12. The organization pays us and we pay the coordinator(s).
- School Social Worker/Therapist – Jewel Swanson is employed by Heartland Counseling to provide therapy services to students on site for four days per week. O’Neill Public Schools currently pays Heartland \$1000/mo for one day/week of school social work from Title IV funds. She makes home visits, contacts parents, does small group counseling, etc. on that day.
- Truancy Prevention – the district pays Holt County Juvenile Justice for truancy prevention services provided by Kelli Munoz. The annual cost is \$5,120.
- Middle School Study Committee – a group of teachers, administrators, and parents are exploring the possibility of moving 6<sup>th</sup> grade to the Jr. Sr. High campus.
- There are only two district funds that we levy taxes for. They are the General Fund and the Building Fund. Other funds that exist under the General Fund are: the Lunch Fund, Student Fee Fund, Depreciation Fund. We also have an

Employee Benefit Fund, an Activity Fund, an Imprest Fund, and a Flex Fund that we do not levy for.

# IN AN EMERGENCY WHEN YOU HEAR IT. DO IT.

## LOCKOUT! GET INSIDE. LOCK OUTSIDE DOORS.

### STUDENTS

Return inside  
Business as usual

### TEACHER

Bring everyone indoors  
Lock perimeter doors  
Increase situational awareness  
Business as usual  
Take attendance



## LOCKDOWN! LOCKS, LIGHTS, OUT OF SIGHT.

### STUDENTS

Move away from sight  
Maintain silence  
Do not open the door

### TEACHER

Lock interior doors  
Turn out the lights  
Move away from sight  
Do not open the door  
Maintain silence  
Take attendance



## EVACUATE! TO ANNOUNCED LOCATION.

### STUDENTS

Bring your phone  
Leave your stuff behind  
Follow instructions

### TEACHER

Lead evacuation to location  
Take attendance  
Notify if missing, extra or injured students



## SHELTER! HAZARD AND SAFETY STRATEGY.

### STUDENTS

Hazard	Safety Strategy
Tornado	Evacuate to shelter area
Hazmat	Seal the room
Earthquake	Drop, cover and hold
Tsunami	Get to high ground

### TEACHER

Lead safety strategy  
Take attendance



<b>General Fund</b>	<b>2016-2017</b>	<b>Received</b>	<b>Levy</b>	<b>2017-2018</b>	<b>% of +/-</b>	<b>Received</b>	<b>Levy</b>	<b>2018-2019</b>	<b>% of +/-</b>
Aug	\$1,736,308.05	9/14/2017	0.688089	\$1,824,861.97	5.10%	9/13/2018	0.689478	\$2,002,641.27	9.74%
Sep	\$934,952.82	10/20/2017	0.688089	\$923,077.13	-1.27%	10/15/2018	0.689478	\$841,427.42	-8.85%
Oct	\$104,155.18	11/14/2017	0.688089	\$160,152.15	53.76%	11/13/2018	0.689478	\$324,409.87	102.56%
Nov	\$104,829.73	12/11/2017	0.688089	\$76,666.06	-26.87%	12/13/2018	0.689478	\$203,501.18	165.44%
Dec	\$1,518,850.78	1/15/2018	0.689478	\$1,594,108.51	4.95%		0.708847		-100.00%
Jan	\$603,222.74	2/12/2018	0.689478	\$666,990.15	10.57%		0.708847		-100.00%
Feb	\$131,063.61	3/13/2018	0.689478	\$148,032.33	12.95%		0.708847		-100.00%
Mar	\$703,669.82	4/16/2018	0.689478	\$370,861.43	-47.30%		0.708847		-100.00%
Apr	\$1,869,104.64	5/14/2018	0.689478	\$2,764,273.43	47.89%		0.708847		-100.00%
May	\$1,169,990.86	6/11/2018	0.689478	\$1,091,633.88	-6.70%		0.708847		-100.00%
Jun	\$96,317.69	7/17/2018	0.689478	\$327,735.27	240.26%		0.708847		-100.00%
Jul	\$126,754.12	8/15/2018	0.689478	\$127,712.33	0.76%		0.708847		-100.00%
<b>Building Fund</b>	<b>2016-2017</b>	<b>Received</b>	<b>Levy</b>	<b>2017-2018</b>	<b>% of +/-</b>	<b>Received</b>	<b>Levy</b>	<b>2018-2019</b>	<b>% of +/-</b>
Aug	\$80,653.48	9/14/2017	0.051989	\$133,858.92	65.97%	9/13/2018	0.099398	\$280,616.17	109.64%
Sep	\$42,721.60	10/20/2017	0.051989	\$66,483.76	55.62%	10/15/2018	0.099398	\$114,906.19	72.83%
Oct	\$2,860.89	11/14/2017	0.051989	\$8,525.93	198.02%	11/13/2018	0.099398	\$39,696.84	365.60%
Nov	\$2,771.08	12/11/2017	0.051989	\$2,680.88	-3.26%	12/13/2018	0.099398	\$28,972.91	980.72%
Dec	\$108,724.26	1/15/2018	0.099398	\$218,955.36	101.39%		0.139821		-100.00%
Jan	\$40,379.95	2/12/2018	0.099398	\$84,554.69	109.40%		0.139821		-100.00%
Feb	\$5,910.53	3/13/2018	0.099398	\$12,888.18	118.05%		0.139821		-100.00%
Mar	\$48,599.26	4/16/2018	0.099398	\$43,835.14	-9.80%		0.139821		-100.00%
Apr	\$138,363.45	5/14/2018	0.099398	\$393,064.09	184.08%		0.139821		-100.00%
May	\$84,957.92	6/11/2018	0.099398	\$151,234.73	78.01%		0.139821		-100.00%
Jun	\$3,682.93	7/17/2018	0.099398	\$40,190.58	991.27%		0.139821		-100.00%
Jul	\$5,790.64	8/15/2018	0.099398	\$10,666.22	84.20%		0.139821		-100.00%

**EMPLOYMENT CONTRACT**  
**between**  
**AMY SHANE**  
**and**  
**O'NEILL PUBLIC SCHOOL DISTRICT #7**  
**of**  
**HOLT COUNTY, NEBRASKA**

**This agreement is made and entered into on, by and between School District #7 of Holt County, Nebraska, also known as O'Neill Public Schools, hereinafter referred to as the District, and Amy Shane, hereinafter referred to as the Administrator.**

In consideration of the mutual covenants and agreements of the parties contained herein, the District hereby employs the Administrator, and the Administrator hereby accepts employment by the District, as Superintendent of Schools, on the terms and conditions provided in this agreement.

- 1. TERM.** The employment provided herein shall begin on July 1, 2019, and shall terminate on June 30, 2021. The Administrator affirms that she is not under contract with another School District within this state covering all or any part of the same period of time as provided in this contract.
- 2. PROFESSIONAL CERTIFICATION.** The administrator affirms that at the time beginning of the term of this contract, the Administrator holds, or will hold, a current Nebraska administrative certificate valid for service as a Superintendent in a Class III School District in the State of Nebraska or has otherwise qualified to provide such service. Such certificate is or will be in force and effect for the period covered by this contract, and it is understood and agreed that this contract is not valid until the administrator's certificate as herein provided is registered as provided by law, and the Administrator shall not be compensated for any service performed prior to the date of registration of such certificate. The parties acknowledge that the Administrator intends to complete the requirements for obtaining a specialists certificate in educational administration under the rules and regulations of the Nebraska Department of Education.
- 3. DUTIES AND RESPONSIBILITIES.** The Administrator shall have charge of the Administration of the Schools of the District under the direction of the Board. She shall be the chief executive officer of the District and shall direct and assign teachers and other employees of the District under her supervision. She shall organize, reorganize and arrange the administrative and supervisory staff, including construction and business affairs, as best serves the District. She shall select all personnel subject to the approval of the Board. She shall from time to time suggest regulations, rules and procedures deemed necessary for the well ordering of the business of the District, and in general perform all duties incident to the office of Superintendent as provided by law, and such other duties as may be prescribed by the Board of Education of the District from time to time. All duties and powers assigned to the Administrator by the Board should be appropriate to and consistent with a professional role and responsibility of the Superintendent of Schools.

4. **COMPENSATION.** As compensation for services performed by the Administrator, the District shall pay to the Administrator, as total salary during the term of this contract, the sum of **\$144,556** per year. The parties anticipate an increase in the annual salary for the second year of this contract, which shall be determined by negotiation between the parties. The salary shall be paid to Administrator in twelve (12) equal monthly installments paid at the same time and in the same manner as the other payroll disbursements of the District.
5. **HEALTH & DENTAL INSURANCE.** Administrator shall be entitled to health and dental insurance comparable to the amount of such benefits received by the certificated teaching staff employed by the District during the term of this agreement.
6. **VACATION AND OTHER LEAVE.** The Administrator shall be allowed the following days of leave for the term of this contract:
  - A. The Administrator shall be allowed to take 20 days of paid vacation during the contract year, in addition to any scheduled school vacation days. Unused days will be allowed to accumulate to a maximum of 30 days. The unused balance above 30 days will be paid up at the end of each contract year.
  - B. The Administrator shall be allowed sick leave and personal leave equivalent to the sick leave and personal leave provided to the other certificated employees of the District.
  - C. Professional leave shall be provided to the Administrator by the Board when that leave is appropriate and consistent with the role and responsibilities of the office of Superintendent.
7. **MEMBERSHIP DUES.** The District shall pay the annual dues for membership by the Administrator in up to three professional organizations, along with membership of the Administrator in the O'Neill Lions Club and in the O'Neill Rotary Club.
8. **EXPENSES.** The District shall pay or reimburse the Administrator for all necessary and reasonable expenses approved by the District and incurred by the Administrator in the continuing performance of her duties under this agreement.
9. **MEDICAL EXAMINATION.** The District shall pay for a complete medical examination of the Administrator once during the term of this contract, and in the event of renewal of this contract, once every two (2) years thereafter. The District shall be advised in writing by the examining medical provider of the continued physical fitness of the Administrator to perform the duties required under this contract, and the Administrator hereby consents to the release of information necessary for such disclosure. Any such disclosure shall be and remain confidential.
10. **DISABILITY OF THE ADMINISTRATOR.** Should the Administrator be unable to perform any or all of her duties by reason of illness, accident or other disability beyond her

control, and such disability exists for a period of more than the accumulative sick leave of the Administrator during any school year, the District may, in its discretion, make proportionate adjustment and deduction from the salary of the Administrator. If, in the determination of the District, such disability is permanent, irreparable, or of such nature as will make the performance of the Administrator's duties impossible, the District may, in its discretion, terminate this agreement, whereupon the respective duties, rights and obligations of the parties shall be terminated.

**11. EFFECT OF TERMINATION.** Upon termination of this contract for any reason, the compensation to be paid under this contract shall be prorated to the date of such termination.

**12. GOVERNING LAWS.** This contract, and all terms and conditions provided herein, shall be governed by and shall be subject to the laws of the State of Nebraska and any and all rules and regulations of the Nebraska Department of Education, including, but not limited to, laws and regulations relating to schools, school districts and school employees.

**IN WITNESS WHEREOF,** the parties have executed this employment agreement in duplicate effective as of the date provided herein.

**SUPERINTENDENT**

**SCHOOL DISTRICT #7  
OF HOLT COUNTY, NEBRASKA**

\_\_\_\_\_  
Date

\_\_\_\_\_  
For the Board of Education

\_\_\_\_\_  
Date

\_\_\_\_\_  
Amy Shane, Administrator

## Superintendent Pay Transparency Notice—Proposed Contract Amy Shane

Notice is hereby given that O'Neill Public Schools has approval of a proposed superintendent employment contract/contract amendment on its agenda for the board meeting to be held on January 15, 2019 at 7:30 pm at the Administrative Office in O'Neill, Nebraska.

After Year 1 of Contract, how many years remain on the contract: One Year  
 (Column F must be completed if additional years remain on contract.)

Superintendent Contract covers the following year(s): 2019-20 & 2020-21

	Year 1 of Contract: Base Pay, Additional Compensation & Benefits	Future Year(s) Base Pay, Additional Compensation & Benefits per Contract	TOTAL CONTRACT COST
<b>Base Pay for the Total FTE</b>	\$ 144,556.00	\$ 144,556.00	\$ 289,112.00

**Compensation for activities outside of the regular salary:**

● <i>Extended contracts / Activities outside of regular salary</i>			\$ -
● <i>Bonus/Incentive/Performance Pay</i>			\$ -
● <i>Stipends</i>			\$ -
● <i>All other costs not mentioned above</i>			\$ -

**Benefits and Payroll Costs Paid by district:**

● <i>Insurances (Health, Dental, Life, Long Term Disability)</i>	\$ 15,986.96	\$ 15,141.84	\$ 31,128.80
● <i>Cafeteria Plan Stipend</i>			\$ -
● <i>Cash in lieu of insurance</i>			\$ -
● <i>Employee's share of retirement, deferred compensation, FICA and Medicare <u>if paid by the district</u></i>	\$ -	\$ -	\$ -
● <i>District's share of retirement, FICA and Medicare</i>	\$ 25,340.66	\$ 25,340.66	\$ 50,681.32
● <i>IRS value of housing allowance</i>			\$ -
● <i>IRS value of vehicle allowance</i>			\$ -
● <i>Additional leave days</i>	\$ 968.38	\$ 968.38	\$ 1,936.76
● <i>Annuities</i>			\$ -
● <i>Service credit purchase</i>			\$ -
● <i>Association / Membership dues</i>	\$ 705.00	\$ 705.00	\$ 1,410.00
● <i>Cell Phone/Internet reimbursement</i>			\$ -
● <i>Relocation reimbursement</i>			\$ -
● <i>Travel allowance/reimbursement</i>			\$ -
● <i>Mileage Allowance</i>			\$ -
● <i>Educational tuition assistance</i>			\$ -
● <i>All other benefit costs not mentioned above</i>			\$ -
<b>Totals:</b>	<b>\$ 187,557.00</b>	<b>\$ 186,711.88</b>	<b>\$ 374,268.88</b>

January 11, 2019

Superintendent Amy Shane  
O'Neill Public Schools  
O'Neill, NE

Dear Superintendent Shane and Board of Education,

I would like to notify you that I am resigning from my teaching position at O'Neill Public Schools effective at the end of this 2018/2019 school year.

Thank you so much for the opportunity to work in this great district. The high school employees are all like family to me. I will miss the staff and students, but after thirty-four years I feel ready to have some new work experiences.

Sincerely,

A handwritten signature in cursive script that reads "Debra Barelmann". The signature is written in black ink and is positioned below the word "Sincerely,".

Debra Barelmann

**Section 200 – School Board**  
**School Board Member Conduct**  
**Board Member Conflict of Interest**

**File: 202.02**

It shall be the responsibility of each board member to be aware of an actual or potential conflict of interest. It shall also be the responsibility of each board member to take the action necessary to eliminate such a conflict of interest. Should a conflict of interest arise, a board member should not participate in any action relating to the issue from which the conflict arose.

No voting board member may have an interest in any contract to which the district, or anyone for its benefit, is party. The prohibition applies when the board member or the board member's immediate family is a partner, director, officer, or is a stockholder of closed corporation stock worth one thousand dollars or more at fair market value or which represents more than a five per cent equity interest, or is a stockholder of publicly traded stock worth ten thousand dollars or more at fair market value or which represents more than ten percent equity interest. An individual who occupies a confidential professional relationship protected by law is exempt from this policy. This policy does not apply to publicly traded stock under a trading account.

The above prohibition does not apply if the voting board member:

1. Supplies a written statement describing the matter up for decision and the nature of the conflict to the Nebraska Accountability and Disclosure Commission and to the board secretary. The secretary shall enter the statement onto the public records of the district.
2. The board member must take such action as the Commission advises to remove himself or herself from influence over the decision.
3. Does not vote on the matter of granting the contract, except if the number of members of the board declaring an interest in the contract would prevent the board, with all members present, from securing a quorum on the issue, then all members may vote on the matter and this action will be reported to the commission; and
4. Does not act for the district to inspect, supervise or determine the performance of contracts under which he or she has an interest.

A board member who is an employee of a business involved in a contract with the district and who has no ownership interest or will receive no direct fee or commission shall not be deemed to have an interest within the meaning of this policy. The receiving of deposits, cashing of checks and buying and selling of warrants and bonds of indebtedness of any school district by a financial institution will not be considered an interest in the contract under this policy.

**Section 200 – School Board**  
**School Board Member Conduct**  
**Board Member Conflict of Interest**

**File: 202.02**

If a board member's immediate family member is an employee of the school district, the member may vote on all issues of the contract which are generally applicable to all employees or all employees within a classification and do not single out his or her family member for special action.

Any contract entered into with an interested board member shall be subject to applicable competitive bidding requirements and shall be fair and reasonable to the school district.

A voting board member or district employee may employ, recommend the employment of, or supervise the employment of an immediate family member if he or she does not abuse his or her official position and makes a full disclosure of the relationship to the board and a written disclosure of the relationship to the board secretary. No board member or administrator shall employ an immediate family member without first having made a reasonable solicitation and consideration of applications for such employment. The family member must be qualified for, able to perform, and required to perform the duties of the position. The family member must not be paid an unreasonably high salary. No existing employee may be terminated for the purpose of making a position available to such a family member.

Any newly elected or appointed board member or administrator shall make a full disclosure of any immediate family member employed in a position subject to this policy as soon as reasonably possible after the date of taking office.

No board member or district employee shall use their position or any confidential information received through their position to obtain financial gain, other than compensation provided by law, for himself or herself, an immediate family member, or a business with which the individual is associated. No board member shall use or authorize the use of personnel, property, resources or funds under his or her official care for the purpose of campaigning for or against the nomination or election of a candidate or the qualification, passage or defeat of a ballot question.

The superintendent shall keep a record for the district for every contract entered into by the district in which a board member has an interest. This information shall be kept for five years from the date of the board member's last day in office and will include the following:

1. Names of contracting parties;
2. The nature of the interest of the board member in question;
3. The date that the contract was approved by the district;
4. The amount of the contract; and
5. Basic terms of the contract.

**Section 200 – School Board**  
**School Board Member Conduct**  
**Board Member Conflict of Interest**

**File: 202.02**

The record kept by the superintendent shall be available for public inspection during the normal working hours of the superintendent's office.

All board members and district employees are responsible for obeying all final rulings or appeals of the Accountability and Disclosure Commission. If a case is contested before the Commission by the district, the superintendent shall ensure that the district is represented at the hearing. If a case is contested by a board member, that member shall be responsible for his/her own representation and shall be responsible for any Commission fines or penalties.

An open account established by the district with a business in which a board member has an interest, shall be deemed a contract subject to the provisions of this policy. The superintendent shall maintain a running account of all amounts purchased in open accounts.

Contracts involving one hundred dollars or less in which a board member may have an interest are excluded from the provisions of this policy.

Legal Reference: Nebraska Statute 49-1493 to 14,103.7

Cross Reference: 201 Legal Status of the School Board  
202.01 Board Member Code of Ethics  
206.04 Board Member Compensation and Expenses  
402.04 Nepotism



**ITEM 4 PERSONS WHO MAY RECEIVE FINANCIAL BENEFIT OR DETRIMENT**

You

Member of your Immediate Family: \_\_\_\_\_  
NAME

Business With Which You

Are Associated (See Definitions) \_\_\_\_\_  
NAME OF BUSINESS

**ITEM 5 NATURE OF FINANCIAL BENEFIT OR DETRIMENT**

**ITEM 6 CONTINUATION**

\_\_\_\_\_  
(SIGNATURE)

\_\_\_\_\_  
(DATE)

## General Information - Filing Requirements

**I. What is a Potential Conflict of Interest?** - A public official has a potential conflict of interest if he or she is faced with taking an official action or making an official decision which may result in a financial benefit or a financial detriment to the public official; a member of his or her immediate family; or a business with which he or she is associated. The financial effect of the action or decision must be distinguishable from the financial effect on the general public or a broad segment of it.

### II. Who Must File:

- A. An official of a city or village holding elective office who has a potential conflict of interest. An official of the cities of Lincoln or Omaha holding elective office who has a potential conflict of interest should not file this form, but instead should use Form C-2.
- B. An official of a school district holding elective office who has a potential conflict of interest.
- C. An elective office is a public office normally filled by an election. A person appointed to fill a vacancy in a public office normally filled by election holds an elective office.

### III. When and Where to File:

- A. This form should be filed as soon as the person holding elective office is aware that he or she may have a potential conflict of interest and prior to the time that the action is to be taken or the decision made.

- B. This form should be filed with the person who normally keeps records for the governing body of the official holding elective office. For example, the person who keeps records for a city or village may be the city clerk or village clerk. **This form does not need to be filed with the Commission.**
- C. The person filing the form should abstain from participating in or voting on the matter in which he or she has a potential conflict of interest. However, if the person wants an opinion from the Commission as to whether he or she has an actual conflict of interest requiring abstention or non-participation, he or she may send a copy of the form to the Commission along with request for an opinion.

**Disclosure of Contractual Interests by Local Officers.** If you are a local elected official disclosing an interest in a contract or an open account in which a local governing body on which you serve is a party, use NADC Form C-3, Contractual Interest Statement.

**Disclosure of the Employment of Immediate Family Members.** If you are disclosing the employment of an immediate family member, use NADC Form C-4, Employment of Immediate Family Members Disclosure Statement.

## Definitions

Immediate family shall mean a child residing in your household, your spouse or an individual claimed by you or your spouse as a dependent for federal income tax purposes.

Business shall mean any corporation, partnership, limited liability company, sole proprietorship, firm, enterprise, franchise, association, organization, self-employed individual, holding company, joint-stock company, receivership, trust, activity, or entity. NOTE: The definition includes for profit and non-profit entities.

Business with which you are associated shall mean a business: (1) of which you are the sole proprietor; (2) or in which you are a partner, director, or officer; (3) or in which you or a member of your immediate family is a stockholder of closed corporation stock worth \$1,000 or more at fair market value or which represents more than a 5 percent equity interest, or is a stockholder of publicly traded stock worth \$10,000 or more at fair market value or which represents more than a 10 percent equity interest.

Elective office shall mean a public office filled by an election, except for federal offices. A person who is appointed to fill a vacancy in a public office which is ordinarily elective holds an elective office.

Person means a business, individual, proprietorship, firm partnership, joint venture, syndicate, business trust, labor organization, company, corporation, association, committee, or any other organization or group of persons acting jointly.

Statutory Authority: Section 49-1499.03 Revised Statutes of Nebraska.

<p style="text-align: center;"><b>NEBRASKA ACCOUNTABILITY AND DISCLOSURE COMMISSION</b> 11<sup>th</sup> Floor, State Capitol P.O. Box 95086 Lincoln, NE 68509 (402) 471-2522</p>	<h2 style="margin: 0;">EMPLOYMENT OF IMMEDIATE FAMILY MEMBERS DISCLOSURE STATEMENT</h2> <p style="margin: 20px 0 0 0;"><b>NADC FORM C-4</b></p>	POSTMARK DATE	
		MICROFILM NUMBER	
BEFORE COMPLETING THIS FORM READ THE FILING REQUIREMENTS ON PAGE 3		OFFICE USE ONLY	

- Public officials and employees employing, recommending employment, or supervising the employment of an immediate family member must disclose the employment either in writing or on the record to the governing body employing the immediate family member.
- File this form or other written disclosure with the person in charge of keeping records for the governing body employing the immediate family member.
- Person who fail to disclose the employment of immediate family members or who otherwise do not comply with the law are subject to penalties.

<b>ITEM 1</b>	<b>NAME, ADDRESS AND TELEPHONE NUMBER OF PUBLIC OFFICIAL OR PUBLIC EMPLOYEE</b>
---------------	---

Name \_\_\_\_\_ Telephone No. \_\_\_\_\_

Last                      First                      Middle

Address \_\_\_\_\_

STREET ADDRESS OR RURAL ROUTE                      City                      STATE                      ZIP CODE

<b>ITEM 2</b>	<b>OFFICE OR POSITION, ADDRESS, TELEPHONE, TERM OF OFFICE</b>
---------------	---

Office or Position: \_\_\_\_\_ Term: \_\_\_\_\_

Identify City, County, District, or State Agency: \_\_\_\_\_

Address: \_\_\_\_\_ Telephone \_\_\_\_\_

<b>ITEM 3</b>	<b>MEMBER OF YOUR IMMEDIATE FAMILY WHOM YOU INTEND TO EMPLOY, RECOMMEND FOR EMPLOYMENT, OR SUPERVISE (Use ITEM 5 CONTINUATION, if necessary)</b>
---------------	--

A. Name _____	Relationship _____
Position _____	Employer (IDENTIFY CITY, COUNTY, DISTRICT OR STATE AGENCY)
B. Name _____	Relationship _____
Position _____	Employer (IDENTIFY CITY, COUNTY, DISTRICT OR STATE AGENCY)
C. Name _____	Relationship _____
Position _____	Employer (IDENTIFY CITY, COUNTY, DISTRICT OR STATE AGENCY)

**ITEM 4 | FOR NEWLY ELECTED OR APPOINTED PUBLIC OFFICIALS AND EMPLOYEES**

List members of your immediate family who were employed before your election or appointment, or prior to July 17, 1986 and are now employed or supervised by you.

A. Name \_\_\_\_\_ Relationship \_\_\_\_\_

Position \_\_\_\_\_ Employer \_\_\_\_\_  
(IDENTIFY CITY, COUNTY, DISTRICT OR STATE AGENCY)

Date Hired \_\_\_\_\_

B. Name \_\_\_\_\_ Relationship \_\_\_\_\_

Position \_\_\_\_\_ Employer \_\_\_\_\_  
(IDENTIFY CITY, COUNTY, DISTRICT OR STATE AGENCY)

Date Hired \_\_\_\_\_

(Use ITEM 5, CONTINUATION, if necessary)

**ITEM 5 | CONTINUATION**

\_\_\_\_\_  
(Signature)

\_\_\_\_\_  
(Date)

## General Information - Filing Requirements

A public official or public employee may employ, recommend the employment of, or supervise the employment of an immediate family member if:

- 1) he or she does not abuse his or her official position; and
- 2) makes a written disclosure with the person in charge of keeping records for the governing body or a disclosure on the record to the governing body; and
- 3) he or she has first made a reasonable solicitation and consideration of applications for such employment:

NOTE: Examples of abuse of one's position could include, but are not limited to, (1) providing an unreasonably high salary, (2) not requiring the employee to actually perform the duties of his or her position, (3) terminating another employee to make a position available for an immediate family member, (4) hiring an immediate family member who is not qualified to hold the position.

### I. Who Must File:

- A. Public officials and employees employing, recommending employment, or supervising the employment of an immediate family member must make a disclosure to the person in charge of keeping records for the governing body of the entity. Where applicable the disclosure may be made on the record to the governing body of the entity in lieu of a written disclosure.
- B. Public officials and employees who currently employ or supervise an immediate family member(s) employed prior to the election or appointment of the public official or public employee or prior to July 17, 1986.

### II. When to File:

- A. Public officials and employees must file prior to employing, recommending employment, or supervising the employment of an immediate family member.

**Governing body** means the village board of a village, the city council of a city, the board of commissioners or board of supervisors of a county, the board of directors of a public power district, or any body with the ultimate power to determine the entity's policies and control its activities.

**Immediate Family Member** means a child residing in an individual's household, a spouse of an individual, or an individual claimed by the public official or employee or his or her spouse as a dependent for federal income tax purposes.

**Public employee** means an employee of the state or a political subdivision thereof.

**Public official** shall mean an official in the executive branch, an official in the legislative branch, or an elected or appointed official in the judicial branch of the state government or a political subdivision thereof; any elected or appointed members of a governing body of a state institution of high education.

- B. Newly elected or appointed public officials or employees shall file prior to or as soon as reasonably possible after the official date of taking office.

### III. Where to File:

This form or other written disclosure should be filed with the person in charge of keeping records for the governing body of the entity served. (i.e., state officials and employees file with the head of their agency or department; officials and employees of public power districts file with the district office; county officials and employees file with the county clerk; city or village officials or employees file with the city or village clerk; officials and employees of natural resource districts file with the office of the district manager; school district officials and employees file with the district superintendent or secretary of the school board. **Disclosure need not be made to the Nebraska Accountability and Disclosure Commission.**

**Disclosure of Contractual Interests by Local Officers.** If you are disclosing an interest in a contract to which a local governing body on which you serve is a party, use NADC Form C-3, Contractual Interest Statement.

**Disclosure of Potential Conflict of Interest by State Executive Branch Officials, Employees, and Others Required to file Statements of Financial Interests.** If you are disclosing a potential conflict of interest under section 49-1499 of the Accountability Act, use NADC Form C-2, Potential Conflict of Interest Statement.

## Definitions

**Official in the executive branch** means an official holding a state executive office as provided in Article IV, Constitution of Nebraska, including Governor, Lieutenant Governor, Secretary of State, Auditor of Public Accounts, State Treasurer, Attorney General, Tax Commissioner, the heads of such other executive departments as set forth in the Constitution or as may be established by law, a deputy thereto, or a member of any state board or commission.

**Official in the legislative branch** means a member or member-elect of the Legislature, a member of an official body established by and responsible to the Legislature, or employee thereof other than an individual employed by the state in a clerical or nonpolicymaking capacity.

Statutory Authority: Section 49-1499.01 Revised Statutes of Nebraska.

<b>NEBRASKA ACCOUNTABILITY AND DISCLOSURE COMMISSION</b> 11 <sup>th</sup> Floor, State Capitol P.O. Box 95086 Lincoln, NE 68509 (402) 471-2522	<b>CONTRACTUAL INTEREST STATEMENT</b>  <b>NADC FORM C-3</b>	POSTMARK DATE	
		MICROFILM NUMBER	
BEFORE COMPLETING THIS FORM READ THE FILING REQUIREMENTS ON PAGE 3		OFFICE USE ONLY	

- A local officer with an interest in any contract to which his or her governing body or anyone for its benefit is a party must disclose the interest on the record of the governing body responsible for approving the contract, or in writing by filing this form.
- File with the person charged with keeping records for the governing body involved in the contract **prior** to official consideration of the contract.
- Persons who fail to disclose their interests or otherwise do not comply with the law are subject to penalties.

<b>ITEM 1</b>	<b>YOUR NAME ADDRESS AND PHONE NUMBER</b>
---------------	---

Name \_\_\_\_\_ Telephone No. \_\_\_\_\_  
Last First Middle

Address \_\_\_\_\_  
STREET ADDRESS OR RURAL ROUTE City STATE ZIP CODE

<b>ITEM 2</b>	<b>OFFICE OR POSITION, ADDRESS, PHONE, TERM OF OFFICE</b>
---------------	---

Office or Position: \_\_\_\_\_ Term: \_\_\_\_\_

Name of City, County, District, Village, etc: \_\_\_\_\_

Address \_\_\_\_\_ Phone \_\_\_\_\_

<b>ITEM 3</b>	<b>CONTRACT IN WHICH YOU HAVE AN INTEREST</b>
---------------	---

A. Names of Contracting Parties: \_\_\_\_\_

B. Body Which Will Consider the Contract: \_\_\_\_\_

C. Date Set for Consideration: \_\_\_\_\_

D. Subject Matter and Basic Terms: \_\_\_\_\_

---



---



---



---



---



---



---



---

ITEM 4	NATURE AND EXTENT OF YOUR INTEREST IN THE CONTRACT AND AMOUNT OF CONTRACT (Use ITEM 5, CONTINUATION, if necessary)
--------	--

--

ITEM 5	CONTINUATION
--------	--------------

--

\_\_\_\_\_  
(Signature)

\_\_\_\_\_  
(Date)

## General Information - Filing Requirements

### I. Who Must File:

A local officer with an interest in a contract to which his or her governing body or anyone for its benefit is a party must disclose the interest on the record of the body responsible for approving the contract, or in writing by filing this form.

### II When to File:

An officer must declare his or her interest in a contract and the nature and extent of the interest **prior** to official consideration of the contract. The information concerning the contract listed in ITEM 3 of this form must be provided to the person in charge of keeping records of the governing body within 10 days after the contract is signed by both parties.

### III. Where to File:

File with the person charged with keeping records for the governing body involved in the contract. For example, members of a County Board of Commissioners file with the County Clerk.

**Disclosure of Potential Conflict of Interest by State Executive Branch Officials, Employees, and Others required to file Statements of Financial Interest.** If you are disclosing a potential conflict of interest under section 49-1499 of the Accountability Act, use NADC Form C-2, Potential Conflict of Interest Statement.

**Disclosure of the Employment of Immediate Family Members.** If you are disclosing the employment of an immediate family member, use NADC Form C-4, Employment of Immediate Family Members Disclosure Statement.

**Officer** means a member of the board of directors of a natural resources district, a member of any board or commission of any county, school district, city or village which spends and administers its own funds, who is dealing with a contract made by such board or commission, and any elected county, school district, educational service unit, city, or village official, and a member of any board of directors or trustees of a district hospital as provided by the Nebraska Local Hospital District Act or a county hospital as provided by sections 23-343 to 23-343.19. Officer shall **not** mean volunteer firefighters or ambulance drivers with respect to their duties as firefighters or ambulance drivers.

**Governing Body** means the board of directors of a natural resources district, the board of supervisors or the board of commissioners of any county, a school district board, the board of an educational service unit, the city council of a city, the village board of a village, the board of directors or trustees of a district hospital as provided by the Nebraska Local Hospital District Act, sections 23-343.20 to 23-343.47, or a county hospital as provided by sections 23-343 to 23-343.19, or any board or commission of any county, school district, city or village which spends and administers its own funds.

An officer has an **interest** in a contract when the officer or his or her spouse, parent, or child: (a) has a business association as defined in sections 49-1408 and 49-14,103.01(5) with the business involved in the contract, or (b) will receive a direct pecuniary fee or commission as a result of the contract. An officer interested in a contract with his or her governing body may not: (1) vote on the matter of granting the contract, or (2) act for the governing body as to inspection or performance under the contract.

An **open account** established for the benefit of any governing body with a business in which an officer has an interest is considered a contract subject to disclosure requirements.

For purposes of contractual interest conflicts, as covered by section 49-14,103.01, ownership of less than five percent of the outstanding shares of a corporation shall not constitute an interest subject to disclosure.

Receiving deposits, cashing checks, and buying and selling warrants and bonds of indebtedness of a governing body by a financial institution is **not** considered a contract.

Any governing body as defined below may prohibit officers from having an interest in contracts over a specific dollar amount. A governing body may also exempt from disclosure requirements contracts for one hundred dollars or less in which an officer of the body has an interest.

### Definitions

**Business** means any corporation, partnership, sole proprietorship, firm, enterprise, franchise, association, organization, self-employed individual, holding company, joint stock company, receivership, trust, activity or entity.

**Business with which you are associated** means a business: (1) in which you are a partner, director or officer; or (2) in which you or a member of your immediate family is a stockholder of closed corporation stock worth \$1,000 or more at fair market value or which represents more than a 5 percent equity interest, or is a stockholder of publicly traded stock worth \$10,000 or more at fair market value or which represents more than a 10 percent equity interest.

For purposes of contractual interest conflicts, as covered by section 49-14,103.01, ownership of less than five percent of the outstanding shares of a corporation shall not constitute an interest subject to disclosure.

Statutory Authority: Section 49-14,103.01 R.S. Supp., 1987, and sections 49-14,103.02 to 49-14,103.07 R.S. Supp., 1986.

# O'Neill Public Schools

## Option Enrollment Report

December, 2018

### Option In

Date	Student	Resident District	Optioning In To:	Grade Level	School Year
------	---------	-------------------	------------------	-------------	-------------

---

### Option Out

Date	Student	Resident District	Optioning Out To:	Grade Level	School Year
------	---------	-------------------	-------------------	-------------	-------------

---

### Cancelling Option

Date	Student	Resident District	Option District	Current Grade Level	Reason
12/17/2018	Winsor, Dawson	Wheeler Central	O'Neill Public	12	Living with mom in O'Neill Dist

# O'NEILL PUBLIC SCHOOLS

Vision Statement  
**Dream, Believe, Achieve**  
Empowering Today's Students to be Tomorrow's Leaders

The  
O'Neill  
Way

Dedication  
Dignity  
Respect  
Class  
Courage  
Honor  
Excellence  
Pride

January 8, 2019

I hope everyone had a wonderful holiday with friends and loved ones! Welcome to Gene and Coby! We will welcome Aaron at the February meeting, as he will be out of the country on the 15<sup>th</sup>. The new board members will take the oath of office and sign the conflict of interest forms if necessary. Be considering whether or not we could move the February board meeting to Monday the 18<sup>th</sup>...Gene is out of town on the 11<sup>th</sup>. Also, I would like to have a board retreat that day beginning at 5:00.

Staff returned to school on Thursday the 3<sup>rd</sup> and took part in SRP (Standard Response Protocol) training. This emergency response method has been suggested as a statewide initiative to ensure all students and staff know what to do in the event of an emergency, regardless as to what building/school they are in. Students have been informed of the changes and we have scheduled drills for each of the four events during the second semester. I have attached the posters that will hang in each classroom and the public areas of the building for your review.

Our Marzano presentation on Friday was a bit of a roller coaster. On Wednesday morning we got an e-mail from Dr. Warrick, informing us that he had strep throat, and that he was going to have to cancel our training for a second time. We were fairly unhappy, as we had taken a scheduled student day to make time for this in January. We contacted the main office and asked them to find a replacement for Dr. Warrick. They were able to secure Mike Ruyle, who flew in from California to replace him. Mike did a great job and was well received by our staff. He was quite impressed with our progress with the Marzano Instructional Framework, and encouraged the staff to continue to implement what they have learned. We certainly hope increased learning for students will be the eventual outcome. Along these same lines, we would like to work to become a Marzano High Reliability School. There is a two day informational workshop for administrators in Lincoln in March, which Mr. York and Mr. Fisher will attend.

I have attached a document I shared with the new board members that I thought would be useful for all board members to review. It lists many of the programs and initiatives that we currently offer. I have also attached information about taxes, budget and Marzano that I shared with the new board members.

The state released the Nebraska Educational Profile in late December. The link can be found on the Nebraska Department of Education's website. I will be sharing the website and results at the January meeting during my report, if you want to check out the page

*The Mission of the O'Neill Public Schools is to provide engaging learning experiences in a safe and respectful environment where all students are expected to develop the skills and knowledge necessary to be independent, collaborative, and productive citizens of an ever-changing world.*

before Tuesday go to [www.education.ne.gov](http://www.education.ne.gov) on the right side of the page click on the link for the Nebraska Educational Profile.

Progress continues on the High School building project. There is steel going up on the north and west sides, concrete block on the southeast, and by the time we meet, there should be pre-cast walls up on the east and southeast corners as well! It is good to see visible progress.

Have a great weekend, and we'll see you on Tuesday!

Amy

# O'Neill Public School

Box 230 O'Neill, NE 68763

---

Corey Fisher, High School Principal

e-mail: [coreyfisher@oneillschools.org](mailto:coreyfisher@oneillschools.org)

Phone: (402) 336-1544

Date: January 15, 2019

Re: Board Report (High School)

## 2nd Semester Student Count:

- As we begin the 2nd semester of the school year our current enrollment for grades 7-12 is 346 students as of January 10, 2019. The mid-year enrollment is 11 fewer students than what I reported to you in September and 9 fewer students than in January 2018. Below is a breakdown of our current enrollment by grade:

GRADE	MALES	FEMALES	TOTAL	<b>Class averages are:</b> <ul style="list-style-type: none"><li>30 boys per class avg.</li><li>28 girls per class avg.</li><li>58 students per class avg.<ul style="list-style-type: none"><li>Class average down 1 student from January 2018</li></ul></li></ul>
7	31	32	63	
8	34	31	65	
9	23	29	52	
10	29	24	53	
11	35	24	59	
12	29	25	54	
<b>TOTALS</b>	<b>181</b>	<b>165</b>	<b>346</b>	

## 2019 Frolics Winter Dance and Coronation:

- The annual Frolics Winter Formal was held on Friday, January 11th at the high school. This is an annual event that our students really look forward to each year and is sponsored by the OHS FCCLA program. The Frolics dance has been a great winter semi-formal tradition here at OHS for many years. As always, we expect appropriate dress and dance etiquette from all students.

## Marzano Instructional Framework Update:

- On Friday, January 4th, OPS teachers participated in the 3rd in-house workshop of the Marzano Instructional Development Series based on the work of Dr. Robert J. Marzano. Dr. Mike Ruyle spent the day with OPS staff and did an outstanding job
  - We continue to reference the two books titled “The Art and Science of Teaching” and also “Becoming a Reflective Teacher”. Both are exceptional resources that help guide both our workshop sessions and individual work following the workshops.
  - The additional pdf document titled “The Art and Science of Teaching” is the guide we have used for the past four years. This guide identifies all of the components of the framework.
  - The OPS Instructional Framework Website has been used for the past four years to house teacher resources and track implementation. You can access the OPS Instructional Framework Website using this link: [OPS Instructional Framework \(Marzano\) Website: https://opsoneillschools.org/instructional-framework](https://opsoneillschools.org/instructional-framework)
  - Please feel free to ask teachers about their work with “The Art and Science of Teaching” and how they are implementing the framework in their classrooms.

## School Improvement Work at O'Neill Junior-Senior High School:

- We continue to edge closer to our AdvancED External Review that will take place on February 25th and 26th. Four individuals have been assigned to conduct our external review. Mrs. Jamie Isom, Superintendent at Valentine Public Schools will be the external team leader and will be responsible for the school improvement report we receive following the visit.
- Two websites will help you view some of the information that the external team will use to conduct our audit/review.
  - [OPS School Improvement Website: https://opsoneillschools.org/school-improvement](https://opsoneillschools.org/school-improvement)
  - [High School-School Improvement Website: https://opsoneillschools.org/high-school-school-improvement](https://opsoneillschools.org/high-school-school-improvement)

## GREAT THINGS HAPPENING AT O'NEILL JUNIOR-SENIOR HIGH SCHOOL






**OPS Faculty Participate in Marzano Instructional Framework Workshop**



**Junior High Students compete in annual Geography Bee organized by Mr. Gary Hostert**



# “THE ART AND SCIENCE OF TEACHING”

Lesson Segments Involving Routine Events	Lesson Segments Addressing Content	Lesson Segments Enacted on the Spot
<p><i>Design Question 1: What will I do to establish and communicate learning goals, track student progress, and celebrate success?</i></p> <ol style="list-style-type: none"> <li>1) Providing Clear Learning Goals and Scales to Measure those Goals</li> <li>2) Tracking Student Progress</li> <li>3) Celebrating Student Success</li> </ol>	<p><i>Design Question 2: What will I do to help students effectively interact with the new knowledge?</i></p> <ol style="list-style-type: none"> <li>6) Identifying Critical Information</li> <li>7) Organizing Students to Interact with New Knowledge</li> <li>8) Previewing New Content</li> <li>9) Chunking Content into “Digestible Bites”</li> <li>10) Processing of New Information</li> <li>11) Elaborating on New Information</li> <li>12) Recording and Representing Knowledge</li> <li>13) Reflecting on Learning</li> </ol>	<p><i>Design Question 5: What will I do to engage students?</i></p> <ol style="list-style-type: none"> <li>24) Noticing and Reacting when Students are Not Engaged</li> <li>25) Using Academic Games</li> <li>26) Managing Response Rates</li> <li>27) Using Physical Movement</li> <li>28) Maintaining a Lively Pace</li> <li>29) Demonstrating Intensity and Enthusiasm</li> <li>30) Using Friendly Controversy</li> <li>31) Providing Opportunities for Students to Talk about Themselves</li> <li>32) Presenting Unusual or Intriguing Information</li> </ol>
<p><i>Design Question 6: What will I do to establish and maintain classroom rules and procedures?</i></p> <ol style="list-style-type: none"> <li>4) Establishing Classroom Routines</li> <li>5) Organizing Physical Layout of the Classroom for Learning</li> </ol>	<p><i>Design Question 3: What will I do to help students practice and deepen their understanding of new knowledge?</i></p> <ol style="list-style-type: none"> <li>14) Reviewing Content</li> <li>15) Organizing Students to Practice and Deepen Knowledge</li> <li>16) Using Homework</li> <li>17) Examining Similarities and Differences</li> <li>18) Examining Errors in Reasoning</li> <li>19) Practicing Skills, Strategies, and Processes</li> <li>20) Revising Knowledge</li> </ol>	<p><i>Design Question 7: What will I do to recognize and acknowledge adherence and lack of adherence to classroom rules and procedures?</i></p> <ol style="list-style-type: none"> <li>33) Demonstrating “Withitness”</li> <li>34) Applying Consequences</li> <li>35) Acknowledging Adherence to Rules and Procedures</li> </ol>
	<p><i>Design Question 4: What will I do to help students generate and test hypotheses about new knowledge?</i></p> <ol style="list-style-type: none"> <li>21) Organizing Students for Cognitively Complex Tasks</li> <li>22) Engaging Students in Cognitively Complex Tasks Involving Hypothesis Generating and Testing</li> <li>23) Providing Resources and Guidance</li> </ol>	<p><i>Design Question 8: What will I do to establish and maintain effective relationships with students?</i></p> <ol style="list-style-type: none"> <li>36) Understanding Students’ Interests and Backgrounds</li> <li>37) Using Behaviors that Indicate Affection for Students</li> <li>38) Displaying Objectivity and Control</li> </ol>
		<p><i>Design Question 9: What will I do to communicate high expectations for all students?</i></p> <ol style="list-style-type: none"> <li>39) Demonstrating Value and Respect for Low Expectancy Students</li> <li>40) Asking Questions of Low Expectancy Students</li> <li>41) Probing Incorrect Answers with Low Expectancy Students</li> </ol>

**O'Neill Elementary School**

***Mr. Jim York, Principal***

***Mrs. Jill Brodersen, Assistant Principal***

1700 N. 4th Street

P.O. Box 230

O'Neill, Nebraska

Phone: (402)-336-1400 Fax: (402)-336-2651

**O'Neill Elementary Eagle Way 🦅 Be Safe 🦅 Be Respectful 🦅 Be Responsible**

## **Board Note from the Elementary January 2019**

Happy New Year from OES! We are starting the year with a bang. I wanted to take a moment to inform you all about some of the things that will be going on in our building this semester:

1. We recently had a district-wide training with Dr. Mike Ruyle from Marzano Research. The training was connected to previous trainings we have had with Dr. Phil Warrick. We focussed on DQ 2: Interacting with Knew Knowledge, DQ 3: Practicing and Deepening Understanding of New Knowledge, and DQ 7: Classroom Rules and Procedures. The work we are doing with the Marzano Framework has made a marked difference in the classroom & continues to pay dividends. I'm excited for the next step in our journey with the Marzano Instructional Framework.
2. The MTSS (Multi-tiered Systems of Support) Process has been in place for a semester now and I can say that I am confident that it is working. We have been able to place students into intervention groups based on their current math and reading abilities in order to help best reach students at their learning level. We are seeing significant growth with our reading and

**O'Neill Elementary School**  
**Mr. Jim York, Principal**  
**Mrs. Jill Brodersen, Assistant Principal**  
1700 N. 4th Street  
P.O. Box 230  
O'Neill, Nebraska

Phone: (402)-336-1400 Fax: (402)-336-2651

**O'Neill Elementary Eagle Way 🦅 Be Safe 🦅 Be Respectful 🦅 Be Responsible**

math scores, but we still have more work to do. I'm looking forward to seeing where the MTSS process will take us.

3. Our School Improvement Visit is coming up on February 25-26.

The OPS school improvement team has been working hard to prepare for the visit and I feel we are prepared to have a successful visit. We are currently working on a website that houses much of our school improvement information. If you would like to see it, the website can be found at the following link: <https://goo.gl/mMsFEC>

If you ever have any questions, please feel free to stop by the Elementary to talk. Finally, I wanted to say "thank you" to our outgoing board members and "welcome" to our incoming board members. I am looking forward to working with all of the board this year!

**\*\*NOTE\*\*** I have attached some information from our previous newsletter, as well.

**O'Neill Elementary School**

**Mr. Jim York, Principal**

**Mrs. Jill Brodersen, Assistant Principal**

1700 N. 4th Street

P.O. Box 230

O'Neill, Nebraska

Phone: (402)-336-1400 Fax: (402)-336-2651

**O'Neill Elementary Eagle Way 🦅 Be Safe 🦅 Be Respectful 🦅 Be Responsible**



## **Junior Eagle Journal**

Your Source for News from O'Neill Elementary School  
January 2019



### **The Eagle Way Can Take You a Long Way**

"Be Safe, Be Respectful, Be Responsible...that's the Eagle Way!" Students at O'Neill Elementary start their weeks with this chant during our Mission Monday assemblies. This isn't just a chant we use in our building. It's an expectation for how all students and staff should act all day, every day, no matter where they are.

Are there times students slip up and need to be reminded of what the Eagle Way looks like? You bet! But, we are here to help students learn these important life skills that will make them successful members of society when they become adults. There are even times that we, as adults slip up, but if we show students that we are human, students can see how the "Eagle Way" isn't about perfection, but purpose.

Going into second semester, I have been looking at our SWIS (PBIS) data and noticed a GREAT trend. In comparison to last year, we are averaging less discipline referrals per month this year. We still have room to go, but I feel these changes have made big difference for our learning environments, as well.

Ultimately, these small changes will help all of us become not only better students and teachers, but better people. The Eagle Way can REALLY take you a long way.

Thank you,

Mr. Jim York

Principal, O'Neill Elementary School

# Administrative Report for School Board

## January 15, 2019

Nick Hostert, AD

---

### Activities –

**FFA:** We travel to Atkinson on Wednesday for District FFA competition. We hope to have a number of members qualify for state, and they will have another chance at state when they compete at the District CDE competition on Wednesday, February 27.

**Music:** We have a number of students attending honor choirs and instrumental music festivals at UNK, WSC, and Pierce. District Music will be held at O’Neill for the next two years. This year’s contest is set for April 12<sup>th</sup>.

**Basketball:** Both the girls and boys varsity teams participated in the Stanton Holiday Tournament over the holiday break. They have competed well thus far and the boy’s team finished 2<sup>nd</sup> at the Stanton Tourney. The girls finished 3<sup>rd</sup> at the Stanton Tourney and are 6-4 on the season. Conference tournament seeding takes place next week and most of the tournament is in Norfolk.

**Wrestling:** Ty Rainforth won his weight class at the Mid Dakota Monster in Presho, SD last weekend and we had four other wrestlers that medaled. The team travels to West Holt this weekend. We travel to Grand Island for District Wrestling on February 8 & 9.

**Speech:** We have roughly 30 students competing in speech this season and we travel to Pierce this weekend for our first meet of the season. They will compete on most Saturdays over the coming weeks and Districts are in David City on March 11. We have added a few more Class B meets to our schedule this year, as it appears we may be classified as a Class B school for some time. Our JH Speech team will compete in several JH speech events at the conclusion of our HS season.

**Christmas Concert:** This annual event was again well attended and both bands and choirs put on a great show.

**NSAA:** I attended the second district meeting of the year in Norfolk this week and voted on proposals that passed (first round action) from our district and the others throughout the state. Some changes that might take effect for next year include:

- Adding girls wrestling as a NSAA sport.
- Adding bowling as a NSAA sport.
- Changing the dates for girls and boys basketball District final games.
- Changing the format for district softball.

**Booster Club:** The Booster Club basketball tournaments are just around the corner and we will be asking for volunteers to help keep the clock and officiate. Please let me know if you are interested in helping.

**Frolics:** Candidates for King and Queen are: Stephanie Gonzalez, Alison Dugan, Ayden Dugan, Amaya Dinslage. Back row: Dennis Herrera, Francisco Perez, Collin Lorenz, Heydon Strobe. The dance will be on Friday, January 11.

**Quiz Bowl:** The quiz bowl team will begin competition in the KNEN quiz bowl in early February. We will host the Mid State Conference quiz bowl competitions this spring.

**Musical:** The O.H.S. production of "Schoolhouse Rock Live" will be performed April 13 & 14. Mrs. Liesy has the cast set and most of the crew is in place. Other sponsors helping this year include: Karen Tschida, Chad Dean, Shane Kruse and Terry Kloppenborg.

**FCCLA:** Nine schools and around 170 kids will attend the District FCCLA competition in Chambers on January 30. Our chapter has 25 competitors entered in a number of events. Winners will advance to State FCCLA, held annually in Lincoln.

**"O" Club:** Members will be delivering "Meal on Wheels" this month. This is the second week this school year we have participated in this event.



# O'NEILL ELEMENTARY SCHOOL

Shannon Stelling-Special Education Director

1700 N. 4<sup>th</sup> St.

O'Neill, NE 68763

Phone: (402) 336-1948 Fax: (402) 336-2651

---

- Current Special Education enrollment is 145 with eight initial evaluations being completed. Ten IEPs (Individualized Education Plan), three MDTs (Multi-Disciplinary Team) and two behavior meetings were held since the last board meeting.
- The Exception to the 1% application and justification was completed and returned to the Nebraska Department of Education. Students that meet the necessary qualifications complete the alternate assessment version of the state assessment. It is the expectation of the state of Nebraska that every district have less than 1% of their student testing population participate in taking the alternate assessment. Last school year 1.42% of our student (testing age) population completed the 1%. The checklist that is used to determine which students qualify as well as our application and justification are attached to this document.
- Jill Langan held a Mandt recertification class for six certified staff members on January 3rd. This class was completed during the early out time on January 7th. The Mandt System is a comprehensive, integrated approach to preventing, de-escalating and when necessary intervening when the behavior of an individual poses a threat to themselves and/or others. Additionally, the Mandt System integrates knowledge about the neurobiological impact of childhood trauma with the principles of positive behavior support and provides a framework that empowers service providers to do their work in a way that minimizes the use of coercion in behavior change methodologies.
- The Special Education Staff Christmas party was held on December 21st. A special thanks to everyone that attended!
- In the photograph on the next page, you can see an example of inclusion. Autumn is a preschooler that attends preschool in the building from August until the start of the flu season and from mid spring until the end of the school year. She is homebound during the flu season due to her medical diagnosis of SMA. Grace (Autumn's mom), Mrs. McIntosh, Mrs. Mathews, Mrs. Benson, Mrs. Neuheisel and Mrs. Childers ensure that Autumn remains included in the preschool experience as much as possible while she is at home. Below you can see Autumn being able to watch Officer Kohlman read the preschool students a story via the computer. Autumn's classmates can interact with her via the SmartBoard.

## *Vision Statement:*

*Dream, Believe, Achieve: Empowering Today's Students to be Tomorrow's Leaders*



# O'NEILL ELEMENTARY SCHOOL

Shannon Stelling-Special Education Director

1700 N. 4<sup>th</sup> St.

O'Neill, NE 68763

Phone: (402) 336-1948 Fax: (402) 336-2651



## *Vision Statement:*

*Dream, Believe, Achieve: Empowering Today's Students to be Tomorrow's Leaders*

# Alternate Assessment Criteria

Student Name: \_\_\_\_\_

If it is determined that there is sufficient information to support **ALL** of the criteria below and all of the IEP team agrees, the IEP team should document this decision on the student's current IEP. Students who do not meet all of the criteria will participate in the general statewide assessment with/without accommodations.

Participation Criteria	Criteria Descriptors	Agree (Yes) or Disagree (No)?												
1. The student has a most significant cognitive disability.	Review of student records indicates a disability or multiple disabilities that significantly impacts the intellectual functioning and adaptive behavior so that extensive modifications are required in order to access the general curriculum. <i>* Adaptive behavior is defined as essential for someone to live independently and to function safely in daily life.</i>	Yes / No												
2. The student's course of study is aligned to the Extended Indicators of the Nebraska College and Career Academic Standards.	Goals and instruction documented in the IEP for this student are aligned to the enrolled grade level Extended Indicators and address knowledge and skills that are appropriate and challenging for this student.	Yes / No												
3. The student requires extensive, direct individualized instruction and substantial supports to achieve measurable gains on the Nebraska College and Career Academic Standards for the grade they are enrolled.	The student (a)requires frequent and extensive, repeated instruction presented in individualized incremental steps (that is not of a temporary nature) in order to apply and transfer skills across settings <b>and</b> (b) uses substantially adapted materials and individualized methods of accessing information in alternative ways to acquire, maintain, generalize, demonstrate and transfer skills across multiple settings, including school, workplace, community and home <b>and</b> (c)uses educational support systems such as: assistive technology, personal care issues, and/or health/medical services.	Yes / No												
4. The decision to participate in the Alternate Assessment is <b>NOT BASED</b> on:	<table border="0" style="width: 100%;"> <tr> <td style="width: 33%;">1. Specific disability or label</td> <td style="width: 33%;">7. Low reading level</td> </tr> <tr> <td>2. Excessive or extended absence</td> <td>8. Disruptive behavior</td> </tr> <tr> <td>3. Native language/social/cultural or economic differences</td> <td>9. Administrator decision</td> </tr> <tr> <td>4. Educational environment or setting</td> <td>10. Impact of student scores for accountability system</td> </tr> <tr> <td>5. Percent of time receiving special education</td> <td><b>11. Expected poor performance on the general education assessment</b></td> </tr> <tr> <td>6. English Learner status</td> <td></td> </tr> </table>	1. Specific disability or label	7. Low reading level	2. Excessive or extended absence	8. Disruptive behavior	3. Native language/social/cultural or economic differences	9. Administrator decision	4. Educational environment or setting	10. Impact of student scores for accountability system	5. Percent of time receiving special education	<b>11. Expected poor performance on the general education assessment</b>	6. English Learner status		Yes / No
1. Specific disability or label	7. Low reading level													
2. Excessive or extended absence	8. Disruptive behavior													
3. Native language/social/cultural or economic differences	9. Administrator decision													
4. Educational environment or setting	10. Impact of student scores for accountability system													
5. Percent of time receiving special education	<b>11. Expected poor performance on the general education assessment</b>													
6. English Learner status														

**IEP team members:** My signature below indicates that I agree with the decision to participate in the alternate assessment, which is based on Nebraska's College and Career Ready Extended Indicators, because **ALL** four criteria listed have been met.

_____	_____
(Parent/guardian)	(Date)
_____	_____
(Student)	(Date)
_____	_____
(Administrator/designee)	(Date)
_____	_____
(Teacher)	(Date)
_____	_____
(Other – please specify name and position)	(Date)

**JUSTIFICATION FOR EXCEPTION TO THE 1.0 PERCENT "PARTICIPATION" ON  
 NSCAS ALTERNATE ASSESSMENT FOR THE 2018-2019 SCHOOL YEAR**

1.

District Name and Number <i>O'Neill Public Schools</i>	County <i>HOLT</i>
Name of District Superintendent <i>Amy Shane</i>	Telephone (Include Area Code) <i>402-336-3775</i>
E-Mail <i>amyshane@oneillschools.org</i>	FAX (Include Area Code) <i>402-336-2651</i>

2. The number of students at the state level who are reported as "participating" on the NSCAS Alternate Assessments may not exceed 1.0 percent of all students assessed in grades 3-8 and 11 per subject area. Does your district anticipate that the students participating on the NSCAS Alternate Assessments will exceed the 1.0 percent in grades 3 – 8 and 11 per subject area?

- YES – please complete questions 3 and 4 below, sign and return this form.  
 NO – sign and return this form.

3. Provide a description with supporting evidence that identifies specific programs or circumstances within the district that may contribute to higher enrollments of students with significant cognitive disabilities that would result in a participation rate in excess of 1.0 percent. Evidence may include elements such as descriptions of the program, number of contracted-in students with significant cognitive disabilities resulting from these programs, and/or other circumstances resulting from these programs, small overall student population or any other variables that may also contribute to higher numbers of students identified. Attach additional pages if necessary. (Please include the process that is followed to determine which students are administered the Alternate Assessment).

*see attached*

4. The district ensures that it is fully and effectively addressing the requirements of 34 CFR § 200.6. Please initial each box that pertains to your district.

- The district uses appropriate guidelines when IEP teams determine the student's significant cognitive disability justifies taking NSCAS alternate assessments. These guidelines are consistent with the Nebraska Department of Education's *IEP Team Decision Making Flow Chart: Nebraska Statewide Alternate Assessment for Students with the Most Significant Cognitive Disabilities, Alternate Assessment Criteria and IEP Team Decision Making Guidelines for NSCAS Assessments* posted on the Department's website. <http://www.education.ne.gov/sped/assessment.html>
- The student's IEP meets the requirements in Rule 51 007.07A3, 007.07A7, 007.07.A7a and 007.07A7b.
- Students with most significant cognitive disabilities (taking NSCAS Alternate Assessments) are included in the general education curriculum to the maximum extent possible. Curriculum is based on extended indicators for grade level content.
- The district ensures the use of appropriate accommodations throughout the district.
- IEP teams select accommodations based on the individual student's needs.
  - General education and special education teachers collaborate to determine appropriate accommodations that ensure access to the general education curriculum at grade level.
  - Accommodations are disseminated to all appropriate staff to ensure accommodations are provided as outlined in the IEP.
- The district takes steps to ensure that parents participate in the IEP team meeting. Through the IEP process, parents are knowledgeable about their child's curriculum is based on extended indicators. Parents understand the NSCAS system and their child's participation in the alternate assessments.

*12-11-18*

Date of Submission

*Amy Shane*

Signature of District Superintendent

## Justification Support Worksheet for Schools

School Name	Completed by
O'Neill Public	Amy Shane

### Projected Disability Categories of NSCAS Alternate Assessment Participants

- Provide the projected count of students identified in each of the following disability categories that will be participating in NSCAS Alternate Assessment for 2018-2019.

Disability as Identified in IDEA	Projected NSCAS Alternate Assessment Participation Count
1. Multiple Disabilities	1
2. Intellectual Disability	3
3. Autism	
4. Other Health Impaired	2
5. Emotional Disturbance	
6. Deaf/Blind	
7. Traumatic Brain Injury	
8. Hearing Impairment	
9. Visual Impairment	
10. Orthopedic Impairments	
11. Specific Learning Disability	
12. Speech/Language Impairment	

Explain why the students with disabilities identified in categories 3 through 12 above are assigned to the alternate assessment.

See attached

Select all that apply.

- IEP teams use the ***Alternate Assessment Criteria*** ([https://cdn.education.ne.gov/wp-content/uploads/2018/01/Alternate-Assessment-Criteria-Updated-11\\_29.pdf](https://cdn.education.ne.gov/wp-content/uploads/2018/01/Alternate-Assessment-Criteria-Updated-11_29.pdf)) for determining eligibility for the alternate assessment.
- IEP teams determine eligibility for the alternate assessment using the ***IEP Team Decision Making Flow Chart*** (<https://cdn.education.ne.gov/wp-content/uploads/2017/11/IEP-Team-Decision-Making-Flow-Chart-Alternate-Assessment-11-21.pdf>) and ***Most Significant Cognitive Disability Definition*** (<https://cdn.education.ne.gov/wp-content/uploads/2018/03/Most-Significant-Cognitive-Disability-Definition.pdf>) for guidance.
- All alternate assessment test administrators have the required

training for administering the alternate assessment.

⊗ IEP teams ensures that the decision for a student to participate in the alternate assessment are NOT based on the following criteria;

1. Disability Category
2. Poor/extended absences
3. English Learner status
4. Anticipated emotional duress
5. Educational/Instructional setting
6. Low achievement level
7. Academic and other services the student receives
8. Native language, social or cultural or economic differences
9. Expected poor performance on the general assessment
10. Impact of student scores on the accountability system
11. Percent of time receiving special education services
12. Administration decision
13. Anticipated disruptive behavior
14. Need for accommodations (e.g., assistive technology; augmentative and alternative communication (AAC) to participate in the assessment process)

O'Neill Public Schools  
Request for Exception to the 1.0 Percent, 2018-2019

O'Neill Public Schools is requesting an exemption of the 1% rule because of our unique school and community make-up. Our school is located in the northern Sandhills region and is home to the county seat. The community hosts many support services and programs for people and families in various needs. These programs include: DHHS, Building Blocks Foster Care, Professional Partner, Migrant Workers Program and North Star Developmental Disabilities Group Home and Main Office. Our community is also home to Valley Hope Residential Treatment Program and Bright Horizon's Resources for Survivor's Program. This program offers a women's shelter for women and families in need. DHHS also provides housing and shelter through the low income housing programs they have. In addition to previously mentioned supports O'Neill has five counseling officers to provide various levels of need to our community. Avera Hospital and Clinics can also be added to the long list of supports our community provides that attracts with various needs.

Please be assured that we review each alternate assessment case on a yearly basis and follow the IEP Decision Making Guidelines Document for Alternate Assessments. Students must meet the criteria noted on the Alternate Assessment Checklist in order to qualify for the alternate assessment.

MULTI- This student has a history of congenital hydrocephalus. [REDACTED] requires 1:1 assistance for all daily living and self-care activities. He has a seizure disorder, difficulty swallowing and is partially sighted. This student scores less than the first percentile in every area.

#### Intellectual Disability:

Student 1- This student has a full scale IQ of 56, processing speed of 63, working memory of 65 and a verbal comprehension index of 62. This student has a significant cognitive disability and receives instruction in a curriculum that is aligned to the Nebraska College and Career Ready Extended Indicators. Additionally, this student requires significant adaptations or support in daily living skills at school and at home.

Student #2 This student has a full scale IQ of 65, processing speed of 75, working memory of 59, and verbal comprehension of 65. Her scores on the Vineland are as follows: communication 56, daily living skills 42, socialization 54, motor skills 37 and adaptive behavior 44. This student also has a significant cognitive disability and receives instruction in a curriculum that is aligned to the Nebraska College and Career Ready Extended Indicators. Additionally, this student requires significant adaptations or support in daily living skills at school and at home.

Student #3 This student has a significant cognitive disability. He has a full scale IQ of 49, processing speed of 76, working memory of 45, and verbal comprehension of 50. His Vineland scores are as follows: communication 46, daily living skills 48, socialization 59, and adaptive 54. This student has a 1:1 para professional with him at all times to keep him and those around him safe. His severe cognitive impairment paired with significant abuse as a young child impairs his ability to control his impulses. He receives instruction in a curriculum that is aligned to the Nebraska college and Career Ready Extended Indicators. This student requires 1 to 1 assistance in all areas of daily living to keep himself safe and those around him safe.

#### OHI

Student #1 This student had brain cancer as a young child. Chemo therapy and radiation shrunk the tumor; however, what is left of the tumor is inoperable. Additionally, this student has a seizure disorder and experiences multiple seizures a day. His full scale IQ is 40, processing speed 45, working memory 45 and verbal comprehension score of 45. His Vineland scores are: communication 33, daily living 22, socialization 44, and adaptive 33. This student has a 1 on 1 para during all part of his day to support academics, functional life skills and daily living activities. He is also mostly nonverbal.

Student #2 This student experiences significant cognitive impairments as well as functioning independently for his daily living needs. He has a full scale score of 64, working memory 69 and verbal comprehension 72. His Vineland scores are as follows: communication 65, daily living 45, social 56 and adaptive 55. This student

requires 1:1 para assistance to help him navigate through his school day and to support him with his education and daily living skills.

		<u>Beginning Balance</u>	<u>Expenses</u>	<u>Revenues</u>	<u>Balance Change</u>	<u>Balance</u>
05 704 0150	ACTIVITIES	19,947.60	299.20	0.00	0.00	19,648.40
	<b>ACTIVITIES TOTAL</b>	<b>19,947.60</b>	<b>299.20</b>	<b>0.00</b>	<b>0.00</b>	<b>19,648.40</b>
05 704 0126	ANNUAL	8,911.42	0.00	0.00	0.00	8,911.42
	<b>ANNUAL TOTAL</b>	<b>8,911.42</b>	<b>0.00</b>	<b>0.00</b>	<b>0.00</b>	<b>8,911.42</b>
05 704 0100	ATHLETICS	24,527.67	1,696.76	235.75	378.71	23,445.37
05 704 0101	ATHLETICS - MISC	0.00	0.00	0.00	0.00	0.00
05 704 0103	BASKETBALL DISTRICTS	0.00	0.00	0.00	0.00	0.00
05 704 0105	BASKETBALL - BOYS	(316.17)	120.00	0.00	0.00	(436.17)
05 704 0106	BASKETBALL - GIRLS	133.00	720.00	871.10	0.00	284.10
05 704 0107	BASKETBALL - BOYS/GIRLS	259.00	1,190.00	1,418.00	0.00	487.00
05 704 0108	CROSS COUNTRY	432.00	0.00	0.00	0.00	432.00
05 704 0109	FOOTBALL	3,370.39	0.00	0.00	0.00	3,370.39
05 704 0110	GOLF - BOYS	0.00	0.00	0.00	0.00	0.00
05 704 0111	GOLF - GIRLS	10.00	0.00	0.00	0.00	10.00
05 704 0114	SOFTBALL	(947.56)	0.00	0.00	0.00	(947.56)
05 704 0115	TRACK	0.00	0.00	0.00	0.00	0.00
05 704 0116	VOLLEYBALL DISTRICTS	634.00	0.00	0.00	0.00	634.00
05 704 0117	VOLLEYBALL	479.25	0.00	0.00	0.00	479.25
05 704 0118	WRESTLING	(487.00)	1,248.00	1,497.04	(352.04)	(590.00)
05 704 0120	ACTIVITY TICKETS - STUDENTS	0.00	0.00	0.00	0.00	0.00
05 704 0121	ACTIVITY TICKETS - ADULTS	480.00	0.00	0.00	0.00	480.00
05 704 0122	ACTIVITY TICKETS - FAMILY	300.00	0.00	0.00	0.00	300.00
05 704 0124	FINES/LOST EQUIPMENT	0.00	0.00	0.00	0.00	0.00
	<b>ATHLETICS TOTAL</b>	<b>28,874.58</b>	<b>4,974.76</b>	<b>4,021.89</b>	<b>26.67</b>	<b>27,948.38</b>
05 704 0211	CLASS OF '19	2,143.72	0.00	0.00	0.00	2,143.72
05 704 0212	CLASS OF '20	6,700.27	0.00	0.00	0.00	6,700.27
05 704 0213	CLASS OF '21	3,807.13	0.00	0.00	0.00	3,807.13
05 704 0214	CLASS OF '22	1,365.85	0.00	0.00	0.00	1,365.85
05 704 0215	CLASS OF '23	731.06	0.00	0.00	0.00	731.06
05 704 0216	CLASS OF '24	5.00	0.00	0.00	0.00	5.00
05 704 0300	ALUMNI	4,356.70	0.00	0.00	0.00	4,356.70
	<b>CLASSES TOTAL</b>	<b>19,109.73</b>	<b>0.00</b>	<b>0.00</b>	<b>0.00</b>	<b>19,109.73</b>
05 704 0301	BAND	2,552.97	0.00	0.00	0.00	2,552.97
05 704 0303	CHEERLEADERS	2,392.78	0.00	195.08	0.00	2,587.86
05 704 0304	CHEMISTRY CLUB	243.83	0.00	0.00	0.00	243.83
05 704 0305	ROBOTICS/CHESS CLUB	2,443.00	0.00	0.00	0.00	2,443.00
05 704 0306	CHOIR - JH/HS	2,938.17	0.00	0.00	0.00	2,938.17
05 704 0308	FACULTY FUND - ELEMENTARY	(70.32)	0.00	0.00	0.00	(70.32)
05 704 0309	FACULTY FUND - HIGH SCHOOL	678.07	0.00	0.00	0.00	678.07
05 704 0310	FINE ARTS CLUB	3,267.65	0.00	0.00	0.00	3,267.65
05 704 0311	FLAG CORPS	2,038.85	0.00	0.00	0.00	2,038.85
05 704 0312	JR COUNCIL	330.56	0.00	0.00	0.00	330.56
05 704 0313	LIBRARY - ELEMENTARY	2,000.37	737.07	0.00	0.00	1,263.30
05 704 0314	LIBRARY - HIGH SCHOOL	693.61	0.00	0.00	0.00	693.61
05 704 0317	MOCK TRIAL	69.13	0.00	0.00	0.00	69.13
05 704 0318	MUSIC CONTEST	0.36	0.00	0.00	0.00	0.36
05 704 0319	MUSICAL	1,142.54	0.00	0.00	0.00	1,142.54
05 704 0320	NATIONAL HONOR SOCIETY	530.51	0.00	420.00	0.00	950.51
05 704 0321	ONE ACTS	538.49	0.00	0.00	0.00	538.49
05 704 0322	QUIZ BOWL TEAM	10.96	0.00	0.00	0.00	10.96
05 704 0323	SOUNDSATIONAL SINGERS	12,190.33	0.00	120.94	0.00	12,311.27
05 704 0324	SPEECH TEAM	1,043.86	0.00	146.59	0.00	1,190.45

		<u>Beginning Balance</u>	<u>Expenses</u>	<u>Revenues</u>	<u>Balance Change</u>	<u>Balance</u>
05 704 0325	SPIRIT FUND	3,937.91	140.92	60.00	0.00	3,856.99
05 704 0326	STUDENT COUNCIL	619.75	450.00	1,263.60	0.00	1,433.35
05 704 0327	THEATRE/SWING CHOIR	93.74	0.00	0.00	0.00	93.74
05 704 0328	NATIONAL HISTORY DAY	38.43	0.00	0.00	0.00	38.43
05 704 0329	DRILL/DANCE TEAM	1,523.19	0.00	0.00	0.00	1,523.19
05 704 0330	DIL	3,608.34	0.00	0.00	0.00	3,608.34
05 704 0331	AUSTRALIA TRIP	0.00	0.00	0.00	0.00	0.00
05 704 0335	EAGLE EYE BROADCASTING	1,776.74	5.38	190.00	0.00	1,961.36
05 704 0336	HOLOCAUST LIT/CURRENT ISSUES	(1,552.90)	0.00	653.19	0.00	(899.71)
05 704 0337	WEIGHT ROOM	3,274.76	0.00	420.00	0.00	3,694.76
05 704 0338	PRESCHOOL	90.62	0.00	0.00	0.00	90.62
05 704 0339	OUTDOOR EDUCATION	23.91	0.00	0.00	0.00	23.91
05 704 0340	WASHINGTON DC TRIP	0.03	0.00	0.00	0.00	0.03
05 704 0341	INTERACT CLUB	1,540.24	0.00	0.00	0.00	1,540.24
05 704 0342	SUPPORT FUND	272.51	0.00	0.00	0.00	272.51
05 704 0343	FREE ENTERPRISE MARKET CLASS	(23.09)	0.00	0.00	0.00	(23.09)
05 704 0344	SENIOR ACTIVITY GYM PICTURES	46.00	0.00	0.00	0.00	46.00
05 704 0345	CTL	448.00	0.00	20.00	0.00	468.00
	<b>CLUBS TOTAL</b>	<b>50,753.90</b>	<b>1,333.37</b>	<b>3,489.40</b>	<b>0.00</b>	<b>52,909.93</b>
05 704 0127	CONCESSIONS	6,256.38	1,763.03	3,783.62	0.00	8,276.97
	<b>CONCESSIONS TOTAL</b>	<b>6,256.38</b>	<b>1,763.03</b>	<b>3,783.62</b>	<b>0.00</b>	<b>8,276.97</b>
05 704 0104	ATHLETIC DONATIONS	1,201.73	0.00	0.00	0.00	1,201.73
05 704 0128	CLUB DONATIONS	1,565.05	0.00	0.00	0.00	1,565.05
	<b>DONATIONS FOR TOTAL ATHLETICS</b>	<b>2,766.78</b>	<b>0.00</b>	<b>0.00</b>	<b>0.00</b>	<b>2,766.78</b>
05 704 0129	FCCLA	3,321.49	197.64	0.00	0.00	3,123.85
	<b>FCCLA TOTAL</b>	<b>3,321.49</b>	<b>197.64</b>	<b>0.00</b>	<b>0.00</b>	<b>3,123.85</b>
05 704 0143	FFA	19,339.71	163.89	405.49	0.00	19,581.31
05 704 0151	FFA GREENHOUSE	2,313.81	0.00	0.00	0.00	2,313.81
	<b>FFA TOTAL</b>	<b>21,653.52</b>	<b>163.89</b>	<b>405.49</b>	<b>0.00</b>	<b>21,895.12</b>
05 704 0165	MID STATE CONFERENCE	0.00	0.00	0.00	0.00	0.00
	<b>MID STATE TOTAL CONFERENCE</b>	<b>0.00</b>	<b>0.00</b>	<b>0.00</b>	<b>0.00</b>	<b>0.00</b>
05 704 0102	GATE/ACTIVITY CASH BOX	0.00	7,310.00	7,310.00	0.00	0.00
05 704 0130	GUIDANCE	932.96	0.00	0.00	0.00	932.96
05 704 0131	INTEREST INCOME	241.95	0.00	59.87	0.00	301.82
05 704 0132	INTERVENTION FUND	114.33	0.00	0.00	0.00	114.33
05 704 0133	MISCELLANEOUS	3,697.23	0.00	0.00	0.00	3,697.23
05 704 0134	SUMMER SCHOLARSHIP FUND	1,497.24	0.00	0.00	0.00	1,497.24
05 704 0136	SCHOLARSHIPS	4,770.73	0.00	0.00	0.00	4,770.73
05 704 0137	TOP OF THE NEST/READ HEADS	49.53	0.00	0.00	0.00	49.53
05 704 0138	VOICES OF YOUTH	1.58	0.00	0.00	0.00	1.58
05 704 0139	BOOK FINES/LOCKS/PLANNERS	2,858.00	0.00	0.00	0.00	2,858.00
05 704 0141	INSUFFICIENT/CLOSED ACCT CHECKS	0.00	0.00	0.00	0.00	0.00
05 704 0145	MENTORING	131.17	0.00	0.00	0.00	131.17
05 704 0147	BULLYING PREVENTION GROUP	100.00	0.00	0.00	0.00	100.00
05 704 0148	BACKPACK PROGRAM	5,081.53	0.00	0.00	0.00	5,081.53
05 704 0149	SCOREBOARD	53,618.00	0.00	350.00	0.00	53,968.00
	<b>MISCELLANEOUS TOTAL</b>	<b>73,094.25</b>	<b>7,310.00</b>	<b>7,719.87</b>	<b>0.00</b>	<b>73,504.12</b>
05 704 0152	PARENT GROUP	113.79	50.00	0.00	0.00	63.79

		<u>Beginning Balance</u>	<u>Expenses</u>	<u>Revenues</u>	<u>Balance Change</u>	<u>Balance</u>
	<b>PARENT GROUP TOTAL</b>	<b>113.79</b>	<b>50.00</b>	<b>0.00</b>	<b>0.00</b>	<b>63.79</b>
05 704 0142	SPEECH MEET	2,192.58	0.00	0.00	0.00	2,192.58
	<b>SPEECH TOTAL</b>	<b>2,192.58</b>	<b>0.00</b>	<b>0.00</b>	<b>0.00</b>	<b>2,192.58</b>
05 704 0403	ALUMNI BASKETBALL	0.00	0.00	0.00	0.00	0.00
05 704 0405	BASKETBALL CLUB - BOYS	10,522.39	5,233.90	277.00	0.00	5,565.49
05 704 0406	BASKETBALL CLUB - GIRLS	9,221.85	9,017.30	100.00	0.00	304.55
05 704 0407	ELEMENTARY BOYS BB CLUB	234.42	0.00	140.00	0.00	374.42
05 704 0408	CROSS COUNTRY CLUB	1,881.51	0.00	0.00	0.00	1,881.51
05 704 0409	FOOTBALL CLUB	(1,598.84)	238.00	0.00	0.00	(1,836.84)
05 704 0410	GOLF CLUB - BOYS	591.08	0.00	0.00	0.00	591.08
05 704 0411	GOLF CLUB - GIRLS	908.42	0.00	0.00	0.00	908.42
05 704 0412	"O" CLUB	2,845.86	55.95	0.00	0.00	2,789.91
05 704 0414	SOFTBALL CLUB	3,921.13	0.00	0.00	0.00	3,921.13
05 704 0415	TRACK CLUB	3,897.01	0.00	131.74	0.00	4,028.75
05 704 0417	VOLLEYBALL CLUB	(920.09)	366.80	0.00	0.00	(1,286.89)
05 704 0418	WRESTLING CLUB	3,210.80	2,239.50	3,827.00	(26.67)	4,771.63
05 704 0420	JH/ELEM GIRLS BASKETBALL	787.72	140.00	180.00	0.00	827.72
05 704 0422	JH/ELEM GIRLS VOLLEYBALL	766.04	0.00	0.00	0.00	766.04
05 704 0423	JH TRACK CLUB	0.00	0.00	0.00	0.00	0.00
	<b>SPORTS CLUBS TOTAL</b>	<b>36,269.30</b>	<b>17,291.45</b>	<b>4,655.74</b>	<b>(26.67)</b>	<b>23,606.92</b>
05 704 0135	T & I	2,522.00	722.71	262.00	0.00	2,061.29
	<b>T &amp; I TOTAL</b>	<b>2,522.00</b>	<b>722.71</b>	<b>262.00</b>	<b>0.00</b>	<b>2,061.29</b>
	<b>GRAND TOTAL</b>	<b>275,787.32</b>	<b>34,106.05</b>	<b>24,338.01</b>	<b>0.00</b>	<b>266,019.28</b>

OPS ACTIVITY REPORT  
DECEMBER 2018

BALANCE - NOVEMBER 30, 2018		\$ 19,947.60
<b>RECEIPTS:</b>		
NA	\$ -	
<b>TOTAL RECEIPTS:</b>		\$ -
<b>EXPENDITURES:</b>		
Fairfield Inn - Rooms for Robotics	\$ 179.20	
UNK - Honor Choir Clinic Fee	\$ 120.00	
<b>TOTAL EXPENDITURES</b>		\$ 299.20
<b>ADJUSTMENTS:</b>		
NA	\$0.00	
<b>TOTAL ADJUSTMENTS</b>		\$ -
BALANCE - DECEMBER 31, 2018		\$ 19,648.40

OPS ATHLETIC REPORT  
DECEMBER 2018

BALANCE - NOVEMBER 30, 2018		\$ 28,874.58
<b>RECEIPTS:</b>		
N Hostert - Transfer from WR Club for gratuity	\$	26.67
N Hostert - Unused cash from WR Duals in Columbus	\$	53.18
N Hostert - Unused cash from WR Valentine Invite	\$	298.86
N Hostert - Team Meal (Pinnacle Bank)	\$	235.75
N Hostert - JH G BB Gate w/Ord	\$	130.00
N Hostert - JH G BB Gate w/Burwell	\$	106.00
N Hostert - JH G BB Gate w/Valentine	\$	96.10
N Hostert - JH/JV/V G BB Gate w/Battle Creek	\$	539.00
N Hostert - JV B, C-Team G&B BB Gate w/ Wayne	\$	337.00
N Hostert - JV/V G&B BB Gate w/ Wayne	\$	548.00
N Hostert - JV/V G&B BB Gate w/ Winnebago	\$	533.00
N Hostert - JH WR Invite Gate	\$	415.00
N Hostert - WR Quad Gate	\$	600.00
N Hostert - WR Invite Entry Fee	\$	130.00
<b>TOTAL RECEIPTS:</b>		<b>\$ 4,048.56</b>
<b>EXPENDITURES:</b>		
Metropolitan Entertainment & Convention Auth - State WR Tickets	\$	32.00
Special T's & More - WR Invite T-shirts	\$	112.75
Bryan Corkle - Food for Columbus Duals	\$	422.31
Bryan Corkle - Food for Valentine Invite	\$	400.00
Nate Wabs - Sub JH WR Coach w/ Boone Central	\$	100.00
Holiday Inn & Suites - Rooms for WR Duals in Columbus	\$	629.70
Josh Miller - JV B BB Official w/Winnebago	\$	40.00
Jake Miller - JV B BB Official w/Winnebago	\$	40.00
Tyson Hostert - JV B BB Official w/Winnebago	\$	40.00
Jon Wolf - JH G BB Official w/Ord	\$	80.00
Jon Wolf - JH G BB Official w/Battle Creek	\$	65.00
Curtis Maertins - G JV/V BB Official w/Battle Creek	\$	130.00
Doug Kelley - G JV/V BB Official w/Battle Creek	\$	130.00
Emily Morrow - JH G BB Official w/Battle Creek	\$	60.00
Neil Classen - G JV/V BB Official w/Battle Creek	\$	130.00
Justin Appleby - JV G BB Official w/Wayne	\$	40.00
Emily Morrow - JV G BB Official w/Winnebago	\$	40.00
Wyatt Liewer - JV G BB Official w/Winnebago	\$	45.00
Jeff Keagle - V G/B BB Official w/Wayne	\$	130.00
Chad Cattau - V G/B BB Official w/Wayne	\$	130.00
Tyson Hostert - JV B / "C" G&B BB Official w/Wayne	\$	125.00
Jon Wolf - JV B / "C" G&B BB Official w/Wayne	\$	125.00
John Peters - V G/B BB Official w/Wayne	\$	130.00
Tyson Hostert - C-Team G&B BB Official w/Ord	\$	80.00
Emily Morrow - C-Team G&B BB Official w/Ord	\$	80.00
David Uldrich - V G&B BB Official w/Winnebago	\$	130.00
Todd Heithoff - V G&B BB Official w/Winnebago	\$	130.00
Mike Johnson - V G&B BB Official w/Winnebago	\$	130.00
Derrick Jackson - JH WR Invite Official	\$	90.00
Blake Walters - JH WR Invite Official	\$	90.00
Nate Wabs - JH WR Invite Official	\$	90.00
Bailey Thompson - WR Quad Official w/ BC/EV/Pierce	\$	180.00
Curtis Childers - WR Quad Official w/ BC/EV/Pierce	\$	180.00
Derrick Jackson - JV WR Invite Official	\$	35.00
Nate Wabs - JV WR Invite Official	\$	35.00
Ainsworth Public Schools - Refund on SH WR Invite	\$	80.00

OPS ATHLETIC REPORT  
DECEMBER 2018

Ponca High School - WR Ponca Invite Fee	\$ 28.00	
Outdoor Challenge Camps - WR Lodging for Valentine Tournament	\$ 440.00	
<b>TOTAL EXPENDITURES</b>		\$ 4,974.76
ADJUSTMENTS:		
NA	\$ -	
<b>TOTAL ADJUSTMENTS</b>		\$ -
BALANCE - DECEMBER 31, 2018		\$ 27,948.38

Regular; Processing Month 12/2018; Fund Number 08

<b>Fund: 08 Building Fund</b>						
<u>Account Number</u>	<u>Description</u>	<u>Revised Budget</u>	<u>During Month</u>	<u>To Date</u>	<u>% of Budget</u>	<u>Budget Balance</u>
08 1100	Taxes Levied	0.00	28,972.91	434,842.64	0.00	(434,842.64)
08 1115	Carline Tax	0.00	0.00	59.69	0.00	(59.69)
08 1510	Interest	0.00	101.05	912.20	0.00	(912.20)
08 1990	Contributions & Donations	0.00	0.00	0.00	0.00	0.00
	Subtotal: Local Receipts	0.00	29,073.96	435,814.53	0.00	(435,814.53)
08 3130	Homestead Exemption	0.00	0.00	0.00	0.00	0.00
08 3131	Property Tax Credit	0.00	0.00	0.00	0.00	0.00
08 3132	Personal Property Tax Credit	0.00	0.00	0.00	0.00	0.00
08 3133	Nameplate Capacity Tax	0.00	0.00	28,972.80	0.00	(28,972.80)
08 3180	Pro-Rate Motor Vehicle	0.00	0.00	316.98	0.00	(316.98)
08 3990	Other State Receipts	0.00	0.00	0.00	0.00	0.00
	Subtotal: STATE RECEIPTS	0.00	0.00	29,289.78	0.00	(29,289.78)
08 4519	IDEA Enrollment/Poverty	0.00	0.00	0.00	0.00	0.00
	Subtotal: FEDERAL RECEIPTS	0.00	0.00	0.00	0.00	0.00
08 5300	Proceeds from the Disposal of Property	0.00	6,225.99	9,057.49	0.00	(9,057.49)
	Subtotal: NON-REVENUE RECEIPTS	0.00	6,225.99	9,057.49	0.00	(9,057.49)
	Fund Total:	0.00	35,299.95	474,161.80	0.00	(474,161.80)

Account Number	Account Description	Revised Budget	Expended During Month	Expenditures to Date	% of Budget
08	Building Fund				
08 2515 350 000 0000 002	Technical Services - Bldg & Sites	\$0.00	\$0.00	\$0.00	0.00
08 2515 352 000 0000 001	Other Prof Services Bldg & Sites	\$0.00	\$0.00	\$0.00	0.00
08 2515 352 000 0000 002	Other Prof Services Bldg & Sites	\$0.00	\$0.00	\$0.00	0.00
08 2515 610 000 0000 001	Supplies Bldg & Sites	\$0.00	\$0.00	\$0.00	0.00
08 2515 610 000 0000 002	Supplies Bldg & Sites	\$0.00	\$0.00	\$0.00	0.00
08 2515 720 000 0000 001	Buildings-Acquiring Buildings & Const	\$0.00	\$0.00	\$0.00	0.00
08 2515 720 000 0000 002	Buildings-Acquiring Buildings & Const	\$0.00	\$0.00	\$0.00	0.00
08 2515 733 000 0000 000	Furniture & Fixtures (>\$5,000)	\$0.00	\$0.00	\$0.00	0.00
2515	Building & Sites	\$0.00	\$0.00	\$0.00	0.00
08 4700 352 000 0000 001	Other Prof Services Bldg Improv	\$0.00	\$0.00	\$0.00	0.00
08 4700 450 000 0000 001	Construction Services Bldg Improvements	\$0.00	\$300,024.27	\$1,015,688.26	0.00
08 4700 831 000 0000 001	Redemption of Principal Bldg Improv	\$0.00	\$0.00	\$100,000.00	0.00
4700	Building Improvements	\$0.00	\$300,024.27	\$1,115,688.26	0.00
08	Building Fund	\$0.00	\$300,024.27	\$1,115,688.26	0.00

# O'Neill Public School Expenditures 2018-2019

	2018-19 Budget	October	November	December	YTD Expenditures	Ending Balance	Budget Used
Regular Instructional	4,199,168.00	384,016.38	366,763.70	356,026.94	1,460,256.22	2,738,911.78	34.77%
ELL Program	380,736.00	30,727.29	31,931.97	31,023.61	121,078.02	259,657.98	31.80%
Poverty Programs	1,256,067.00	96,827.85	95,205.94	95,126.38	382,012.09	874,054.91	30.41%
Early Childhood Programs	104,694.00	9,832.72	9,027.08	8,785.14	35,203.12	69,490.88	33.62%
Special Education	1,733,474.00	133,228.38	134,391.35	130,449.81	522,496.10	1,210,977.90	30.14%
Special Education Birth-5	-	-	-	-	-	-	
Summer School	4,125.00	-	-	-	248.53	3,876.47	6.02%
Other Pupil Services	681,385.00	76,974.55	16,718.61	16,261.20	125,894.16	555,490.84	18.48%
SPED Pupil Services (Psychological, Speech, Audiology, OT, PT, Vision)	-	18,047.35	18,045.72	25,403.98	70,452.43	(70,452.43)	
Support Services-Staff	10,050.00	1,640.83	1,971.58	783.60	5,294.61	4,755.39	52.68%
Library Services	195,941.00	16,504.89	17,287.91	14,137.88	63,129.25	132,811.75	32.22%
Distance Learning	9,000.00	3,500.00	377.46	188.73	4,066.19	4,933.81	45.18%
Instruction-Related Technology	83,558.00	13,092.91	10,888.78	10,663.91	45,498.23	38,059.77	54.45%
General Administration	364,532.00	17,061.80	37,366.78	23,671.54	95,280.77	269,251.23	26.14%
Principals	428,595.00	42,498.30	42,230.46	41,295.30	167,710.99	260,884.01	39.13%
Activity/Athletic Director	-	8,831.75	8,831.74	8,831.75	35,536.99	(35,536.99)	
Fiscal Services	122,528.00	17,799.83	15,884.23	14,603.06	65,145.73	57,382.27	53.17%
Maintenance & Operation of Bldgs	1,872,308.00	73,840.25	59,790.55	52,999.02	250,868.26	1,621,439.74	13.40%
Security & Safety	10,710.00	1,157.52	942.35	-	2,103.95	8,606.05	19.64%
Pupil Transportation	225,500.00	26,481.78	27,856.65	27,291.10	100,069.04	125,430.96	44.38%
SPED Pupil Transportation	43,775.00	4,659.53	4,482.35	3,852.71	16,440.11	27,334.89	37.56%
Comm Serv-Dev Eagles Student Fees	-	-	6,261.44	1,023.65	7,285.09	(7,285.09)	
State Categorical Grants	57,000.00	573.39	239.63	(573.39)	7,148.00	49,852.00	12.54%
Building Improvements	-	219,175.52	435,529.75	-	655,250.27	(655,250.27)	
Federal Services	316,780.00	22,583.87	11,273.64	21,109.99	76,091.44	240,688.56	24.02%
Federal Services - IDEA	215,066.00	20,018.44	14,217.51	15,854.71	68,927.41	146,138.59	32.05%
Transfers to Activity Fund	51,000.00	-	-	-	51,000.00	-	100.00%
<b>TOTAL EXPENDITURES</b>	<b>12,365,992.00</b>	<b>1,239,075.13</b>	<b>1,367,517.18</b>	<b>898,810.62</b>	<b>4,434,487.00</b>	<b>7,931,505.00</b>	<b>35.86%</b>

## 2018-2019

September	929,084.07
October	1,239,075.13
November	1,367,517.18
December	898,810.62
January	-
February	-
March	-
April	-
May	-
June	-
July	-
August	-
YTD Expenditures	<u>4,434,487.00</u>

Regular; Processing Month 12/2018; Fund Number 01

<b>Fund: 01      General Fund</b>						
<u>Account Number</u>	<u>Description</u>	<u>Revised Budget</u>	<u>During Month</u>	<u>To Date</u>	<u>% of Budget</u>	<u>Budget Balance</u>
01 1100	Taxes Levied	9,252,166.00	162,712.89	2,978,662.76	32.19	6,273,503.24
01 1115	Carlina Tax	1,750.00	0.00	414.02	23.66	1,335.98
01 1120	Public Power Dist Sales Tax	102,000.00	0.00	0.00	0.00	102,000.00
01 1125	Motor Vehicle Taxes	415,000.00	36,176.46	173,986.34	41.92	241,013.66
01 1312	Tuition from Individ - Sum School	0.00	0.00	0.00	0.00	0.00
01 1321	Tuition from Other Dist - Reg Ed	0.00	0.00	0.00	0.00	0.00
01 1510	Interest	7,500.00	2,506.27	17,643.70	235.25	(10,143.70)
01 1800 1744	Community Services Act - Dev Eagles	0.00	3,205.00	3,709.00	0.00	(3,709.00)
01 1910	Rental of School Facilities	1,000.00	0.00	165.00	16.50	835.00
01 1910 1740	MacBook Deposits	0.00	195.00	225.00	0.00	(225.00)
01 1911	Local License Fees	1,000.00	10.00	390.00	39.00	610.00
01 1920	Contributions & Donations	2,000.00	0.00	1,140.00	57.00	860.00
01 1921	Police Court Fees	0.00	0.00	70.00	0.00	(70.00)
	Subtotal: Local Receipts	9,782,416.00	204,805.62	3,176,405.82	32.47	6,606,010.18
01 2110	County Fines and License Fees	35,000.00	4,601.83	15,586.97	44.53	19,413.03
	Subtotal: COUNTY AND ESU RECEIPTS	35,000.00	4,601.83	15,586.97	44.53	19,413.03
01 3110	State Aid	95,543.00	9,554.00	38,216.00	40.00	57,327.00
01 3120	SPED School Age	700,000.00	95,146.00	95,146.00	13.59	604,854.00
01 3125	SPED Transportation School Age	14,000.00	0.00	0.00	0.00	14,000.00
01 3130	Homestead Exemption	0.00	0.00	0.00	0.00	0.00
01 3131	Property Tax Credit	0.00	0.00	0.00	0.00	0.00
01 3132	Personal Property Tax Credit	0.00	0.00	0.00	0.00	0.00
01 3133	Nameplate Capacity Tax	800,000.00	0.00	200,970.93	25.12	599,029.07
01 3155	Textbook Loan	4,000.00	0.00	0.00	0.00	4,000.00
01 3180	Pro-Rate Motor Vehicle	12,500.00	0.00	2,198.72	17.59	10,301.28
01 3400	State Apportionment	130,000.00	0.00	0.00	0.00	130,000.00
01 3512	Distance Education Incentive Pmts	0.00	0.00	5,750.48	0.00	(5,750.48)
01 3535	Payments for HAL	7,000.00	0.00	7,148.00	102.11	(148.00)
01 3551	Career Education	50,000.00	0.00	3,781.00	7.56	46,219.00
01 3590	Ext Learning Opportunity Grant	0.00	0.00	0.00	0.00	0.00
01 3990	Other State Receipts	0.00	0.00	0.00	0.00	0.00
	Subtotal: STATE RECEIPTS	1,813,043.00	104,700.00	353,211.13	19.48	1,459,831.87
01 4105	Universal Services Fund (E-Rate)	0.00	0.00	0.00	0.00	0.00
01 4418	IDEA Part B PEAK Projects	0.00	0.00	1,332.00	0.00	(1,332.00)
01 4505	Title I, Part A	160,000.00	17,745.00	17,745.00	11.09	142,255.00
01 4506	Title I, Part A Accountability	14,000.00	0.00	0.00	0.00	14,000.00
01 4509	Title II, Part A	28,750.00	0.00	7,251.00	25.22	21,499.00
01 4510	TITLE IV-A	40,500.00	0.00	0.00	0.00	40,500.00
01 4512	IDEA Part B (611) Base Allocation	71,250.00	5,865.00	19,927.00	27.97	51,323.00
01 4516	IDEA Preschool (619) Base IDEA E/P	3,000.00	0.00	32.00	1.07	2,968.00
01 4519	IDEA Enrollment/Poverty	121,000.00	13,798.00	32,172.00	26.59	88,828.00
01 4520	IDEA Part B Early Intervening Services	0.00	0.00	0.00	0.00	0.00
01 4521	IDEA Part B Proportionate Share	19,816.00	1,177.00	1,177.00	5.94	18,639.00
01 4524	Other Federal Non-Categorical	0.00	0.00	414.44	0.00	(414.44)
01 4525	Federal Vocational (Carl Perkins)	0.00	0.00	5,724.00	0.00	(5,724.00)
01 4526	Title I, Part C ESSA Migratory Children	2,500.00	0.00	0.00	0.00	2,500.00
01 4527	Title III Part A ESSA ELL	1,500.00	1,698.97	1,698.97	113.26	(198.97)
01 4528	Title III ESSA Immigrant	0.00	0.00	0.00	0.00	0.00
01 4531	Title IV, Part B ESSA: 21st CCLC	50,030.00	0.00	4,390.89	8.78	45,639.11
01 4708	Medicaid in Public Schools	500.00	719.73	719.73	143.95	(219.73)
01 4709	Medicaid Administrative Activities	5,000.00	0.00	0.00	0.00	5,000.00
01 4741	REVISION ACTION GRANT	0.00	0.00	0.00	0.00	0.00
01 4967	Title IV-A SSAE Grant Competitive	0.00	8,479.00	12,985.00	0.00	(12,985.00)

Regular; Processing Month 12/2018; Fund Number 01

<b>Fund: 01      General Fund</b>						
<u>Account Number</u>	<u>Description</u>	<u>Revised Budget</u>	<u>During Month</u>	<u>To Date</u>	<u>% of Budget</u>	<u>Budget Balance</u>
Subtotal: FEDERAL RECEIPTS		517,846.00	49,482.70	105,569.03	20.39	412,276.97
01 5300	Proceeds from the Disposal of Property	0.00	0.00	191.81	0.00	(191.81)
01 5301	Insurance Adjustments	10,000.00	0.00	0.00	0.00	10,000.00
01 5690	Other Non-Revenue Receipts	0.00	2,423.33	8,651.99	0.00	(8,651.99)
Subtotal: NON-REVENUE RECEIPTS		10,000.00	2,423.33	8,843.80	88.44	1,156.20
01 9000 1740	Non-Program Receipts MacBook	0.00	32,672.86	32,672.86	0.00	(32,672.86)
01 9000 1744	Non-Program Receipts Dev Eagles	0.00	4,692.08	4,692.08	0.00	(4,692.08)
Subtotal: Non-Program Receipts		0.00	37,364.94	37,364.94	0.00	(37,364.94)
Fund Total:		12,158,305.00	403,378.42	3,696,981.69	30.41	8,461,323.31

**Revenue Summary Report**

Processing Month: 12/2018

User ID: KMARVIN

Regular; Processing Month 12/2018; Fund Number 01

	<u>Revised Budget</u>	<u>During Month</u>	<u>To Date</u>	<u>% of Budget</u>	<u>Budget Balance</u>
Grand Total:	12,158,305.00	403,378.42	3,696,981.69	30.41	8,461,323.31

**O'Neill Public Schools**  
**Income - Expense Summary**  
**December, 2018**

---

**IMPREST ACCOUNT**

---

<b>GWB - Checking Account Balance - 11/30/18</b>		\$4,900.62
REVENUE:		
Reimb from General Fund	\$100.00	
Great Western Bank - Interest	<u>\$0.05</u>	
<b>TOTAL REVENUE</b>		\$100.05
EXPENDITURES:		
	<u>\$0.00</u>	
<b>TOTAL EXPENDITURES</b>		<u>\$0.00</u>
<b>TOTAL IMPREST BALANCE - 12/31/2018</b>		<u>\$5,000.67</u>

---

<b>BANK STATEMENT BALANCE - 12/31/18</b>		\$5,000.67
Outstanding Deposit	\$0.00	
Outstanding Checks	<u>\$0.00</u>	
<b>ENDING BALANCE</b>		<u>\$5,000.67</u>

---

**ACCOUNT REVIEW**

Ending Register Balance	\$5,000.67
Disbursements	\$0.00
Less: Accrued Interest 17-18	\$0.50
Less: Accrued Interest 18-19	<u>\$0.17</u>
<b>Imprest Account Balance</b>	\$5,000.00

**O'Neill Public Schools**  
**Income - Expense Summary**  
**December-2018**

---

**GENERAL - DEPRECIATION - LUNCH - COOPERATIVE - STUDENT FEE FUNDS**

---

GPSB Checking Account Balance	540,742.33	
Mutual of Omaha Checking Account Balance	<u>586,880.48</u>	
		<b>\$1,127,622.81</b>

---

**EMPLOYEE BENEFIT FUND**

---

Checking Account Balance	<u>10,634.57</u>	
		<b>\$10,634.57</b>

---

**BUILDING FUND**

---

Checking Account Balance	<u>54,979.10</u>	
		<b>\$54,979.10</b>

---

**FLEX BENEFITS FUND**

---

Checking Account Balance	<u>15,360.94</u>	
		<b>\$15,360.94</b>

**O'Neill Public Schools**  
**Income - Expense Summary**  
**December-2018**

---

**GENERAL FUND**

---

<b>BALANCE - 11/30/2018</b>		<b>\$893,096.18</b>
REVENUE		
Taxes	162,712.89	
Motor Vehicle Taxes	36,176.46	
Interest - GPS Checking	2,506.27	
Community Services Activites - Developing Eagles Fees	3,205.00	
MacBook Deposits	195.00	
Local License Fees	10.00	
County Fines and Licenses	4,601.83	
State Aid	9,554.00	
Sped School Age	95,146.00	
Title I, Part A	17,745.00	
IDEA Part B (611) Base Allocation	5,865.00	
IDEA Enrollment/Poverty	13,798.00	
IDEA Part B Proportionate Share	1,177.00	
Title III Part A ESSA ELL	1,698.97	
Medicaid in Public Schools	719.73	
Title IV-A SSAE Grante Competitive	8,479.00	
Non-Revenue Receipts	2,423.33	
Non-Program Receipts MacBook	32,672.86	
Non-Program Receipts Dev Eagles	4,692.08	
<b>TOTAL REVENUE</b>	<b>403,378.42</b>	<b>\$403,378.42</b>
EXPENDITURES		
Payables	(898,810.62)	
<b>TOTAL EXPENDITURES</b>	<b>(898,810.62)</b>	<b>(\$898,810.62)</b>
LIABILITIES		
BCBS Employer Share	678.60	
ALFAC	251.99	
Retirees Life Insurance	(144.80)	
<b>TOTAL LIABILITIES</b>	<b>785.79</b>	<b>\$785.79</b>
<b>TOTAL GENERAL FUND BALANCE - 12/31/2018</b>		<b>\$398,449.77</b>

**O'Neill Public Schools**  
**Income - Expense Summary**  
**December-2018**

---

**DEPRECIATION FUND**

---

<b>BALANCE - 11/30/2018</b>		<b>\$586,606.41</b>
<b>REVENUE</b>		
Interest	274.07	
<b>TOTAL REVENUE</b>	<u>274.07</u>	<b>\$274.07</b>
<b>EXPENDITURES</b>		
	0.00	
<b>TOTAL EXPENDITURES</b>	<u>0.00</u>	<b>\$0.00</b>
<b>TOTAL DEPRECIATION FUND BALANCE - 12/31/2018</b>		<u><b>\$586,880.48</b></u>

**O'Neill Public Schools**  
**Income - Expense Summary**  
**December-2018**

---

**NUTRITION FUND**

---

**CHECKING ACCOUNT BALANCE - 11/30/2018** **\$144,102.44**

REVENUE

Federal Reimbursement Nutrition Programs	29,347.92
State Reimbursement Nutrition Programs	0.00
Lunch/Breakfast Receipts	13,069.15
ESU 8/WLC Meals	0.00
Online Fees Received	110.00
Other Receipts	0.00

**TOTAL REVENUE** **\$42,527.07**

EXPENDITURES

Salaries - SFSP	0.00
Benefits - SFSP	0.00
Advertising	0.00
Food	(42,965.49)
Postage	(84.13)
Equipment (>5000)	0.00
Supplies & Equipment (<5000)	(435.89)
Travel Expense	0.00
Repairs/Services	0.00
Computer Hardware	0.00
Computer Software	0.00
Online Payment Fees	(211.94)
Other - Refund Lunch Acct Balance, etc	(639.50)

**TOTAL EXPENDITURES** **(\$44,336.95)**

**TOTAL NUTRITION FUND BALANCE - 12/31/2018** **\$142,292.56**

---

**O'Neill Public Schools**  
**Income - Expense Summary**  
**December-2018**

---

**STUDENT FEE FUND**

---

**BALANCE - 11/30/2018** **\$38,806.24**

REVENUE

MacBook Deposits (180.00)

Developing Eagle Fees (2,135.00)

**TOTAL REVENUE** **(\$2,315.00)**

EXPENDITURES

Developing Eagle Expenses (36,491.24)

**TOTAL EXPENDITURES** **(\$36,491.24)**

**TOTAL STUDENT FEE FUND BALANCE - 12/31/2018** **\$0.00**

---

**EMPLOYEE BENEFIT FUND**

---

**TOTAL EMPLOYEE BENEFIT FUND BALANCE - 11/30/2018** **\$10,220.01**

REVENUE

Non-Revenue Receipts 414.47

Interest - Checking 0.09

**TOTAL REVENUE** **\$414.56**

EXPENDITURES

Unemployment Comp 0.00

**TOTAL EXPENDITURES** **\$0.00**

**TOTAL EMPLOYEE BENEFIT FUND BALANCE - 12/31/2018** **\$10,634.57**

**O'Neill Public Schools**  
**Income - Expense Summary**  
**December-2018**

---

**BUILDING FUND**

---

**TOTAL BUILDING FUND BALANCE - 11/30/2018** **\$319,703.42**

REVENUE

Taxes 28,972.91

Interest - Checking 101.05

Sale of Property 6,225.99

**TOTAL REVENUE** **\$35,299.95**

EXPENDITURES

Expenses (300,024.27)

**TOTAL EXPENDITURES** **(\$300,024.27)**

**TOTAL BUILDING FUND BALANCE (Mutual of Omaha) - 12/31/2018** **\$54,979.10**

---

**FLEX BENEFITS FUND**

---

**CHECKING ACCOUNT BALANCE - 11/30/2018** **\$13,338.09**

REVENUE

Dist. 7 General Fund - Payroll Deductions 7,772.52

Great Western Bank - Interest 0.11

**TOTAL REVENUE** **\$7,772.63**

EXPENDITURES

Dist. 7 Employees - Employee Reimbursements (5,749.78)

**TOTAL EXPENDITURES** **(\$5,749.78)**

**TOTAL FLEX BENEFIT FUND BALANCE - 12/31/2018** **\$15,360.94**

---

<u>Invoice Date</u>	<u>Vendor Name</u>	<u>Account Number</u>	<u>Description</u>	<u>Amount</u>
	Checking	1		
12/18/2018	Amazon.com	01 1100 810 000 0000 000	Annual Membership 2019	119.00
12/03/2018	Amazon.com	01 1200 610 000 0000 002	Language Builder Card Set	121.62
12/28/2018	Amazon.com	01 2220 640 000 0000 001	Refund	(0.60)
12/10/2018	Amazon.com	01 2220 610 000 0000 002	GBC Thermal Laminating Film Ultima 65 Ez	256.16
	Amazon.com	01 2220 610 000 0000 002	shipping	17.92
12/27/2018	Amazon.com	01 2220 640 000 0000 001	Refund	(0.40)
12/08/2018	Amazon.com	01 1100 610 000 1180 001	Pallet buster	30.99
12/03/2018	Amazon.com	01 1100 610 000 0000 002	Expo 80001 Low Order 12 U/box, pack of 4	33.98
	Amazon.com	01 1100 610 000 0000 002	TecUnite 30 pack Magnetic Whiteboard Dry	11.99
12/08/2018	Amazon.com	01 2220 610 000 0000 002	Wasabi Power Battery and Charger for Ni	20.99
12/20/2018	Amazon.com	01 1100 610 000 0000 002	Mannequin Wig Head	19.98
12/07/2018	Amazon.com	01 1100 610 000 1175 001	Tuffiom	36.99
12/07/2018	Amazon.com	01 1200 610 000 0000 001	cochlear implant batteries	60.89
12/17/2018	Amazon.com	01 2610 610 000 0000 000	UBOXES Bubble Wrap Roll 175' 3/16"	11.25
12/06/2018	Amazon.com	01 1200 610 000 0000 002	Refrigerator Lock	39.90
12/16/2018	Amazon.com	01 2620 610 000 0000 002	Wexco Wiper moter, 4R3, 12.R110D, 3.5 sh	38.18
			Vendor Total:	818.84
12/13/2018	American Speech-Language-Hearing Association	01 1200 810 000 0000 002	Membership-M Benson	225.00
			Vendor Total:	225.00
11/27/2018	APPERSON	01 2120 610 000 0000 002	DESSA Mini-Kit	110.00
	APPERSON	01 2120 610 000 0000 002	DESSA Kit	120.00
	APPERSON	01 2120 610 000 0000 002	DESSA Mini Assessment 1	18.00

<u>Invoice Date</u>	<u>Vendor Name</u>	<u>Account Number</u>	<u>Description</u>	<u>Amount</u>
	APPERSON	01 2120 610 000 0000 002	Shipping	19.46
			Vendor Total:	267.46
12/14/2018	Black Hills Energy	01 2610 620 000 0000 000	Natural Gas	1,807.82
12/14/2018	Black Hills Energy	01 2610 620 000 0000 002	Natural Gas	4,565.56
12/14/2018	Black Hills Energy	01 2610 620 000 0000 001	Natural Gas	2,680.79
			Vendor Total:	9,054.17
12/25/2018	CenturyLink	01 2510 382 000 0000 000	Telephone Service	72.75
01/03/2019	CenturyLink	01 2510 382 000 0000 000	Telephone Service	122.66
12/25/2018	CenturyLink	01 2510 382 000 0000 002	Telephone Service	231.19
12/25/2018	CenturyLink	01 2510 382 000 0000 001	Telephone Service	610.91
12/11/2018	CenturyLink	01 2224 382 000 0000 000	Internet Service	188.73
			Vendor Total:	1,226.24
01/02/2019	NPPD	01 2610 622 000 0000 002	Electricity	2,400.00
	NPPD	01 2610 622 000 0000 001	Electricity	3,778.66
	NPPD	01 2610 622 000 0000 000	Electricity	378.95
			Vendor Total:	6,557.61
12/17/2018	SPECIALISTID.COM	01 2610 610 000 0000 000	Black Chrome Heavy Duty Badge Reel w/Key	37.60
	SPECIALISTID.COM	01 2610 610 000 0000 000	shipping	3.49
			Vendor Total:	41.09
			Checking Account Total:	18,190.41

<u>Invoice Date</u>	<u>Vendor Name</u>	<u>Account Number</u>	<u>Description</u>	<u>Amount</u>
10/25/2018	Checking	1		
	A & J Tire and Atuo Repair, LLC	01 2732 610 000 9018 000	Service 2018 Ford Transit	47.00
	A & J Tire and Atuo Repair, LLC	01 2732 430 000 9018 000	Service 2018 Ford Transit	105.00
			Vendor Total:	152.00
12/31/2018				
	Aegis Therapies, Inc.	01 6410 320 002 0000 002	PT Services Dec 2018	552.42
	Aegis Therapies, Inc.	01 6406 320 005 0000 002	PT Services Dec 2018	201.50
	Aegis Therapies, Inc.	01 2171 320 000 0000 002	PT Services Dec 2018	918.22
	Aegis Therapies, Inc.	01 2171 320 000 0000 001	PT Services Dec 2018	188.48
	Aegis Therapies, Inc.	01 6412 320 000 0000 002	PT Services Dec 2018	52.08
			Vendor Total:	1,912.70
01/02/2019				
	Alder, Sara	01 2710 332 000 0000 001	Transportation Dec 2018	434.92
			Vendor Total:	434.92
01/02/2019				
	Appeara	01 1100 610 000 1180 001	Class Supplies	70.72
	Appeara	01 2610 610 000 0000 002	Custodial Supplies	199.65
	Appeara	01 2610 610 000 0000 001	Custodial Supplies	211.69
			Vendor Total:	482.06
11/01/2018				
	Atkeson, Paula	01 6310 333 000 1195 000	Mlg Executive Function Wkshop (SM)	85.02
			Vendor Total:	85.02
12/31/2018				
	Avera St. Anthony's Hospital	01 2161 320 000 0000 002	OT Services - Dec 2018	1,576.25
	Avera St. Anthony's Hospital	01 2161 320 000 0000 001	OT Services - Dec 2018	568.75
	Avera St. Anthony's Hospital	01 6406 320 005 0000 002	OT Services - Dec 2018	292.45
	Avera St. Anthony's Hospital	01 6412 320 000 0000 002	OT Services - Dec 2018	243.75
			Vendor Total:	2,681.20
01/02/2019				
	Banks, Andrea	01 2710 332 000 2751 002	Transportation Dec 2018	163.09
			Vendor Total:	163.09
01/03/2019				
	Bartak Glass, Inc	01 2620 610 000 0000 002	Remove & reinstall window Rm 205	46.20
	Bartak Glass, Inc	01 2620 352 000 0000 002	Remove & reinstall window Rm 205	90.00
			Vendor Total:	136.20
10/13/2018				
	Blain Pumping & Plumbing	01 2610 352 000 0000 001	Route smaill drain	120.00
			Vendor Total:	120.00
01/07/2019				
	Blick Art Materials	01 1100 610 000 1105 001	Blick 14 Ga. Aluminum Wire/350 Feet	45.24
	Blick Art Materials	01 1100 610 000 1105 001	Scotch masking tape 1"	69.60
	Blick Art Materials	01 1100 610 000 1105 001	Windsor&Newton Winton Oil Color-Titanium	17.99

<u>Invoice Date</u>	<u>Vendor Name</u>	<u>Account Number</u>	<u>Description</u>	<u>Amount</u>
	Blick Art Materials	01 1100 610 000 1105 001	Windsor&Newton Winton Oil Color-Paynes G	9.99
	Blick Art Materials	01 1100 610 000 1105 001	Windsor&Newton Winton Oil Color-Pthalo B	9.99
	Blick Art Materials	01 1100 610 000 1105 001	Strathmore 400 Watercolor Paper 22'x30" /	88.50
	Blick Art Materials	01 1100 610 000 1105 001	Prang Watercolor 8 Color Set/Square	35.88
	Blick Art Materials	01 1100 610 000 1105 001	Prang Watercolor Refills 8 Color Square	30.44
	Blick Art Materials	01 1100 610 000 1105 001	Tortillons/Medium	30.60
	Blick Art Materials	01 1100 610 000 1105 001	Embroidery Hoops 5"	2.74
	Blick Art Materials	01 1100 610 000 1105 001	Embroidery Hoops 7"	3.40
	Blick Art Materials	01 1100 610 000 1105 001	Embroidery Hoops	4.12
	Blick Art Materials	01 1100 610 000 1105 001	Creativity Street Embroidery Floss Set	13.30
			Vendor Total:	361.79
12/17/2018				
	Bomgaars	01 2610 610 000 0000 002	Custodial Supplies	19.99
	Bomgaars	01 2610 610 000 0000 001	Custodial Supplies	19.68
			Vendor Total:	39.67
01/02/2019				
	Brachle, Ashley	01 2710 332 000 0000 002	Transportation Dec 2018	139.80
			Vendor Total:	139.80
12/04/2018				
	Breiner Welding & Fabrication Inc	01 1100 610 000 1180 001	Class Supplies	246.36
			Vendor Total:	246.36
01/02/2019				
	Breiner, Jeanne	01 2710 332 000 0000 001	Transportation Dec 2018	326.19
			Vendor Total:	326.19
12/13/2018				
	Brodersen, Jill	01 6310 580 000 0000 002	Meals-Principals Conference	52.00
			Vendor Total:	52.00
01/02/2019				
	Burival, Phillip	01 2710 332 000 0000 002	Transportation Nov-Dec 2018	248.53
			Vendor Total:	248.53
01/08/2019				
	Buxton, Cody	01 2710 332 000 0000 002	Transportation - Dec 2018	260.95
			Vendor Total:	260.95
12/25/2018				
	Carhart Lumber Co.	01 2610 610 000 0000 000	Ice Melt	1,512.50
			Vendor Total:	1,512.50
12/11/2018				
	Carolina Biological Supply Company	01 6969 610 000 1195 001	Wolfe Advanced LED Microscope	1,504.00
	Carolina Biological Supply	01 6969 610 000 1195 001	Shipping & Handling	150.40

<u>Invoice Date</u>	<u>Vendor Name</u>	<u>Account Number</u>	<u>Description</u>	<u>Amount</u>
	Company			
			Vendor Total:	1,654.40
12/31/2018				
	Casey's General Stores, Inc.	01 2732 626 000 9008 000	Vehicle Fuel	77.81
	Casey's General Stores, Inc.	01 2730 626 000 9010 001	Vehicle Fuel	33.53
	Casey's General Stores, Inc.	01 2730 626 000 9011 001	Vehicle Fuel	39.56
	Casey's General Stores, Inc.	01 2730 626 000 9014 001	Vehicle Fuel	114.21
	Casey's General Stores, Inc.	01 2730 626 000 9017 001	Vehicle Fuel	131.35
	Casey's General Stores, Inc.	01 2732 626 000 9018 000	Vehicle Fuel	201.55
	Casey's General Stores, Inc.	01 2730 626 000 9015 002	Vehicle Fuel	30.81
	Casey's General Stores, Inc.	01 2730 626 000 9015 000	Vehicle Fuel	13.93
	Casey's General Stores, Inc.	01 2730 626 000 0000 000	Discount	(14.74)
			Vendor Total:	628.01
12/31/2018				
	City of O'Neill	01 2610 410 000 0000 001	Water, Sewer & Garbage	107.20
	City of O'Neill	01 2610 410 000 0000 002	Water, Sewer & Garbage	986.00
	City of O'Neill	01 2610 410 000 0000 000	Water, Sewer & Garbage	361.55
			Vendor Total:	1,454.75
01/02/2019				
	Clouse, Jessica	01 2710 332 000 0000 002	Transportation Dec 2018	186.40
			Vendor Total:	186.40
12/18/2018				
	Conditioned Air Mechanical Systems & Services Co	01 2620 352 000 0000 002	Repairs heating system	1,830.00
	Conditioned Air Mechanical Systems & Services Co	01 2620 610 000 0000 002	Propylene Glycol	600.00
			Vendor Total:	2,430.00
12/19/2018				
	Corkle, Rebecca	01 6700 580 000 0000 000	Meals - NSCA Academy	61.78
			Vendor Total:	61.78
01/11/2019				
	Coulthard-Childers, O.T.R./L., Christina	01 2161 320 000 0000 002	OT Services Dec 2018	4,658.62
	Coulthard-Childers, O.T.R./L., Christina	01 2161 320 000 0000 001	OT Services Dec 2018	260.00
	Coulthard-Childers, O.T.R./L., Christina	01 6410 320 002 0000 002	OT Services Dec 2018	341.25
	Coulthard-Childers, O.T.R./L., Christina	01 6406 320 005 0000 002	OT Services Dec 2018	796.25
	Coulthard-Childers, O.T.R./L., Christina	01 6412 320 000 0000 002	OT Services Dec 2018	130.00
			Vendor Total:	6,186.12
01/02/2019				
	Cubby's, Inc.	01 2650 626 000 9003 001	Skid Loader Fuel	108.02
	Cubby's, Inc.	01 2650 626 000 9012 001	Custodial PU Fuel	65.73
			Vendor Total:	173.75

<u>Invoice Date</u>	<u>Vendor Name</u>	<u>Account Number</u>	<u>Description</u>	<u>Amount</u>
01/02/2019	Doty, Jean	01 2710 332 000 2751 001	Transportation Dec 2018	131.25
			Vendor Total:	131.25
01/08/2019	Egan Supply Co	01 2610 610 000 0000 001	Jr. Jumbo Bath Tissue SELECT 2P/3.3" CORE	511.40
	Egan Supply Co	01 2610 610 000 0000 001	20" PAD BLUE CLEANING SCRUB 5C 3M 5300 S	24.80
	Egan Supply Co	01 2610 610 000 0000 001	FASTDRAW SURE BET™ II 2L/4Cs Acid Cleane	188.14
	Egan Supply Co	01 2610 610 000 0000 001	shipping	4.00
			Vendor Total:	728.34
01/02/2019	Emme Construction, L.L.C.	01 2620 420 000 0000 000	Snow Removal 12/28 & 1/1/19	1,250.00
			Vendor Total:	1,250.00
12/18/2019	Engineered Controls,	01 2620 352 000 0000 002	Repairs	1,014.00
	Engineered Controls,	01 2620 610 000 0000 002	Repairs	759.61
			Vendor Total:	1,773.61
12/17/2018	ESU #7	01 1200 591 000 0000 001	Transition Services Nov 2018	273.72
			Vendor Total:	273.72
01/07/2019	ESU #8	01 2181 591 000 0000 002	Vision Services - Nov 2018	542.50
	ESU #8	01 1200 591 000 0000 001	Base Rate Supervision	375.00
	ESU #8	01 1200 591 000 0000 002	Base Rate Supervision	375.00
			Vendor Total:	1,292.50
12/07/2018	ESU Coordinating Council	01 2670 330 000 0000 000	Regis Threat Assessment (Krysl/Mudloff)	300.00
			Vendor Total:	300.00
01/08/2019	Fisher's Plumbing & Heating	01 2620 352 000 0000 001	Replace & repair toilets	130.00
	Fisher's Plumbing & Heating	01 2620 610 000 0000 001	Replace & repair toilets	186.18
			Vendor Total:	316.18
12/20/2018	Fox's Food Plaza	01 2650 626 000 0000 000	Vehicle Fuel	16.16
			Vendor Total:	16.16
12/14/2018	Frey Scientific	01 1100 610 000 1148 001	4-500 ml Flask Erlenmeyer Pyrex Pk/6	76.56
			Vendor Total:	76.56
12/14/2018	GameTime c/o Cunningham Recreation	01 2620 610 000 0000 002	Base Plate Pkg 2.375" Od	180.00
	GameTime c/o Cunningham	01 2620 610 000 0000 002	estimated freight	31.00

<u>Invoice Date</u>	<u>Vendor Name</u>	<u>Account Number</u>	<u>Description</u>	<u>Amount</u>
Recreation				
			Vendor Total:	211.00
01/02/2019				
Grass, Della	01 2710 332 000 0000 001	Transportation Dec 2018		246.97
			Vendor Total:	246.97
01/03/2019				
Gruhn, Cindy	01 2710 332 000 0000 002	Transportation Dec 2018		186.40
			Vendor Total:	186.40
01/02/2019				
Hampton, Anita	01 2710 332 000 0000 001	Transportation Dec 2018		369.69
			Vendor Total:	369.69
01/02/2019				
Harris, Dustin	01 2710 332 000 0000 001	Transportation Dec 2018		223.68
			Vendor Total:	223.68
12/01/2018				
Heartland Counseling Services, Inc.	01 6967 320 000 0000 000	Therapy Services - Nov 2018		1,000.00
01/07/2019				
Heartland Counseling Services, Inc.	01 6967 320 000 0000 000	School Therapy - Dec 2018		1,000.00
			Vendor Total:	2,000.00
12/11/2018				
Heartland Fire Protection	01 2620 352 000 0000 002	Semi-Annual Recertification & Maint		180.00
Heartland Fire Protection	01 2620 610 000 0000 002	Semi-Annual Recertification & Maint		64.90
			Vendor Total:	244.90
01/01/2019				
Holdrege Public Schools	01 1100 211 000 1105 002	Insurance January 2019		512.81
Holdrege Public Schools	01 1100 211 000 1175 002	Insurance January 2019		341.87
			Vendor Total:	854.68
12/28/2018				
Holt County Independent	01 2310 540 000 0000 000	Notice & Proceedings		207.28
			Vendor Total:	207.28
12/15/2018				
Holt County Tire	01 2710 440 000 0000 001	Trailer Rental for One Acts		90.00
			Vendor Total:	90.00
12/17/2018				
Island Supply Welding Co.	01 1100 610 000 1180 001	Class Supplies		73.24
			Vendor Total:	73.24
01/08/2019				
J & L Collision Center, Inc	01 2730 610 000 9007 000	Wiper Blade Assy/Side Door Hinge		206.49
J & L Collision Center, Inc	01 2730 430 000 9007 000	Wiper Blade Assy/Side Door Hinge		261.00
01/08/2019				
J & L Collision Center, Inc	01 2730 430 000 9004 000	Door Lock Repairs		52.20
J & L Collision Center, Inc	01 2730 610 000 9004 000	Door Lock Repairs		102.21
			Vendor Total:	621.90

<u>Invoice Date</u>	<u>Vendor Name</u>	<u>Account Number</u>	<u>Description</u>	<u>Amount</u>
01/20/2019	J.W. Pepper & Son, Inc.	01 1100 610 000 1141 002	Music on Approval	1,259.79
01/20/2019	J.W. Pepper & Son, Inc.	01 1100 610 000 1141 002	Music on Approval	77.19
01/28/2019	J.W. Pepper & Son, Inc.	01 1100 610 000 1141 002	Music on Approval	19.99
01/20/2019	J.W. Pepper & Son, Inc.	01 1100 610 000 1141 002	Music on Approval	2.25
01/20/2019	J.W. Pepper & Son, Inc.	01 1100 610 000 1141 002	Music on Approval	103.33
01/20/2019	J.W. Pepper & Son, Inc.	01 1100 610 000 1141 002	Music on Approval	2.05
01/22/2019	J.W. Pepper & Son, Inc.	01 1100 610 000 1141 002	Music on Approval	54.95
01/14/2019	J.W. Pepper & Son, Inc.	01 1100 610 000 1141 001	Choral Octavo File-Folder Envelopes	300.00
	J.W. Pepper & Son, Inc.	01 1100 610 000 1141 001	Shipping & Handling	19.99
01/03/2019	J.W. Pepper & Son, Inc.	01 1100 610 000 1141 002	Credit on Music Returned	(142.95)
01/03/2019	J.W. Pepper & Son, Inc.	01 1100 610 000 1141 002	Credit on Music Returned	(2.95)
01/03/2019	J.W. Pepper & Son, Inc.	01 1100 610 000 1141 002	Credit on Music Returned	(18.35)
01/03/2019	J.W. Pepper & Son, Inc.	01 1100 610 000 1141 002	Credit on Music Returned	(2.25)
01/03/2019	J.W. Pepper & Son, Inc.	01 1100 610 000 1141 002	Credit on Music Returned	(2.00)
01/03/2019	J.W. Pepper & Son, Inc.	01 1100 610 000 1141 002	Credit on Music Returned	(945.62)
01/03/2019	J.W. Pepper & Son, Inc.	01 1100 610 000 1141 002	Credit on Music Returned	(54.95)
01/03/2019	J.W. Pepper & Son, Inc.	01 1100 610 000 1141 002	Credit on Music Returned	(84.98)
01/03/2019	J.W. Pepper & Son, Inc.	01 1100 610 000 1141 002	Credit on Music Returned	(19.99)
			Vendor Total:	565.50
01/02/2019	Jackson, Cara	01 2710 332 000 2751 002	Transportation Dec 2018	174.74
			Vendor Total:	174.74
12/12/2018	Jaymar Business Forms, Inc.	01 2320 610 000 0000 000	W2 Envelopes 4 pg format	42.30
	Jaymar Business Forms, Inc.	01 2320 610 000 0000 000	1099 Misc/1094s Envelopes	42.30

<u>Invoice Date</u>	<u>Vendor Name</u>	<u>Account Number</u>	<u>Description</u>	<u>Amount</u>
	Jaymar Business Forms, Inc.	01 2320 610 000 0000 000	shipping est	17.87
			Vendor Total:	102.47
12/31/2018				
	KBRX Radio	01 2310 540 000 0000 000	Meeting Notice	14.50
			Vendor Total:	14.50
01/02/2019				
	Kennedy, Valerie	01 2710 332 000 0000 002	Transportation Dec 2018	326.19
			Vendor Total:	326.19
01/03/2019				
	KSB School Law	01 2330 317 000 0000 000	Legal Services - Dec 2018	1,097.00
			Vendor Total:	1,097.00
01/03/2019				
	Laible, Dustin	01 2710 332 000 0000 001	Transportation Dec 2018	93.20
	Laible, Dustin	01 2710 332 000 0000 002	Transportation Dec 2018	93.20
			Vendor Total:	186.40
01/02/2019				
	Larsen, Amy	01 2710 332 000 2751 002	Transportation Dec 2018	209.68
			Vendor Total:	209.68
01/02/2019				
	Larson, Dawn	01 2710 332 000 0000 001	Transportation Dec 2018	131.26
	Larson, Dawn	01 2710 332 000 0000 002	Transportation Dec 2018	131.25
			Vendor Total:	262.51
12/31/2018				
	Leaf Funding Inc	01 1100 440 000 0000 000	Copier Lease	1,153.23
			Vendor Total:	1,153.23
01/02/2019				
	Lechtenberg, Jacquelyn	01 2710 332 000 2751 002	Transportation Dec 2018	369.66
			Vendor Total:	369.66
12/12/2018				
	Lincoln Marriott Cornhusker	01 6310 580 000 0000 002	Principals Conference Lodging - J. Brode	212.00
	Lincoln Marriott Cornhusker	01 6310 580 000 0000 002	Principals Conference Lodging - J. York	212.00
			Vendor Total:	424.00
01/02/2019				
	Lorenz, Kimberly	01 2710 332 000 0000 001	Transportation Nov-Dec 2018	124.26
			Vendor Total:	124.26
12/31/2018				
	Lunchtime Solutions, Inc..	01 1190 610 000 1190 002	PK Snacks - Dec 2018	183.41
	Lunchtime Solutions, Inc..	01 1100 610 000 0000 002	Kdg Snacks - Dec 2018	574.80
	Lunchtime Solutions, Inc..	06 3100 630 000 0000 000	Food - Dec 2018	32,275.09
			Vendor Total:	33,033.30
01/11/2019				
	Martinez, Malinda	01 6690 320 000 0000 002	PBIS Mtgs 9/12/18-10/10/18	36.75
			Vendor Total:	36.75

<u>Invoice Date</u>	<u>Vendor Name</u>	<u>Account Number</u>	<u>Description</u>	<u>Amount</u>
01/02/2019				
	Matschullat, Kris	01 2710 332 000 0000 002	Transportation Dec 2018	62.13
			Vendor Total:	62.13
01/02/2019				
	McAllister, Jennifer	01 2710 332 000 0000 001	Transportation Dec 2018	434.92
			Vendor Total:	434.92
11/15/2018				
	Midwest Restaurant Supply LLC	06 3100 610 000 0000 000	10" Spatula	8.00
	Midwest Restaurant Supply LLC	06 3100 610 000 0000 000	14" Spatula	12.00
	Midwest Restaurant Supply LLC	06 3100 610 000 0000 000	16" Spatula	6.00
	Midwest Restaurant Supply LLC	06 3100 610 000 0000 000	1/4 Size 4" Deep Plastic Food Pan	16.00
	Midwest Restaurant Supply LLC	06 3100 610 000 0000 000	Square Food Container 8 Qt	40.00
	Midwest Restaurant Supply LLC	06 3100 610 000 0000 000	Lid for 8 qt Container	8.00
	Midwest Restaurant Supply LLC	06 3100 610 000 0000 000	Sanitizer Bucket Red	15.00
	Midwest Restaurant Supply LLC	06 3100 610 000 0000 000	Cleaning Bucket Green	20.00
	Midwest Restaurant Supply LLC	06 3100 610 000 0000 000	Pair Oven Mit	16.00
	Midwest Restaurant Supply LLC	06 3100 610 000 0000 000	4 qt Polycarbonate Measuring Cup	24.00
	Midwest Restaurant Supply LLC	06 3100 610 000 0000 000	Mop Bucket with Wringer	65.00
	Midwest Restaurant Supply LLC	06 3100 610 000 0000 000	Plate & Tray Diswasher Racks	60.00
12/04/2018				
	Midwest Restaurant Supply LLC	06 3100 610 000 0000 000	1/4 Size 6" Deep Plastic Food Pan	60.00
	Midwest Restaurant Supply LLC	06 3100 610 000 0000 000	1 oz Spoodle	40.00
	Midwest Restaurant Supply LLC	06 3100 610 000 0000 000	Nemco Replacement Cutter	44.00
	Midwest Restaurant Supply LLC	06 3100 610 000 0000 000	Cutting Board 12" x 18"	40.00
	Midwest Restaurant Supply LLC	06 3100 610 000 0000 000	Cleaning Brush	7.00
	Midwest Restaurant Supply LLC	06 3100 610 000 0000 000	Broom	40.00
	Midwest Restaurant Supply LLC	06 3100 610 000 0000 000	Protective Sleeve	40.00
	Midwest Restaurant Supply LLC	06 3100 610 000 0000 000	1 qt Round Food Container	18.00
	Midwest Restaurant Supply LLC	06 3100 610 000 0000 000	Lid for 1 qt Container	6.00
	Midwest Restaurant Supply LLC	06 3100 610 000 0000 000	Model 266 Edlund Can Opener Blade	43.00
	Midwest Restaurant Supply LLC	06 3100 610 000 0000 000	Pan Grabber, Tan Cotton	36.00
12/10/2018				
	Midwest Restaurant Supply LLC	06 3100 610 000 0000 000	24 oz Wide Mouth Squeeze Bottle	32.11
	Midwest Restaurant Supply LLC	06 3100 610 000 0000 000	Hi Temp Plastic Full Size Food Pan 4"	492.00
	Midwest Restaurant Supply LLC	06 3100 610 000 0000 000	Hi Temp Plastic Full Size Food Pan 2.5"	498.00
12/21/2018				
	Midwest Restaurant Supply LLC	06 3100 430 000 0000 000	Replace Quenching Sensor - Combi Oven	489.20
12/21/2018				
	Midwest Restaurant Supply LLC	06 3100 430 000 0000 000	Replace Door Latch - Combi Oven	603.99
			Vendor Total:	2,779.30

<u>Invoice Date</u>	<u>Vendor Name</u>	<u>Account Number</u>	<u>Description</u>	<u>Amount</u>
01/02/2019	Miner, Cheryl	01 2710 332 000 0000 002	Transportation Dec 2018	116.50
			Vendor Total:	116.50
01/02/2019	Moran, Justin	01 2710 332 000 2751 001	Transportation Dec 2018	87.37
	Moran, Justin	01 2710 332 000 2751 002	Transportation Dec 2018	87.37
			Vendor Total:	174.74
01/11/2019	Morrow, Lara	01 6690 320 000 0000 002	PBIS Mtgs 9/12, 10/10, 11/15, 12/12	78.75
			Vendor Total:	78.75
01/01/2019	Myers Bus Service Inc.	01 2710 510 000 0000 001	PE Bus	840.00
01/01/2019	Myers Bus Service Inc.	01 2710 510 000 0000 001	Activity Travel	2,613.48
			Vendor Total:	3,453.48
01/01/2019	Myers Luxury Coaches, Inc.	01 2710 510 000 0000 001	Activity Travel	2,616.43
			Vendor Total:	2,616.43
12/17/2018	NASB-Nebr Assoc of School Boards	01 2310 610 000 0000 000	NE Education Laws Book & CD	60.00
			Vendor Total:	60.00
12/21/2018	NE Nebraska Regional Deaf Education Program	01 2151 591 000 0000 002	Deaf Education Dec 2018	3,249.86
	NE Nebraska Regional Deaf Education Program	01 2151 591 000 0000 001	Deaf Education Dec 2018	2,250.00
	NE Nebraska Regional Deaf Education Program	01 6410 591 002 0000 002	Deaf Education Dec 2018	600.00
12/06/2018	NE Nebraska Regional Deaf Education Program	01 2151 591 000 0000 001	Deaf Ed Services Nov 2018	2,500.00
	NE Nebraska Regional Deaf Education Program	01 2151 591 000 0000 002	Deaf Ed Services Nov 2018	2,671.93
	NE Nebraska Regional Deaf Education Program	01 6410 591 002 0000 002	Deaf Ed Services Nov 2018	850.00
			Vendor Total:	12,121.79
12/11/2018	Nebraska Council of School Administrators	01 6310 330 000 0000 002	Regis Principals Conf (York/Brodersen)	360.00
			Vendor Total:	360.00
01/11/2019	Nebraska Extension - Holt County	01 3300 330 000 1744 002	Registration - Caring About Kids	30.00
			Vendor Total:	30.00
12/31/2018	O'Neill Auto Supply, Inc	01 1100 610 000 1180 001	Class Supplies	18.99

<u>Invoice Date</u>	<u>Vendor Name</u>	<u>Account Number</u>	<u>Description</u>	<u>Amount</u>
	O'Neill Auto Supply, Inc	01 2730 430 000 9015 000	Vehicle Repairs	242.62
			Vendor Total:	261.61
01/07/2019				
	O'Neill Car Wash LLC	01 2732 890 000 9018 000	Vehicle Washes	12.54
	O'Neill Car Wash LLC	01 2730 890 000 9015 000	Vehicle Washes	16.00
	O'Neill Car Wash LLC	01 2730 890 000 9010 000	Vehicle Washes	8.00
01/08/2019				
	O'Neill Car Wash LLC	01 2732 890 000 9018 000	HC Van Washes	12.77
	O'Neill Car Wash LLC	01 2730 890 000 0000 000	Vehicle Washes	46.29
			Vendor Total:	95.60
12/26/2018				
	O'Neill Pest Control	01 2610 352 000 0000 002	Pest Control	180.00
	O'Neill Pest Control	01 2610 352 000 0000 001	Pest Control	180.00
			Vendor Total:	360.00
01/08/2019				
	O'Neill Super Foods	01 2320 610 000 0000 000	CO Supplies	24.75
	O'Neill Super Foods	01 3300 610 000 1744 002	Dev Eagles Supplies	18.06
	O'Neill Super Foods	01 1200 610 000 1235 001	CTL Cooking Supplies	79.26
			Vendor Total:	122.07
01/01/2019				
	Ogden Hardware	01 2610 610 000 0000 001	Custodial Supplies	187.75
			Vendor Total:	187.75
12/31/2018				
	One Office Solution	01 1100 610 000 0000 002	Copier Contract	1,158.56
	One Office Solution	01 1100 610 000 0000 001	Copier Contract	756.02
	One Office Solution	01 1100 610 000 0000 002	Paper	21.98
			Vendor Total:	1,936.56
01/03/2019				
	One Source, The Background Check Co., Inc	01 2510 350 000 0000 000	Background Checks	21.00
	One Source, The Background Check Co., Inc	01 2510 350 000 0000 000	Background Checks	21.00
			Vendor Total:	42.00
01/15/2019				
	OPS District #7	01 6310 333 000 0000 002	Mlg - Principals Conference	218.54
			Vendor Total:	218.54
01/02/2019				
	Parks, Katie	01 2710 332 000 0000 002	Transportation Dec 2018	69.90
			Vendor Total:	69.90
01/08/2019				
	Pinkerman, Denise	01 2710 332 000 0000 002	Transportation Nov-Dec 2018	217.46
	Pinkerman, Denise	01 2710 332 000 0000 001	Transportation Nov-Dec 2018	434.93
			Vendor Total:	652.39
01/08/2019				

<u>Invoice Date</u>	<u>Vendor Name</u>	<u>Account Number</u>	<u>Description</u>	<u>Amount</u>
	Ranchland Auto Parts	01 2730 430 000 9010 000	Vehicle Repairs	79.02
	Ranchland Auto Parts	01 2730 430 000 0000 000	Vehicle Repairs	185.85
	Ranchland Auto Parts	01 2610 610 000 0000 001	Custodial Supplies	78.99
			Vendor Total:	343.86
01/09/2019				
	Reserve Account	01 2510 531 000 0000 000	Postage	147.30
	Reserve Account	01 2510 531 000 0000 001	Postage	319.82
	Reserve Account	01 2510 531 000 0000 002	Postage	49.42
	Reserve Account	01 1200 531 000 0000 001	Postage	18.53
	Reserve Account	01 1200 531 000 0000 002	Postage	2.39
	Reserve Account	06 3100 531 000 0000 000	Postage	92.12
			Vendor Total:	629.58
01/07/2019				
	Sayers, Angela	01 2710 332 000 0000 002	Transportation Dec 2018	201.93
			Vendor Total:	201.93
12/20/2018				
	Schneider, Jennie	01 6310 333 000 0000 002	Mlg-Executive Function Wkshp (St Marys)	170.04
			Vendor Total:	170.04
12/13/2018				
	Shad's Electric	01 2620 352 000 0000 000	Electrical Work	60.00
	Shad's Electric	01 2620 610 000 0000 000	Electrical Work	31.20
	Shad's Electric	01 2620 352 000 0000 001	Electrical Work	60.00
	Shad's Electric	01 2620 610 000 0000 001	Electrical Work	2.64
12/18/2018				
	Shad's Electric	01 2620 610 000 0000 001	Boyd's Network Solution Mod 1-4	368.64
	Shad's Electric	01 2620 352 000 0000 001	Boyd's Network Solution Mod 1-4	900.00
			Vendor Total:	1,422.48
01/02/2019				
	Sholes, Molly	01 2710 332 000 0000 002	Transportation Dec 2018	69.90
	Sholes, Molly	01 2710 332 000 0000 001	Transportation Dec 2018	69.90
			Vendor Total:	139.80
01/02/2019				
	Sidak, Bridget	01 2710 332 000 0000 001	Transportation Dec 2018	186.40
			Vendor Total:	186.40
01/09/2019				
	Spangler, Cindy	01 2710 332 000 0000 002	Transportation - Dec 2018	75.72
	Spangler, Cindy	01 2710 332 000 0000 001	Transportation - Dec 2018	75.73
			Vendor Total:	151.45
01/07/2019				
	Sparqdata Solutions	01 2310 643 000 0000 000	Negotiations Software 4-1-19 to 3-31-20	1,600.00
	Sparqdata Solutions	01 2310 643 000 0000 000	SPARQ Mtg Subscription 4-1-19 to 3-31-20	1,500.00

<u>Invoice Date</u>	<u>Vendor Name</u>	<u>Account Number</u>	<u>Description</u>	<u>Amount</u>
			Vendor Total:	3,100.00
01/02/2019				
	Stagemeyer, Carla	01 2710 332 000 0000 001	Transportation Dec 2018	293.57
			Vendor Total:	293.57
11/26/2018				
	Steppco Refrigeration	06 3100 430 000 0000 000	Repairs Compressor Milk Cooler	118.64
			Vendor Total:	118.64
01/08/2019				
	Storjohann, Mark	01 2710 332 000 0000 001	Transportation	108.73
			Vendor Total:	108.73
01/02/2019				
	Strope, Kathryn	01 2710 332 000 0000 001	Transportation Dec 2018	139.80
			Vendor Total:	139.80
09/12/2018				
	Sudbeck, Brittany	01 6690 320 000 0000 002	PBIS Mtg 9/12/18	15.75
			Vendor Total:	15.75
01/05/2019				
	Tomjack, Michelle	01 1100 610 000 1148 002	Science Supplies	63.98
			Vendor Total:	63.98
12/31/2018				
	Torpin's Rodeo Market	01 1100 610 000 1118 001	Class Supplies	493.56
	Torpin's Rodeo Market	01 1100 610 000 1105 001	Class Supplies	6.11
			Vendor Total:	499.67
01/02/2019				
	VanEvery, Greg	01 2710 332 000 0000 001	Transportation Dec 2018	151.44
	VanEvery, Greg	01 2710 332 000 0000 002	Transportation Dec 2018	151.45
			Vendor Total:	302.89
12/04/2018				
	Vex Robotics, Inc..	01 1100 610 000 1135 001	2" & 3" Drive Shaft Pack	16.47
	Vex Robotics, Inc..	01 1100 610 000 1135 001	12" Drive Shaft (4-pack)	26.88
	Vex Robotics, Inc..	01 1100 610 000 1135 001	12T Metal Pinion (12-pack)	59.97
	Vex Robotics, Inc..	01 1100 610 000 1135 001	84T High Strength Gear (4-Pack)	38.97
	Vex Robotics, Inc..	01 1100 610 000 1135 001	High Strength Gear Kit	59.97
	Vex Robotics, Inc..	01 1100 610 000 1135 001	1x2x1x25 Aluminum C-Channel (6-pack)	89.97
	Vex Robotics, Inc..	01 1100 610 000 1135 001	1x2x1x35 Aluminum C-Channel (6-pack)	104.97
	Vex Robotics, Inc..	01 1100 610 000 1135 001	0.50" OD Nylon Spacer Variety Pack	29.70
	Vex Robotics, Inc..	01 1100 610 000 1135 001	Teflon Washer (25-pack)	14.85
	Vex Robotics, Inc..	01 1100 610 000 1135 001	High Strength Sprocket & Chain Kit	39.99
	Vex Robotics, Inc..	01 1100 610 000 1135 001	18T High Strength Sprocket (4-Pack)	12.99
	Vex Robotics, Inc..	01 1100 610 000 1135 001	Standoff Pack	47.97
	Vex Robotics, Inc..	01 1100 610 000 1135 001	4.00" Standoff (4-pack)	23.85
	Vex Robotics, Inc..	01 1100 610 000 1135 001	5.00" Standoff (4-pack)	26.85

<u>Invoice Date</u>	<u>Vendor Name</u>	<u>Account Number</u>	<u>Description</u>	<u>Amount</u>
	Vex Robotics, Inc..	01 1100 610 000 1135 001	6.00" Standoff (4-pack)	29.85
	Vex Robotics, Inc..	01 1100 610 000 1135 001	#8-32 Nylock Nut (100-pack)	11.97
	Vex Robotics, Inc..	01 1100 610 000 1135 001	#8-32 x 3/8" Screw (100-pack)	14.98
	Vex Robotics, Inc..	01 1100 610 000 1135 001	#8-32 x 1/2" Screw (100-pack)	14.98
	Vex Robotics, Inc..	01 1100 610 000 1135 001	Shipping	18.54
12/26/2018				
	Vex Robotics, Inc..	01 1100 610 000 1135 001	V5 Smart Cable Connectors (50-Pack)	2.99
	Vex Robotics, Inc..	01 1100 610 000 1135 001	2" & 3" Drive Shaft Pack	16.47
	Vex Robotics, Inc..	01 1100 610 000 1135 001	12" Drive Shaft (4-pack)	35.84
	Vex Robotics, Inc..	01 1100 610 000 1135 001	Shipping	22.15
			Vendor Total:	761.17
12/06/2018				
	Virco, Inc	01 1200 610 000 0000 002	Chair, Analogy Series, Rocker, 15" Seat	123.12
			Vendor Total:	123.12
01/02/2019				
	Welke, Amanda	01 2710 332 000 0000 002	Transportation Dec 2018	34.17
	Welke, Amanda	01 2710 332 000 0000 001	Transportation Dec 2018	68.35
			Vendor Total:	102.52
12/19/2018				
	West Holt Public Schools	01 6410 591 005 0000 002	Speech Therapy Dec 2018	91.85
12/05/2018				
	West Holt Public Schools	01 6410 591 005 0000 002	Speech Services - Nov 2018	146.85
			Vendor Total:	238.70
01/02/2019				
	Wettlaufer, Kristin	01 2710 332 000 0000 002	Transportation Nov-Dec 2018	598.02
			Vendor Total:	598.02
01/02/2019				
	Williamson, Katie	01 2710 332 000 0000 002	Transportation Dec 2018	121.16
			Vendor Total:	121.16
01/07/2019				
	Wilson, Kimberly	01 2710 332 000 0000 002	Transportation Dec 2018	43.49
			Vendor Total:	43.49
01/02/2019				
	Wiseman, Tricia	01 2710 332 000 0000 002	Transportation Dec 2018	279.59
			Vendor Total:	279.59
01/07/2019				
	WSC Bands	01 1100 810 000 1108 001	Audition Fees	20.00
	WSC Bands	01 1100 810 000 1108 001	Festival Fees	45.00
			Vendor Total:	65.00
12/04/2018				
	Xtra Productions	01 2620 610 000 0000 001	Stage light for performances LED	100.00
			Vendor Total:	100.00
12/18/2018				

<u>Invoice Date</u>	<u>Vendor Name</u>	<u>Account Number</u>	<u>Description</u>	<u>Amount</u>
	York, Hugh	01 6310 580 000 0000 002	Meals - Principals Conference	62.86
			Vendor Total:	62.86
01/03/2019	Young, Heather	01 2710 332 000 0000 001	Transportation Dec 2018	198.05
			Vendor Total:	198.05
			Checking Account Total:	108,515.15
<u>Checking</u>	8			
11/30/2018	Davis Designs	08 4700 450 000 0000 001	17-0149 O'Neill Jr/Sr HS Addition	13,806.07
01/30/2018	Davis Designs	08 4700 450 000 0000 001	17-0150 O'Neill Jr/Sr HS Travel Time	780.15
			Vendor Total:	14,586.22
11/30/2018	Mid-State Engineering & Testing, Inc	08 4700 352 000 0000 001	Testing	2,025.00
			Vendor Total:	2,025.00
			Checking Account Total:	16,611.22

O'Neill Public Schools  
Payroll Report  
Dec - 2018

Employee Gross Wages	\$548,352.40
Substitute Employee Gross Wages	\$16,811.67
Health Ins Benefit	\$131,827.72
HSA Benefit	\$4,344.52
Retirement Benefit	\$53,101.43
Medicare/Social Security Taxes	\$40,829.29
<b>Total Payroll Expense to District</b>	<b>\$795,267.03</b>

Account Number	Account Description	Revised Budget	Expended During Month	Expenditures to Date	% of Budget
<b>01</b>	<b>General Fund</b>				
01 1100 110 000 1141 001	Reg Emp - Non-Instr - Music	\$0.00	\$222.08	\$957.12	0.00
01 1100 110 000 1141 002	Reg Emp - Non-Instr - Music	\$0.00	\$0.00	\$0.00	0.00
01 1100 111 000 0000 001	Reg Emp - Teach/Prof	\$13,765.00	\$13,559.34	\$54,237.36	394.02
01 1100 111 000 0000 002	Reg Emp - Teach/Prof	\$683,840.00	\$69,373.39	\$277,493.56	40.58
01 1100 111 000 1103 001	Reg Emp - Teach/Prof - Ag Education	\$39,834.00	\$2,995.67	\$11,982.68	30.08
01 1100 111 000 1105 001	Reg Emp - Teach/Prof - Art	\$48,332.00	\$4,027.67	\$16,110.68	33.33
01 1100 111 000 1105 002	Reg Emp - Teach/Prof - Art	\$22,497.00	\$1,874.80	\$7,499.20	33.33
01 1100 111 000 1108 001	Reg Emp - Teach/Prof - Band	\$59,463.00	\$2,236.00	\$8,944.00	15.04
01 1100 111 000 1108 002	Reg Emp - Teach/Prof - Band	\$18,788.00	\$1,490.67	\$5,962.68	31.74
01 1100 111 000 1112 001	Reg Emp - Teach/Prof - Business	\$133,816.00	\$6,272.63	\$25,090.52	18.75
01 1100 111 000 1114 001	Reg Emp - Teach/Prof - English	\$297,904.00	\$23,115.64	\$92,462.56	31.04
01 1100 111 000 1118 001	Reg Emp - Teach/Prof - FCS	\$60,716.00	\$5,059.67	\$20,238.68	33.33
01 1100 111 000 1135 001	Reg Emp - Teach/Prof - Gifted	\$0.00	\$0.00	\$0.00	0.00
01 1100 111 000 1135 002	Reg Emp - Teach/Prof - Gifted	\$99,106.00	\$6,317.86	\$17,350.58	17.51
01 1100 111 000 1138 001	Reg Emp - Teach/Prof - Math	\$120,487.00	\$9,823.72	\$39,294.88	32.61
01 1100 111 000 1141 001	Reg Emp - Teach/Prof - Music	\$19,522.00	\$1,268.50	\$5,074.00	25.99
01 1100 111 000 1141 002	Reg Emp - Teach/Prof - Music	\$71,552.00	\$5,962.67	\$23,681.47	33.10
01 1100 111 000 1145 001	Reg Emp - Teach/Prof - PE	\$143,684.00	\$9,599.74	\$38,398.96	26.72
01 1100 111 000 1145 002	Reg Emp - Teach/Prof - PE	\$46,784.00	\$3,769.67	\$15,078.68	32.23
01 1100 111 000 1148 001	Reg Emp - Teach/Prof - Science	\$259,408.00	\$17,875.75	\$72,512.68	27.95
01 1100 111 000 1171 001	Reg Emp - Teach/Prof - Social Studies	\$180,255.00	\$14,550.13	\$58,200.52	32.29
01 1100 111 000 1173 001	Reg Emp - Teach/Prof - Spanish	\$71,552.00	\$5,217.34	\$20,869.36	29.17
01 1100 111 000 1175 001	Reg Emp - Teach/Prof - Tech Educ	\$26,832.00	\$4,181.75	\$16,727.00	62.34
01 1100 111 000 1175 002	Reg Emp - Teach/Prof - Tech Educ	\$14,998.00	\$1,249.87	\$4,999.48	33.33
01 1100 111 000 1180 001	Reg Emp - Teach/Prof - Trades/Industry	\$94,686.00	\$6,690.09	\$26,760.36	28.26
01 1100 112 000 0000 001	Reg Emp - Instr Aides	\$0.00	\$0.00	\$0.00	0.00
01 1100 112 000 0000 002	Reg Emp - Instructional Aides	\$34,400.00	\$2,866.67	\$11,466.68	33.33
01 1100 120 000 2190 001	Temp Emp - Non-Instr - Activity	\$0.00	\$1,447.50	\$16,302.00	0.00
01 1100 122 000 0000 002	Temp Emp - Instr Aide	\$3,000.00	\$0.00	\$0.00	0.00
01 1100 123 000 0000 001	Temp Emp - Teach/Prof - Sub	\$1,000.00	\$746.88	\$1,578.14	157.81
01 1100 123 000 0000 002	Temp Emp - Teach/Prof - Sub	\$40,000.00	\$1,041.59	\$6,332.07	15.83
01 1100 123 000 1103 001	Temp Emp - Teach/Prof - Sub - Ag Ed	\$3,500.00	\$200.00	\$975.00	27.86
01 1100 123 000 1105 001	Temp Emp - Teach/Prof - Sub - Art	\$1,000.00	\$0.00	\$200.00	20.00
01 1100 123 000 1105 002	Temp Emp - Teach/Prof - Sub - Art	\$1,000.00	\$0.00	\$165.21	16.52
01 1100 123 000 1108 001	Temp Emp - Teach/Prof - Sub - Band	\$350.00	\$75.00	\$150.00	42.86

Account Number	Account Description	Revised Budget	Expended During Month	Expenditures to Date	% of Budget
01 1100 123 000 1108 002	Temp Emp - Teach/Prof - Sub - Band	\$50.00	\$0.00	\$0.00	0.00
01 1100 123 000 1112 001	Temp Emp - Teach/Prof - Sub - Business	\$2,500.00	\$0.00	\$550.00	22.00
01 1100 123 000 1114 001	Temp Emp - Teach/Prof - Sub - English	\$5,500.00	\$587.50	\$1,212.50	22.05
01 1100 123 000 1118 001	Temp Emp - Teach/Prof - Sub - FCS	\$1,250.00	\$400.00	\$600.00	48.00
01 1100 123 000 1135 001	Temp Emp - Teach/Prof - Sub - Gifted	\$0.00	\$0.00	\$0.00	0.00
01 1100 123 000 1135 002	Temp Emp - Teach/Prof - Sub - Gifted	\$400.00	\$0.00	\$0.00	0.00
01 1100 123 000 1138 001	Temp Emp - Teach/Prof - Sub - Math	\$2,500.00	\$75.00	\$715.62	28.62
01 1100 123 000 1141 001	Temp Emp - Teach/Prof - Sub - Music	\$7,360.00	\$100.00	\$150.00	2.04
01 1100 123 000 1141 002	Temp Emp - Teach/Prof - Sub - Music	\$1,000.00	\$200.00	\$450.00	45.00
01 1100 123 000 1145 001	Temp Emp - Teach/Prof - Sub - PE	\$2,500.00	\$293.74	\$763.73	30.55
01 1100 123 000 1145 002	Temp Emp - Teach/Prof - Sub - PE	\$700.00	\$50.00	\$250.00	35.71
01 1100 123 000 1148 001	Temp Emp - Teach/Prof - Sub - Science	\$5,000.00	\$2,034.38	\$3,386.26	67.73
01 1100 123 000 1171 001	Temp Emp - Teach/Prof - Sub - Soc Stud	\$3,250.00	\$3,959.75	\$9,499.48	292.29
01 1100 123 000 1173 001	Temp Emp - Teach/Prof - Sub - Spanish	\$1,300.00	\$87.50	\$437.50	33.65
01 1100 123 000 1175 001	Temp Emp - Teach/Prof - Sub - Tech Educ	\$100.00	\$0.00	\$187.50	187.50
01 1100 123 000 1175 002	Temp Emp - Teach/Prof - Sub - Tech Educ	\$750.00	\$0.00	\$110.14	14.69
01 1100 123 000 1180 001	Temp Emp - Teach/Prof - Sub - Trades/Ind	\$1,200.00	\$87.50	\$325.00	27.08
01 1100 130 000 1141 001	Non-Instructional - Music - OT	\$0.00	\$0.00	\$126.48	0.00
01 1100 150 000 2190 001	Non-Instr Aide - Add'l Comp - Activity	\$0.00	\$3.77	\$1,645.07	0.00
01 1100 151 000 0000 001	Teach/Prof - Add'l Comp	\$0.00	\$25.00	\$262.50	0.00
01 1100 151 000 0000 002	Teach/Prof - Add'l Comp	\$0.00	\$0.00	\$25.00	0.00
01 1100 151 000 1103 001	Teach/Prof - Add'l Comp - Ag Ed	\$0.00	\$0.00	\$0.00	0.00
01 1100 151 000 1114 001	Teach/Prof - Add'l Comp - English	\$0.00	\$62.50	\$187.50	0.00
01 1100 151 000 1138 001	Teach/Prof - Add'l Comp - Math	\$0.00	\$0.00	\$87.50	0.00
01 1100 151 000 1145 001	Teach/Prof - Add'l Comp - PE	\$0.00	\$50.00	\$212.50	0.00
01 1100 151 000 1148 001	Teach/Prof - Add'l Comp - Science	\$0.00	\$62.50	\$312.50	0.00
01 1100 151 000 1171 001	Teach/Prof - Add'l Comp - Soc Studies	\$0.00	\$0.00	\$62.50	0.00
01 1100 151 000 1173 001	Teach/Prof - Add'l Comp - Spanish	\$0.00	\$0.00	\$75.00	0.00
01 1100 151 000 2190 000	Teach/Prof - Add'l Comp - Activity	\$0.00	\$229.33	\$917.32	0.00
01 1100 151 000 2190 001	Teach/Prof - Add'l Comp - Activity	\$0.00	\$13,834.86	\$58,613.27	0.00
01 1100 151 000 2190 002	Teach/Prof - Add'l Comp - Activity	\$0.00	\$788.33	\$4,357.32	0.00
01 1100 152 000 0000 002	Instr Aide - Add'l Comp - Substitute	\$0.00	\$0.00	\$0.00	0.00
01 1100 152 000 1105 002	Reg Emp - Instr Aide - Art	\$0.00	\$0.00	\$0.00	0.00
01 1100 152 000 1171 001	Reg Emp - Instr Aides - Social Studies	\$0.00	\$0.00	\$0.00	0.00
01 1100 152 000 1175 002	Reg Emp - Instr Aide - Tech Educ	\$0.00	\$0.00	\$0.00	0.00
01 1100 152 000 2190 001	Instr Aide - Add'l Comp - Activity	\$0.00	\$657.75	\$5,910.46	0.00

Account Number	Account Description	Revised Budget	Expended During Month	Expenditures to Date	% of Budget
01 1100 154 000 2190 001	Technical Staff - Add'l Comp - Activity	\$0.00	\$788.33	\$3,153.32	0.00
01 1100 159 000 0000 002	STIPENDS-ELEM	\$0.00	\$0.00	\$0.00	0.00
01 1100 159 000 1103 001	AG ED SALARIES - S	\$0.00	\$0.00	\$0.00	0.00
01 1100 159 000 1108 001	BAND REGULAR SALARIES-S	\$0.00	\$0.00	\$0.00	0.00
01 1100 159 000 1108 002	BAND REGULAR SALARIES-E	\$0.00	\$0.00	\$0.00	0.00
01 1100 159 000 1112 001	BUSINESS STIPEND- S	\$0.00	\$0.00	\$0.00	0.00
01 1100 159 000 1114 001	ENGLISH STIPEND - S	\$0.00	\$0.00	\$0.00	0.00
01 1100 159 000 1135 001	GIFTED STIPEND-S	\$0.00	\$0.00	\$0.00	0.00
01 1100 159 000 1135 002	GIFTED STIPEND-E	\$0.00	\$0.00	\$0.00	0.00
01 1100 159 000 1138 001	MATH STIPENDS - S	\$0.00	\$0.00	\$0.00	0.00
01 1100 159 000 1145 001	PE STIPEND-E	\$0.00	\$0.00	\$0.00	0.00
01 1100 159 000 1145 002	PE STIPEND-E	\$0.00	\$0.00	\$0.00	0.00
01 1100 159 000 1148 001	SCIENCE STIPEND-S	\$0.00	\$0.00	\$0.00	0.00
01 1100 159 000 1173 001	SPANISH STIPEND-S	\$0.00	\$0.00	\$0.00	0.00
01 1100 159 000 1175 001	TECHNOLOGY STIPENDS-S	\$0.00	\$0.00	\$0.00	0.00
01 1100 210 000 1141 001	Non-Instr - Group Ins - Music	\$0.00	\$0.00	\$0.00	0.00
01 1100 211 000 0000 001	Teach/Prof - Group Ins	\$4,205.00	\$3,518.25	\$14,146.34	336.42
01 1100 211 000 0000 002	Teach/Prof - Group Ins	\$236,286.00	\$20,451.21	\$81,804.84	34.62
01 1100 211 000 1103 001	Teach/Prof - Group Ins - Ag Ed	\$14,407.00	\$1,051.96	\$4,207.84	29.21
01 1100 211 000 1105 001	Teach/Prof - Group Ins - Art	\$14,407.00	\$1,200.59	\$4,802.36	33.33
01 1100 211 000 1105 002	Teach/Prof - Group Ins - Art	\$5,768.00	\$512.81	\$2,051.24	35.56
01 1100 211 000 1108 001	Teach/Prof - Group Ins - Band	\$14,420.00	\$526.01	\$2,104.04	14.59
01 1100 211 000 1108 002	Teach/Prof - Group Ins - Band	\$4,806.00	\$350.67	\$1,402.68	29.19
01 1100 211 000 1112 001	Teach/Prof - Group Ins - Business	\$38,454.00	\$1,627.92	\$6,511.68	16.93
01 1100 211 000 1114 001	Teach/Prof - Group Ins - English	\$77,496.00	\$5,945.64	\$23,782.56	30.69
01 1100 211 000 1118 001	Teach/Prof - Group Ins - FCS	\$14,407.00	\$1,200.59	\$4,802.36	33.33
01 1100 211 000 1135 001	Teach/Prof - Group Ins - Gifted	\$0.00	\$0.00	\$0.00	0.00
01 1100 211 000 1135 002	Teach/Prof - Group Ins - Gifted	\$789.00	\$56.51	\$152.21	19.29
01 1100 211 000 1138 001	Teach/Prof - Group Ins - Math	\$39,449.00	\$2,377.30	\$9,509.20	24.11
01 1100 211 000 1141 001	Teach/Prof - Group Ins - Music	\$3,520.00	\$220.02	\$1,100.10	31.25
01 1100 211 000 1141 002	Teach/Prof - Group Ins - Music	\$19,227.00	\$1,602.27	\$6,409.08	33.33
01 1100 211 000 1145 001	Teach/Prof - Group Ins - PE	\$38,720.00	\$2,701.51	\$10,806.04	27.91
01 1100 211 000 1145 002	Teach/Prof - Group Ins - PE	\$7,040.00	\$515.94	\$2,063.76	29.31
01 1100 211 000 1148 001	Teach/Prof - Group Ins - Science	\$77,870.00	\$5,115.50	\$20,462.00	26.28
01 1100 211 000 1171 001	Teach/Prof - Group Ins - Social Studies	\$39,925.00	\$2,985.56	\$11,942.24	29.91
01 1100 211 000 1173 001	Teach/Prof - Group Ins - Spanish	\$18,883.00	\$1,401.99	\$5,607.96	29.70

Account Number	Account Description	Revised Budget	Expended During Month	Expenditures to Date	% of Budget
01 1100 211 000 1175 001	Teach/Prof - Group Ins - Tech Educ	\$7,210.00	\$1,201.70	\$4,806.80	66.67
01 1100 211 000 1175 002	Teach/Prof - Group Ins - Tech Educ	\$3,845.00	\$341.87	\$1,367.48	35.57
01 1100 211 000 1180 001	Teach/Prof - Group Ins - Trades/Industry	\$30,368.00	\$2,015.59	\$8,062.36	26.55
01 1100 211 000 2190 001	Increased Retirement - Act	\$0.00	\$0.00	\$0.00	0.00
01 1100 212 000 0000 001	Group Insurance - Instructional Aides	\$0.00	\$0.00	\$0.00	0.00
01 1100 212 000 0000 002	Group Insurance - Instructional Aides	\$0.00	\$1,262.27	\$5,049.08	0.00
01 1100 220 000 1141 001	Social Security - Non-Instructional	\$0.00	\$16.99	\$82.88	0.00
01 1100 220 000 2190 001	Social Security - Non-Instr - Activity	\$0.00	\$111.00	\$1,372.94	0.00
01 1100 221 000 0000 001	REG. SOCIAL SECURITY-S	\$1,053.00	\$989.20	\$3,969.16	376.94
01 1100 221 000 0000 002	REG. SOCIAL SECURITY-E	\$54,869.00	\$5,165.64	\$20,664.45	37.66
01 1100 221 000 1103 001	AG ED SOCIAL SECURITY - S	\$3,047.00	\$208.72	\$834.88	27.40
01 1100 221 000 1105 001	ART SOCIAL SECURITY-S	\$3,697.00	\$301.69	\$1,206.76	32.64
01 1100 221 000 1105 002	ART SOCIAL SECURITY-E	\$1,721.00	\$143.43	\$573.72	33.34
01 1100 221 000 1108 001	BAND SOCIAL SECURITY-S	\$4,548.00	\$166.44	\$665.76	14.64
01 1100 221 000 1108 002	BAND SOCIAL SECURITY-E	\$1,516.00	\$110.97	\$443.85	29.28
01 1100 221 000 1112 001	BUSINESS SOC. SEC.-S	\$10,236.00	\$466.86	\$1,867.43	18.24
01 1100 221 000 1114 001	ENGLISH SOCIAL SECURITY-S	\$22,751.00	\$1,655.71	\$6,618.07	29.09
01 1100 221 000 1118 001	FCS SOCIAL SECURITY-S	\$4,644.00	\$378.12	\$1,512.47	32.57
01 1100 221 000 1135 001	GIFTED SOC. SEC.-S	\$0.00	\$0.00	\$0.00	0.00
01 1100 221 000 1135 002	GIFTED SOC. SEC.-E	\$7,632.00	\$446.28	\$1,264.76	16.57
01 1100 221 000 1138 001	MATH SOCIAL SECURITY-S	\$8,911.00	\$711.77	\$2,853.73	32.02
01 1100 221 000 1141 001	MUSIC SOCIAL SECURITY-S	\$1,979.00	\$97.05	\$388.18	19.61
01 1100 221 000 1141 002	MUSIC SOCIAL SECURITY-E	\$5,473.00	\$452.15	\$1,795.66	32.81
01 1100 221 000 1145 001	PE SOCIAL SECURITY-S	\$10,991.00	\$702.89	\$2,812.50	25.59
01 1100 221 000 1145 002	PE SOCIAL SECURITY-E	\$3,578.00	\$288.38	\$1,153.52	32.24
01 1100 221 000 1148 001	SCIENCE SOCIAL SECURITY-S	\$19,768.00	\$1,292.14	\$5,250.69	26.56
01 1100 221 000 1171 001	SOCIAL STUDIES SOC SEC-S	\$13,789.00	\$1,098.16	\$4,397.38	31.89
01 1100 221 000 1173 001	SPANISH SOCIAL SECURITY-S	\$5,473.00	\$376.48	\$1,511.61	27.62
01 1100 221 000 1175 001	TECHNOLOGY SOC. SEC.-S	\$2,052.00	\$313.57	\$1,254.27	61.12
01 1100 221 000 1175 002	TECHNOLOGY SOC. SEC.-E	\$1,147.00	\$95.61	\$382.44	33.34
01 1100 221 000 1180 001	T & I SOC. SEC.-S	\$7,243.00	\$480.29	\$1,921.17	26.52
01 1100 221 000 2190 000	Social Security - Activity	\$0.00	\$17.55	\$70.20	0.00
01 1100 221 000 2190 001	Social Security - Activity	\$0.00	\$1,058.43	\$4,484.30	0.00
01 1100 221 000 2190 002	Social Security - Activity	\$0.00	\$60.33	\$333.42	0.00
01 1100 222 000 0000 001	Social Security - Instructional Aides	\$0.00	\$0.00	\$0.00	0.00
01 1100 222 000 0000 002	Social Security - Instructional Aides	\$0.00	\$216.09	\$864.36	0.00

Account Number	Account Description	Revised Budget	Expended During Month	Expenditures to Date	% of Budget
01 1100 222 000 1105 002	Reg Emp - Instr Aides - Art	\$0.00	\$0.00	\$0.00	0.00
01 1100 222 000 1171 001	Social Security - Instr Aides - Soc Stud	\$0.00	\$0.00	\$0.00	0.00
01 1100 222 000 1175 002	Reg Emp - Instr Aides - Tech	\$0.00	\$0.00	\$0.00	0.00
01 1100 222 000 2190 001	Social Security - Activity	\$0.00	\$50.34	\$452.18	0.00
01 1100 223 000 0000 001	Social Security - Subs	\$0.00	\$57.16	\$120.82	0.00
01 1100 223 000 0000 002	Social Security - Sub	\$0.00	\$79.67	\$484.39	0.00
01 1100 223 000 1103 001	Social Security - Subs - Ag	\$0.00	\$15.30	\$74.59	0.00
01 1100 223 000 1105 001	Social Security - Subs - Art	\$0.00	\$0.00	\$15.30	0.00
01 1100 223 000 1105 002	Social Security - Subs - Art	\$0.00	\$0.00	\$12.64	0.00
01 1100 223 000 1108 001	Temp Emp - Teach/Prof - Sub - Band	\$0.00	\$5.74	\$11.48	0.00
01 1100 223 000 1112 001	Social Security - Subs - Business	\$0.00	\$0.00	\$42.07	0.00
01 1100 223 000 1114 001	Social Security - Subs - English	\$0.00	\$44.95	\$92.77	0.00
01 1100 223 000 1118 001	Social Security - Subs - FCS	\$0.00	\$30.59	\$45.89	0.00
01 1100 223 000 1138 001	Social Security - Subs - Math	\$0.00	\$5.74	\$54.78	0.00
01 1100 223 000 1141 001	Social Security - Subs - Music	\$0.00	\$7.61	\$11.44	0.00
01 1100 223 000 1141 002	Social Security - Subs - Music	\$0.00	\$15.30	\$34.43	0.00
01 1100 223 000 1145 001	Social Security - Subs - PE	\$0.00	\$22.49	\$58.48	0.00
01 1100 223 000 1145 002	Social Security - Subs - PE	\$0.00	\$3.82	\$19.12	0.00
01 1100 223 000 1148 001	Social Security - Science - Sub	\$0.00	\$155.64	\$259.03	0.00
01 1100 223 000 1171 001	Social Security - Soc Studies - Sub	\$0.00	\$302.93	\$726.70	0.00
01 1100 223 000 1173 001	Social Security - Subs - Spanish	\$0.00	\$6.70	\$33.50	0.00
01 1100 223 000 1175 001	Social Security - Subs - Tech Education	\$0.00	\$0.00	\$14.36	0.00
01 1100 223 000 1175 002	Social Security - Subs - Tech Education	\$0.00	\$0.00	\$8.43	0.00
01 1100 223 000 1180 001	Social Security - Subs - T & I	\$0.00	\$6.70	\$24.88	0.00
01 1100 224 000 2190 001	Social Security - Act -Tech Staff	\$0.00	\$60.31	\$241.24	0.00
01 1100 230 000 1141 001	Retirement - Non-Instructional	\$0.00	\$16.33	\$79.68	0.00
01 1100 230 000 2190 001	Retirement Non Instr Activity	\$0.00	\$0.28	\$393.75	0.00
01 1100 231 000 0000 001	REG. RETIREMENT-S	\$1,012.00	\$998.83	\$4,007.27	395.98
01 1100 231 000 0000 002	REG. RETIREMENT-E	\$52,737.00	\$5,100.90	\$20,405.44	38.69
01 1100 231 000 1103 001	AG ED RETIREMENT - S	\$2,928.00	\$220.26	\$881.04	30.09
01 1100 231 000 1105 001	ART RETIREMENT-S	\$3,553.00	\$296.15	\$1,184.60	33.34
01 1100 231 000 1105 002	ART RETIREMENT-E	\$1,654.00	\$137.85	\$551.40	33.34
01 1100 231 000 1108 001	BAND RETIREMENT-S	\$4,372.00	\$164.41	\$657.64	15.04
01 1100 231 000 1108 002	BAND RETIREMENT-E	\$1,457.00	\$109.61	\$438.44	30.09
01 1100 231 000 1112 001	BUSINESS RETIREMENT-S	\$9,839.00	\$461.21	\$1,844.84	18.75
01 1100 231 000 1114 001	ENGLISH RETIREMENT-S	\$21,867.00	\$1,704.23	\$6,812.36	31.15

Account Number	Account Description	Revised Budget	Expended During Month	Expenditures to Date	% of Budget
01 1100 231 000 1118 001	FCS RETIREMENT-S	\$4,464.00	\$372.03	\$1,488.12	33.34
01 1100 231 000 1135 001	GIFTED RETIREMENT-S	\$0.00	\$0.00	\$0.00	0.00
01 1100 231 000 1135 002	GIFTED RETIREMENT-E	\$7,320.00	\$501.58	\$1,288.26	17.60
01 1100 231 000 1138 001	MATH RETIREMENT-S	\$8,565.00	\$722.31	\$2,895.69	33.81
01 1100 231 000 1141 001	MUSIC RETIREMENT-S	\$1,903.00	\$93.27	\$373.08	19.60
01 1100 231 000 1141 002	MUSIC RETIREMENT-E	\$5,261.00	\$438.42	\$1,741.24	33.10
01 1100 231 000 1145 001	PE RETIREMENT-S	\$10,461.00	\$709.53	\$2,839.03	27.14
01 1100 231 000 1145 002	PE RETIREMENT-E	\$3,439.00	\$277.18	\$1,108.71	32.24
01 1100 231 000 1148 001	SCIENCE RETIREMENT-S	\$19,000.00	\$1,318.94	\$5,354.63	28.18
01 1100 231 000 1171 001	SOCIAL STUDIES RETIREMENT-S	\$13,253.00	\$697.82	\$3,911.95	29.52
01 1100 231 000 1173 001	SPANISH RETIREMENT-S	\$5,261.00	\$383.62	\$1,539.98	29.27
01 1100 231 000 1175 001	TECHNOLOGY RET. - S	\$677.00	\$307.48	\$1,229.92	181.67
01 1100 231 000 1175 002	TECHNOLOGY RET. - E	\$378.00	\$91.90	\$367.60	97.25
01 1100 231 000 1180 001	T & I RETIREMENT-S	\$6,962.00	\$491.91	\$1,967.64	28.26
01 1100 231 000 2190 000	Retirement - Teach/Prof - Act	\$0.00	\$16.86	\$67.44	0.00
01 1100 231 000 2190 001	Retirement - Teach/Prof - Act	\$0.00	\$1,017.29	\$4,309.87	0.00
01 1100 231 000 2190 002	Retirement - Teach/Prof - Act	\$0.00	\$57.97	\$320.41	0.00
01 1100 232 000 0000 001	Retirement - Instructional Aides	\$0.00	\$0.00	\$0.00	0.00
01 1100 232 000 0000 002	Retirement - Instructional Aides	\$0.00	\$210.78	\$843.12	0.00
01 1100 232 000 1105 002	Ret - Instr Aides Art	\$0.00	\$0.00	\$0.00	0.00
01 1100 232 000 1171 001	Retirement - Instructional Aides	\$0.00	\$0.00	\$0.00	0.00
01 1100 232 000 1175 002	Ret - Instr Aides Tech Ed	\$0.00	\$0.00	\$0.00	0.00
01 1100 232 000 2190 001	Retirement - Instr Aides - Act	\$0.00	\$48.38	\$434.65	0.00
01 1100 233 000 0000 001	Ret - Sub	\$0.00	\$0.00	\$0.92	0.00
01 1100 233 000 0000 002	Ret - Sub	\$0.00	\$14.09	\$59.34	0.00
01 1100 233 000 1105 002	Ret - Sub	\$0.00	\$0.00	\$1.12	0.00
01 1100 233 000 1171 001	Ret - Sub	\$0.00	\$284.72	\$571.64	0.00
01 1100 233 000 1175 002	Ret - Sub	\$0.00	\$0.00	\$0.75	0.00
01 1100 234 000 2190 001	Retirement - Tech Staff - Act	\$0.00	\$57.96	\$231.84	0.00
01 1100 237 000 0000 001	REG. RETIREMENT-S	\$347.00	\$343.02	\$1,376.51	396.69
01 1100 237 000 0000 002	REG. RETIREMENT-E	\$18,110.00	\$1,828.89	\$7,317.22	40.40
01 1100 237 000 1103 001	AG ED RETIREMENT - S	\$1,005.00	\$75.64	\$302.56	30.11
01 1100 237 000 1105 001	ART RETIREMENT 1%-S	\$1,220.00	\$101.70	\$406.79	33.34
01 1100 237 000 1105 002	ART RETIREMENT 1%-E	\$568.00	\$47.34	\$189.74	33.40
01 1100 237 000 1108 001	BAND RETIREMENT 1%-S	\$1,501.00	\$56.46	\$225.84	15.05
01 1100 237 000 1108 002	BAND RETIREMENT 1%-E	\$500.00	\$37.64	\$150.56	30.11

Account Number	Account Description	Revised Budget	Expended During Month	Expenditures to Date	% of Budget
01 1100 237 000 1112 001	BUSINESS RETIREMENT-S	\$3,378.00	\$158.39	\$633.56	18.76
01 1100 237 000 1114 001	ENGLISH RETIREMENT 1%-S	\$7,509.00	\$585.24	\$2,339.43	31.16
01 1100 237 000 1118 001	FCS RETIREMENT 1%-S	\$1,533.00	\$127.76	\$511.04	33.34
01 1100 237 000 1135 001	GIFTED RETIREMENT-S	\$0.00	\$0.00	\$0.00	0.00
01 1100 237 000 1135 002	GIFTED RETIREMENT-E	\$2,501.00	\$159.53	\$429.67	17.18
01 1100 237 000 1138 001	MATH RETIREMENT 1%-S	\$2,941.00	\$248.05	\$994.41	33.81
01 1100 237 000 1141 001	MUSIC RETIREMENT 1%-S	\$653.00	\$37.64	\$155.49	23.81
01 1100 237 000 1141 002	MUSIC RETIREMENT 1%-E	\$1,806.00	\$150.56	\$597.96	33.11
01 1100 237 000 1145 001	PE RETIREMENT 1%-S	\$3,731.00	\$243.66	\$974.97	26.13
01 1100 237 000 1145 002	PE RETIREMENT 1%-E	\$1,181.00	\$95.18	\$380.72	32.24
01 1100 237 000 1148 001	SCIENCE RETIREMENT 1%-S	\$6,524.00	\$452.95	\$1,838.89	28.19
01 1100 237 000 1171 001	SOCIAL STUDIES RETIRE 1%-S	\$4,551.00	\$337.41	\$1,539.70	33.83
01 1100 237 000 1173 001	SPANISH RETIREMENT 1%-S	\$1,806.00	\$131.74	\$528.85	29.28
01 1100 237 000 1175 001	TECHNOLOGY RET. - S	\$1,972.00	\$105.59	\$422.36	21.42
01 1100 237 000 1175 002	TECHNOLOGY RET. - E	\$1,102.00	\$31.56	\$126.50	11.48
01 1100 237 000 1180 001	T & I RETIREMENT-S	\$2,390.00	\$168.93	\$675.71	28.27
01 1100 237 000 2190 000	Retirement - Teach/Prof - Act	\$0.00	\$5.80	\$23.20	0.00
01 1100 237 000 2190 001	Increased Retirement - Act	\$0.00	\$385.91	\$1,843.90	0.00
01 1100 237 000 2190 002	Increased Retirement - Act	\$0.00	\$19.89	\$109.97	0.00
01 1100 280 000 1141 001	Health Benefits (HSA) Non-Instructional	\$0.00	\$0.00	\$0.00	0.00
01 1100 281 000 0000 001	REG INSTR - HSA Deduction	\$500.00	\$149.70	\$598.80	119.76
01 1100 281 000 0000 002	REG INSTR - HSA Deduction	\$4,000.00	\$348.22	\$1,392.88	34.82
01 1100 281 000 1103 001	Ag - HSA Deduction	\$0.00	\$148.63	\$594.52	0.00
01 1100 281 000 1108 001	BAND - HSA Deduction	\$1,500.00	\$74.84	\$299.36	19.96
01 1100 281 000 1108 002	BAND - HSA Deduction	\$500.00	\$49.90	\$199.60	39.92
01 1100 281 000 1112 001	BUSINESS HSA Deduction-S	\$2,000.00	\$174.64	\$698.56	34.93
01 1100 281 000 1114 001	ENGLISH - HSA Deduction	\$3,500.00	\$305.62	\$1,222.48	34.93
01 1100 281 000 1135 001	GIFTED - HSA Deduction	\$0.00	\$0.00	\$0.00	0.00
01 1100 281 000 1138 001	MATH - HSA Deduction	\$1,500.00	\$124.74	\$498.96	33.26
01 1100 281 000 1145 001	PE - HSA Deduction	\$500.00	\$41.32	\$165.28	33.06
01 1100 281 000 1145 002	PE - HSA Deduction	\$1,000.00	\$70.78	\$283.12	28.31
01 1100 281 000 1148 001	SCIENCE - HSA Deduction	\$4,000.00	\$498.97	\$1,995.88	49.90
01 1100 281 000 1171 001	SOC STUDIES - HSA Deduction	\$1,000.00	\$70.78	\$283.12	28.31
01 1100 281 000 1175 001	TECH - HSA Deduction	\$1,500.00	\$0.00	\$0.00	0.00
01 1100 281 000 1180 001	T & I - HSA Deduction	\$1,500.00	\$114.59	\$458.36	30.56
01 1100 282 000 0000 001	Health Benefits (HSA) - Inst Aides	\$0.00	\$0.00	\$0.00	0.00

Account Number	Account Description	Revised Budget	Expended During Month	Expenditures to Date	% of Budget
01 1100 282 000 0000 002	Health Benefits (HSA) - Inst Aides	\$0.00	\$0.00	\$0.00	0.00
01 1100 320 000 2190 001	Professional Ed Services Activity	\$0.00	\$0.00	\$1,183.58	0.00
01 1100 320 000 2190 002	Professional Ed Services Activity	\$0.00	\$0.00	\$2,946.30	0.00
01 1100 330 000 1141 001	Empl Trng/Develop Services Music	\$0.00	\$0.00	\$80.00	0.00
01 1100 350 000 0000 001	Technical Services	\$0.00	\$0.00	\$0.00	0.00
01 1100 350 000 0000 002	Technical Services	\$0.00	\$0.00	\$0.00	0.00
01 1100 350 000 1138 001	Technical Services - Math	\$0.00	\$0.00	\$0.00	0.00
01 1100 350 000 1175 001	Technical Services - Tech Education	\$0.00	\$0.00	\$0.00	0.00
01 1100 350 000 1175 002	Technical Services - Tech Education	\$0.00	\$0.00	\$0.00	0.00
01 1100 352 000 0000 002	Other Prof Services	\$0.00	\$0.00	\$0.00	0.00
01 1100 352 000 1102 001	Other Prof Services - Greenhouse	\$0.00	\$0.00	\$0.00	0.00
01 1100 352 000 1103 001	Other Prof Services - Ag Education	\$0.00	\$0.00	\$0.00	0.00
01 1100 352 000 1108 001	Other Prof Services - Band	\$50.00	\$0.00	\$0.00	0.00
01 1100 352 000 1108 002	Other Prof Services - Band	\$50.00	\$0.00	\$0.00	0.00
01 1100 352 000 1118 001	Other Prof Services - FCS	\$0.00	\$0.00	\$0.00	0.00
01 1100 352 000 1141 002	Other Prof Services - Music	\$0.00	\$0.00	\$0.00	0.00
01 1100 352 000 1148 001	Other Prof Services - Science	\$200.00	\$0.00	\$0.00	0.00
01 1100 352 000 1175 001	Other Prof Services - Tech Education	\$0.00	\$0.00	\$0.00	0.00
01 1100 352 000 1175 002	Other Prof Services - Tech Education	\$150.00	\$0.00	\$0.00	0.00
01 1100 352 000 1180 001	Other Prof Services - Trades & Industry	\$0.00	\$0.00	\$0.00	0.00
01 1100 440 000 0000 000	Rentals	\$0.00	\$1,299.00	\$5,682.43	0.00
01 1100 580 000 0000 001	Travel Trans, Meals, Hotel	\$100.00	\$0.00	\$0.00	0.00
01 1100 580 000 0000 002	Travel Trans, Meals, Hotel	\$100.00	\$0.00	\$0.00	518.00
01 1100 580 000 1103 001	Travel Trans, Meals, Hotel Ag Education	\$1,000.00	\$0.00	\$0.00	0.00
01 1100 580 000 1105 001	Travel Trans, Meals, Hotel Art	\$0.00	\$0.00	\$0.00	0.00
01 1100 580 000 1105 002	Travel Trans, Meals, Hotel Art	\$0.00	\$0.00	\$0.00	0.00
01 1100 580 000 1108 001	Travel Trans, Meals, Hotel Band	\$2,000.00	\$0.00	\$0.00	0.00
01 1100 580 000 1108 002	Travel Trans, Meals, Hotel Band	\$250.00	\$0.00	\$0.00	0.00
01 1100 580 000 1112 001	Travel Trans, Meals, Hotel Business	\$0.00	\$0.00	\$0.00	0.00
01 1100 580 000 1114 001	Travel Trans, Meals, Hotel English	\$750.00	\$0.00	\$0.00	0.00
01 1100 580 000 1118 001	Travel Trans, Meals, Hotel FCS	\$100.00	\$0.00	\$0.00	0.00
01 1100 580 000 1135 001	Travel Trans, Meals, Hotel HAL/Gifted	\$250.00	\$0.00	\$0.00	0.00
01 1100 580 000 1135 002	Travel Trans, Meals, Hotel HAL/Gifted	\$1,000.00	\$0.00	\$0.00	0.00
01 1100 580 000 1138 001	Travel Trans, Meals, Hotel Math	\$75.00	\$0.00	\$0.00	0.00
01 1100 580 000 1141 001	Travel Trans, Meals, Hotel Music	\$1,000.00	\$0.00	\$0.00	0.00
01 1100 580 000 1141 002	Travel Trans, Meals, Hotel Music	\$400.00	\$0.00	\$0.00	0.00

Account Number	Account Description	Revised Budget	Expended During Month	Expenditures to Date	% of Budget
01 1100 580 000 1145 001	Travel Trans, Meals, Hotel PE	\$500.00	\$0.00	\$0.00	0.00
01 1100 580 000 1145 002	Travel Trans, Meals, Hotel PE	\$200.00	\$0.00	\$0.00	0.00
01 1100 580 000 1148 001	Travel Trans, Meals, Hotel Science	\$500.00	\$0.00	\$0.00	0.00
01 1100 580 000 1171 001	Travel Trans, Meals, Hotel Soc Studies	\$100.00	\$0.00	\$0.00	0.00
01 1100 580 000 1175 001	Travel Trans, Meals, Hotel Technology Ed	\$500.00	\$0.00	\$0.00	0.00
01 1100 580 000 1175 002	Travel Trans, Meals, Hotel Technology Ed	\$500.00	\$0.00	\$0.00	0.00
01 1100 580 000 1180 001	Travel Trans, Meals, Hotel Trades & Ind	\$50.00	\$0.00	\$0.00	0.00
01 1100 580 000 1185 001	Travel Trans Meals Hotel Circle Friends	\$0.00	\$0.00	\$0.00	0.00
01 1100 580 000 1185 002	Travel Trans Meals Hotel Circle Friends	\$50.00	\$0.00	\$0.00	0.00
01 1100 610 000 0000 001	General Supplies	\$26,000.00	\$710.54	\$3,320.34	12.77
01 1100 610 000 0000 002	General Supplies	\$67,700.00	\$2,025.82	\$10,033.66	14.89
01 1100 610 000 1102 001	Supplies - Greenhouse	\$0.00	\$0.00	\$0.00	0.00
01 1100 610 000 1103 001	Supplies Ag Education	\$4,500.00	\$0.00	\$699.30	15.54
01 1100 610 000 1105 001	Supplies Art	\$3,600.00	\$0.00	\$536.01	24.94
01 1100 610 000 1105 002	Supplies Art	\$2,500.00	\$0.00	\$0.00	0.00
01 1100 610 000 1108 001	Supplies Band	\$2,700.00	\$0.00	\$270.00	10.00
01 1100 610 000 1108 002	Supplies Band	\$300.00	\$0.00	\$0.00	0.00
01 1100 610 000 1112 001	Supplies Business	\$700.00	\$0.00	\$0.00	0.00
01 1100 610 000 1114 001	Supplies English	\$3,000.00	\$0.00	\$0.00	0.00
01 1100 610 000 1118 001	Supplies FCS	\$4,500.00	\$347.46	\$1,357.83	30.17
01 1100 610 000 1135 001	Supplies HAL/Gifted	\$2,500.00	\$96.71	\$105.34	32.08
01 1100 610 000 1135 002	Supplies HAL/Gifted	\$1,250.00	\$0.00	\$0.00	0.00
01 1100 610 000 1138 001	Supplies Math	\$1,000.00	\$0.00	\$438.12	43.81
01 1100 610 000 1138 002	Supplies Math	\$4,500.00	\$0.00	\$0.00	0.00
01 1100 610 000 1141 001	Supplies Music	\$2,100.00	\$47.99	\$201.11	9.58
01 1100 610 000 1141 002	Supplies Music	\$1,600.00	\$0.00	\$0.00	0.00
01 1100 610 000 1145 001	Supplies PE	\$3,000.00	\$0.00	\$0.00	48.58
01 1100 610 000 1145 002	Supplies PE	\$1,000.00	\$0.00	\$0.00	0.00
01 1100 610 000 1148 001	Supplies Science	\$14,500.00	\$0.00	\$3,124.60	42.78
01 1100 610 000 1148 002	Supplies Science	\$4,000.00	\$0.00	\$0.00	0.00
01 1100 610 000 1171 001	Supplies Social Studies	\$750.00	\$0.00	\$0.00	0.00
01 1100 610 000 1173 001	Supplies Spanish	\$3,000.00	\$0.00	\$0.00	0.00
01 1100 610 000 1175 001	Supplies Technology Education	\$2,500.00	\$0.00	\$0.00	1.48
01 1100 610 000 1175 002	Supplies Technology Education	\$750.00	\$0.00	\$0.00	0.00
01 1100 610 000 1180 001	Supplies Trades & Industry	\$4,250.00	\$684.47	\$1,572.16	49.57
01 1100 610 000 1185 001	Supplies Circle of Friends	\$50.00	\$0.00	\$0.00	0.00

Account Number	Account Description	Revised Budget	Expended During Month	Expenditures to Date	% of Budget
01 1100 610 000 1185 002	Supplies Circle of Friends	\$200.00	\$0.00	\$33.55	16.78
01 1100 610 000 2190 001	Supplies Activity	\$0.00	\$0.00	\$551.25	0.00
01 1100 620 000 1102 001	Energy Greenhouse	\$0.00	\$0.00	\$0.00	0.00
01 1100 640 000 0000 002	Books & Periodicals	\$17,000.00	\$65.00	\$715.93	6.44
01 1100 640 000 1103 001	Books & Periodicals Ag Education	\$2,500.00	\$0.00	\$0.00	0.00
01 1100 640 000 1112 001	Books & Periodicals Business	\$1,500.00	\$0.00	\$40.05	2.67
01 1100 640 000 1114 001	Books & Periodicals English	\$2,000.00	\$0.00	\$370.25	18.51
01 1100 640 000 1118 001	Books & Periodicals FCS	\$250.00	\$0.00	\$0.00	0.00
01 1100 640 000 1135 002	Books & Periodicals Gifted	\$0.00	\$0.00	\$0.00	0.00
01 1100 640 000 1138 001	Books & Periodicals Math	\$2,000.00	\$0.00	\$0.00	0.00
01 1100 640 000 1138 002	Books & Periodicals Math	\$0.00	\$0.00	\$0.00	0.00
01 1100 640 000 1141 002	Books & Periodicals Music	\$0.00	\$0.00	\$0.00	0.00
01 1100 640 000 1145 001	Books & Periodicals PE	\$0.00	\$0.00	\$155.15	0.00
01 1100 640 000 1148 001	Books & Periodicals Science	\$0.00	\$0.00	\$150.93	0.00
01 1100 640 000 1148 002	Books & Periodicals Science	\$0.00	\$0.00	\$1,881.04	0.00
01 1100 640 000 1171 001	Books & Periodicals Social Studies	\$500.00	\$0.00	\$0.00	0.00
01 1100 640 000 1171 002	Books & Periodicals Social Studies	\$0.00	\$0.00	\$0.00	0.00
01 1100 640 000 1173 001	Books & Periodicals Spanish	\$0.00	\$0.00	\$0.00	0.00
01 1100 640 000 1175 001	Books & Periodicals Technology Education	\$2,500.00	\$0.00	\$0.00	0.00
01 1100 640 000 1180 001	Books & Periodicals Trades & Industry	\$500.00	\$0.00	\$0.00	0.00
01 1100 640 000 3155 001	Books & Periodicals Textbook Loan	\$2,500.00	\$0.00	\$0.00	0.00
01 1100 640 000 3155 002	Books & Periodicals Textbook Loan	\$2,500.00	\$0.00	\$0.00	0.00
01 1100 643 000 0000 000	Web/Cloud Based Software	\$0.00	\$1,350.00	\$16,318.90	0.00
01 1100 643 000 0000 001	Web/Cloud Based Software	\$5,000.00	\$0.00	\$3,144.35	62.89
01 1100 643 000 0000 002	Web/Cloud Based Software	\$5,000.00	\$0.00	\$1,950.00	39.00
01 1100 643 000 1103 001	Web/Cloud Based Software Ag Ed	\$1,000.00	\$0.00	\$0.00	0.00
01 1100 643 000 1112 001	Web/Cloud Based Software Business	\$1,250.00	\$0.00	\$0.00	0.00
01 1100 643 000 1114 001	Web/Cloud Based Software English	\$2,500.00	\$0.00	\$369.00	14.76
01 1100 643 000 1135 001	Web/Cloud Based Software Gifted	\$0.00	\$0.00	\$0.00	0.00
01 1100 643 000 1135 002	Web/Cloud Based Software Gifted	\$0.00	\$0.00	\$0.00	0.00
01 1100 643 000 1138 001	Web/Cloud Based Software Math	\$2,000.00	\$0.00	\$0.00	0.00
01 1100 643 000 1145 001	Web/Cloud Based Software PE	\$0.00	\$0.00	\$0.00	0.00
01 1100 643 000 1148 001	Web/Cloud Based Software Science	\$5,500.00	\$0.00	\$0.00	0.00
01 1100 643 000 1148 002	Web/Cloud Based Software Science	\$5,000.00	\$0.00	\$0.00	0.00
01 1100 643 000 1171 001	Web/Cloud Based Software Social Studies	\$0.00	\$0.00	\$0.00	0.00
01 1100 643 000 1173 001	Web/Cloud Based Software Spanixh	\$0.00	\$0.00	\$944.00	0.00

Account Number	Account Description	Revised Budget	Expended During Month	Expenditures to Date	% of Budget
01 1100 643 000 1175 001	Web/Cloud Based Software Technology Ed	\$5,000.00	\$0.00	\$0.00	0.00
01 1100 643 000 1175 002	Web/Cloud Based Software Technology Ed	\$0.00	\$0.00	\$0.00	0.00
01 1100 643 000 1180 001	Web/Cloud Based Software Trades & Indus	\$0.00	\$0.00	\$0.00	0.00
01 1100 650 000 0000 001	Supplies Technology Related	\$67,500.00	\$0.00	\$0.00	0.00
01 1100 650 000 0000 002	Supplies Technology Related	\$30,000.00	\$0.00	\$0.00	0.00
01 1100 650 000 1112 001	Supplies Technology Related Business	\$2,000.00	\$0.00	\$0.00	0.00
01 1100 650 000 1135 001	Supplies Technology Related Gifted	\$250.00	\$0.00	\$0.00	0.00
01 1100 650 000 1138 001	Supplies Technology Related Math	\$350.00	\$0.00	\$0.00	0.00
01 1100 650 000 1175 001	Supplies Technology Related Tech Ed	\$16,000.00	\$0.00	\$0.00	0.00
01 1100 650 000 1175 002	Supplies Technology Related Tech Ed	\$12,500.00	\$0.00	\$0.00	0.00
01 1100 650 000 1180 001	Supplies Technology Related Trades & Ind	\$500.00	\$0.00	\$0.00	0.00
01 1100 810 000 1103 001	Dues & Fees Ag Education	\$200.00	\$0.00	\$0.00	0.00
01 1100 810 000 1108 001	Dues and Fees Band	\$0.00	\$0.00	\$179.00	0.00
01 1100 810 000 1141 001	Dues & Fees Music	\$200.00	\$0.00	\$0.00	0.00
01 1100 810 000 1141 002	Dues & Fees Music	\$100.00	\$0.00	\$0.00	0.00
01 1100 810 000 1145 002	Dues & Fees PE	\$0.00	\$0.00	\$0.00	0.00
01 1100 810 000 1175 001	Dues & Fees Technology Education	\$0.00	\$0.00	\$120.00	0.00
01 1100 810 000 2190 001	Dues and Fees Activity	\$0.00	\$0.00	\$0.00	0.00
01 1100 810 000 2190 002	Dues and Fees Activity	\$0.00	\$0.00	\$766.75	0.00
<b>1100</b>	<b>Regular Instruction</b>	<b>\$4,199,168.00</b>	<b>\$356,026.94</b>	<b>\$1,460,256.22</b>	<b>34.94</b>
01 1150 110 000 0000 001	Reg Emp - Non-Instr - LEP	\$0.00	\$0.00	\$0.00	0.00
01 1150 110 000 0000 002	Reg Emp - Non-Instr - LEP	\$0.00	\$0.00	\$0.00	0.00
01 1150 111 000 0000 001	Reg Emp - Teach/Prof - LEP	\$56,067.00	\$4,338.99	\$17,355.96	30.96
01 1150 111 000 0000 002	Reg Emp - Teach/Prof - LEP	\$124,528.00	\$9,910.07	\$39,640.28	31.83
01 1150 112 000 0000 001	Reg Emp - Instr Aides - LEP	\$17,136.00	\$1,906.71	\$7,717.20	45.04
01 1150 112 000 0000 002	Reg Emp - Instr Aides - LEP	\$38,291.00	\$4,391.40	\$15,120.12	39.49
01 1150 112 000 1190 002	Reg Emp - Instr Aides - LEP - PS	\$0.00	\$0.00	\$0.00	0.00
01 1150 122 000 0000 001	Temp Emp - Instr Aide - LEP	\$1,200.00	\$100.00	\$213.24	17.77
01 1150 122 000 0000 002	Temp Emp - Instr Aide - LEP	\$2,000.00	\$120.42	\$371.49	18.57
01 1150 122 000 1190 002	Temp Emp - Instr Aide - LEP - EC	\$0.00	\$0.00	\$0.00	0.00
01 1150 123 000 0000 001	Temp Emp - Teach/Prof - Sub - LEP	\$1,000.00	\$200.00	\$400.00	40.00
01 1150 123 000 0000 002	Temp Emp - Teach/Prof - Sub - LEP	\$1,000.00	\$195.00	\$1,109.58	110.96
01 1150 132 000 0000 001	ESL SUB SALARY-S	\$0.00	\$0.00	\$0.19	0.00
01 1150 132 000 0000 002	ESL SUB SALARY-S	\$0.00	\$0.00	\$187.03	0.00
01 1150 150 000 0000 001	TRANSLATOR SALARIES-2	\$6,500.00	\$147.00	\$311.22	4.79
01 1150 150 000 0000 002	TRANSLATOR SALARIES-E	\$6,500.00	\$221.03	\$710.54	10.93

Account Number	Account Description	Revised Budget	Expended During Month	Expenditures to Date	% of Budget
01 1150 150 000 1190 002	TRANSLATOR SALARIES-PS	\$1,500.00	\$0.00	\$0.00	0.00
01 1150 151 000 0000 001	ESL SUB SALARY-S	\$0.00	\$0.00	\$25.00	0.00
01 1150 159 000 0000 001	ESL STIPEND SALARY-S	\$0.00	\$0.00	\$0.00	0.00
01 1150 159 000 0000 002	ESL STIPEND SALARY-E	\$0.00	\$0.00	\$0.00	0.00
01 1150 210 000 0000 001	Group Insurance - Non-Instructional	\$0.00	\$0.00	\$0.00	0.00
01 1150 210 000 0000 002	Group Insurance - Non-Instructional	\$0.00	\$0.00	\$0.00	0.00
01 1150 211 000 0000 001	ESL HEALTH INSURANCE-S	\$25,193.00	\$1,234.36	\$4,937.44	19.60
01 1150 211 000 0000 002	ESL HEALTH INSURANCE-E	\$52,501.00	\$2,844.72	\$11,378.88	21.67
01 1150 211 000 1190 002	ESL HEALTH INSURANCE-PS	\$0.00	\$0.00	\$0.00	0.00
01 1150 212 000 0000 001	Group Insurance - Instructional Aides	\$0.00	\$659.23	\$2,636.88	0.00
01 1150 212 000 0000 002	Group Insurance - Instructional Aides	\$0.00	\$862.52	\$3,450.12	0.00
01 1150 220 000 0000 001	Social Security - Non Instructional	\$0.00	\$11.24	\$23.80	0.00
01 1150 220 000 0000 002	Social Security - Non Instructional	\$0.00	\$16.91	\$54.37	0.00
01 1150 221 000 0000 001	ESL SOCIAL SECURITY-S	\$5,623.00	\$262.27	\$1,016.55	18.08
01 1150 221 000 0000 002	ESL SOCIAL SECURITY-E	\$12,455.00	\$749.38	\$2,997.52	24.07
01 1150 221 000 1190 002	ESL SOCIAL SECURITY	\$200.00	\$0.00	\$0.00	0.00
01 1150 222 000 0000 001	Social Security - Instructional Aides	\$0.00	\$153.52	\$606.69	0.00
01 1150 222 000 0000 002	Social Security - Instructional Aides	\$0.00	\$345.14	\$1,199.40	0.00
01 1150 223 000 0000 001	Social Security - LEP - Subs	\$0.00	\$15.30	\$30.60	0.00
01 1150 223 000 0000 002	Social Security - LEP - Subs	\$0.00	\$14.87	\$84.86	0.00
01 1150 230 000 0000 001	Retirement - Non-Instructional	\$0.00	\$10.81	\$22.88	0.00
01 1150 230 000 0000 002	Retirement - Non-Instructional	\$0.00	\$1.54	\$37.53	0.00
01 1150 231 000 0000 001	ESL RETIREMENT-S	\$5,404.00	\$319.04	\$1,278.00	23.65
01 1150 231 000 0000 002	ESL RETIREMENT-E	\$11,971.00	\$728.67	\$2,914.68	24.35
01 1150 231 000 1190 002	ESL RETIREMENT	\$200.00	\$0.00	\$0.00	0.00
01 1150 232 000 0000 001	Retirement - Instructional Aides	\$0.00	\$130.00	\$524.75	0.00
01 1150 232 000 0000 002	Retirement - Instructional Aides	\$0.00	\$156.27	\$646.48	0.00
01 1150 233 000 0000 002	LEP Ret	\$0.00	\$0.00	\$3.65	0.00
01 1150 237 000 0000 001	ESL RETIREMENT-S	\$1,856.00	\$157.92	\$626.94	33.78
01 1150 237 000 0000 002	ESL RETIREMENT-E	\$4,111.00	\$304.43	\$1,237.07	30.09
01 1150 237 000 1190 002	ESL RETIREMENT	\$100.00	\$0.00	\$0.00	0.00
01 1150 281 000 0000 001	ELL - HSA Deduction	\$2,000.00	\$175.64	\$702.56	35.13
01 1150 281 000 0000 002	HSA - LEP	\$0.00	\$199.59	\$798.36	0.00
01 1150 350 000 0000 001	Technical Services - ELL	\$100.00	\$0.00	\$0.00	0.00
01 1150 350 000 0000 002	Technical Services - ELL	\$100.00	\$0.00	\$0.00	0.00
01 1150 540 000 0000 001	Advertising - ELL	\$0.00	\$0.00	\$0.00	0.00

Account Number	Account Description	Revised Budget	Expended During Month	Expenditures to Date	% of Budget
01 1150 540 000 0000 002	Advertising - ELL	\$0.00	\$0.00	\$0.00	0.00
01 1150 580 000 0000 001	Travel Trans, Meals, Hotel ELL	\$500.00	\$0.00	\$0.00	0.00
01 1150 580 000 0000 002	Travel Trans, Meals, Hotel ELL	\$500.00	\$0.00	\$0.00	0.00
01 1150 610 000 0000 001	Supplies ELL	\$600.00	\$0.00	\$117.65	19.61
01 1150 610 000 0000 002	Supplies ELL	\$500.00	\$43.62	\$43.62	8.72
01 1150 640 000 0000 001	Books & Periodicals Limited English	\$500.00	\$0.00	\$21.48	4.30
01 1150 640 000 0000 002	Books & Periodicals Limited English	\$500.00	\$0.00	\$327.41	65.48
01 1150 643 000 0000 001	Web/Cloud Based Software ELL	\$100.00	\$0.00	\$0.00	0.00
01 1150 643 000 0000 002	Web/Cloud Based Software ELL	\$0.00	\$96.00	\$96.00	0.00
01 1150 810 000 0000 001	Dues and Fees ELL	\$0.00	\$0.00	\$100.00	0.00
<b>1150</b>	<b>Limited English Proficiency Programs</b>	<b>\$380,736.00</b>	<b>\$31,023.61</b>	<b>\$121,078.02</b>	<b>31.80</b>
01 1160 111 000 0000 001	Reg Emp - Teach/Prof - Poverty	\$90,226.00	\$2,981.34	\$11,925.36	13.22
01 1160 111 000 0000 002	Reg Emp - Teach/Prof - Poverty	\$660,571.00	\$45,580.21	\$183,605.58	27.79
01 1160 111 000 1138 001	Reg Emp - Teach/Prof - Poverty - Math	\$0.00	\$4,559.80	\$18,239.20	0.00
01 1160 112 000 0000 001	Reg Emp - Instr Aides - Poverty	\$0.00	\$0.00	\$269.12	0.00
01 1160 112 000 0000 002	Reg Emp - Instr Aides - Poverty	\$91,181.00	\$11,648.17	\$47,697.65	52.31
01 1160 112 000 1744 002	Reg Emp - Instr Aides - Poverty - DE	\$30,000.00	\$0.00	\$0.00	0.00
01 1160 120 000 0000 000	Temp Emp - Non-Instr - Poverty	\$0.00	\$650.00	\$2,600.00	0.00
01 1160 120 000 0000 001	Temp Emp - Non-Instr - Poverty	\$4,500.00	\$0.00	\$0.00	0.00
01 1160 120 000 0000 002	Temp Emp - Non-Instr - Poverty	\$6,000.00	\$0.00	\$0.00	0.00
01 1160 122 000 0000 001	Temp Emp - Instr Aide - Poverty	\$0.00	\$0.00	\$22.50	0.00
01 1160 122 000 0000 002	Temp Emp - Instr Aide - Poverty	\$1,553.00	\$200.58	\$1,750.62	112.73
01 1160 123 000 0000 001	Temp Emp - Teach/Prof - Sub - Poverty	\$0.00	\$0.00	\$75.00	0.00
01 1160 123 000 0000 002	Temp Emp - Teach/Prof - Sub - Poverty	\$0.00	\$2,977.44	\$8,274.03	0.00
01 1160 123 000 1138 001	Temp Emp - Teach/Prof - Sub - Pov Math	\$0.00	\$50.00	\$281.25	0.00
01 1160 132 000 0000 001	Poverty Instructional Aides - OT	\$0.00	\$0.00	\$231.82	0.00
01 1160 132 000 0000 002	Poverty Instructional Aides - OT	\$0.00	\$23.38	\$673.39	0.00
01 1160 151 000 0000 001	POVERTY SUB SALARY-S	\$0.00	\$0.00	\$25.00	0.00
01 1160 152 000 0000 001	POVERTY SUB SALARY-S	\$0.00	\$0.00	\$87.50	0.00
01 1160 159 000 0000 001	POVERTY STIPENDS-S	\$0.00	\$0.00	\$0.00	0.00
01 1160 159 000 0000 002	POVERTY STIPENDS-E	\$0.00	\$0.00	\$0.00	0.00
01 1160 211 000 0000 001	POVERTY HEALTH INS - S	\$27,317.00	\$701.35	\$2,805.40	10.27
01 1160 211 000 0000 002	POVERTY HEALTH INS - E	\$179,319.00	\$10,911.00	\$43,644.00	24.34
01 1160 211 000 1138 001	Group Ins - Teach/Prof Poverty Math	\$0.00	\$1,081.03	\$4,324.12	0.00
01 1160 212 000 0000 002	Group Insurance - Instructional Aides	\$0.00	\$2,249.36	\$8,969.33	0.00
01 1160 220 000 0000 000	Social Security - Non-Instructional	\$0.00	\$49.73	\$198.92	0.00

Account Number	Account Description	Revised Budget	Expended During Month	Expenditures to Date	% of Budget
01 1160 220 000 0000 001	Social Security - Non-Instructional	\$0.00	\$0.00	\$0.00	0.00
01 1160 220 000 0000 002	Social Security - Non-Instructional	\$0.00	\$0.00	\$0.00	0.00
01 1160 221 000 0000 001	POVERTY SOCIAL SECURITY-S	\$6,667.00	\$224.24	\$898.87	13.48
01 1160 221 000 0000 002	POVERTY SOCIAL SECURITY-E	\$56,361.00	\$3,320.65	\$13,380.86	23.74
01 1160 221 000 1138 001	Social Security - Poverty - Math	\$0.00	\$326.29	\$1,305.18	0.00
01 1160 221 000 1744 002	DE POVERTY SOCIAL SECURITY-E	\$3,500.00	\$0.00	\$0.00	0.00
01 1160 222 000 0000 001	Social Security - Instructional Aides	\$0.00	\$0.00	\$46.73	0.00
01 1160 222 000 0000 002	Social Security - Instructional Aides	\$0.00	\$821.15	\$3,485.88	0.00
01 1160 222 000 1744 002	Social Security - Instructional Aides	\$0.00	\$0.00	\$0.00	0.00
01 1160 223 000 0000 001	Social Security - Poverty - Sub	\$0.00	\$0.00	\$5.72	0.00
01 1160 223 000 0000 002	Social Security - Poverty - Sub	\$0.00	\$227.78	\$632.95	0.00
01 1160 223 000 1138 001	Social Security - Subs - Poverty - Math	\$0.00	\$3.82	\$21.48	0.00
01 1160 231 000 0000 001	POVERTY RETIREMENT-S	\$6,408.00	\$219.21	\$878.68	13.71
01 1160 231 000 0000 002	POVERTY RETIREMENT-E	\$54,685.00	\$3,351.44	\$13,500.18	24.69
01 1160 231 000 1138 001	Retirement - Teach/Prof Poverty Math	\$0.00	\$335.27	\$1,341.08	0.00
01 1160 231 000 1744 002	DE POVERTY RETIREMENT-E	\$900.00	\$0.00	\$0.00	0.00
01 1160 232 000 0000 001	Retirement - Instructional Aides	\$0.00	\$0.00	\$44.18	0.00
01 1160 232 000 0000 002	Retirement - Instructional Aides	\$0.00	\$824.63	\$3,436.54	0.00
01 1160 233 000 0000 002	Ret - Sub	\$0.00	\$1.65	\$9.85	0.00
01 1160 233 000 1105 002	Ret - Sub	\$0.00	\$0.00	\$0.00	0.00
01 1160 237 000 0000 001	POVERTY RETIREMENT-S	\$2,000.00	\$75.28	\$316.90	15.85
01 1160 237 000 0000 002	POVERTY RETIREMENT-E	\$18,779.00	\$1,434.70	\$5,819.72	30.99
01 1160 237 000 1138 001	Inc Retirement Poverty Math	\$0.00	\$115.14	\$460.56	0.00
01 1160 237 000 1744 002	DE POVERTY RETIREMENT 1%-E	\$500.00	\$0.00	\$0.00	0.00
01 1160 281 000 0000 001	POVERTY - HSA Deduction	\$2,000.00	\$99.80	\$399.20	19.96
01 1160 281 000 0000 002	POVERTY - HSA Deduction	\$500.00	\$0.00	\$0.00	0.00
01 1160 281 000 1138 001	HSA Poverty Math	\$0.00	\$49.90	\$199.60	0.00
01 1160 282 000 0000 002	Health Benefits (HSA) - Inst Aides	\$0.00	\$32.04	\$128.14	0.00
01 1160 350 000 0000 001	Technical Services - Poverty	\$3,000.00	\$0.00	\$0.00	0.00
01 1160 350 000 0000 002	Technical Services - Poverty	\$3,000.00	\$0.00	\$0.00	0.00
01 1160 382 000 0000 001	Dist Ed & Telecommunications Poverty	\$0.00	\$0.00	\$0.00	0.00
01 1160 382 000 0000 002	Dist Ed & Telecommunications Poverty	\$500.00	\$0.00	\$0.00	0.00
01 1160 580 000 0000 001	Travel Trans, Meals, Hotel Poverty	\$250.00	\$0.00	\$0.00	0.00
01 1160 580 000 0000 002	Travel Trans, Meals, Hotel Poverty	\$500.00	\$0.00	\$0.00	0.00
01 1160 610 000 0000 001	Supplies Poverty Programs	\$250.00	\$0.00	\$0.00	0.00
01 1160 610 000 0000 002	Supplies Poverty Programs	\$750.00	\$0.00	\$0.00	0.00

Account Number	Account Description	Revised Budget	Expended During Month	Expenditures to Date	% of Budget
01 1160 610 000 1190 002	Supplies Poverty Programs Preschool	\$250.00	\$0.00	\$0.00	0.00
01 1160 610 000 1744 002	Supplies Poverty Prog Dev Eagles	\$100.00	\$0.00	\$0.00	0.00
01 1160 643 000 0000 001	Web/Cloud Based Software Poverty	\$0.00	\$0.00	\$0.00	0.00
01 1160 643 000 0000 002	Web/Cloud Based Software Poverty	\$0.00	\$0.00	\$0.00	0.00
01 1160 650 000 0000 002	Supplies Technology Related Poverty	\$4,500.00	\$0.00	\$0.00	0.00
<b>1160</b>	<b>Poverty Programs</b>	<b>\$1,256,067.00</b>	<b>\$95,126.38</b>	<b>\$382,012.09</b>	<b>30.41</b>
01 1190 111 000 1190 002	Reg Emp - Teach/Prof - Early Child	\$45,236.00	\$3,769.67	\$15,078.68	33.33
01 1190 112 000 1190 002	Reg Emp - Instr Aides - Early Childhood	\$16,468.00	\$1,477.25	\$4,954.84	30.09
01 1190 122 000 1190 002	Temp Emp - Instr Aide - Early Childhood	\$1,000.00	\$65.07	\$1,437.10	143.71
01 1190 123 000 1190 002	Temp Emp - Teach/Prof - Sub - EC	\$363.00	\$0.00	\$550.00	151.52
01 1190 132 000 1190 002	EC PARA SALARIES	\$0.00	\$0.00	\$0.00	0.00
01 1190 159 000 1190 002	EC REGULAR STIPEND	\$0.00	\$0.00	\$0.00	0.00
01 1190 211 000 1190 002	EC HEALTH INSURANCE	\$26,620.00	\$1,602.27	\$6,409.08	24.08
01 1190 212 000 1190 002	Group Insurance - Instructional Aides	\$0.00	\$616.09	\$1,848.27	0.00
01 1190 221 000 1190 002	EC SOCIAL SECURITY	\$4,720.00	\$277.14	\$1,108.56	23.49
01 1190 222 000 1190 002	Social Security - Instructional Aides	\$0.00	\$117.93	\$488.84	0.00
01 1190 223 000 1190 002	Social Security - Preschool Subs	\$0.00	\$0.00	\$42.08	0.00
01 1190 231 000 1190 002	EC RETIREMENT	\$4,537.00	\$277.18	\$1,108.72	24.44
01 1190 232 000 1190 002	Retirement - Instructional Aides	\$0.00	\$95.15	\$350.85	0.00
01 1190 237 000 1190 002	EC RETIREMENT 1%	\$2,700.00	\$127.85	\$501.20	18.56
01 1190 281 000 1190 002	EARLY CHILDHOOD - HSA Deduction	\$100.00	\$0.00	\$0.00	0.00
01 1190 350 000 0000 002	Technical Services Early Childhood	\$0.00	\$5.00	\$5.00	0.00
01 1190 580 000 1190 002	Travel Trans, Meals, Hotel Early Child	\$250.00	\$0.00	\$0.00	0.00
01 1190 610 000 1190 002	Supplies Early Childhood Programs	\$2,200.00	\$354.54	\$1,319.90	60.00
01 1190 643 000 1190 002	Web/Cloud Based Software Early Childhood	\$500.00	\$0.00	\$0.00	0.00
<b>1190</b>	<b>Early Childhood Programs</b>	<b>\$104,694.00</b>	<b>\$8,785.14</b>	<b>\$35,203.12</b>	<b>33.62</b>
01 1200 111 000 0000 000	Reg Emp - Teach/Prof - SPED	\$0.00	\$5,847.17	\$24,143.42	0.00
01 1200 111 000 0000 001	Reg Emp - Teach/Prof - SPED	\$355,294.00	\$19,643.61	\$78,569.06	22.11
01 1200 111 000 0000 002	Reg Emp - Teach/Prof - SPED	\$317,087.00	\$23,309.28	\$86,458.77	27.27
01 1200 111 000 1235 000	Reg Emp - Teach/Prof - SPED - CTL	\$0.00	\$0.00	\$0.00	0.00
01 1200 111 000 1235 001	Reg Emp - Teach/Prof - SPED - CTL	\$24,940.00	\$2,078.33	\$8,313.32	33.33
01 1200 111 000 1235 002	Reg Emp - Teach/Prof - SPED - CTL	\$24,940.00	\$2,078.34	\$8,313.36	33.33
01 1200 112 000 0000 000	Reg Emp - Instr Aides - SPED	\$0.00	\$0.00	\$0.00	0.00
01 1200 112 000 0000 001	Reg Emp - Instr Aides - SPED	\$76,058.00	\$5,496.05	\$22,614.46	29.73
01 1200 112 000 0000 002	Reg Emp - Instr Aides - SPED	\$190,000.00	\$19,725.39	\$82,571.35	43.46
01 1200 112 000 1235 001	Reg Emp - Instr Aides - SPED - CTL	\$40,827.00	\$7,820.26	\$32,290.12	79.09

Account Number	Account Description	Revised Budget	Expended During Month	Expenditures to Date	% of Budget
01 1200 112 000 1235 002	Reg Emp - Instr Aides - SPED - CTL	\$7,852.00	\$0.00	\$33.93	0.43
01 1200 122 000 0000 001	Temp Emp - Instr Aide - SPED	\$2,847.00	\$82.64	\$1,909.05	67.05
01 1200 122 000 0000 002	Temp Emp - Instr Aide - SPED	\$10,350.00	\$359.69	\$2,783.30	26.89
01 1200 122 000 1235 001	Temp Emp - Instr Aide - SPED - CTL	\$500.00	\$1,144.88	\$6,977.49	1,395.50
01 1200 122 000 1235 002	Temp Emp - Instr Aide - SPED - CTL	\$2,500.00	\$0.00	\$0.00	0.00
01 1200 123 000 0000 001	Temp Emp - Teach/Prof - Sub - SPED	\$4,000.00	\$0.00	\$485.00	12.13
01 1200 123 000 0000 002	Temp Emp - Teach/Prof - Sub - SPED	\$4,000.00	\$221.58	\$1,457.58	36.44
01 1200 123 000 1235 000	Temp Emp - Teach/Prof - Sub - SPED CTL	\$0.00	\$0.00	\$0.00	0.00
01 1200 123 000 1235 001	Temp Emp - Teach/Prof - Sub - SPED CTL	\$1,000.00	\$200.00	\$525.00	52.50
01 1200 123 000 1235 002	Temp Emp - Teach/Prof - Sub - SPED CTL	\$1,000.00	\$200.00	\$525.00	52.50
01 1200 132 000 0000 000	SPED Instructional Aides - OT	\$0.00	\$0.00	\$0.00	0.00
01 1200 132 000 0000 001	SPED Instructional Aides - OT	\$0.00	\$2.35	\$43.31	0.00
01 1200 132 000 0000 002	SPED Instructional Aides - OT	\$0.00	\$8.95	\$474.75	0.00
01 1200 132 000 1235 001	SPED Instructional Aides - OT	\$0.00	\$0.00	\$66.78	0.00
01 1200 150 000 0000 001	TRANSLATOR SALARIES-S	\$600.00	\$0.00	\$0.00	0.00
01 1200 150 000 0000 002	TRANSLATOR SALARIES-E	\$600.00	\$0.00	\$0.00	0.00
01 1200 151 000 0000 001	SPED Instructional - Add'l Salary	\$0.00	\$0.00	\$62.50	0.00
01 1200 151 000 0000 002	SPED Instructional - Add'l Salary	\$0.00	\$0.00	\$0.00	0.00
01 1200 159 000 0000 001	SPED TEACHERS STIPENDS-S	\$0.00	\$0.00	\$0.00	0.00
01 1200 159 000 0000 002	SPED TEACHERS STIPENDS-E	\$0.00	\$0.00	\$0.00	0.00
01 1200 159 000 1235 001	TEACH/LRNG PRG-STIPENDS-S	\$0.00	\$0.00	\$0.00	0.00
01 1200 159 000 1235 002	TEACH/LRNG PRG-STIPENDS-E	\$0.00	\$0.00	\$0.00	0.00
01 1200 211 000 0000 000	Group Ins - Teach/Prof SPED	\$0.00	\$1,602.27	\$6,409.08	0.00
01 1200 211 000 0000 001	SPED HEALTH INSURANCE-S	\$117,830.00	\$4,483.15	\$17,932.59	15.22
01 1200 211 000 0000 002	SPED HEALTH INSURANCE-E	\$184,219.00	\$7,108.65	\$25,518.49	13.85
01 1200 211 000 1235 001	TEACH/LRNG PRG-HEALTH INS-S	\$29,848.00	\$801.13	\$3,204.52	10.74
01 1200 211 000 1235 002	TEACH/LRNG PRG-HEALTH INS-E	\$12,940.00	\$801.14	\$3,204.56	24.76
01 1200 212 000 0000 001	Group Insurance - Instructional Aides	\$0.00	\$1,338.95	\$5,416.10	0.00
01 1200 212 000 0000 002	Group Insurance - Instructional Aides	\$0.00	\$4,666.34	\$18,646.63	0.00
01 1200 212 000 1235 001	Group Insurance - Instructional Aides	\$0.00	\$2,620.09	\$10,994.08	0.00
01 1200 221 000 0000 000	Social Security - SPED	\$0.00	\$398.71	\$1,652.56	0.00
01 1200 221 000 0000 001	SPED SOC. SEC.-S	\$36,766.00	\$1,463.30	\$5,857.60	15.93
01 1200 221 000 0000 002	SPED SOC.SEC.-E	\$35,969.00	\$1,695.99	\$6,355.88	17.67
01 1200 221 000 1235 001	TEACH/LRNG PRG-SOC SEC-S	\$5,031.00	\$152.03	\$608.12	12.09
01 1200 221 000 1235 002	TEACH/LRNG PRG-SOC SEC-E	\$2,508.00	\$152.04	\$608.16	24.25
01 1200 222 000 0000 001	Social Security - Instructional Aides	\$0.00	\$407.95	\$1,800.06	0.00

Account Number	Account Description	Revised Budget	Expended During Month	Expenditures to Date	% of Budget
01 1200 222 000 0000 002	Social Security - Instructional Aides	\$0.00	\$1,374.51	\$5,906.96	0.00
01 1200 222 000 1235 001	Social Security - Instructional Aides	\$0.00	\$616.09	\$2,711.31	0.00
01 1200 222 000 1235 002	Social Security - Instructional Aides	\$0.00	\$0.00	\$2.59	0.00
01 1200 223 000 0000 001	Social Security - SPED - Subs	\$0.00	\$0.00	\$37.11	0.00
01 1200 223 000 0000 002	Social Security - SPED - Subs	\$0.00	\$16.96	\$111.47	0.00
01 1200 223 000 1235 001	Social Security - SPED - Subs	\$0.00	\$15.32	\$40.16	0.00
01 1200 223 000 1235 002	Social Security - SPED - Subs	\$0.00	\$15.32	\$40.19	0.00
01 1200 231 000 0000 000	Retirement - SPED	\$0.00	\$429.93	\$1,775.22	0.00
01 1200 231 000 0000 001	SPED RETIREMENT-S	\$30,902.00	\$1,444.36	\$5,781.62	18.71
01 1200 231 000 0000 002	SPED RETIREMENT-E	\$37,261.00	\$1,713.89	\$6,357.17	17.06
01 1200 231 000 1235 001	TEACH/LRNG PRG-RETIREMENT-S	\$4,835.00	\$152.82	\$611.28	12.64
01 1200 231 000 1235 002	TEACH/LRNG PRG-RETIREMENT-E	\$2,411.00	\$152.82	\$611.28	25.35
01 1200 232 000 0000 001	Retirement - Instructional Aides	\$0.00	\$404.28	\$1,665.99	0.00
01 1200 232 000 0000 002	Retirement - Instructional Aides	\$0.00	\$1,422.73	\$6,002.41	0.00
01 1200 232 000 1235 001	Retirement - Instructional Aides	\$0.00	\$575.03	\$2,379.18	0.00
01 1200 232 000 1235 002	Retirement - Instructional Aides	\$0.00	\$0.00	\$2.49	0.00
01 1200 233 000 0000 002	SPED RETIREMENT-E	\$0.00	\$7.79	\$7.79	0.00
01 1200 237 000 0000 000	Increased Retirement - SPED	\$0.00	\$147.64	\$609.64	0.00
01 1200 237 000 0000 001	SPED RETIREMENT-S	\$10,576.00	\$634.84	\$2,557.57	24.18
01 1200 237 000 0000 002	SPED RETIREMENT-E	\$7,995.00	\$1,079.80	\$4,246.96	53.12
01 1200 237 000 1235 001	TEACH/LRNG PRG-RETIRE 1%-S	\$1,660.00	\$249.93	\$1,026.91	61.86
01 1200 237 000 1235 002	TEACH/LRNG PRG-RETIRE 1%-E	\$828.00	\$52.48	\$210.78	25.46
01 1200 281 000 0000 001	SPED - HSA Deduction	\$2,000.00	\$199.59	\$798.36	39.92
01 1200 281 000 0000 002	SPED - HSA Deduction	\$3,000.00	\$199.59	\$798.36	26.61
01 1200 281 000 1235 001	TEACH/LRNG PRG - HSA Deduction	\$750.00	\$0.00	\$0.00	0.00
01 1200 281 000 1235 002	TEACH/LRNG PRG - HSA Deduction	\$500.00	\$0.00	\$0.00	0.00
01 1200 282 000 0000 001	Health Benefits (HSA) - Inst Aides	\$0.00	\$14.90	\$59.60	0.00
01 1200 282 000 0000 002	Health Benefits (HSA) - Inst Aides	\$0.00	\$42.46	\$169.86	0.00
01 1200 282 000 1235 001	Health Benefits (HSA) - Inst Aides	\$0.00	\$59.60	\$238.40	0.00
01 1200 330 000 0000 000	Employee Training SPED	\$0.00	\$0.00	\$450.00	0.00
01 1200 330 000 0000 001	Employee Training SPED	\$0.00	\$12.00	\$12.00	0.00
01 1200 330 000 0000 002	Employee Training SPED	\$0.00	\$44.00	\$44.00	0.00
01 1200 333 000 0000 000	Mileage Paid to Staff SPED SA	\$0.00	\$509.03	\$1,630.64	0.00
01 1200 340 000 0000 001	SPED Instructional Programs	\$0.00	\$0.00	\$0.00	0.00
01 1200 340 000 0000 002	SPED Instructional Programs	\$0.00	\$0.00	\$0.00	0.00
01 1200 340 000 1210 001	SPED Instructional Programs-Level I	\$30,500.00	\$0.00	\$0.00	0.00

Account Number	Account Description	Revised Budget	Expended During Month	Expenditures to Date	% of Budget
01 1200 340 000 1210 002	SPED Instructional Programs-Level I	\$75,500.00	\$0.00	\$0.00	0.00
01 1200 350 000 0000 001	Technical Services - SPED	\$0.00	\$0.00	\$0.00	0.00
01 1200 350 000 0000 002	Technical Services - SPED	\$0.00	\$0.00	\$0.00	0.00
01 1200 350 000 1235 002	Technical Services - SPED CTL	\$3,000.00	\$0.00	\$0.00	0.00
01 1200 352 000 0000 001	Other Prof Services - SPED	\$1,600.00	\$0.00	\$279.92	17.50
01 1200 352 000 0000 002	Other Prof Services - SPED	\$0.00	\$0.00	\$0.00	0.00
01 1200 382 000 1235 001	Dist Ed & Telecommunications SPED CTL	\$400.00	\$0.00	\$0.00	0.00
01 1200 382 000 1235 002	Dist Ed & Telecommunications SPED CTL	\$400.00	\$0.00	\$0.00	0.00
01 1200 531 000 0000 000	Postage - SPED	\$0.00	\$0.00	\$0.00	0.00
01 1200 531 000 0000 001	Postage - SPED	\$200.00	\$17.14	\$62.48	31.24
01 1200 531 000 0000 002	Postage - SPED	\$100.00	\$21.23	\$28.97	28.97
01 1200 580 000 0000 000	Travel Trans, Meals, Hotel SPED SA	\$0.00	\$0.00	\$543.99	0.00
01 1200 580 000 0000 001	Travel Trans, Meals, Hotel SPED SA	\$3,000.00	\$0.00	\$0.00	0.00
01 1200 580 000 0000 002	Travel Trans, Meals, Hotel SPED SA	\$6,500.00	\$54.59	\$149.80	11.92
01 1200 580 000 1235 000	Travel Trans, Meals, Hotel SPED CTL	\$600.00	\$0.00	\$0.00	0.00
01 1200 580 000 1235 001	Travel Trans, Meals, Hotel SPED CTL	\$0.00	\$0.00	\$0.00	0.00
01 1200 580 000 1235 002	Travel Trans, Meals, Hotel SPED CTL	\$0.00	\$0.00	\$0.00	0.00
01 1200 591 000 0000 001	Services Purchased from ESU	\$0.00	\$916.08	\$1,915.86	0.00
01 1200 591 000 0000 002	Services Purchased from ESU	\$0.00	\$375.00	\$1,125.00	0.00
01 1200 610 000 0000 001	Supplies SPED SA	\$4,500.00	\$100.00	\$253.83	6.99
01 1200 610 000 0000 002	Supplies SPED SA	\$3,500.00	\$1,184.83	\$3,205.03	99.70
01 1200 610 000 1235 001	Supplies SPED CTL	\$2,750.00	\$282.97	\$858.05	31.20
01 1200 610 000 1235 002	Supplies SPED CTL	\$2,250.00	\$0.00	\$0.00	0.00
01 1200 640 000 0000 001	Books & Periodicals SPED SA	\$250.00	\$0.00	\$104.39	41.76
01 1200 640 000 0000 002	Books & Periodicals SPED SA	\$1,000.00	\$0.00	\$0.00	0.00
01 1200 640 000 1195 002	Books & Periodicals SPED SM	\$0.00	\$0.00	\$46.50	0.00
01 1200 641 000 0000 001	E-Books SPED SA	\$0.00	\$0.00	\$0.00	0.00
01 1200 643 000 0000 001	Web/Cloud Based Software SPED SA	\$50.00	\$0.00	\$0.00	0.00
01 1200 643 000 0000 002	Web/Cloud Based Software SPED SA	\$750.00	\$0.00	\$199.00	26.53
01 1200 650 000 0000 001	Supplies Technology Related SPED SA	\$1,500.00	\$0.00	\$0.00	0.00
01 1200 650 000 0000 002	Supplies Technology Related SPED SA	\$2,000.00	\$0.00	\$0.00	0.00
01 1200 650 000 1235 001	Supplies Technology Related SPED CTL	\$200.00	\$0.00	\$0.00	0.00
01 1200 650 000 1235 002	Supplies Technology Related SPED CTL	\$200.00	\$0.00	\$0.00	0.00
01 1200 810 000 0000 000	Dues and Fees SPED SA	\$0.00	\$0.00	\$0.00	0.00
01 1200 810 000 0000 001	Dues & Fees SPED SA	\$250.00	\$0.00	\$0.00	0.00
01 1200 810 000 0000 002	Dues & Fees SPED SA	\$250.00	\$0.00	\$0.00	0.00

Account Number	Account Description	Revised Budget	Expended During Month	Expenditures to Date	% of Budget
01 1200 890 000 0000 001	Misc Exp SPED SA	\$0.00	\$0.00	\$0.00	0.00
01 1200 890 000 0000 002	Misc Exp SPED SA	\$0.00	\$0.00	\$0.00	0.00
<b>1200</b>	<b>SPED Instructional Programs School Age</b>	<b>\$1,733,474.00</b>	<b>\$130,449.81</b>	<b>\$522,496.10</b>	<b>30.20</b>
01 1291 111 005 0000 002	Reg Emp - Teach/Prof - SPED - 3-5	\$0.00	\$0.00	\$0.00	0.00
01 1291 112 005 0000 002	Reg Emp - Instr Aides - SPED - 3-5	\$0.00	\$0.00	\$0.00	0.00
01 1291 211 005 0000 002	Group Ins SPED 3-5	\$0.00	\$0.00	\$0.00	0.00
01 1291 221 005 0000 002	EC SPECIAL ED SOCIAL SECURITY 3-5	\$0.00	\$0.00	\$0.00	0.00
01 1291 231 000 0000 002	EC SPECIAL ED RETIREMENT	\$0.00	\$0.00	\$0.00	0.00
01 1291 231 005 0000 002	EC SPECIAL ED RETIREMENT 3-5	\$0.00	\$0.00	\$0.00	0.00
01 1291 237 005 0000 002	EC SPECIAL ED RETIREMENT 1% 3-5	\$0.00	\$0.00	\$0.00	0.00
01 1291 352 005 0000 002	Other Prof Services SPED (3-5)	\$0.00	\$0.00	\$0.00	0.00
01 1291 580 005 0000 002	Travel Trans, Meals, Hotel SPED 3-5	\$0.00	\$0.00	\$0.00	0.00
01 1291 890 005 0000 002	Misc Exp SPED 3-5	\$0.00	\$0.00	\$0.00	0.00
<b>1291</b>	<b>SPED Instructional Programs 3-5</b>	<b>\$0.00</b>	<b>\$0.00</b>	<b>\$0.00</b>	<b>0.00</b>
01 1292 111 002 0000 002	Reg Emp - Teach/Prof - SPED - B-2	\$0.00	\$0.00	\$0.00	0.00
01 1292 211 002 0000 002	EC HEALTH INSURANCE B-2	\$0.00	\$0.00	\$0.00	0.00
01 1292 221 002 0000 002	EC SPECIAL ED SOCIAL SECURITY B-2	\$0.00	\$0.00	\$0.00	0.00
01 1292 231 002 0000 002	EC SPECIAL ED RETIREMENT B-2	\$0.00	\$0.00	\$0.00	0.00
01 1292 237 002 0000 002	EC SPECIAL ED RETIREMENT 1% B-2	\$0.00	\$0.00	\$0.00	0.00
01 1292 580 002 0000 002	Travel Trans, Meals, Hotel SPED B-2	\$0.00	\$0.00	\$0.00	0.00
<b>1292</b>	<b>SPED Instructional Programs 0-2</b>	<b>\$0.00</b>	<b>\$0.00</b>	<b>\$0.00</b>	<b>0.00</b>
01 1300 151 000 0000 001	SUMMER SCHOOL STIPENDS	\$0.00	\$0.00	\$136.50	0.00
01 1300 151 000 0000 002	SUMMER SCHOOL STIPENDS	\$0.00	\$0.00	\$74.97	0.00
01 1300 159 000 0000 001	SUMMER SCHOOL STIPENDS	\$3,500.00	\$0.00	\$0.00	0.00
01 1300 221 000 0000 001	SUMMER SCHOOL SOC SEC	\$225.00	\$0.00	\$10.44	4.64
01 1300 221 000 0000 002	Social Security - Summer School	\$0.00	\$0.00	\$5.74	0.00
01 1300 231 000 0000 001	SUMMER SCHOOL RETIRE	\$225.00	\$0.00	\$10.04	4.46
01 1300 231 000 0000 002	Retirement - Summer School	\$0.00	\$0.00	\$5.51	0.00
01 1300 237 000 0000 001	SUMMER SCHOOL RETIRE 1%	\$175.00	\$0.00	\$3.44	1.97
01 1300 237 000 0000 002	Increased Retirement - Summer School	\$0.00	\$0.00	\$1.89	0.00
<b>1300</b>	<b>Summer School</b>	<b>\$4,125.00</b>	<b>\$0.00</b>	<b>\$248.53</b>	<b>6.02</b>
01 2120 110 000 0000 001	Reg Emp - Non-Instr - Guidance	\$13,121.00	\$1,457.64	\$5,158.08	39.31
01 2120 111 000 0000 001	Reg Emp - Teach/Prof - Guidance	\$71,340.00	\$5,769.17	\$23,076.68	32.35
01 2120 111 000 0000 002	Reg Emp - Teach/Prof - Guidance	\$35,783.00	\$2,916.84	\$11,667.36	32.61
01 2120 123 000 0000 001	Temp Emp - Teach/Prof - Sub - Guidance	\$400.00	\$0.00	\$0.00	0.00
01 2120 123 000 0000 002	Temp Emp - Teach/Prof - Sub - Guidance	\$400.00	\$0.00	\$50.00	12.50

Account Number	Account Description	Revised Budget	Expended During Month	Expenditures to Date	% of Budget
01 2120 130 000 0000 001	Non-Instructional Salaries - Guidance	\$0.00	\$31.08	\$725.05	0.00
01 2120 151 000 0000 001	GUIDANCE SUB.-S	\$0.00	\$0.00	\$37.50	0.00
01 2120 159 000 0000 001	GUIDANCE STIPENDS-S	\$0.00	\$0.00	\$0.00	0.00
01 2120 159 000 0000 002	GUIDANCE STIPENDS-E	\$0.00	\$0.00	\$0.00	0.00
01 2120 210 000 0000 001	Group Insurance - Non Instructional	\$0.00	\$40.43	\$161.72	0.00
01 2120 211 000 0000 001	GUID. HEALTH INS.-S	\$10,411.00	\$727.42	\$2,909.68	27.95
01 2120 211 000 0000 002	GUID. HEALTH INS.-E	\$11,237.00	\$801.14	\$3,204.56	28.52
01 2120 220 000 0000 001	Social Security - Non-Instructional	\$0.00	\$113.88	\$450.03	0.00
01 2120 221 000 0000 001	GUIDANCE SOC. SEC.-S	\$6,461.00	\$434.69	\$1,741.63	26.96
01 2120 221 000 0000 002	GUIDANCE SOC. SEC.-E	\$2,750.00	\$217.66	\$870.64	31.66
01 2120 223 000 0000 002	Reg Emp - Temp Emp - Guidance	\$0.00	\$0.00	\$3.83	0.00
01 2120 230 000 0000 001	Retirement - Non-Instructional	\$0.00	\$94.71	\$417.81	0.00
01 2120 231 000 0000 001	GUIDANCE RETIREMENT-S	\$6,210.00	\$424.20	\$1,699.55	27.37
01 2120 231 000 0000 002	GUIDANCE RETIREMENT-E	\$2,643.00	\$214.47	\$857.88	32.46
01 2120 237 000 0000 001	GUIDANCE RETIREMENT-S	\$2,132.00	\$178.20	\$727.15	34.11
01 2120 237 000 0000 002	GUIDANCE RETIREMENT-E	\$907.00	\$73.65	\$294.60	32.48
01 2120 281 000 0000 001	GUIDANCE - HSA Deduction	\$0.00	\$99.79	\$399.16	0.00
01 2120 350 000 0000 001	Technical Services - Guidance	\$0.00	\$0.00	\$0.00	0.00
01 2120 352 000 0000 001	Other Prof Services - Guidance	\$1,250.00	\$0.00	\$4,224.00	337.92
01 2120 352 000 0000 002	Other Prof Services - Guidance	\$5,500.00	\$0.00	\$0.00	0.00
01 2120 580 000 0000 001	Travel Trans, Meals, Hotel Guidance	\$2,500.00	\$0.00	\$0.00	0.00
01 2120 580 000 0000 002	Travel Trans, Meals, Hotel Guidance	\$600.00	\$0.00	\$0.00	0.00
01 2120 610 000 0000 001	Supplies Guidance	\$500.00	\$0.00	\$624.00	124.80
01 2120 610 000 0000 002	Supplies Guidance	\$500.00	\$0.00	\$0.00	53.49
01 2120 643 000 0000 001	Web/Cloud Based Software Guidance	\$5,550.00	\$0.00	\$0.00	0.00
01 2120 643 000 0000 002	Web/Cloud Based Software Guidance	\$5,550.00	\$0.00	\$0.00	0.00
<b>2120</b>	<b>Guidance Services</b>	<b>\$185,745.00</b>	<b>\$13,594.97</b>	<b>\$59,300.91</b>	<b>32.07</b>
01 2130 123 000 0000 001	Temp Emp - Teach/Prof - Sub - Health Ser	\$0.00	\$0.00	\$0.00	0.00
01 2130 123 000 0000 002	Temp Emp - Teach/Prof - Sub - Health Ser	\$0.00	\$0.00	\$0.00	0.00
01 2130 221 000 0000 001	NURSE SOC. SEC.-S	\$0.00	\$0.00	\$0.00	0.00
01 2130 221 000 0000 002	NURSE SOC. SEC.-E	\$0.00	\$0.00	\$0.00	0.00
01 2130 340 000 0000 000	Other Professional Serv Health	\$0.00	\$0.00	\$56,700.00	0.00
01 2130 340 000 0000 001	Other Prof Services - Health	\$0.00	\$0.00	\$0.00	0.00
01 2130 340 000 0000 002	Other Prof Services - Health	\$0.00	\$0.00	\$0.00	0.00
01 2130 350 000 0000 001	Technical Services - Health Serv	\$0.00	\$0.00	\$0.00	0.00
01 2130 350 000 0000 002	Technical Services - Health Serv	\$0.00	\$0.00	\$0.00	0.00

Account Number	Account Description	Revised Budget	Expended During Month	Expenditures to Date	% of Budget
01 2130 580 000 0000 001	Travel Trans, Meals, Hotel Health Serv	\$0.00	\$0.00	\$0.00	0.00
01 2130 591 000 0000 000	Services Purchased from ESU Health	\$56,000.00	\$0.00	\$0.00	0.00
01 2130 610 000 0000 000	Supplies Health Services	\$0.00	\$209.59	\$209.59	0.00
01 2130 610 000 0000 001	Supplies Health Services	\$800.00	\$74.95	\$81.95	10.24
01 2130 610 000 0000 002	Supplies Health Services	\$800.00	\$0.00	\$74.95	9.37
<b>2130</b>	<b>Health Services</b>	<b>\$57,600.00</b>	<b>\$284.54</b>	<b>\$57,066.49</b>	<b>99.07</b>
01 2140 111 000 0000 000	Reg Emp - Teach/Prof - Psych Services	\$3,248.00	\$1,691.67	\$6,766.68	208.33
01 2140 111 000 0000 001	Reg Emp - Teach/Prof - Psych Services	\$0.00	\$0.00	\$0.00	0.00
01 2140 111 000 0000 002	Reg Emp - Teach/Prof - Psych Services	\$0.00	\$0.00	\$0.00	0.00
01 2140 211 000 0000 000	Group Insurance -Psychological Services	\$768.00	\$350.67	\$1,402.68	182.64
01 2140 211 000 0000 001	PSYCHOLOGICAL HEALTH INS-S	\$0.00	\$0.00	\$0.00	0.00
01 2140 211 000 0000 002	PSYCHOLOGICAL HEALTH INS-E	\$0.00	\$0.00	\$0.00	0.00
01 2140 221 000 0000 000	Social Security -Psychological Services	\$248.00	\$122.36	\$489.44	197.35
01 2140 221 000 0000 001	PSYCHOLOGICAL SOC SEC-S	\$0.00	\$0.00	\$0.00	0.00
01 2140 221 000 0000 002	PSYCHOLOGICAL SOC SEC-E	\$0.00	\$0.00	\$0.00	0.00
01 2140 231 000 0000 000	Retirement -Psychological Services	\$238.00	\$124.38	\$497.52	209.04
01 2140 231 000 0000 001	PSYCHOLOGICAL RETIREMENT-S	\$0.00	\$0.00	\$0.00	0.00
01 2140 231 000 0000 002	PSYCHOLOGICAL RETIREMENT-E	\$0.00	\$0.00	\$0.00	0.00
01 2140 237 000 0000 000	Inc Retirement -Psychological Services	\$82.00	\$42.71	\$170.84	208.34
01 2140 237 000 0000 001	PSYCHOLOGICAL RETIREMENT 1% -S	\$0.00	\$0.00	\$0.00	0.00
01 2140 237 000 0000 002	PSYCHOLOGICAL RETIREMENT 1% -E	\$0.00	\$0.00	\$0.00	0.00
01 2140 281 000 0000 000	HSA -Psychological Services	\$100.00	\$49.90	\$199.60	199.60
01 2140 281 000 0000 001	PSYCH - HSA Deduction	\$0.00	\$0.00	\$0.00	0.00
01 2140 281 000 0000 002	PSYCH - HSA Deduction	\$0.00	\$0.00	\$0.00	0.00
01 2140 580 000 0000 000	Travel Trans, Meals, Hotel Psych Serv	\$1,000.00	\$0.00	\$0.00	0.00
01 2140 580 000 0000 001	Travel Trans, Meals, Hotel Psych Serv	\$0.00	\$0.00	\$0.00	0.00
01 2140 580 000 0000 002	Travel Trans, Meals, Hotel Psych Serv	\$0.00	\$0.00	\$0.00	0.00
01 2140 610 000 0000 000	Supplies Psychological Services	\$800.00	\$0.00	\$0.00	0.00
01 2140 610 000 0000 001	Supplies Psychological Services	\$0.00	\$0.00	\$0.00	0.00
01 2140 610 000 0000 002	Supplies Psychological Services	\$0.00	\$0.00	\$0.00	0.00
<b>2140</b>	<b>Psychological Services</b>	<b>\$6,484.00</b>	<b>\$2,381.69</b>	<b>\$9,526.76</b>	<b>148.23</b>
01 2141 111 000 0000 000	Reg Emp - Teach/Prof - Psych Serv - SA	\$0.00	\$4,736.66	\$18,946.64	0.00
01 2141 211 000 0000 000	Group Ins -Psychological SPED SA	\$0.00	\$981.88	\$3,927.52	0.00
01 2141 221 000 0000 000	Soc Security -Psychological SPED SA	\$0.00	\$342.59	\$1,370.36	0.00
01 2141 231 000 0000 000	Retirement -Psychological SPED SA	\$0.00	\$348.28	\$1,393.12	0.00

Account Number	Account Description	Revised Budget	Expended During Month	Expenditures to Date	% of Budget
01 2141 237 000 0000 000	Inc Retirement -Psychological SPED SA	\$0.00	\$119.60	\$478.40	0.00
01 2141 281 000 0000 000	HSA -Psychological SPED SA	\$0.00	\$139.71	\$558.84	0.00
<b>2141</b>	<b>Psychological Services - SPED SA</b>	<b>\$0.00</b>	<b>\$6,668.72</b>	<b>\$26,674.88</b>	<b>0.00</b>
01 2142 111 005 0000 002	Reg Emp - Teach/Prof - Psych Serv - 3-5	\$0.00	\$270.67	\$1,082.68	0.00
01 2142 211 005 0000 002	Group Ins -Psychological SPED 3-5	\$0.00	\$56.11	\$224.44	0.00
01 2142 221 005 0000 002	Soc Sec -Psychological SPED 3-5	\$0.00	\$19.57	\$78.28	0.00
01 2142 231 005 0000 002	Retirement -Psychological SPED 3-5	\$0.00	\$19.90	\$79.60	0.00
01 2142 237 005 0000 002	Inc Retirement -Psychological SPED 3-5	\$0.00	\$6.83	\$27.32	0.00
01 2142 281 005 0000 002	HSA -Psychological SPED 3-5	\$0.00	\$7.98	\$31.92	0.00
<b>2142</b>	<b>Psychological Services - SPED Age 3-5</b>	<b>\$0.00</b>	<b>\$381.06</b>	<b>\$1,524.24</b>	<b>0.00</b>
01 2143 111 002 0000 002	Reg Emp - Teach/Prof - Psych Serv - B-2	\$0.00	\$67.67	\$270.68	0.00
01 2143 211 002 0000 002	Group Ins -Psychological SPED B-2	\$0.00	\$14.02	\$56.08	0.00
01 2143 221 002 0000 002	Soc Sec - Psychological SPED B-2	\$0.00	\$4.90	\$19.60	0.00
01 2143 231 002 0000 002	Retirement -Psychological SPED B-2	\$0.00	\$4.98	\$19.92	0.00
01 2143 237 002 0000 002	Inc Retirement -Psychological SPED B-2	\$0.00	\$1.71	\$6.84	0.00
01 2143 281 002 0000 002	HSA -Psychological SPED B-2	\$0.00	\$2.00	\$8.00	0.00
<b>2143</b>	<b>Psychological Services - SPED Age B-2</b>	<b>\$0.00</b>	<b>\$95.28</b>	<b>\$381.12</b>	<b>0.00</b>
01 2151 591 000 0000 001	Services Purchased from ESU/School Dist	\$0.00	\$3,200.00	\$7,100.00	0.00
01 2151 591 000 0000 002	Services Purchased from ESU	\$0.00	\$3,300.00	\$8,082.19	0.00
<b>2151</b>	<b>SPEECH &amp; AUDIOLOGY SPED SA</b>	<b>\$0.00</b>	<b>\$6,500.00</b>	<b>\$15,182.19</b>	<b>0.00</b>
01 2161 320 000 0000 001	Professional Educational Services OT SA	\$0.00	\$1,153.75	\$3,115.75	0.00
01 2161 320 000 0000 002	Professional Educational Services OT SA	\$0.00	\$8,825.73	\$17,248.49	0.00
01 2161 340 000 0000 000	Other Professional Services	\$0.00	\$0.00	\$0.00	0.00
01 2161 340 000 0000 001	Other Professional Services	\$0.00	\$0.00	\$0.00	0.00
01 2161 340 000 0000 002	Other Professional Services	\$0.00	\$0.00	\$0.00	0.00
<b>2161</b>	<b>Occupational Therapy SPED SA</b>	<b>\$0.00</b>	<b>\$9,979.48</b>	<b>\$20,364.24</b>	<b>0.00</b>
01 2162 320 005 0000 002	Prof Ed Services OT (3-5)	\$0.00	\$0.00	\$0.00	0.00
<b>2162</b>	<b>Occupational Therapy SPED Age 3-5</b>	<b>\$0.00</b>	<b>\$0.00</b>	<b>\$0.00</b>	<b>0.00</b>
01 2171 320 000 0000 001	Professional Educational Services PT SA	\$0.00	\$187.86	\$912.64	0.00
01 2171 320 000 0000 002	Professional Educational Services PT SA	\$0.00	\$966.58	\$3,643.12	0.00
<b>2171</b>	<b>Physical Therapy SPED SA</b>	<b>\$0.00</b>	<b>\$1,154.44</b>	<b>\$4,555.76</b>	<b>0.00</b>
01 2181 591 000 0000 001	Services Purchased from ESU Vision	\$0.00	\$125.00	\$125.00	0.00
01 2181 591 000 0000 002	Services Purchased from ESU Vision	\$0.00	\$500.00	\$1,645.00	0.00
<b>2181</b>	<b>Vision Services SPED SA</b>	<b>\$0.00</b>	<b>\$625.00</b>	<b>\$1,770.00</b>	<b>0.00</b>
01 2190 110 000 0000 001	ACT. BKKPER. SAL. - S	\$6,560.00	\$0.00	\$0.00	0.00

Account Number	Account Description	Revised Budget	Expended During Month	Expenditures to Date	% of Budget
01 2190 110 000 0000 002	ACT. BKKPER SAL.-E	\$6,560.00	\$0.00	\$0.00	0.00
01 2190 111 000 0000 001	ACT. DIRECTOR SALARY-S	\$89,700.00	\$0.00	\$0.00	0.00
01 2190 151 000 0000 001	EXTRA DUTY SALARY CERTIFIED-S	\$230,198.00	\$0.00	\$0.00	0.00
01 2190 151 000 0000 002	EXTRA DUTY SALARY CERTIFIED-E	\$9,504.00	\$0.00	\$0.00	0.00
01 2190 159 000 0000 001	ACTIVITIES STIPENDS-S	\$0.00	\$0.00	\$0.00	0.00
01 2190 159 000 0000 002	ACTIVITIES STIPENDS-E	\$0.00	\$0.00	\$0.00	0.00
01 2190 210 000 0000 001	Group Insurance - Non Instructional	\$0.00	\$0.00	\$0.00	0.00
01 2190 210 000 0000 002	Group Insurance - Non Instructional	\$0.00	\$0.00	\$0.00	0.00
01 2190 211 000 0000 001	ACTIVITIES HEALTH INS.-S	\$242.00	\$0.00	\$0.00	0.00
01 2190 211 000 0000 002	ACTIVITIES HEALTH INS.-E	\$242.00	\$0.00	\$0.00	0.00
01 2190 220 000 0000 001	Social Security - Non-Instructional	\$0.00	\$0.00	\$0.00	0.00
01 2190 220 000 0000 002	Social Security - Non-Instructional	\$0.00	\$0.00	\$0.00	0.00
01 2190 221 000 0000 001	ACTIVITIES SOC. SEC.-S	\$27,112.00	\$0.00	\$0.00	0.00
01 2190 221 000 0000 002	ACTIVITIES SOC.SEC.-E	\$922.00	\$0.00	\$0.00	0.00
01 2190 230 000 0000 001	Retirement - Non-Instructional	\$23,571.00	\$0.00	\$0.00	0.00
01 2190 230 000 0000 002	Retirement - Non-Instructional	\$887.00	\$0.00	\$0.00	0.00
01 2190 231 000 0000 001	ACTIVITIES RET.-S	\$0.00	\$0.00	\$0.00	0.00
01 2190 231 000 0000 002	ACTIVITIES RET.-E	\$0.00	\$0.00	\$0.00	0.00
01 2190 237 000 0000 001	ACTIVITIES RET.-S	\$7,754.00	\$0.00	\$0.00	0.00
01 2190 237 000 0000 002	ACTIVITIES RET.-E	\$304.00	\$0.00	\$0.00	0.00
01 2190 320 000 0000 001	Professional Educational Services	\$0.00	\$0.00	\$0.00	0.00
01 2190 320 000 0000 002	Professional Educational Services	\$0.00	\$0.00	\$0.00	0.00
01 2190 350 000 0000 001	Technical Services - Student Other	\$750.00	\$0.00	\$0.00	0.00
01 2190 350 000 0000 002	Technical Services - Student Other	\$0.00	\$0.00	\$0.00	0.00
01 2190 352 000 0000 001	Other Prof Services - Student Other	\$250.00	\$0.00	\$0.00	0.00
01 2190 580 000 0000 001	Travel Trans, Meals, Hotel Student Other	\$9,000.00	\$0.00	\$0.00	0.00
01 2190 580 000 0000 002	Travel Trans, Meals, Hotel Student Other	\$3,500.00	\$0.00	\$0.00	0.00
01 2190 610 000 0000 001	Supplies Support Services Student	\$13,000.00	\$0.00	\$0.00	0.00
01 2190 610 000 0000 002	Supplies Support Services Student	\$1,300.00	\$0.00	\$0.00	0.00
01 2190 650 000 0000 001	Supplies Tech Related Student Other	\$0.00	\$0.00	\$0.00	0.00
01 2190 810 000 0000 001	Dues & Fees Student Support Services	\$0.00	\$0.00	\$0.00	0.00
01 2190 810 000 0000 002	Dues and Fees Student Support Services	\$0.00	\$0.00	\$0.00	0.00
01 2190 890 000 0000 001	Misc Exp Support Services Student Oth	\$100.00	\$0.00	\$0.00	0.00
01 2190 890 000 0000 002	Misc Exp Support Services Student Oth	\$100.00	\$0.00	\$0.00	0.00
<b>2190</b>	<b>Support Services - Student Other</b>	<b>\$431,556.00</b>	<b>\$0.00</b>	<b>\$0.00</b>	<b>0.00</b>
01 2210 111 000 0000 000	Reg Emp - Teach/Prof - Improv Instr	\$0.00	\$546.91	\$2,187.64	0.00

Account Number	Account Description	Revised Budget	Expended During Month	Expenditures to Date	% of Budget
01 2210 211 000 0000 000	Group Insurance - Imprv of Instruction	\$0.00	\$131.50	\$526.00	0.00
01 2210 221 000 0000 000	Soc Sec - Imprv of Instruction	\$0.00	\$32.46	\$129.84	0.00
01 2210 231 000 0000 000	Retirement - Imprv of Instruction	\$0.00	\$40.21	\$160.84	0.00
01 2210 237 000 0000 000	Inc Retirement - Imprv of Instruction	\$0.00	\$13.81	\$55.24	0.00
01 2210 281 000 0000 000	HSA- Imprv of Instruction	\$0.00	\$18.71	\$74.84	0.00
01 2210 580 000 0000 000	Travel Trans Meals Hotel Improv of Inst	\$0.00	\$0.00	\$0.00	0.00
<b>2210</b>	<b>Improvement of Instruction</b>	<b>\$0.00</b>	<b>\$783.60</b>	<b>\$3,134.40</b>	<b>0.00</b>
01 2211 159 000 0000 001	SCHOOL IMPROV STIPENDS-S	\$0.00	\$0.00	\$0.00	0.00
01 2211 159 000 0000 002	SCHOOL IMPROV STIPENDS-E	\$0.00	\$0.00	\$0.00	0.00
01 2211 221 000 0000 000	Social Security Teachers School Improv	\$200.00	\$0.00	\$0.00	0.00
01 2211 221 000 0000 001	SOC.SEC.-SCH.IMPRO.-SEC.	\$0.00	\$0.00	\$0.00	0.00
01 2211 221 000 0000 002	SOC.SEC.-SCH.IMPR.ELEM	\$0.00	\$0.00	\$0.00	0.00
01 2211 231 000 0000 000	Retirement Teachers School Improv	\$100.00	\$0.00	\$0.00	0.00
01 2211 231 000 0000 001	RETIRE/SCH.IMPR. SEC.	\$0.00	\$0.00	\$0.00	0.00
01 2211 231 000 0000 002	RETIRE./SCH.IMPRO.ELEM	\$0.00	\$0.00	\$0.00	0.00
01 2211 237 000 0000 000	Increased Retirement School Improv	\$50.00	\$0.00	\$0.00	0.00
01 2211 237 000 0000 001	RETIRE/SCH.IMPR. SEC.	\$0.00	\$0.00	\$0.00	0.00
01 2211 237 000 0000 002	RETIRE./SCH.IMPRO.ELEM	\$0.00	\$0.00	\$0.00	0.00
01 2211 330 000 0000 000	Employee Trng/Dev Services School Improv	\$1,000.00	\$0.00	\$0.00	0.00
01 2211 350 000 0000 000	Technical Services School Improv	\$2,000.00	\$0.00	\$0.00	0.00
01 2211 350 000 0000 001	Technical Services - School Improv	\$0.00	\$0.00	\$0.00	0.00
01 2211 350 000 0000 002	Technical Services - School Improv	\$0.00	\$0.00	\$0.00	0.00
01 2211 580 000 0000 000	Travel Trans, Meals, Hotel School Improv	\$400.00	\$0.00	\$1,324.11	331.03
01 2211 580 000 0000 001	Travel Trans, Meals, Hotel School Improv	\$0.00	\$0.00	\$0.00	0.00
01 2211 580 000 0000 002	Travel Trans, Meals, Hotel School Improv	\$0.00	\$0.00	\$0.00	0.00
01 2211 643 000 0000 001	Web/Cloud Based Software School Improv	\$0.00	\$0.00	\$0.00	0.00
01 2211 643 000 0000 002	Web/Cloud Based Software School Improv	\$0.00	\$0.00	\$0.00	0.00
<b>2211</b>	<b>School Improvement</b>	<b>\$3,750.00</b>	<b>\$0.00</b>	<b>\$1,324.11</b>	<b>35.31</b>
01 2212 350 000 0000 000	Technical Services Instr & Curr Dev	\$200.00	\$0.00	\$0.00	0.00
01 2212 350 000 0000 001	Technical Services - Inst & Curr Dev	\$0.00	\$0.00	\$0.00	0.00
01 2212 350 000 0000 002	Technical Services - Inst & Curr Dev	\$0.00	\$0.00	\$0.00	0.00
01 2212 580 000 0000 000	Travel Trans, Meals, Hotel Instr & Curr	\$5,500.00	\$0.00	\$0.00	0.00
01 2212 580 000 0000 001	Travel Trans, Meals, Hotel Instr & Curr	\$0.00	\$0.00	\$0.00	0.00
01 2212 580 000 0000 002	Travel Trans, Meals, Hotel Inst & Curr	\$0.00	\$0.00	\$0.00	0.00
01 2212 610 000 0000 000	Supplies Instr & Curr Development	\$600.00	\$0.00	\$0.00	0.00
01 2212 610 000 0000 001	Supplies Instr & Curr Development	\$0.00	\$0.00	\$0.00	0.00

Account Number	Account Description	Revised Budget	Expended During Month	Expenditures to Date	% of Budget
01 2212 610 000 0000 002	Supplies Instr & Curr Development	\$0.00	\$0.00	\$0.00	0.00
<b>2212</b>	<b>Instruction &amp; Curriculum Development</b>	<b>\$6,300.00</b>	<b>\$0.00</b>	<b>\$0.00</b>	<b>0.00</b>
01 2213 330 000 0000 002	Employee Training & Development Services	\$0.00	\$0.00	\$0.00	0.00
01 2213 330 000 1108 001	Employee Training Band	\$0.00	\$0.00	\$115.00	0.00
01 2213 330 000 1141 001	Employee Trng/Devel Music	\$0.00	\$0.00	\$100.00	0.00
01 2213 330 000 1148 001	Employee Trng Instr Staff Science	\$0.00	\$0.00	\$0.00	0.00
01 2213 580 000 0000 001	Travel Trans, Meals, Hotel Instr Staff	\$0.00	\$0.00	\$0.00	0.00
01 2213 580 000 0000 002	Travel:Trans, Meals, Hotel Instr Staff	\$0.00	\$0.00	\$0.00	0.00
01 2213 640 000 0000 000	Books & Periodicals Instr Staff Trng	\$0.00	\$0.00	\$0.00	0.00
<b>2213</b>	<b>Instructional Staff Training</b>	<b>\$0.00</b>	<b>\$0.00</b>	<b>\$215.00</b>	<b>0.00</b>
01 2220 111 000 0000 000	Reg Emp - Teach/Prof - Library	\$2,320.00	\$5,962.67	\$23,850.68	1,028.05
01 2220 111 000 0000 001	Reg Emp - Teach/Prof - Library	\$35,776.00	\$0.00	\$0.00	0.00
01 2220 111 000 0000 002	Reg Emp - Teach/Prof - Library	\$53,277.00	\$0.00	\$0.00	0.00
01 2220 112 000 0000 001	Reg Emp - Instr Aides - Library	\$16,000.00	\$224.09	\$3,808.67	23.80
01 2220 112 000 0000 002	Reg Emp - Instr Aides - Library	\$13,960.00	\$1,876.98	\$7,872.73	56.39
01 2220 122 000 0000 001	Temp Emp - Instr Aide - Library	\$500.00	\$12.50	\$852.50	170.50
01 2220 122 000 0000 002	Temp Emp - Instr Aide - Library	\$250.00	\$0.00	\$0.00	0.00
01 2220 123 000 0000 000	Temp Emp - Teach/Prof - Sub - Library	\$0.00	\$0.00	\$200.00	0.00
01 2220 123 000 0000 001	Temp Emp - Teach/Prof - Sub - Library	\$1,500.00	\$0.00	\$0.00	0.00
01 2220 123 000 0000 002	Temp Emp - Teach/Prof - Sub - Library	\$500.00	\$0.00	\$0.00	0.00
01 2220 132 000 0000 001	Library/Media Services - OT	\$0.00	\$0.00	\$958.13	0.00
01 2220 132 000 0000 002	Library/Media Services - OT	\$0.00	\$0.00	\$0.00	0.00
01 2220 151 000 0000 001	LIBRARY SUB-S	\$0.00	\$0.00	\$0.00	0.00
01 2220 152 000 0000 001	LIBRARY SUB-S	\$0.00	\$0.00	\$87.50	0.00
01 2220 159 000 0000 002	LIBRARY SALARIES-E	\$0.00	\$0.00	\$0.00	0.00
01 2220 211 000 0000 000	Group Ins - Library/Media	\$0.00	\$1,602.27	\$6,409.08	0.00
01 2220 211 000 0000 001	LIBRARY HEALTH INS.-S	\$22,000.00	\$0.00	\$0.00	0.00
01 2220 211 000 0000 002	LIBRARY HEALTH INS.-E	\$15,684.00	\$0.00	\$0.00	0.00
01 2220 212 000 0000 001	Group Insurance - Instructional Aides	\$0.00	\$616.09	\$2,558.06	0.00
01 2220 212 000 0000 002	Group Insurance - Instructional Aides	\$0.00	\$554.48	\$2,217.92	0.00
01 2220 221 000 0000 000	Social Security - Library/Media	\$0.00	\$450.51	\$1,802.04	0.00
01 2220 221 000 0000 001	LIBRARY SOC. SEC.-S	\$2,961.00	\$0.00	\$0.00	0.00
01 2220 221 000 0000 002	LIBRARY SOC. SEC.-E	\$5,232.00	\$0.00	\$0.00	0.00
01 2220 222 000 0000 001	Social Security - Instructional Aides	\$0.00	\$18.08	\$434.95	0.00
01 2220 222 000 0000 002	Social Security - Instructional Aides	\$0.00	\$143.60	\$602.27	0.00
01 2220 223 000 0000 000	Temp Emp - Teach/Prof - Sub - Library	\$0.00	\$0.00	\$15.30	0.00

Account Number	Account Description	Revised Budget	Expended During Month	Expenditures to Date	% of Budget
01 2220 231 000 0000 000	Retirement - Library/Media	\$0.00	\$438.42	\$1,753.68	0.00
01 2220 231 000 0000 001	LIBRARY RETIREMENT-S	\$2,847.00	\$0.00	\$0.00	0.00
01 2220 231 000 0000 002	LIBRARY RETIREMENT-E	\$5,029.00	\$0.00	\$0.00	0.00
01 2220 232 000 0000 001	Retirement - Instructional Aides	\$0.00	\$17.40	\$357.83	0.00
01 2220 232 000 0000 002	Retirement - Instructional Aides	\$0.00	\$138.02	\$578.88	0.00
01 2220 237 000 0000 000	Inc Retirement - Library/Media	\$0.00	\$150.56	\$602.24	0.00
01 2220 237 000 0000 001	LIBRARY RETIREMENT-S	\$978.00	\$5.96	\$122.85	12.56
01 2220 237 000 0000 002	LIBRARY RETIREMENT-E	\$1,727.00	\$47.38	\$198.77	11.51
01 2220 580 000 0000 001	Travel Trans, Meals, Hotel Library	\$150.00	\$0.00	\$0.00	0.00
01 2220 580 000 0000 002	Travel Trans, Meals, Hotel Library	\$150.00	\$0.00	\$0.00	0.00
01 2220 610 000 0000 000	Supplies Library	\$0.00	\$0.00	\$0.00	0.00
01 2220 610 000 0000 001	Supplies Library	\$1,500.00	\$0.00	\$199.76	13.32
01 2220 610 000 0000 002	Supplies Library	\$1,250.00	\$71.38	\$502.06	65.82
01 2220 640 000 0000 000	Books & Periodicals Library/Media	\$0.00	\$0.00	\$0.00	0.00
01 2220 640 000 0000 001	Books & Periodicals Library/Media	\$6,400.00	\$929.64	\$2,161.10	35.51
01 2220 640 000 0000 002	Books & Periodicals Library/Media	\$4,750.00	\$877.85	\$4,982.25	105.64
01 2220 641 000 0000 001	E-Books Library/Media	\$0.00	\$0.00	\$0.00	0.00
01 2220 641 000 0000 002	E-Books Library/Media	\$0.00	\$0.00	\$0.00	0.00
01 2220 643 000 0000 001	Web/Cloud Based Software Library/Media	\$600.00	\$0.00	\$0.00	0.00
01 2220 643 000 0000 002	Web/Cloud Based Software Library/Media	\$600.00	\$0.00	\$0.00	0.00
01 2220 650 000 0000 001	Supplies Technology Related Library	\$0.00	\$0.00	\$0.00	0.00
<b>2220</b>	<b>Library/Media Services</b>	<b>\$195,941.00</b>	<b>\$14,137.88</b>	<b>\$63,129.25</b>	<b>32.46</b>
01 2223 114 000 0000 000	Reg Emp - Technical Staff	\$0.00	\$0.00	\$0.00	0.00
01 2223 211 000 0000 001	TECH. COORD. INS.-S	\$0.00	\$0.00	\$0.00	0.00
01 2223 211 000 0000 002	TECH. COORD. INS.-E	\$0.00	\$0.00	\$0.00	0.00
01 2223 214 000 0000 000	Group Insurance - Technical Staff	\$0.00	\$0.00	\$0.00	0.00
01 2223 221 000 0000 001	TECH. COORD. SOC.SEC.-S	\$0.00	\$0.00	\$0.00	0.00
01 2223 221 000 0000 002	TECH. COORD. SOC.SEC.-E	\$0.00	\$0.00	\$0.00	0.00
01 2223 224 000 0000 000	Social Security - Technical Staff	\$0.00	\$0.00	\$0.00	0.00
01 2223 231 000 0000 001	TECH. COORD. RET.-S	\$0.00	\$0.00	\$0.00	0.00
01 2223 231 000 0000 002	TECH. COORD. RET.-E	\$0.00	\$0.00	\$0.00	0.00
01 2223 234 000 0000 000	Retirement - Technical Staff	\$0.00	\$0.00	\$0.00	0.00
01 2223 237 000 0000 000	Increased Retirement	\$0.00	\$0.00	\$0.00	0.00
01 2223 237 000 0000 001	TECH. COORD. RET.-S	\$0.00	\$0.00	\$0.00	0.00
01 2223 237 000 0000 002	TECH. COORD. RET.-E	\$0.00	\$0.00	\$0.00	0.00
01 2223 281 000 0000 001	TECH COORD - HSA Deduction	\$0.00	\$0.00	\$0.00	0.00

Account Number	Account Description	Revised Budget	Expended During Month	Expenditures to Date	% of Budget
01 2223 281 000 0000 002	TECH COORD - HSA Deduction	\$0.00	\$0.00	\$0.00	0.00
01 2223 284 000 0000 000	Health Benefits (HSA) Technical Staff	\$0.00	\$0.00	\$0.00	0.00
01 2223 580 000 0000 000	Travel Trans, Meals, Hotel Audio-Visual	\$0.00	\$0.00	\$0.00	0.00
01 2223 580 000 0000 001	Travel Trans, Meals, Hotel Audio-Visual	\$0.00	\$0.00	\$0.00	0.00
01 2223 580 000 0000 002	Travel Trans, Meals, Hotel Audio-Visual	\$0.00	\$0.00	\$0.00	0.00
<b>2223</b>	<b>Audio-Visual Services</b>	<b>\$0.00</b>	<b>\$0.00</b>	<b>\$0.00</b>	<b>0.00</b>
01 2224 382 000 0000 000	Dist Ed & Telecommunications	\$0.00	\$188.73	\$566.19	0.00
01 2224 382 000 0000 001	Dist Ed & Telecommunications-Dist Learn	\$7,000.00	\$0.00	\$3,500.00	50.00
01 2224 382 000 0000 002	Dist Ed & Telecommunications-Dist Learn	\$2,000.00	\$0.00	\$0.00	0.00
<b>2224</b>	<b>Educational Television Services</b>	<b>\$9,000.00</b>	<b>\$188.73</b>	<b>\$4,066.19</b>	<b>45.18</b>
01 2230 111 000 0000 000	Reg Emp - Teach/Prof - Instr Rel Tech	\$0.00	\$2,236.00	\$8,944.00	0.00
01 2230 114 000 0000 000	Reg Emp - Technical Staff	\$59,000.00	\$4,916.67	\$19,666.68	33.33
01 2230 211 000 0000 000	Group Ins - Instruction Technology	\$0.00	\$526.00	\$2,104.00	0.00
01 2230 214 000 0000 000	Group Ins Technical Staff	\$20,220.00	\$1,475.00	\$5,900.00	29.18
01 2230 221 000 0000 000	Soc Sec - Instruction Technology	\$0.00	\$165.77	\$663.07	0.00
01 2230 224 000 0000 000	Social Security - Tech Staff	\$0.00	\$353.00	\$1,412.00	0.00
01 2230 231 000 0000 000	Retirement - Instruction Technology	\$4,338.00	\$164.41	\$657.64	15.16
01 2230 234 000 0000 000	Retirement - Instruction Technology	\$0.00	\$361.52	\$1,446.08	0.00
01 2230 237 000 0000 000	Inc Retirement - Instruction Technology	\$0.00	\$180.60	\$722.40	0.00
01 2230 281 000 0000 000	HSA - Instruction Technology	\$0.00	\$74.85	\$299.40	0.00
01 2230 284 000 0000 000	HSA - Instruction Technology	\$0.00	\$210.09	\$840.36	0.00
01 2230 382 000 0000 000	Dist Ed/Telecommunications Inst Related	\$0.00	\$0.00	\$188.72	0.00
01 2230 580 000 0000 000	TravelTrans, Meals, Hotel Instr Tech	\$0.00	\$0.00	\$0.00	0.00
01 2230 643 000 0000 000	Web/Cloud Based Software-Inst Tech	\$0.00	\$0.00	\$0.00	0.00
01 2230 643 000 0000 001	Web/Cloud Based Software Inst Tech	\$0.00	\$0.00	\$2,400.00	0.00
01 2230 650 000 0000 000	Supplies Technology Related Inst Tech	\$0.00	\$0.00	\$29.00	0.00
01 2230 650 000 0000 001	Supplies Technology Related Instr Tech	\$0.00	\$0.00	\$224.88	0.00
01 2230 650 000 0000 002	Supplies Technology Related Instr Tech	\$0.00	\$0.00	\$0.00	0.00
<b>2230</b>	<b>Instruction-Related Technology</b>	<b>\$83,558.00</b>	<b>\$10,663.91</b>	<b>\$45,498.23</b>	<b>54.45</b>
01 2290 610 000 0000 000	Supplies Support Services Instr Staff	\$0.00	\$0.00	\$621.10	0.00
<b>2290</b>	<b>Other Support Services-Instr Staff</b>	<b>\$0.00</b>	<b>\$0.00</b>	<b>\$621.10</b>	<b>0.00</b>
01 2310 310 000 0000 000	Official/Administrative Services	\$1,000.00	\$0.00	\$0.00	0.00
01 2310 315 000 0000 000	Accounting/Auditing Services	\$13,850.00	\$0.00	\$17,850.00	128.88
01 2310 317 000 0000 000	Contracted Legal Services	\$0.00	\$0.00	\$0.00	0.00
01 2310 330 000 0000 000	Emp Trng/Development Board of Ed	\$0.00	\$285.00	\$726.00	0.00

Account Number	Account Description	Revised Budget	Expended During Month	Expenditures to Date	% of Budget
01 2310 340 000 0000 000	Other Prof Services Board of Education	\$0.00	\$250.00	\$250.00	0.00
01 2310 352 000 0000 000	Other Professional Serv Board of Ed	\$2,100.00	\$0.00	\$0.00	0.00
01 2310 521 000 0000 000	Fidelity Bond - Board of Education	\$130.00	\$0.00	\$125.00	96.15
01 2310 540 000 0000 000	Advertising Board of Education	\$8,000.00	\$308.69	\$1,904.83	23.81
01 2310 580 000 0000 000	Travel Trans, Meals, Hotel Board of Ed	\$2,000.00	\$159.59	\$216.59	10.83
01 2310 610 000 0000 000	Supplies Board of Education	\$2,000.00	\$65.75	\$30.75	1.54
01 2310 643 000 0000 000	Web/Cloud Based Software Board of Ed	\$3,100.00	\$0.00	\$0.00	0.00
01 2310 650 000 0000 000	SuppliesTechnology Related Board of Ed	\$900.00	\$0.00	\$0.00	0.00
01 2310 810 000 0000 000	Dues and Fees Board of Education	\$5,500.00	\$122.00	\$122.00	2.22
01 2310 890 000 0000 000	Misc Exp Board of Education	\$100.00	\$0.00	\$0.00	0.00
<b>2310</b>	<b>Board of Education</b>	<b>\$38,680.00</b>	<b>\$1,191.03</b>	<b>\$21,225.17</b>	<b>54.87</b>
01 2320 105 000 0000 000	Superintendent Salary	\$142,000.00	\$11,833.33	\$47,333.32	33.33
01 2320 110 000 0000 000	Reg Emp - Non-Instr - Exec Admin	\$71,902.00	\$116.96	\$449.39	0.63
01 2320 130 000 0000 000	Executive Admin - OT	\$0.00	\$0.00	\$0.00	0.00
01 2320 210 000 0000 000	Group Insurance - Non Instructional	\$41,212.00	\$0.00	\$0.00	0.00
01 2320 215 000 0000 000	Group Insurance - Superintendent	\$0.00	\$1,402.68	\$5,610.72	0.00
01 2320 220 000 0000 000	Social Security - Non-Instructional	\$16,362.00	\$8.93	\$34.37	0.21
01 2320 225 000 0000 000	Social Security - Superintendent	\$4,512.00	\$249.02	\$2,889.02	64.03
01 2320 230 000 0000 000	Retirement - Non-Instructional	\$15,726.00	\$8.60	\$33.04	0.21
01 2320 235 000 0000 000	Retirement Superintendent	\$0.00	\$870.08	\$3,480.32	0.00
01 2320 237 000 0000 000	Increased Retirement	\$6,888.00	\$301.74	\$1,206.50	17.52
01 2320 280 000 0000 000	Health Benefits (HSA) Non-Instructional	\$0.00	\$0.00	\$0.00	0.00
01 2320 285 000 0000 000	Health Benefits (HSA) Superintendent	\$7,000.00	\$199.59	\$798.36	11.41
01 2320 330 000 0000 000	Employee Trng Executive Admin	\$0.00	\$95.00	\$474.00	0.00
01 2320 333 000 0000 000	Mileage Paid to Staff	\$0.00	\$0.00	\$43.60	0.00
01 2320 580 000 0000 000	Travel Trans, Meals, Hotel Executive Adm	\$2,300.00	\$143.60	\$243.60	10.59
01 2320 610 000 0000 000	Supplies Executive Administration	\$850.00	\$5.98	\$208.36	37.29
01 2320 643 000 0000 000	Web/Cloud Based Software Exec Admin	\$200.00	\$0.00	\$0.00	0.00
01 2320 650 000 0000 000	Supplies Technology Related Exec Admin	\$5,600.00	\$0.00	\$0.00	0.00
01 2320 810 000 0000 000	Dues and Fees Executive Admin	\$1,200.00	\$0.00	\$85.00	7.08
01 2320 890 000 0000 000	Misc Exp Executive Admin	\$100.00	\$0.00	\$0.00	0.00
<b>2320</b>	<b>Executive Administration</b>	<b>\$315,852.00</b>	<b>\$15,235.51</b>	<b>\$62,889.60</b>	<b>19.95</b>
01 2330 317 000 0000 000	Contracted Legal Services	\$10,000.00	\$7,245.00	\$11,166.00	111.66
<b>2330</b>	<b>District Legal Services</b>	<b>\$10,000.00</b>	<b>\$7,245.00</b>	<b>\$11,166.00</b>	<b>111.66</b>
01 2410 110 000 0000 001	Reg Emp - Non-Instr - Principal Office	\$24,521.00	\$2,612.95	\$10,344.72	42.19
01 2410 110 000 0000 002	Reg Emp - Non-Instr - Principal Office	\$26,461.00	\$2,501.59	\$10,932.26	41.31

Account Number	Account Description	Revised Budget	Expended During Month	Expenditures to Date	% of Budget
01 2410 111 000 0000 001	Reg Emp - Teach/Prof - Principal	\$113,000.00	\$9,416.67	\$37,666.68	33.33
01 2410 111 000 0000 002	Reg Emp - Teach/Prof - Principal	\$139,875.00	\$11,656.25	\$46,625.00	33.33
01 2410 111 000 1190 002	Reg Emp - Teach/Prof - Principal - EC	\$0.00	\$3,406.25	\$13,625.00	0.00
01 2410 120 000 0000 001	Temp Emp - Non Instr - Principal Office	\$250.00	\$0.00	\$0.00	0.00
01 2410 120 000 0000 002	Temp Emp - Non Instr - Principal Office	\$250.00	\$15.46	\$30.46	12.18
01 2410 130 000 0000 001	Office of the Principal - OT	\$0.00	\$205.10	\$1,451.38	0.00
01 2410 130 000 0000 002	PRINCIPAL CLERICAL SAL.-E	\$0.00	\$74.75	\$670.18	0.00
01 2410 159 000 0000 002	PRINCIPAL STIPEND-E	\$0.00	\$0.00	\$0.00	0.00
01 2410 210 000 0000 001	Group Insurance - Non Instructional	\$27,359.00	\$708.50	\$2,834.00	10.36
01 2410 210 000 0000 002	Group Insurance - Non Instructional	\$36,973.00	\$634.00	\$2,536.00	6.86
01 2410 211 000 0000 001	PRINCIPAL HEALTH INS.-S	\$0.00	\$1,602.27	\$6,409.08	0.00
01 2410 211 000 0000 002	PRINCIPAL HEALTH INS.-E	\$0.00	\$2,403.41	\$9,613.64	0.00
01 2410 211 000 1190 002	Group Ins - Office of Princ - PreSchool	\$0.00	\$801.13	\$3,204.52	0.00
01 2410 220 000 0000 001	Social Security - Non-Instructional	\$10,520.00	\$215.58	\$902.38	8.58
01 2410 220 000 0000 002	Social Security - Non-Instructional	\$12,724.00	\$189.32	\$854.03	6.71
01 2410 221 000 0000 001	PRINCIPAL SOC. SEC.-S	\$0.00	\$691.91	\$2,767.64	0.00
01 2410 221 000 0000 002	PRINCIPAL SOC. SEC.-E	\$0.00	\$870.35	\$3,481.41	0.00
01 2410 221 000 1190 002	Social Security - Principal - Preschool	\$0.00	\$252.46	\$1,009.84	0.00
01 2410 230 000 0000 001	Retirement - Non-Instructional	\$10,111.00	\$207.20	\$867.34	8.58
01 2410 230 000 0000 002	Retirement - Non-Instructional	\$12,230.00	\$189.43	\$853.10	6.98
01 2410 231 000 0000 001	PRINCIPAL RETIREMENT-S	\$0.00	\$692.39	\$2,769.56	0.00
01 2410 231 000 0000 002	PRINCIPAL RETIREMENT-E	\$0.00	\$857.07	\$3,428.27	0.00
01 2410 231 000 1190 002	Retirement - Office of Princ - PreSchool	\$0.00	\$250.45	\$1,001.80	0.00
01 2410 237 000 0000 001	PRINCIPAL RETIREMENT-S	\$3,472.00	\$308.92	\$1,248.93	35.97
01 2410 237 000 0000 002	PRINCIPAL RETIREMENT-E	\$4,199.00	\$359.38	\$1,470.24	35.01
01 2410 237 000 1190 002	Inc Ret - Office of Princ - PreSchool	\$0.00	\$86.01	\$344.04	0.00
01 2410 280 000 0000 002	Health Benefits (HSA) Non-Instructional	\$0.00	\$74.50	\$298.00	0.00
01 2410 281 000 0000 002	PRINCIPAL - HSA Deduction	\$1,000.00	\$0.00	\$0.00	0.00
01 2410 330 000 0000 002	Empl Training & Development	\$0.00	(\$50.00)	\$200.00	0.00
01 2410 580 000 0000 001	Travel Trans, Meals, Hotel Principal	\$1,250.00	\$0.00	\$0.00	0.00
01 2410 580 000 0000 002	Travel Trans, Meals, Hotel Principal	\$1,250.00	(\$10.00)	(\$10.00)	67.51
01 2410 610 000 0000 000	Supplies Office of Principal	\$0.00	\$72.00	\$72.00	0.00
01 2410 610 000 0000 001	Supplies Office of Principal	\$300.00	\$0.00	\$189.49	63.16
01 2410 610 000 0000 002	Supplies Office of the Principal	\$100.00	\$0.00	\$0.00	0.00
01 2410 650 000 0000 001	Supplies Technology Related Principal	\$500.00	\$0.00	\$0.00	0.00
01 2410 650 000 0000 002	Supplies Technology Related Principal	\$500.00	\$0.00	\$0.00	0.00

Account Number	Account Description	Revised Budget	Expended During Month	Expenditures to Date	% of Budget
01 2410 810 000 0000 001	Dues & Fees Principal	\$1,000.00	\$0.00	\$0.00	0.00
01 2410 810 000 0000 002	Dues & Fees Principal	\$750.00	\$0.00	\$20.00	2.67
<b>2410 Office of the Principal</b>		<b>\$428,595.00</b>	<b>\$41,295.30</b>	<b>\$167,710.99</b>	<b>39.33</b>
01 2490 111 000 0000 000	Reg Emp - Teach/Prof - Other Admin	\$0.00	\$7,475.00	\$29,900.00	0.00
01 2490 211 000 0000 000	Group Ins - Activity/Athletic Director	\$0.00	\$52.18	\$208.72	0.00
01 2490 221 000 0000 000	Soc Sec - Activity/Athletic Director	\$0.00	\$566.21	\$2,264.81	0.00
01 2490 231 000 0000 000	Ret - Activity/Athletic Director	\$0.00	\$549.62	\$2,198.50	0.00
01 2490 237 000 0000 000	Inc Ret - Activity/Athletic Director	\$0.00	\$188.74	\$754.96	0.00
01 2490 810 000 0000 000	Dues and Fees Activity/Athletic Director	\$0.00	\$0.00	\$210.00	0.00
<b>2490 Activity/Athletic Director</b>		<b>\$0.00</b>	<b>\$8,831.75</b>	<b>\$35,536.99</b>	<b>0.00</b>
01 2510 110 000 0000 000	Reg Emp - Non-Instr - District Office	\$40,960.00	\$7,767.78	\$32,468.31	79.27
01 2510 130 000 0000 000	BOARD SECRETARY SALARY-S	\$0.00	\$59.77	\$3,266.23	0.00
01 2510 210 000 0000 000	Group Insurance - Non Instructional	\$7,392.00	\$1,953.81	\$7,815.24	105.73
01 2510 211 000 0000 001	BOARD SEC. HEALTH INS.-S	\$0.00	\$0.00	\$0.00	0.00
01 2510 211 000 0000 002	BOARD SEC. HEALTH INS.-E	\$0.00	\$0.00	\$0.00	0.00
01 2510 220 000 0000 000	Social Security - Non-Instructional	\$3,132.00	\$537.02	\$2,486.48	79.39
01 2510 221 000 0000 001	BOARD SEC. SOC. SEC.-S	\$0.00	\$0.00	\$0.00	0.00
01 2510 221 000 0000 002	BOARD SEC. SOC. SEC.-E	\$0.00	\$0.00	\$0.00	0.00
01 2510 222 000 0000 001	Social Security	\$0.00	\$0.00	\$0.00	0.00
01 2510 222 000 0000 002	Social Security	\$0.00	\$0.00	\$0.00	0.00
01 2510 230 000 0000 000	Retirement - Non-Instructional	\$3,010.00	\$575.55	\$2,627.49	87.29
01 2510 231 000 0000 001	BOARD SECRETARY RET.-S	\$0.00	\$0.00	\$0.00	0.00
01 2510 231 000 0000 002	BOARD SECRETARY RET.-E	\$0.00	\$0.00	\$0.00	0.00
01 2510 232 000 0000 001	Retirement	\$0.00	\$0.00	\$0.00	0.00
01 2510 232 000 0000 002	Retirement	\$0.00	\$0.00	\$0.00	0.00
01 2510 237 000 0000 000	Increased Retirement	\$1,034.00	\$197.64	\$902.30	87.26
01 2510 237 000 0000 001	BOARD SECRETARY RET.-S	\$0.00	\$0.00	\$0.00	0.00
01 2510 237 000 0000 002	BOARD SECRETARY RET.-E	\$0.00	\$0.00	\$0.00	0.00
01 2510 280 000 0000 000	Health Benefits (HSA) Non-Instructional	\$0.00	\$221.56	\$886.24	0.00
01 2510 281 000 0000 001	BRD SEC - HSA Deduction	\$500.00	\$0.00	\$0.00	0.00
01 2510 281 000 0000 002	BRD SEC - HSA Deduction	\$500.00	\$0.00	\$0.00	0.00
01 2510 350 000 0000 000	Technical Services - Oper of Business	\$0.00	\$21.00	\$84.00	0.00
01 2510 350 000 0000 001	Technical Services - Oper of Business	\$2,250.00	\$0.00	\$63.00	2.80
01 2510 350 000 0000 002	Technical Services - Oper of Business	\$2,250.00	\$0.00	\$63.00	2.80
01 2510 350 000 1190 002	Technical Services PreSchool	\$0.00	\$0.00	\$32.00	0.00
01 2510 352 000 0000 002	Other Prof Services - Oper of Business	\$0.00	(\$22.17)	(\$22.17)	0.00

Account Number	Account Description	Revised Budget	Expended During Month	Expenditures to Date	% of Budget
01 2510 382 000 0000 000	Dist Ed & Telecommunications	\$0.00	\$199.26	\$798.55	0.00
01 2510 382 000 0000 001	Dist Ed & Telecommunications	\$8,000.00	\$616.90	\$2,462.12	30.78
01 2510 382 000 0000 002	Dist Ed & Telecommunications	\$5,500.00	\$228.75	\$932.26	16.95
01 2510 520 000 0000 000	Insurance	\$0.00	\$0.00	\$0.00	0.00
01 2510 531 000 0000 000	Postage	\$0.00	\$59.64	\$1,135.27	0.00
01 2510 531 000 0000 001	Postage - Oper of Business	\$6,000.00	\$335.79	\$1,227.08	20.45
01 2510 531 000 0000 002	Postage - Oper of Business	\$3,500.00	\$38.59	\$143.61	4.10
01 2510 531 000 1141 002	Postage - Oper of Business	\$0.00	\$41.99	\$41.99	0.00
01 2510 610 000 0000 000	Supplies Fiscal Services	\$0.00	\$0.00	\$676.66	0.00
01 2510 610 000 0000 001	Supplies Fiscal Services	\$1,000.00	\$0.00	\$0.00	0.00
01 2510 610 000 0000 002	Supplies Fiscal Services	\$1,000.00	\$0.00	\$0.00	0.00
01 2510 640 000 0000 001	Books & Periodicals Fiscal Services	\$0.00	\$0.00	\$0.00	0.00
01 2510 640 000 0000 002	Books & Periodicals Fiscal Services	\$0.00	\$0.00	\$0.00	0.00
01 2510 643 000 0000 000	Web/Cloud Based Software Fiscal Serv	\$0.00	\$0.00	\$0.00	0.00
01 2510 643 000 0000 001	Web/Cloud Based Software Fiscal Serv	\$1,000.00	\$0.00	\$0.00	0.00
01 2510 643 000 0000 002	Web/Cloud Based Software Fiscal Serv	\$1,000.00	\$0.00	\$0.00	0.00
01 2510 650 000 0000 001	Supplies Technology Related Fiscal Serv	\$2,250.00	\$0.00	\$0.00	0.00
01 2510 650 000 0000 002	Supplies Technology Related Fiscal Serv	\$2,250.00	\$0.00	\$0.00	0.00
01 2510 810 000 0000 001	Dues & Fees Fiscal Services	\$15,000.00	\$0.00	\$0.00	0.00
01 2510 810 000 0000 002	Dues & Fees Fiscal Services	\$15,000.00	\$0.00	\$0.00	0.00
01 2510 890 000 0000 001	Misc Exp Fiscal Services	\$0.00	\$0.00	\$0.00	0.00
<b>2510</b>	<b>Fiscal Services</b>	<b>\$122,528.00</b>	<b>\$12,832.88</b>	<b>\$58,089.66</b>	<b>47.41</b>
01 2515 352 000 0000 001	Other Professional Services	\$0.00	\$0.00	\$0.00	0.00
01 2515 520 000 0000 001	Insurance	\$0.00	\$0.00	\$0.00	0.00
01 2515 720 000 0000 001	Buildings-Acquiring Buildings & Const	\$0.00	\$0.00	\$0.00	0.00
<b>2515</b>	<b>Building &amp; Sites</b>	<b>\$0.00</b>	<b>\$0.00</b>	<b>\$0.00</b>	<b>0.00</b>
01 2590 110 000 0000 000	Reg Emp - Non-Instr - Other Office	\$0.00	\$1,457.63	\$5,158.04	0.00
01 2590 130 000 0000 000	BOARD SECRETARY SALARY-S	\$0.00	\$31.07	\$725.03	0.00
01 2590 210 000 0000 000	Group Ins - Central Services	\$0.00	\$40.42	\$161.68	0.00
01 2590 220 000 0000 000	Soc Sec - Central Services	\$0.00	\$113.90	\$450.09	0.00
01 2590 230 000 0000 000	Retirement - Central Services	\$0.00	\$94.66	\$417.77	0.00
01 2590 237 000 0000 000	Inc Retirement - Central Services	\$0.00	\$32.50	\$143.46	0.00
<b>2590</b>	<b>Central Services - Other</b>	<b>\$0.00</b>	<b>\$1,770.18</b>	<b>\$7,056.07</b>	<b>0.00</b>
01 2610 110 000 0000 000	Reg Emp - Non-Instr - Op of Bldgs	\$43,510.00	\$110.60	\$581.50	1.34
01 2610 110 000 0000 001	Reg Emp - Non-Instr - Op of Bldgs	\$116,805.00	\$8,678.23	\$36,831.49	31.53
01 2610 110 000 0000 002	Reg Emp - Non-Instr - Op of Bldgs	\$138,929.00	\$8,753.54	\$35,338.87	25.44

Account Number	Account Description	Revised Budget	Expended During Month	Expenditures to Date	% of Budget
01 2610 111 000 0000 001	Reg Emp - Teach/Prof - Op Bldgs	\$0.00	\$0.00	\$0.00	0.00
01 2610 111 000 0000 002	Reg Emp - Teach/Prof - Op Bldgs	\$0.00	\$0.00	\$0.00	0.00
01 2610 120 000 0000 002	Temp Emp - Non-Instr - Op Bldgs	\$0.00	\$155.70	\$1,110.69	0.00
01 2610 122 000 0000 001	CUSTODIAL SALARIES SUB-S	\$2,500.00	\$0.00	\$0.00	0.00
01 2610 122 000 0000 002	CUSTODIAL SALARIES SUB-E	\$1,000.00	\$0.00	\$22.77	2.28
01 2610 123 000 0000 001	CUSTODIAL SUB-S	\$0.00	\$0.00	\$0.00	0.00
01 2610 123 000 0000 002	CUSTODIAL SUB-E	\$0.00	\$0.00	\$0.00	0.00
01 2610 130 000 0000 000	Custodial Services - OT	\$0.00	\$0.00	\$0.00	0.00
01 2610 130 000 0000 001	Custodial Services - OT	\$0.00	\$1,164.25	\$2,610.62	0.00
01 2610 130 000 0000 002	Custodial Services - OT	\$0.00	\$571.85	\$2,715.33	0.00
01 2610 159 000 0000 001	CUSTODIAL COORD. STIPEND-S	\$0.00	\$0.00	\$0.00	0.00
01 2610 159 000 0000 002	CUSTODIAL COORD. STIPEND-E	\$0.00	\$0.00	\$0.00	0.00
01 2610 210 000 0000 000	Group Ins - Operation of Bldgs	\$0.00	\$20.83	\$169.40	0.00
01 2610 210 000 0000 001	Group Insurance - Non Instructional	\$24,771.00	\$2,073.78	\$8,295.12	33.49
01 2610 210 000 0000 002	Group Insurance - Non Instructional	\$38,777.00	\$3,064.36	\$12,257.44	31.61
01 2610 211 000 0000 001	CUSTODIAL HEALTH INS.-S	\$0.00	\$0.00	\$0.00	0.00
01 2610 211 000 0000 002	CUSTODIAL HEALTH INS.-E	\$0.00	\$0.00	\$0.00	0.00
01 2610 220 000 0000 000	Soc Sec - Operation of Bldgs	\$0.00	\$8.38	\$43.82	0.00
01 2610 220 000 0000 001	Social Security - Non-Instructional	\$10,277.00	\$713.15	\$2,899.42	28.21
01 2610 220 000 0000 002	Social Security - Non-Instructional	\$12,292.00	\$685.44	\$2,891.72	23.53
01 2610 221 000 0000 001	CUSTODIAL SOC. SEC.-S	\$0.00	\$0.00	\$0.00	0.00
01 2610 221 000 0000 002	CUSTODIAL SOC. SEC.-E	\$0.00	\$0.00	\$0.00	0.00
01 2610 222 000 0000 002	Soc Sec - Operation of Bldgs	\$0.00	\$0.00	\$1.74	0.00
01 2610 230 000 0000 000	Ret - Operation of Bldgs	\$0.00	\$4.57	\$39.20	0.00
01 2610 230 000 0000 001	Retirement - Non-Instructional	\$9,438.00	\$714.14	\$2,855.40	30.25
01 2610 230 000 0000 002	Retirement - Non-Instructional	\$11,439.00	\$641.96	\$2,614.70	22.86
01 2610 231 000 0000 001	CUSTODIAL RETIREMENT-S	\$0.00	\$0.00	\$0.00	0.00
01 2610 231 000 0000 002	CUSTODIAL RETIREMENT-E	\$0.00	\$0.00	\$0.00	0.00
01 2610 237 000 0000 000	Inc Ret - Operation of Bldgs	\$0.00	\$1.58	\$13.46	0.00
01 2610 237 000 0000 001	CUSTODIAL RETIREMENT-S	\$3,242.00	\$245.25	\$980.58	30.25
01 2610 237 000 0000 002	CUSTODIAL RETIREMENT-E	\$3,928.00	\$220.44	\$897.90	22.86
01 2610 290 000 0000 000	CUSTODIAL SALARIES-S	\$0.00	\$0.00	\$0.00	0.00
01 2610 290 000 0000 001	CUSTODIAL OTHER BENEFITS-S	\$700.00	\$0.00	\$540.00	77.14
01 2610 290 000 0000 002	CUSTODIAL OTHER BENEFITS-E	\$800.00	\$0.00	\$720.00	90.00
01 2610 350 000 0000 001	Technical Services - Oper of Bldgs	\$50.00	\$0.00	\$0.00	0.00
01 2610 350 000 0000 002	Technical Services - Oper of Bldgs	\$50.00	\$0.00	\$0.00	0.00

Account Number	Account Description	Revised Budget	Expended During Month	Expenditures to Date	% of Budget
01 2610 352 000 0000 001	Other Prof Services - Oper of Bldgs	\$22,000.00	\$100.00	\$1,375.00	6.25
01 2610 352 000 0000 002	Other Prof Services - Oper of Bldgs	\$22,000.00	\$100.00	\$960.00	4.36
01 2610 410 000 0000 000	Water & Sewage	\$0.00	\$344.75	\$1,870.40	0.00
01 2610 410 000 0000 001	Water & Sewage	\$20,300.00	\$321.70	\$3,685.14	18.15
01 2610 410 000 0000 002	Water & Sewage	\$14,300.00	\$1,019.60	\$3,876.27	27.11
01 2610 430 000 0000 002	Repairs & Maint Services Oper of Bldgs	\$0.00	\$0.00	\$75.00	0.00
01 2610 580 000 0000 001	Travel Trans, Meals, Hotel Custodial	\$0.00	\$0.00	\$0.00	0.00
01 2610 580 000 0000 002	Travel Trans, Meals, Hotel Custodial	\$0.00	\$0.00	\$0.00	0.00
01 2610 610 000 0000 000	Supplies Oper of Bldgs	\$0.00	\$359.99	\$359.99	0.00
01 2610 610 000 0000 001	Supplies Operation of Bldgs.	\$0.00	\$2,110.12	\$10,685.91	0.00
01 2610 610 000 0000 002	Supplies Operation of Bldgs	\$0.00	\$670.68	\$3,905.66	0.00
01 2610 620 000 0000 000	Energy	\$0.00	\$1,130.05	\$1,817.91	0.00
01 2610 620 000 0000 001	Energy	\$33,000.00	\$1,640.10	\$2,800.61	8.49
01 2610 620 000 0000 002	Energy	\$50,000.00	\$3,239.50	\$5,724.39	11.45
01 2610 622 000 0000 000	Electricity	\$0.00	\$439.58	\$2,134.74	0.00
01 2610 622 000 0000 001	Electricity	\$46,000.00	\$3,712.95	\$16,621.76	36.13
01 2610 622 000 0000 002	Electricity	\$44,000.00	\$2,794.11	\$16,518.31	37.54
<b>2610</b>	<b>Operation of Buildings</b>	<b>\$670,108.00</b>	<b>\$45,811.18</b>	<b>\$186,842.26</b>	<b>27.88</b>
01 2620 110 000 0000 000	Reg Emp - Non-Instr - Maint of Bldgs	\$0.00	\$2,236.01	\$8,944.04	0.00
01 2620 210 000 0000 000	Group Ins - Maintenance of Bldgs	\$0.00	\$19.57	\$78.28	0.00
01 2620 220 000 0000 000	Social Security - Maint of Bldgs	\$0.00	\$166.46	\$665.84	0.00
01 2620 230 000 0000 000	Ret - Maintenance of Bldgs	\$0.00	\$164.41	\$657.64	0.00
01 2620 237 000 0000 000	Inc Ret - Maintenance of Bldgs	\$0.00	\$56.46	\$225.84	0.00
01 2620 290 000 0000 000	Other Prof Services-Maint of Bldgs	\$0.00	\$15.00	\$60.00	0.00
01 2620 350 000 0000 001	Technical Services - Maint of Bldgs	\$6,500.00	\$0.00	\$1,426.00	21.94
01 2620 350 000 0000 002	Technical Services - Maint of Bldgs	\$6,500.00	\$0.00	\$0.00	0.00
01 2620 352 000 0000 000	Other Prof Services-Maint of Bldgs	\$0.00	\$204.00	\$851.36	0.00
01 2620 352 000 0000 001	Other Prof Services Maint of Bldg	\$45,000.00	\$300.00	\$6,673.50	14.83
01 2620 352 000 0000 002	Other Prof Services - Maint of Bldgs	\$40,000.00	\$336.25	\$7,932.50	19.83
01 2620 352 000 1102 001	Other Prof Services Greenhouse	\$0.00	\$0.00	\$180.00	0.00
01 2620 352 000 1190 002	Other Prof Services Maint of Bldgs	\$0.00	\$0.00	\$0.00	0.00
01 2620 420 000 0000 000	Cleaning Services Maint of Bldgs	\$0.00	\$1,200.00	\$1,200.00	0.00
01 2620 441 000 0000 001	Rentals of Land and Buildings	\$0.00	\$0.00	\$0.00	0.00
01 2620 441 000 0000 002	Rentals of Land and Buildings	\$0.00	\$0.00	\$0.00	0.00
01 2620 442 000 0000 000	Rentals of Equip & Vehicles Maint of Bld	\$200.00	\$0.00	\$0.00	0.00
01 2620 520 000 0000 000	Insurance - Maint of Bldgs	\$0.00	\$0.00	\$0.00	0.00

Account Number	Account Description	Revised Budget	Expended During Month	Expenditures to Date	% of Budget
01 2620 520 000 0000 001	Insurance - Maint of Bldg	\$40,000.00	\$0.00	\$0.00	0.00
01 2620 520 000 0000 002	Insurance - Maint of Bldg	\$40,000.00	\$0.00	\$0.00	0.00
01 2620 580 000 0000 001	Travel Trans, Meals, Hotel Maint of Bldg	\$400.00	\$0.00	\$0.00	0.00
01 2620 580 000 0000 002	Travel Trans, Meals, Hotel Maint of Bldg	\$150.00	\$0.00	\$0.00	0.00
01 2620 610 000 0000 000	Supplies Maint of Bldgs	\$0.00	\$750.00	\$783.80	0.00
01 2620 610 000 0000 001	Supplies Maint of Bldgs	\$24,000.00	\$1,633.47	\$6,477.83	26.99
01 2620 610 000 0000 002	Supplies Maint of Bldgs	\$24,000.00	\$10.33	\$3,411.40	15.09
01 2620 643 000 0000 001	Web/Cloud Based Software Maint of Bldg	\$100.00	\$0.00	\$0.00	0.00
01 2620 643 000 0000 002	Web/Cloud Based Software Maint of Bldg	\$100.00	\$0.00	\$0.00	0.00
01 2620 650 000 0000 001	Supplies Technology Maint of Bldgs	\$100.00	\$0.00	\$0.00	0.00
01 2620 650 000 0000 002	Supplies Technology Related Maint of Bld	\$100.00	\$0.00	\$0.00	0.00
01 2620 720 000 0000 001	Buildings-Acquiring Buildings & Const	\$11,000.00	\$0.00	\$0.00	0.00
01 2620 733 000 0000 001	Furniture & Fixtures (>\$5,000) Maint Bld	\$15,000.00	\$0.00	\$0.00	0.00
01 2620 733 000 0000 002	Furniture & Fixtures (>\$5,000) Maint Bld	\$15,000.00	\$0.00	\$0.00	0.00
01 2620 810 000 0000 001	Dues & Fees Maint of Bldg	\$880,000.00	\$0.00	\$0.00	0.00
01 2620 810 000 0000 002	Dues & Fees Maint of Bldg	\$0.00	\$0.00	\$0.00	0.00
01 2620 831 000 0000 001	Redemption of Principal	\$0.00	\$0.00	\$0.00	0.00
01 2620 831 000 0000 002	Redemption of Principal Maint of Bldg	\$0.00	\$0.00	\$0.00	0.00
01 2620 835 000 0000 001	Interest on Short Term Debt	\$0.00	\$0.00	\$0.00	0.00
01 2620 835 000 0000 002	Interest on Short-Term Debt	\$0.00	\$0.00	\$0.00	0.00
<b>2620</b>	<b>Maintenance of Buildings</b>	<b>\$1,148,150.00</b>	<b>\$7,091.96</b>	<b>\$39,568.03</b>	<b>3.46</b>
01 2630 420 000 0000 000	Cleaning Services - Upkeep of Grounds	\$0.00	\$0.00	\$20,485.71	0.00
01 2630 420 000 0000 001	Cleaning Services - Upkeep of Grounds	\$0.00	\$0.00	\$0.00	0.00
01 2630 420 000 0000 002	Cleaning Services - Upkeep of Grounds	\$0.00	\$0.00	\$0.00	0.00
01 2630 610 000 0000 000	Supplies Care & Upkeep of Grounds	\$0.00	\$0.00	\$3,646.72	0.00
01 2630 610 000 0000 001	Supplies Care & Upkeep of Grounds	\$27,500.00	\$0.00	\$0.00	0.00
01 2630 610 000 0000 002	Supplies Care & Upkeep of Grounds	\$25,000.00	\$0.00	\$0.00	0.00
<b>2630</b>	<b>Care &amp; Upkeep of Grounds</b>	<b>\$52,500.00</b>	<b>\$0.00</b>	<b>\$24,132.43</b>	<b>45.97</b>
01 2650 352 000 9012 001	Other Prof Services Vehicle Maint	\$50.00	\$0.00	\$0.00	0.00
01 2650 352 000 9013 002	Other Prof Services Vehicle Maint	\$50.00	\$0.00	\$0.00	0.00
01 2650 430 000 0000 001	Repairs & Maint - Vehicle Oper	\$250.00	\$0.00	\$0.00	0.00
01 2650 430 000 0000 002	Repairs & Maint - Vehicle Oper	\$200.00	\$0.00	\$0.00	0.00
01 2650 430 000 9012 001	Repairs & Maint Services #12 Cust	\$0.00	\$0.00	\$37.00	0.00
01 2650 430 000 9013 002	Repairs & Maint Services #13 Cust	\$0.00	\$0.00	\$37.00	0.00
01 2650 626 000 0000 000	Gasoline Custodial	\$0.00	\$25.00	\$25.00	0.00

Account Number	Account Description	Revised Budget	Expended During Month	Expenditures to Date	% of Budget
01 2650 626 000 0000 001	Gasoline Custodial	\$0.00	\$0.00	\$0.00	0.00
01 2650 626 000 9003 000	Gasoline - Skid Loader	\$0.00	\$0.00	\$61.76	0.00
01 2650 626 000 9003 001	Gasoline Skid Loader	\$0.00	\$0.00	\$15.81	0.00
01 2650 626 000 9012 001	Gasoline Veh Oper #12 HS PU (Cust)	\$600.00	\$70.88	\$148.97	24.83
01 2650 626 000 9013 002	Gasoline Veh Oper #13 PU (Cust)	\$400.00	\$0.00	\$0.00	0.00
01 2650 890 000 0000 001	Misc Exp Vehicle Operation	\$0.00	\$0.00	\$0.00	0.00
01 2650 890 000 0000 002	Misc Exp Vehicle Operation	\$0.00	\$0.00	\$0.00	0.00
<b>2650</b>	<b>Vehicle Operation, Maint &amp; Purchasing</b>	<b>\$1,550.00</b>	<b>\$95.88</b>	<b>\$325.54</b>	<b>21.00</b>
01 2660 350 000 0000 001	Technical Services - Security	\$0.00	\$0.00	\$0.00	0.00
01 2660 350 000 0000 002	Technical Services - Security	\$0.00	\$0.00	\$0.00	0.00
01 2660 352 000 0000 001	Other Prof Services Security	\$0.00	\$0.00	\$375.00	0.00
01 2660 352 000 0000 002	Other Prof Services Security	\$0.00	\$0.00	\$0.00	0.00
01 2660 580 000 0000 001	Travel Trans, Meals, Hotel Security	\$100.00	\$0.00	\$0.00	0.00
01 2660 580 000 0000 002	Travel Trans, Meals, Hotel Security	\$100.00	\$0.00	\$0.00	0.00
01 2660 610 000 0000 001	Supplies Security	\$0.00	\$0.00	\$0.00	0.00
01 2660 610 000 0000 002	Supplies Security	\$0.00	\$0.00	\$0.00	0.00
01 2660 643 000 0000 001	Web/Cloud Based Software Security	\$0.00	\$0.00	\$0.00	0.00
01 2660 643 000 0000 002	Web/Cloud Based Software Security	\$0.00	\$0.00	\$0.00	0.00
<b>2660</b>	<b>Security</b>	<b>\$200.00</b>	<b>\$0.00</b>	<b>\$375.00</b>	<b>187.50</b>
01 2670 330 000 0000 000	Empl Trng/Development Safety	\$0.00	\$0.00	\$60.00	0.00
01 2670 352 000 0000 000	Other Prof Services Safety	\$10,000.00	\$0.00	\$0.00	0.00
01 2670 352 000 0000 001	Other Prof Services Safety	\$0.00	\$0.00	\$300.00	0.00
01 2670 352 000 0000 002	Other Prof Services Safety	\$0.00	\$0.00	\$300.00	0.00
01 2670 580 000 0000 000	Travel Trans, Meals, Hotel Safety	\$110.00	\$0.00	\$533.04	484.58
01 2670 610 000 0000 000	Supplies Safety	\$400.00	\$0.00	\$298.50	74.63
01 2670 610 000 0000 001	Supplies Safety	\$0.00	\$0.00	\$4.08	0.00
01 2670 643 000 0000 000	Web/Cloud Based Software Safety	\$0.00	\$0.00	\$233.33	0.00
<b>2670</b>	<b>Safety</b>	<b>\$10,510.00</b>	<b>\$0.00</b>	<b>\$1,728.95</b>	<b>17.88</b>
01 2710 332 000 0000 001	Mileage Paid to Parents	\$51,000.00	\$5,892.57	\$19,341.24	37.92
01 2710 332 000 0000 002	Mileage Paid to Parents	\$53,000.00	\$6,466.92	\$18,230.53	34.40
01 2710 332 000 1190 002	Mileage Paid to Parents - PreSchool	\$500.00	\$0.00	\$0.00	0.00
01 2710 332 000 2751 001	Mileage Paid to Parents - Option	\$4,000.00	\$418.97	\$1,505.83	37.65
01 2710 332 000 2751 002	Mileage Paid to Parents - Option	\$4,000.00	\$1,225.10	\$2,848.59	71.21
01 2710 440 000 0000 001	Rentals Vehicle Operation	\$0.00	\$0.00	\$0.00	0.00
01 2710 510 000 0000 001	Student Transportation Services	\$89,000.00	\$12,239.26	\$50,140.56	56.34
01 2710 510 000 0000 002	Student Transportation Services	\$6,300.00	\$0.00	\$1,203.54	19.10

Account Number	Account Description	Revised Budget	Expended During Month	Expenditures to Date	% of Budget
01 2710 520 000 0000 001	Insurance - Vehicle Oper Reg Ed	\$0.00	\$0.00	\$0.00	0.00
01 2710 580 000 0000 001	Travel Trans, Meals, Hotel Vehicle Oper	\$0.00	\$0.00	\$0.00	0.00
01 2710 580 000 0000 002	Travel Trans, Meals, Hotel Vehicle Oper	\$0.00	\$0.00	\$0.00	0.00
01 2710 732 000 0000 001	Vehicle Acquisition Reg Ed	\$0.00	\$0.00	\$0.00	0.00
<b>2710</b>	<b>Vehicle Operation Reg Education</b>	<b>\$207,800.00</b>	<b>\$26,242.82</b>	<b>\$93,270.29</b>	<b>44.88</b>
01 2712 110 000 9001 000	Reg Emp - Non-Instr - Veh Op - SA SPED	\$0.00	\$0.00	\$0.00	0.00
01 2712 110 000 9001 002	Reg Emp - Non-Instr - Veh Op - SA SPED	\$0.00	\$0.00	\$7.57	0.00
01 2712 110 000 9009 000	Reg Emp - Non-Instr - Veh Op - SA SPED	\$15,000.00	\$0.00	\$0.00	0.00
01 2712 110 000 9018 000	Reg Emp - Non-Instr - Veh Op - SA SPED	\$0.00	\$1,867.84	\$7,452.97	0.00
01 2712 122 000 9009 000	HANDICAP VAN DRIVER SUB SAL	\$1,500.00	\$0.00	\$0.00	0.00
01 2712 130 000 9018 000	HANDICAP VAN DRIVER SAL.	\$0.00	\$222.35	\$761.61	0.00
01 2712 210 000 9009 000	Group Insurance - Non Instructional	\$5,000.00	\$0.00	\$0.00	0.00
01 2712 210 000 9018 000	Group Ins - Van Driver SPED SA	\$0.00	\$595.26	\$2,294.96	0.00
01 2712 211 000 9009 000	HANDICAP VAN DR. INSUR.	\$0.00	\$0.00	\$0.00	0.00
01 2712 220 000 9001 002	Social Security - Non Instr - SA Sped	\$0.00	\$0.00	\$0.37	0.00
01 2712 220 000 9009 000	Social Security - Non-Instructional	\$1,100.00	\$0.00	\$0.00	0.00
01 2712 220 000 9018 000	Soc Sec - Van Driver SPED SA	\$0.00	\$158.72	\$624.04	0.00
01 2712 221 000 9009 000	HANDICAP VAN DR. SOC.SEC.	\$0.00	\$0.00	\$0.00	0.00
01 2712 230 000 9001 002	Retirement - Non Instr Aides Veh SA Sped	\$0.00	\$0.00	\$0.55	0.00
01 2712 230 000 9009 000	Retirement - Non-Instructional	\$1,050.00	\$0.00	\$0.00	0.00
01 2712 230 000 9018 000	Ret - Van Driver SPED SA	\$0.00	\$153.68	\$603.99	0.00
01 2712 231 000 9009 000	HANDICAP VAN DR. RETIRE.	\$0.00	\$0.00	\$0.00	0.00
01 2712 237 000 9001 002	Incr Ret - Non Instr Aides Veh SA Sped	\$0.00	\$0.00	\$0.19	0.00
01 2712 237 000 9009 000	HANDICAP VAN DR. RETIRE	\$350.00	\$0.00	\$0.00	0.00
01 2712 237 000 9018 000	Inc Ret - Van Driver SPED SA	\$0.00	\$52.77	\$207.42	0.00
01 2712 290 000 9018 000	HANDICAP VAN DRIVER SAL.	\$0.00	\$15.00	\$60.00	0.00
01 2712 332 000 0000 001	Mileage Paid to Parents - SPED	\$6,500.00	\$322.64	\$2,379.47	36.61
01 2712 332 000 0000 002	Mileage Paid to Parents - SPED	\$1,700.00	\$0.00	\$0.00	0.00
01 2712 520 000 9018 000	Insurance SPED Vehicle 2017 Ford HC Van	\$0.00	\$0.00	\$0.00	0.00
01 2712 732 000 9018 000	Vehicle Acquisition - SPED	\$0.00	\$0.00	\$0.00	0.00
<b>2712</b>	<b>Vehicle Operation-School Age SPED</b>	<b>\$32,200.00</b>	<b>\$3,388.26</b>	<b>\$14,393.14</b>	<b>44.70</b>
01 2713 110 005 0000 002	Reg Emp - Non-Instr - Veh Op - 0-5 SPED	\$4,000.00	\$0.00	\$65.47	1.64
01 2713 110 005 9001 002	Reg Emp - Non-Instr - Veh Op - 0-5 SPED	\$0.00	\$73.63	\$337.62	0.00
01 2713 122 005 0000 002	PS SPED TRANS-OTHER SUB STAFF SALARIES	\$100.00	\$0.00	\$0.00	0.00
01 2713 130 005 0000 002	PS SPED TRANS-OTHER STAFF SALARIES	\$0.00	\$0.00	\$0.00	0.00

Account Number	Account Description	Revised Budget	Expended During Month	Expenditures to Date	% of Budget
01 2713 130 005 9001 002	PS SPED TRANS-OTHER STAFF SALARIES	\$0.00	\$0.00	\$0.00	0.00
01 2713 211 005 0000 002	PS SPED TRANS-HEALTH INSURANCE	\$0.00	\$0.00	\$0.00	0.00
01 2713 220 005 0000 002	Soc Sect - Van Driver SPED Below 5	\$0.00	\$0.00	\$2.27	0.00
01 2713 220 005 9001 002	Social Security	\$0.00	\$2.90	\$17.82	0.00
01 2713 221 005 0000 002	PS SPED TRANS-SOCIAL SECURITY	\$300.00	\$0.00	\$0.00	0.00
01 2713 230 005 0000 002	Rett - Van Driver SPED Below 5	\$0.00	\$0.00	\$4.81	0.00
01 2713 230 005 9001 002	Retirement - Non Inst Van SPED 3-5	\$0.00	\$5.41	\$24.82	0.00
01 2713 231 005 0000 002	PS SPED TRANS-RETIREMENT	\$275.00	\$0.00	\$0.00	0.00
01 2713 237 005 0000 002	PS SPED TRANS-RETIREMENT 1%	\$100.00	\$0.00	\$1.65	1.65
01 2713 237 005 9001 002	Vehicle Operation - Retirement SPED 0-5	\$0.00	\$1.86	\$8.53	0.00
<b>2713</b>	<b>Vehicle Operation-Below Age 5 SPED</b>	<b>\$4,775.00</b>	<b>\$83.80</b>	<b>\$462.99</b>	<b>9.70</b>
01 2730 352 000 0000 001	Other Prof Services Vehicle Maint	\$500.00	\$0.00	\$0.00	0.00
01 2730 430 000 0000 000	Repairs & Maint Services Reg Ed Vehicles	\$0.00	\$0.00	\$50.69	0.00
01 2730 430 000 9004 000	Repairs & Maint Services '04Ford Van	\$720.00	\$0.00	\$0.00	0.00
01 2730 430 000 9005 000	Repairs & Maint Services '05 Chevy	\$720.00	\$0.00	\$595.80	82.75
01 2730 430 000 9007 000	Repairs & Maint Services '07 Chevy Van	\$720.00	\$0.00	\$0.00	0.00
01 2730 430 000 9011 000	Repairs & Maint Services '11 Ford Van	\$720.00	\$0.00	\$598.00	83.06
01 2730 430 000 9016 000	Repairs & Maint Services 2016 Dodge Van	\$0.00	\$0.00	\$537.87	0.00
01 2730 610 000 0000 000	Supplies Van Maint	\$0.00	\$35.32	\$297.80	0.00
01 2730 626 000 0000 000	Gasoline Discount	\$0.00	\$123.37	\$50.89	0.00
01 2730 626 000 0000 001	Gasoline Discount	\$0.00	(\$29.28)	(\$29.28)	0.00
01 2730 626 000 9005 001	Gasoline 05 Chevy Van	\$0.00	\$151.15	\$278.30	0.00
01 2730 626 000 9007 000	Gasoline #7	\$0.00	\$0.00	\$0.00	0.00
01 2730 626 000 9007 001	Gasoline #7	\$0.00	\$0.00	\$60.22	0.00
01 2730 626 000 9009 000	Gasoline #9	\$1,100.00	\$0.00	\$27.00	2.45
01 2730 626 000 9010 000	Gasoline #10	\$1,100.00	\$0.00	\$58.54	5.32
01 2730 626 000 9010 001	Gasoline #10	\$0.00	\$155.71	\$297.29	0.00
01 2730 626 000 9010 002	Gasoline #10	\$0.00	\$7.06	\$7.06	0.00
01 2730 626 000 9011 000	Gasoline #11	\$0.00	\$0.00	\$85.71	0.00
01 2730 626 000 9011 001	Gasoline #11	\$1,100.00	\$56.25	\$678.02	61.64
01 2730 626 000 9011 002	Gasoline #11	\$0.00	\$0.00	\$21.90	0.00
01 2730 626 000 9014 001	Gasoline #14	\$1,100.00	\$45.21	\$860.99	78.27
01 2730 626 000 9015 000	Gasoline #15	\$1,200.00	\$125.54	\$260.21	21.68
01 2730 626 000 9015 001	Gasoline #15	\$1,100.00	\$33.77	\$224.26	20.39
01 2730 626 000 9015 002	Gasoline #15	\$1,100.00	\$0.00	\$173.39	15.76
01 2730 626 000 9016 000	Gasoline #16	\$1,200.00	\$0.00	\$204.30	17.03

Account Number	Account Description	Revised Budget	Expended During Month	Expenditures to Date	% of Budget
01 2730 626 000 9016 001	Gasoline #16	\$1,100.00	\$205.99	\$379.80	34.53
01 2730 626 000 9016 002	Gasoline #16	\$1,100.00	\$23.31	\$126.80	11.53
01 2730 626 000 9017 000	Gasoline #17	\$1,200.00	\$0.00	\$0.00	0.00
01 2730 626 000 9017 001	Gasoline #17	\$1,200.00	\$114.88	\$885.70	73.81
01 2730 626 000 9017 002	Gasoline 2016 Chevy Van	\$0.00	\$0.00	\$16.80	0.00
01 2730 890 000 0000 000	Misc Exp Vehicle Servicing & Maint	\$0.00	\$0.00	\$50.69	0.00
01 2730 890 000 0000 001	Misc Exp - Vehicle Servicing & Maint	\$0.00	\$0.00	\$0.00	0.00
01 2730 890 000 0000 002	Misc Exp Vehicle Maint	\$0.00	\$0.00	\$0.00	0.00
01 2730 890 000 9010 000	Misx Exp Vehicle Maint	\$0.00	\$0.00	\$0.00	0.00
01 2730 890 000 9015 000	Misx Exp Vehicle Maint	\$0.00	\$0.00	\$0.00	0.00
<b>2730</b>	<b>Vehicle Servicing &amp; Maint Reg Ed</b>	<b>\$16,980.00</b>	<b>\$1,048.28</b>	<b>\$6,798.75</b>	<b>40.04</b>
01 2732 430 000 9008 000	Repairs & Maint Services '08 Chevy Van	\$720.00	\$0.00	\$0.00	0.00
01 2732 430 000 9018 000	Repairs & Maint Services #18 HC Van	\$0.00	\$0.00	\$0.00	0.00
01 2732 626 000 9008 000	Gasoline	\$750.00	\$0.00	\$312.36	41.65
01 2732 626 000 9008 001	Gasoline 2008 Chevy Van	\$0.00	\$96.05	\$126.13	0.00
01 2732 626 000 9018 000	Gasoline	\$3,650.00	\$237.10	\$1,036.15	28.39
01 2732 890 000 9018 000	Misc Exp HC Van	\$900.00	\$0.00	\$17.16	1.91
<b>2732</b>	<b>Vehicle Servicing &amp; Maint SPED SA</b>	<b>\$6,020.00</b>	<b>\$333.15</b>	<b>\$1,491.80</b>	<b>24.78</b>
01 2733 352 005 9001 002	Other Prof Services Vehicle Oper Bus	\$50.00	\$0.00	\$0.00	0.00
01 2733 430 005 9001 000	Repairs & Maint Services '00 Mini Bus	\$0.00	\$0.00	\$0.00	0.00
01 2733 430 005 9001 002	Repairs & Maint - Mini Bus	\$700.00	\$0.00	\$0.00	0.00
01 2733 626 005 9001 002	Gasoline	\$700.00	\$47.50	\$92.18	13.17
01 2733 890 005 9001 002	Misc Exp Vehicle Maint SPED 3-5	\$50.00	\$0.00	\$0.00	0.00
<b>2733</b>	<b>Vehicle Servicing &amp; Maint SPED 0-5</b>	<b>\$1,500.00</b>	<b>\$47.50</b>	<b>\$92.18</b>	<b>6.15</b>
01 3300 110 000 1744 002	Reg Emp - Non-Instr - Comm Servs Op	\$0.00	\$0.00	\$5,590.12	0.00
01 3300 220 000 1744 002	Reg Emp - Non-Instr - Comm Op	\$0.00	\$0.00	\$427.64	0.00
01 3300 230 000 1744 002	Ret - Non Instr Aides Comm Op	\$0.00	\$0.00	\$181.39	0.00
01 3300 237 000 1744 002	Inc Ret - Non Instr Aides Comm Op	\$0.00	\$0.00	\$62.29	0.00
01 3300 330 000 1744 002	Emp Trng & Dev Services Dev Eagles	\$0.00	\$140.00	\$140.00	0.00
01 3300 350 000 1744 002	Technical Services Dev Eagles	\$0.00	\$47.00	\$47.00	0.00
01 3300 580 000 1744 002	Trans, Meals, Hotel Dev Eagles	\$0.00	\$375.07	\$375.07	0.00
01 3300 610 000 1744 002	Supplies Dev Eagles	\$0.00	\$461.58	\$461.58	0.00
<b>3300</b>	<b>Community Services Operations</b>	<b>\$0.00</b>	<b>\$1,023.65</b>	<b>\$7,285.09</b>	<b>0.00</b>
01 3535 111 000 0000 001	Reg Emp - Teach/Prof - HAL	\$0.00	\$0.00	\$0.00	0.00
01 3535 111 000 0000 002	Reg Emp - Teach/Prof - HAL	\$5,900.00	(\$484.19)	\$5,984.10	101.43
01 3535 211 000 0000 001	HAL HEALTH INSURANCE-E	\$0.00	\$0.00	\$0.00	0.00

Account Number	Account Description	Revised Budget	Expended During Month	Expenditures to Date	% of Budget
01 3535 211 000 0000 002	HAL HEALTH INSURANCE-E	\$150.00	(\$4.33)	\$56.51	37.67
01 3535 221 000 0000 001	HAL SOC. SEC. - S	\$0.00	\$0.00	\$0.00	0.00
01 3535 221 000 0000 002	HAL SOC. SEC. - E	\$400.00	(\$37.04)	\$483.32	120.83
01 3535 231 000 0000 001	HAL RETIREMENT-S	\$0.00	\$0.00	\$0.00	0.00
01 3535 231 000 0000 002	HAL RETIREMENT-E	\$400.00	(\$35.60)	\$464.54	116.14
01 3535 237 000 0000 001	HAL RETIREMENT-S	\$0.00	\$0.00	\$0.00	0.00
01 3535 237 000 0000 002	HAL RETIREMENT-E	\$150.00	(\$12.23)	\$159.53	106.35
01 3535 281 000 0000 001	HAL-HSA Deduction-SEC.	\$0.00	\$0.00	\$0.00	0.00
<b>3535</b>	<b>High Ability Learners</b>	<b>\$7,000.00</b>	<b>(\$573.39)</b>	<b>\$7,148.00</b>	<b>102.11</b>
01 3551 610 000 0000 001	Supplies ReVISION Gr	\$50,000.00	\$0.00	\$0.00	0.00
<b>3551</b>	<b>ReVISION Action Grant</b>	<b>\$50,000.00</b>	<b>\$0.00</b>	<b>\$0.00</b>	<b>0.00</b>
01 4700 352 000 0000 001	Other Prof Services Bldg Improv	\$0.00	\$0.00	\$12,599.00	0.00
01 4700 420 000 0000 001	Cleaning Services-Bldg Improv	\$0.00	\$0.00	\$0.00	0.00
01 4700 450 000 0000 001	Bldg Improv Construction Services	\$0.00	\$0.00	\$211,082.52	0.00
01 4700 520 000 0000 001	Insurance - Building Improvements	\$0.00	\$0.00	\$0.00	0.00
01 4700 610 000 0000 001	Supplies Bldg Improvements	\$0.00	\$0.00	\$0.00	0.00
01 4700 720 000 0000 001	Buildings-Acquiring Buildings & Const	\$0.00	\$0.00	\$0.00	0.00
01 4700 831 000 0000 001	Redemption of Principal Bldg Improv	\$0.00	\$0.00	\$420,000.00	0.00
01 4700 832 000 0000 001	Interest on Long-Term Debt	\$0.00	\$0.00	\$11,368.75	0.00
01 4700 833 000 0000 001	Other Debt-Related Costs	\$0.00	\$0.00	\$200.00	0.00
<b>4700</b>	<b>Building Improvements</b>	<b>\$0.00</b>	<b>\$0.00</b>	<b>\$655,250.27</b>	<b>0.00</b>
01 6200 111 000 0000 002	Reg Emp - Teach/Prof - Title I Pt A ESSA	\$100,000.00	\$5,059.67	\$20,238.68	20.24
01 6200 211 000 0000 002	TITLE I HEALTH INS - E	\$24,000.00	\$1,602.27	\$6,409.08	26.70
01 6200 221 000 0000 002	TITLE I SOCIAL SECURITY - E	\$7,000.00	\$383.06	\$1,532.24	21.89
01 6200 231 000 0000 002	TITLE I RETIREMENT - E	\$7,000.00	\$372.02	\$1,488.08	21.26
01 6200 237 000 0000 002	TITLE I RETIREMENT 1%- E	\$2,000.00	\$127.76	\$511.04	25.55
01 6200 350 000 0000 002	Technical Services - Title IA	\$0.00	\$0.00	\$0.00	0.00
01 6200 580 000 0000 002	Travel Trans, Meals, Hotel Title IA	\$0.00	\$0.00	\$0.00	0.00
01 6200 610 000 0000 002	Supplies Title IA	\$0.00	\$0.00	\$0.00	0.00
01 6200 610 000 1195 002	Supplies Title IA St Marys	\$0.00	\$0.00	\$2,234.13	0.00
01 6200 643 000 0000 002	Web/Cloud Based Software Title I	\$0.00	\$0.00	\$0.00	0.00
01 6200 643 000 1195 002	Web/Cloud Based Software Title I SM	\$0.00	\$0.00	\$0.00	0.00
01 6200 650 000 0000 002	Supplies Technology Related Title I	\$20,000.00	\$0.00	\$0.00	0.00
<b>6200</b>	<b>Title I, Part A ESSA</b>	<b>\$160,000.00</b>	<b>\$7,544.78</b>	<b>\$32,413.25</b>	<b>20.26</b>
01 6210 159 000 0000 002	Stipends Title I Acct	\$4,000.00	\$0.00	\$0.00	0.00
01 6210 211 000 0000 002	Group Insurance Title I Acct	\$250.00	\$0.00	\$0.00	0.00

Account Number	Account Description	Revised Budget	Expended During Month	Expenditures to Date	% of Budget
01 6210 221 000 0000 002	Social Security Title I Acct	\$350.00	\$0.00	\$0.00	0.00
01 6210 231 000 0000 002	Retirement Title I Acct	\$300.00	\$0.00	\$0.00	0.00
01 6210 237 000 0000 002	Increased Retirement Title I Acct	\$100.00	\$0.00	\$0.00	0.00
01 6210 580 000 0000 002	Travel Trans, Meals, Hotel Title IA Acct	\$9,000.00	\$0.00	\$0.00	0.00
<b>6210</b>	<b>Title I, Part A Accountability</b>	<b>\$14,000.00</b>	<b>\$0.00</b>	<b>\$0.00</b>	<b>0.00</b>
01 6310 111 000 0000 002	Reg Emp - Teach/Prof - Title II-A ESSA	\$0.00	\$0.00	\$0.00	0.00
01 6310 151 000 0000 001	TITLE IIA SALARIES-E	\$0.00	\$0.00	\$273.00	0.00
01 6310 151 000 0000 002	TITLE IIA SALARIES-E	\$0.00	\$0.00	\$2,394.00	0.00
01 6310 159 000 0000 001	TITLE IIA STIPENDS-S	\$0.00	\$0.00	\$0.00	0.00
01 6310 159 000 0000 002	TITLE IIA STIPENDS-E	\$0.00	\$0.00	\$0.00	0.00
01 6310 211 000 0000 002	TITLE IIA HEALTH INS-E	\$0.00	\$0.00	\$0.00	0.00
01 6310 221 000 0000 001	TITLE IIA SOC SEC-S	\$0.00	\$0.00	\$20.85	0.00
01 6310 221 000 0000 002	TITLE IIA SOC SEC-E	\$0.00	\$0.00	\$183.17	0.00
01 6310 231 000 0000 001	TITLE IIA RETIREMENT-S	\$0.00	\$0.00	\$20.07	0.00
01 6310 231 000 0000 002	TITLE IIA RETIREMENT-E	\$0.00	\$0.00	\$176.03	0.00
01 6310 237 000 0000 001	TITLE IIA RETIREMENT-S	\$0.00	\$0.00	\$6.88	0.00
01 6310 237 000 0000 002	TITLE IIA RETIREMENT-E	\$0.00	\$0.00	\$60.45	0.00
01 6310 330 000 0000 000	Employee Training & Development Services	\$0.00	\$0.00	\$100.00	0.00
01 6310 330 000 0000 001	Employee Training & Development Services	\$0.00	\$0.00	\$250.00	0.00
01 6310 330 000 0000 002	Employee Training & Development Services	\$10,750.00	\$40.00	\$60.00	0.56
01 6310 330 000 1108 002	Employee Trng & Devt Services Band	\$0.00	\$0.00	\$0.00	0.00
01 6310 330 000 1141 001	Employee Trng & Develop Services Music	\$0.00	\$0.00	\$0.00	0.00
01 6310 330 000 1141 002	Employee Trng & Devt Services Music	\$0.00	\$0.00	\$100.00	0.00
01 6310 330 000 1195 001	Employee Trng Title IIA St. Marys	\$0.00	\$0.00	\$205.00	0.00
01 6310 330 000 1195 002	Employee Trng/Dev Services St. Marys	\$0.00	\$0.00	\$0.00	0.00
01 6310 333 000 0000 000	Mileage Paid to Staff Title IIA	\$0.00	\$395.12	\$1,473.67	0.00
01 6310 333 000 0000 001	Mileage Paid to Staff Title IIA	\$0.00	\$0.00	\$172.76	0.00
01 6310 333 000 0000 002	Mileage Paid to Staff Title IIA	\$0.00	\$0.00	\$1,171.74	0.00
01 6310 333 000 1195 000	Mileage Paid to Staff St Marys Title IIA	\$0.00	\$85.02	\$170.04	0.00
01 6310 333 000 1195 002	Mileage Paid to Staff Title IIA SM	\$0.00	\$0.00	\$186.39	0.00
01 6310 350 000 0000 001	Technical Services - Title IIA	\$0.00	\$0.00	\$0.00	0.00
01 6310 350 000 0000 002	Technical Services - Title IIA	\$0.00	\$0.00	\$0.00	0.00
01 6310 580 000 0000 000	Travel Trans, Meals, Hotel Title IIA	\$0.00	\$0.00	\$172.86	0.00
01 6310 580 000 0000 001	Travel Trans, Meals, Hotel Title IIA	\$9,000.00	\$0.00	\$243.36	2.70
01 6310 580 000 0000 002	Travel Trans, Meals, Hotel Title IIA	\$9,000.00	\$0.00	\$953.57	10.60
01 6310 580 000 1108 001	Travel Trans Meals Hotel Title IIA Band	\$0.00	\$448.45	\$448.45	0.00

Account Number	Account Description	Revised Budget	Expended During Month	Expenditures to Date	% of Budget
01 6310 580 000 1141 001	Travel Trans Meals Hotel Title IIA Music	\$0.00	\$345.82	\$345.82	0.00
01 6310 580 000 1141 002	Travel Trans Meals Hotel Title IIA Music	\$0.00	\$452.15	\$452.15	0.00
01 6310 580 000 1148 001	Travel Trans, Meals, Hotel Title IIA Sci	\$0.00	\$0.00	\$0.00	0.00
01 6310 580 000 1190 002	Travel Trans, Meals, Hotel Title IIA PK	\$0.00	\$0.00	\$0.00	0.00
01 6310 580 000 1195 002	TravelTrans, Meals, Hotel Title IIA SM	\$0.00	\$0.00	\$3.26	0.00
01 6310 610 000 0000 001	Supplies Title IIA	\$0.00	\$0.00	\$0.00	0.00
01 6310 610 000 0000 002	Supplies Title IIA	\$0.00	\$0.00	\$0.00	0.00
01 6310 610 000 1195 000	Supplies Title IIA St. Marys	\$0.00	\$93.80	\$93.80	0.00
01 6310 643 000 0000 002	Web/Cloud Based Software Title IIA	\$0.00	\$0.00	\$0.00	0.00
<b>6310</b>	<b>Title II, Part A ESSA</b>	<b>\$28,750.00</b>	<b>\$1,860.36</b>	<b>\$9,737.32</b>	<b>33.87</b>
01 6315 123 000 0000 001	TITLE IIB MATH/SCI SUB SALARY-S	\$0.00	\$0.00	\$0.00	0.00
01 6315 159 000 0000 001	TITLE IIB MATH/SCI STIPENDS-S	\$0.00	\$0.00	\$0.00	0.00
01 6315 221 000 0000 001	TITLE IIB MATH/SCI SOC SEC-S	\$0.00	\$0.00	\$0.00	0.00
01 6315 231 000 0000 001	TITLE IIB MATH/SCI RETIREMENT-S	\$0.00	\$0.00	\$0.00	0.00
01 6315 237 000 0000 001	TITLE IIB MATH/SCI RETIREMENT-S	\$0.00	\$0.00	\$0.00	0.00
01 6315 580 000 0000 001	Travel Trans, Meals, Hotel Title IIB	\$0.00	\$0.00	\$0.00	0.00
<b>6315</b>	<b>Title II, Part B: Math &amp; Science</b>	<b>\$0.00</b>	<b>\$0.00</b>	<b>\$0.00</b>	<b>0.00</b>
01 6404 111 000 0000 002	Reg Emp - Teach/Prof - IDEA-B - B-4	\$0.00	\$0.00	\$0.00	0.00
01 6404 111 002 0000 002	Reg Emp - Teach/Prof - IDEA-B - B-2	\$2,000.00	\$600.21	\$5,456.46	272.82
01 6404 111 005 0000 002	Reg Emp - Teach/Prof - IDEA-B - 3-5	\$27,000.00	\$2,400.83	\$14,270.00	52.85
01 6404 112 005 0000 002	Reg Emp - Instr Aides - IDEA-B - 3-5	\$10,000.00	\$0.00	\$1,193.06	11.93
01 6404 122 000 0000 002	PS SUB AIDES SALARIES	\$0.00	\$0.00	\$0.00	0.00
01 6404 123 000 0000 002	Temp Emp - Teach/Prof - Sub - IDEA-B	\$0.00	\$0.00	\$0.00	0.00
01 6404 123 002 0000 002	Temp Emp - Teach/Prof - Sub - IDEA-B B-2	\$100.00	\$21.88	\$46.88	46.88
01 6404 123 005 0000 002	Temp Emp - Teach/Prof - Sub - IDEA-B 3-5	\$100.00	\$87.49	\$187.49	187.49
01 6404 150 002 0000 002	TRANSLATOR SALARIES-B-2	\$0.00	\$0.00	\$0.00	0.00
01 6404 150 005 0000 002	TRANSLATOR SALARIES-3-5	\$0.00	\$0.00	\$0.00	0.00
01 6404 159 002 0000 002	PRESCHOOL STIPENDS	\$0.00	\$0.00	\$0.00	0.00
01 6404 159 005 0000 002	PRESCHOOL STIPENDS	\$0.00	\$0.00	\$0.00	0.00
01 6404 211 000 0000 002	PRESCHOOL-HEALTH INS	\$0.00	\$0.00	\$0.00	0.00
01 6404 211 002 0000 002	PRESCHOOL-HEALTH INS B-2	\$1,000.00	\$200.28	\$1,922.70	192.27
01 6404 211 005 0000 002	PRESCHOOL-HEALTH INS 3-5	\$12,000.00	\$801.14	\$4,486.38	37.39
01 6404 212 000 0000 002	Group Insurance - Instructional Aides	\$0.00	\$0.00	\$0.00	0.00
01 6404 221 000 0000 002	PRESCHOOL SOCIAL SECURITY	\$0.00	\$0.00	\$0.00	0.00
01 6404 221 002 0000 002	PRESCHOOL SOCIAL SECURITY- B-2	\$200.00	\$45.42	\$406.96	203.48
01 6404 221 005 0000 002	PRESCHOOL SOCIAL SECURITY- 3-5	\$2,500.00	\$181.66	\$1,051.48	42.06

Account Number	Account Description	Revised Budget	Expended During Month	Expenditures to Date	% of Budget
01 6404 222 005 0000 002	Soc Sec IDEA Part B	\$0.00	\$0.00	\$91.27	0.00
01 6404 223 002 0000 002	Social Security - SPED - Subs B-2 PS	\$0.00	\$1.68	\$3.60	0.00
01 6404 223 005 0000 002	Social Security - SPED - Subs 3-5 PS	\$0.00	\$6.69	\$14.35	0.00
01 6404 231 000 0000 002	PRESCHOOL RETIREMENT	\$0.00	\$0.00	\$0.00	0.00
01 6404 231 002 0000 002	PRESCHOOL RETIREMENT B-2	\$500.00	\$44.13	\$401.18	80.24
01 6404 231 005 0000 002	PRESCHOOL RETIREMENT 3-5	\$3,000.00	\$176.53	\$1,049.24	34.97
01 6404 237 000 0000 002	PRESCHOOL RETIREMENT 1%	\$0.00	\$0.00	\$0.00	0.00
01 6404 237 002 0000 002	PRESCHOOL RETIREMENT 1% B-2	\$500.00	\$15.16	\$137.80	27.56
01 6404 237 005 0000 002	PRESCHOOL RETIREMENT 1% 3-5	\$1,100.00	\$60.62	\$360.32	32.76
01 6404 320 002 0000 002	Professional Educational Services B-2	\$5,500.00	\$0.00	\$779.25	14.17
01 6404 320 005 0000 002	Professional Educational Services 3-5	\$5,750.00	\$0.00	\$966.70	16.81
01 6404 333 002 0000 002	Mileage Paid to Staff	\$0.00	\$0.00	\$0.00	0.00
01 6404 340 000 0000 002	Other Prof Services - IDEA (B-4)	\$0.00	\$0.00	\$0.00	0.00
01 6404 340 002 0000 002	Other Prof Services - IDEA (B-2)	\$0.00	\$0.00	\$0.00	0.00
01 6404 340 005 0000 002	Other Prof Services - IDEA (3-5)	\$0.00	\$0.00	\$0.00	0.00
01 6404 580 000 0000 002	Travel Trans, Meals, Hotel IDEA B-4	\$0.00	\$0.00	\$0.00	0.00
01 6404 580 002 0000 002	Travel Trans, Meals, Hotel IDEA B-2	\$0.00	\$0.00	\$0.00	0.00
01 6404 580 005 0000 002	Travel Trans, Meals, Hotel IDEA 3-5	\$0.00	\$0.00	\$0.00	0.00
01 6404 591 002 0000 002	Services Purchased from ESU/Sch Dist	\$0.00	\$0.00	\$1,250.00	0.00
01 6404 591 005 0000 002	Services Purchased from ESU/Sch Dist	\$0.00	\$0.00	\$330.00	0.00
01 6404 610 000 0000 002	Supplies IDEA Part B (611) B-4	\$0.00	\$0.00	\$0.00	0.00
01 6404 610 005 0000 002	Supplies IDEA Part B (611) 3-5	\$0.00	\$0.00	\$0.00	0.00
<b>6404</b>	<b>IDEA Part B (611) Base Birth to 4</b>	<b>\$71,250.00</b>	<b>\$4,643.72</b>	<b>\$34,405.12</b>	<b>48.29</b>
01 6406 340 000 0000 002	Other Prof Services - IDEA (3-4)	\$3,000.00	\$0.00	\$0.00	0.00
<b>6406</b>	<b>IDEA Preschool (619) Ages 3-4</b>	<b>\$3,000.00</b>	<b>\$0.00</b>	<b>\$0.00</b>	<b>0.00</b>
01 6410 111 000 0000 002	Reg Emp - Teach/Prof - IDEA-E/P	\$0.00	\$0.00	\$7,539.34	0.00
01 6410 111 002 0000 002	Reg Emp - Teach/Prof - IDEA-E/P - B-2	\$18,000.00	\$1,527.81	\$3,036.79	16.87
01 6410 111 005 0000 002	Reg Emp - Teach/Prof - IDEA-E/P - 3-5	\$28,000.00	\$2,333.34	\$4,666.68	16.67
01 6410 112 005 0000 002	Reg Emp - Instr Aides - IDEA E/P - 3-5	\$30,000.00	\$473.11	\$1,077.46	3.59
01 6410 122 000 0000 002	IDEA E/P SUB SALARIES-PS	\$0.00	\$0.00	\$0.00	0.00
01 6410 123 000 0000 002	Temp Emp - Teach/Prof - Sub - IDEA E/P	\$0.00	\$0.00	\$50.00	0.00
01 6410 123 002 0000 002	Temp Emp - Teach/Prof - Sub - IDEA E/P	\$0.00	\$0.00	\$122.50	0.00
01 6410 123 005 0000 002	SUBSTITUTE OR TEMPORARY SALARIES (3-5)	\$0.00	\$0.00	\$0.00	0.00
01 6410 150 002 0000 002	IDEA E/P- Non Instr Add'l Salaries B-2	\$0.00	\$0.00	\$0.00	0.00
01 6410 150 005 0000 002	TRANSLATOR SALARIES (3-5)	\$0.00	\$0.00	\$0.00	0.00
01 6410 151 002 0000 002	IDEA E/P - Add'l Comp Teach/Prof	\$0.00	\$0.00	\$0.00	0.00

Account Number	Account Description	Revised Budget	Expended During Month	Expenditures to Date	% of Budget
01 6410 151 005 0000 002	IDEA E/P - Add'l Comp Teach/Prof	\$0.00	\$0.00	\$0.00	0.00
01 6410 159 002 0000 002	IDEA E/P REGULAR STIPENDS B-2	\$0.00	\$0.00	\$0.00	0.00
01 6410 159 005 0000 002	IDEA E/P REGULAR STIPENDS 3-5	\$0.00	\$0.00	\$0.00	0.00
01 6410 211 000 0000 002	IDEA E/P HEALTH INSURANCE-E	\$10,000.00	\$0.00	\$3,204.54	32.05
01 6410 211 002 0000 002	IDEA E/P HEALTH INSURANCE (B-2)	\$7,000.00	\$560.79	\$1,121.59	16.02
01 6410 211 005 0000 002	IDEA E/P HEALTH INSURANCE (3-5	\$7,500.00	\$640.91	\$1,281.82	17.09
01 6410 212 005 0000 002	Group Insurance - Instructional Aides	\$0.00	\$0.00	\$0.00	0.00
01 6410 220 002 0000 002	IDEA E/P FICA - Non Instructional	\$0.00	\$0.00	\$0.00	0.00
01 6410 221 000 0000 002	IDEA E/P SOCIAL SECURITY-E	\$3,000.00	\$0.00	\$484.06	16.14
01 6410 221 002 0000 002	IDEA E/P FICA B-2	\$3,000.00	\$112.62	\$223.82	7.46
01 6410 221 005 0000 002	IDEA E/P FICA 3-5	\$6,000.00	\$162.42	\$324.84	5.41
01 6410 222 005 0000 002	Social Security - Instructional Aides	\$0.00	\$36.19	\$82.42	0.00
01 6410 223 000 0000 002	Social Security - Substitute Teachers	\$0.00	\$0.00	\$3.82	0.00
01 6410 223 002 0000 002	Social Security - Subs - B-2 PS	\$0.00	\$0.00	\$9.34	0.00
01 6410 230 002 0000 002	IDEA E/P Ret-Non Instruct B-2	\$0.00	\$0.00	\$0.00	0.00
01 6410 230 005 0000 002	Retirement - Non-Instructional	\$0.00	\$0.00	\$0.00	0.00
01 6410 231 000 0000 002	IDEA E/P Retirement	\$3,000.00	\$0.00	\$554.36	18.48
01 6410 231 002 0000 002	IDEA E/P Retirement B-2	\$2,000.00	\$112.33	\$223.29	11.16
01 6410 231 005 0000 002	IDEA E/P Retirement 3-5	\$3,500.00	\$171.56	\$343.12	9.80
01 6410 232 005 0000 002	Retirement - Instructional Aides	\$0.00	\$0.00	\$0.00	0.00
01 6410 237 000 0000 002	IDEA E/P Increased Retirement	\$0.00	\$0.00	\$190.36	0.00
01 6410 237 002 0000 002	IDEA E/P Increased Retirement B-2	\$0.00	\$38.58	\$76.68	0.00
01 6410 237 005 0000 002	IDEA E/P Increased Retirement 3-5	\$0.00	\$58.92	\$117.84	0.00
01 6410 281 005 0000 002	IDEA ENROLLMENT/POVERTY - HSA Deduction	\$0.00	\$0.00	\$0.00	0.00
01 6410 320 002 0000 002	Prof Educational Services IDEA (B-2)	\$0.00	\$1,827.98	\$3,538.56	0.00
01 6410 320 005 0000 002	Prof Educational Services IDEA (3-5)	\$0.00	\$1,577.61	\$1,989.29	0.00
01 6410 340 000 0000 001	Other Prof Services - IDEA E/P	\$0.00	\$0.00	\$0.00	0.00
01 6410 340 000 0000 002	Other Prof Services - IDEA E/P	\$0.00	\$0.00	\$0.00	0.00
01 6410 340 002 0000 002	Other Professional Services B-2 SPED	\$0.00	\$0.00	\$0.00	0.00
01 6410 340 005 0000 002	Other Professional Services 3-5 SPED	\$0.00	\$0.00	\$0.00	0.00
01 6410 580 002 0000 002	Travel Trans, Meals, Hotel IDEA E/P B-2	\$0.00	\$0.00	\$0.00	0.00
01 6410 580 005 0000 002	Travel Trans, Meals, Hotel IDEA E/P 3-5	\$0.00	\$0.00	\$0.00	0.00
01 6410 591 002 0000 002	Services Purchased from ESU B-2	\$0.00	\$500.00	\$500.00	0.00
01 6410 591 005 0000 002	Services Purchased from ESU 3-5	\$0.00	\$0.00	\$0.00	0.00
<b>6410</b>	<b>IDEA Enrollment/Poverty (611)</b>	<b>\$121,000.00</b>	<b>\$10,134.17</b>	<b>\$30,762.52</b>	<b>25.42</b>
01 6412 111 000 0000 002	Reg Emp - Teach/Prof - IDEA-B Prop Share	\$11,000.00	\$392.87	\$780.90	7.10

Account Number	Account Description	Revised Budget	Expended During Month	Expenditures to Date	% of Budget
01 6412 112 000 0000 002	Reg Emp - Instr Aides - IDEA-B - Prop Sh	\$3,316.00	\$0.00	\$0.00	0.00
01 6412 123 000 0000 002	NON PUBLIC SUB SALARIES-E	\$150.00	\$0.00	\$31.50	21.00
01 6412 159 000 0000 002	NON PUBLIC STIPENDS - E	\$0.00	\$0.00	\$0.00	0.00
01 6412 211 000 0000 002	NON PUBLIC HEALTH INS-E	\$3,500.00	\$144.21	\$288.41	8.24
01 6412 221 000 0000 002	NON PUBLIC SOC SEC-E	\$775.00	\$28.96	\$57.55	7.43
01 6412 223 000 0000 002	NON PUBLIC SUB SALARIES-E	\$0.00	\$0.00	\$2.42	0.00
01 6412 231 000 0000 002	NON PUBLIC RETIREMENT-E	\$775.00	\$28.89	\$57.42	7.41
01 6412 237 000 0000 002	NON PUBLIC RETIREMENT 1%-E	\$300.00	\$9.92	\$19.72	6.57
01 6412 320 000 0000 002	Professional Educational Services	\$0.00	\$471.97	\$1,518.95	0.00
01 6412 340 000 0000 002	Other Prof Services - IDEA Prop Share	\$0.00	\$0.00	\$0.00	0.00
01 6412 580 000 0000 002	Travel Trans, Meals, Hotel Prop Share	\$0.00	\$0.00	\$0.00	0.00
<b>6412</b>	<b>IDEA Part B Proportionate Share</b>	<b>\$19,816.00</b>	<b>\$1,076.82</b>	<b>\$2,756.87</b>	<b>13.91</b>
01 6415 123 000 0000 001	SCIP GRANT-SUBSTITUTE	\$0.00	\$0.00	\$0.00	0.00
01 6415 159 000 0000 002	SCIP GRANT-STIPEND - E	\$0.00	\$0.00	\$0.00	0.00
01 6415 221 000 0000 002	SCIP GRANT-SOCIAL SECURITY	\$0.00	\$0.00	\$0.00	0.00
01 6415 231 000 0000 002	SCIP GRANT-RETIREMENT-E	\$0.00	\$0.00	\$0.00	0.00
01 6415 237 000 0000 002	SCIP GRANT-RETIREMENT-E	\$0.00	\$0.00	\$0.00	0.00
<b>6415</b>	<b>IDEA Special Projects</b>	<b>\$0.00</b>	<b>\$0.00</b>	<b>\$0.00</b>	<b>0.00</b>
01 6418 123 000 0000 002	IDEA SUBSTITITE SALARIES - PS	\$0.00	\$0.00	\$600.00	0.00
01 6418 223 000 0000 002	Soc Sec IDEA Part B PEaK - Subs	\$0.00	\$0.00	\$45.90	0.00
01 6418 580 000 0000 002	TravelTrans, Meals, Hotel IDEA Pt B PEaK	\$0.00	\$0.00	\$357.00	0.00
<b>6418</b>	<b>IDEA Part B PEaK Projects</b>	<b>\$0.00</b>	<b>\$0.00</b>	<b>\$1,002.90</b>	<b>0.00</b>
01 6690 123 000 0000 001	OTHER FED-SUB SALARIES-S	\$0.00	\$0.00	\$0.00	0.00
01 6690 123 000 0000 002	OTHER FED-SUB SALARIES-E	\$0.00	\$0.00	\$0.00	0.00
01 6690 159 000 0000 002	STIPENDS (PBIS)	\$7,500.00	\$0.00	\$0.00	0.00
01 6690 221 000 0000 001	OTHER FED-SOCIAL SECURITY-S	\$0.00	\$0.00	\$0.00	0.00
01 6690 221 000 0000 002	OTHER FED-SOCIAL SECURITY-E	\$0.00	\$0.00	\$0.00	0.00
01 6690 231 000 0000 002	OTHER FED-RETIREMENT-E	\$0.00	\$0.00	\$0.00	0.00
01 6690 237 000 0000 002	OTHER FED-RETIREMENT 1%-E	\$0.00	\$0.00	\$0.00	0.00
01 6690 350 000 0000 002	Technical Services - Other Fed Non-Cat	\$0.00	\$0.00	\$0.00	0.00
01 6690 580 000 0000 002	Travel Trans, Meals, Hotel Other Fed	\$0.00	\$0.00	\$0.00	0.00
<b>6690</b>	<b>Other Fed Non-Categorical Exp</b>	<b>\$7,500.00</b>	<b>\$0.00</b>	<b>\$0.00</b>	<b>0.00</b>
01 6700 123 000 0000 001	PERKINS GRANT SUB SALARY-S	\$0.00	\$250.00	\$250.00	0.00
01 6700 151 000 0000 001	PERKINS GRANT STIPEND - S	\$0.00	\$12.50	\$12.50	0.00
01 6700 159 000 0000 001	PERKINS GRANT STIPEND - S	\$6,000.00	\$0.00	\$0.00	0.00
01 6700 221 000 0000 001	PERKINS SOC. SEC.-S	\$0.00	\$0.95	\$0.95	0.00

Account Number	Account Description	Revised Budget	Expended During Month	Expenditures to Date	% of Budget
01 6700 223 000 0000 001	PERKINS SOC. SEC.-S	\$0.00	\$19.13	\$19.13	0.00
01 6700 231 000 0000 001	PERKINS RETIREMENT-SEC	\$0.00	\$0.92	\$0.92	0.00
01 6700 237 000 0000 001	PERKINS RETIREMENT-SEC	\$0.00	\$0.32	\$0.32	0.00
01 6700 330 000 0000 000	Employee Trng & Develop Services Perkins	\$0.00	\$0.00	\$180.00	0.00
01 6700 330 000 0000 001	Employee Trng & Develop Services Perkins	\$0.00	\$0.00	\$180.00	0.00
01 6700 330 000 0000 002	Employee Trng & Develop Services Perkins	\$0.00	\$0.00	\$180.00	0.00
01 6700 580 000 0000 000	Travel Exp Trans, Meals, Hotel Perkins	\$0.00	\$197.40	\$197.40	0.00
01 6700 580 000 0000 001	Travel Trans, Meals, Hotel Perkins	\$0.00	\$266.27	\$266.27	0.00
01 6700 580 000 0000 002	Travel Trans, Meals, Hotel Perkins	\$0.00	\$155.87	\$155.87	0.00
01 6700 610 000 0000 001	Supplies Fed Voc & Applied Tech Perkins	\$0.00	\$0.00	\$0.00	0.00
01 6700 650 000 0000 001	Supplies Technology Related Perkins	\$0.00	\$0.00	\$0.00	0.00
<b>6700</b>	<b>Fed Voc &amp; Applied Tech (Perkins)</b>	<b>\$6,000.00</b>	<b>\$903.36</b>	<b>\$1,443.36</b>	<b>24.06</b>
01 6915 112 000 0000 002	Reg Emp - Instr Aides - Title I-C ESSA	\$0.00	\$0.00	\$0.00	0.00
01 6915 159 000 0000 001	TITLE IC MIGRANT ED STIPENDS-S	\$4,300.00	\$0.00	\$0.00	0.00
01 6915 159 000 0000 002	TITLE IC MIGRANT ED STIPENDS-E	\$0.00	\$0.00	\$0.00	0.00
01 6915 221 000 0000 001	TITLE IC MIGRANT ED SS-S	\$300.00	\$0.00	\$0.00	0.00
01 6915 221 000 0000 002	TITLE IC MIGRANT ED SS-E	\$0.00	\$0.00	\$0.00	0.00
01 6915 231 000 0000 001	TITLE IC MIGRANT ED RETIRE-S	\$300.00	\$0.00	\$0.00	0.00
01 6915 231 000 0000 002	TITLE IC MIGRANT ED RETIRE-E	\$0.00	\$0.00	\$0.00	0.00
01 6915 237 000 0000 001	TITLE IC MIGRANT RETIRE 1%-S	\$100.00	\$0.00	\$0.00	0.00
01 6915 237 000 0000 002	TITLE IC MIGRANT RETIRE 1%-E	\$0.00	\$0.00	\$0.00	0.00
01 6915 580 000 0000 001	Travel Trans, Meals, Hotel Title IC Migr	\$0.00	\$0.00	\$0.00	0.00
01 6915 610 000 0000 002	Supplies Title IC Migratory Children	\$0.00	\$0.00	\$0.00	0.00
<b>6915</b>	<b>Title I, Part C ESSA Migratory Children</b>	<b>\$5,000.00</b>	<b>\$0.00</b>	<b>\$0.00</b>	<b>0.00</b>
01 6925 112 000 0000 001	Reg Emp - Instr Aides - Title III - ESSA	\$5,000.00	\$433.46	\$1,879.06	37.58
01 6925 123 000 0000 002	TITLE III ESL SALARY-E	\$0.00	\$0.00	\$0.00	0.00
01 6925 132 000 0000 001	TITLE III ESL SALARY-S	\$0.00	\$0.00	\$0.00	0.00
01 6925 211 000 0000 001	TITLE III NCLB - LEP INSURANCE-S	\$0.00	\$0.00	\$0.00	0.00
01 6925 212 000 0000 001	Group Insurance - Instructional Aides	\$0.00	\$0.00	\$0.00	0.00
01 6925 221 000 0000 001	TITLE III NCLB - LEP SOC SEC-S	\$0.00	\$0.00	\$0.00	0.00
01 6925 222 000 0000 001	Social Security - Instructional Aides	\$0.00	\$33.16	\$143.74	0.00
01 6925 231 000 0000 001	TITLE III NCLB - LEP RET-S	\$0.00	\$0.00	\$0.00	0.00
01 6925 232 000 0000 001	Retirement - Instructional Aides	\$0.00	\$31.87	\$138.16	0.00
01 6925 237 000 0000 001	TITLE III NCLB - LEP RET 1%-S	\$0.00	\$10.94	\$47.44	0.00
01 6925 510 000 0000 002	Student Transportation Services	\$0.00	\$0.00	\$0.00	0.00
01 6925 580 000 0000 001	Travel Trans, Meals, Hotel Title III ELL	\$0.00	\$0.00	\$0.00	0.00

Account Number	Account Description	Revised Budget	Expended During Month	Expenditures to Date	% of Budget
01 6925 580 000 0000 002	Travel Trans, Meals, Hotel Title III ELL	\$0.00	\$0.00	\$0.00	0.00
01 6925 650 000 0000 001	Supplies Technology Related ELL	\$0.00	\$0.00	\$0.00	0.00
01 6925 650 000 0000 002	Supplies Technology Related ELL	\$0.00	\$0.00	\$0.00	0.00
<b>6925</b>	<b>Title III ESSA ELL</b>	<b>\$5,000.00</b>	<b>\$509.43</b>	<b>\$2,208.40</b>	<b>44.17</b>
01 6926 650 000 0000 001	Supplies Technology Related Immigrant	\$0.00	\$0.00	\$0.00	0.00
01 6926 650 000 0000 002	Supplies Technology Related Immigrant	\$0.00	\$0.00	\$0.00	0.00
<b>6926</b>	<b>Title III ESSA - Immigrant</b>	<b>\$0.00</b>	<b>\$0.00</b>	<b>\$0.00</b>	<b>0.00</b>
01 6967 112 000 0000 001	Reg Emp - Instr Aides - Title IV-A ESSA	\$0.00	\$0.00	\$0.00	0.00
01 6967 112 000 0000 002	Reg Emp - Instr Aides - Title IV-A ESSA	\$0.00	\$0.00	\$0.00	0.00
01 6967 212 000 0000 001	Group Insurance - Instructional Aides	\$0.00	\$0.00	\$0.00	0.00
01 6967 212 000 0000 002	Group Insurance - Instructional Aides	\$0.00	\$0.00	\$0.00	0.00
01 6967 221 000 0000 001	TITLE IV SOCIAL SECURITY-S	\$0.00	\$0.00	\$0.00	0.00
01 6967 221 000 0000 002	TITLE IV SOCIAL SECURITY-E	\$0.00	\$0.00	\$0.00	0.00
01 6967 222 000 0000 001	Social Security - Instructional Aides	\$0.00	\$0.00	\$0.00	0.00
01 6967 222 000 0000 002	Social Security - Instructional Aides	\$0.00	\$0.00	\$0.00	0.00
01 6967 232 000 0000 001	Retirement - Instructional Aides	\$0.00	\$0.00	\$0.00	0.00
01 6967 232 000 0000 002	Retirement - Instructional Aides	\$0.00	\$0.00	\$0.00	0.00
01 6967 237 000 0000 001	Increased Retirement	\$0.00	\$0.00	\$0.00	0.00
01 6967 237 000 0000 002	Increased Retirement	\$0.00	\$0.00	\$0.00	0.00
01 6967 282 000 0000 001	Health Benefits (HSA) - Inst Aides	\$0.00	\$0.00	\$0.00	0.00
01 6967 282 000 0000 002	Health Benefits (HSA) - Inst Aides	\$0.00	\$0.00	\$0.00	0.00
01 6967 320 000 0000 000	Prof Educational Services Title IV	\$0.00	\$0.00	\$2,000.00	0.00
01 6967 330 000 0000 000	Employee Training & Development Services	\$17,500.00	\$0.00	\$0.00	0.00
01 6967 350 000 0000 002	Technical Services - Title IV	\$0.00	\$0.00	\$0.00	0.00
01 6967 580 000 0000 001	Travel Trans, Meals, Hotel Title IV A	\$0.00	\$0.00	\$0.00	0.00
01 6967 580 000 0000 002	Travel Trans, Meals, Hotel Title IV A	\$1,000.00	\$0.00	\$0.00	0.00
01 6967 610 000 0000 001	Supplies Title IVA Competitive	\$12,000.00	\$0.00	\$0.00	0.00
01 6967 610 000 0000 002	Supplies Title IVA Competitive	\$10,000.00	\$0.00	\$0.00	0.00
01 6967 610 000 1195 001	Supplies Title IV Competitive St. Marys	\$0.00	\$3,954.50	\$7,668.13	0.00
01 6967 643 000 0000 001	Web/Cloud Based Software Title IV	\$0.00	\$0.00	\$0.00	0.00
01 6967 650 000 1195 001	SuppliesTechnology Related Title IV SM	\$0.00	\$0.00	\$409.66	0.00
<b>6967</b>	<b>Title IV, Part A ESSA Student Support</b>	<b>\$40,500.00</b>	<b>\$3,954.50</b>	<b>\$10,077.79</b>	<b>24.88</b>
01 6968 110 000 0000 002	Reg Emp - Non-Instr - 21st CCLC	\$0.00	\$5,396.31	\$16,775.83	0.00
01 6968 112 000 0000 002	Reg Emp - Instr Aides - 21st CCLC	\$41,000.00	\$116.55	\$116.55	0.28
01 6968 122 000 0000 002	21ST CENTURY SUB SALARY-E	\$0.00	\$0.00	\$0.00	0.00
01 6968 130 000 0000 002	21ST CENTURY SALARY-S	\$0.00	\$108.37	\$758.22	0.00

Account Number	Account Description	Revised Budget	Expended During Month	Expenditures to Date	% of Budget
01 6968 159 000 0000 002	21ST CENTURY SALARY-E	\$0.00	\$0.00	\$0.00	0.00
01 6968 220 000 0000 002	Soc Sec Title IV Part B ESSA 21st CCLC	\$0.00	\$421.11	\$1,341.35	0.00
01 6968 221 000 0000 002	21ST CENTURY SOC. SEC.-E	\$4,100.00	\$0.00	\$0.00	0.00
01 6968 222 000 0000 002	Social Security - Instructional Aides	\$0.00	\$8.91	\$8.91	0.00
01 6968 230 000 0000 002	Ret - Title IV Part B ESSA 21st CCLC	\$0.00	\$213.12	\$789.40	0.00
01 6968 231 000 0000 002	21ST CENTURY RET. - E	\$3,000.00	\$0.00	\$0.00	0.00
01 6968 232 000 0000 002	Retirement - Instructional Aides	\$0.00	\$0.00	\$0.00	0.00
01 6968 237 000 0000 002	21ST CENTURY RET. - E	\$500.00	\$73.19	\$271.07	54.21
01 6968 352 000 0000 002	Other Prof Services Title IV 21st CCLC	\$0.00	\$0.00	\$0.00	0.00
01 6968 580 000 0000 002	Travel Trans, Meals, Hotel 21st CCLC	\$0.00	\$0.00	\$0.00	0.00
01 6968 610 000 0000 002	Supplies 21st CCLC Dev Eagles	\$1,430.00	\$0.00	\$0.00	0.00
<b>6968</b>	<b>Title IV, Part B ESSA 21st CCLC</b>	<b>\$50,030.00</b>	<b>\$6,337.56</b>	<b>\$20,061.33</b>	<b>40.10</b>
01 6969 610 000 1195 001	Supplies Title IV St. Marys	\$0.00	\$0.00	\$0.00	0.00
<b>6969</b>	<b>Title IV-A (Formula Based)</b>	<b>\$0.00</b>	<b>\$0.00</b>	<b>\$0.00</b>	<b>0.00</b>
01 6990 151 000 0000 002	Employee Training & Development Services	\$0.00	\$0.00	\$127.63	0.00
01 6990 221 000 0000 002	Soc Sec - Other Federal Categorical	\$0.00	\$0.00	\$9.76	0.00
01 6990 231 000 0000 002	Ret - Other Federal Categorical	\$0.00	\$0.00	\$9.38	0.00
01 6990 237 000 0000 002	Inc Ret - Other Federal Categorical	\$0.00	\$0.00	\$3.22	0.00
01 6990 330 000 0000 002	Employee Training & Development Services	\$0.00	\$0.00	\$0.00	0.00
01 6990 333 000 0000 002	Mileage Paid to Staff Other Fed Categ	\$0.00	\$0.00	\$0.00	0.00
<b>6990</b>	<b>Other Federal Categorical</b>	<b>\$0.00</b>	<b>\$0.00</b>	<b>\$149.99</b>	<b>0.00</b>
01 8000 913 000 0000 001	Transfers to Activities Fund	\$51,000.00	\$0.00	\$51,000.00	100.00
<b>8000</b>	<b>TRANSFERS</b>	<b>\$51,000.00</b>	<b>\$0.00</b>	<b>\$51,000.00</b>	<b>100.00</b>
01	General Fund	\$12,365,992.00	\$898,810.62	\$4,434,487.00	35.96

Account Number	Account Description	Revised Budget	Expended During Month	Expenditures to Date	% of Budget
	<b>Grand Total:</b>	\$12,365,992.00	\$898,810.62	\$4,434,487.00	35.96

## Duties of the School Board Treasurer

For the Month of Dec 2018

Board Treasurer, Carol Hammerlun

- CH 1. Register a bond or evidence of equivalent insurance coverage within 10 days of appointment
- CH 2. Review Monthly County Treasurer Tax Remittance Reports - 1-10-19
- CH 3. Review Monthly Income/Expense Reports for all Funds - 1-10-19
- CH 4. Review Monthly Payables Report - 1-10-19
- CH 5. Review Monthly Payroll Reports - 1-10-19
- CH 6. Compare Quarterly Market Value of Pledges to Cash Balances - \_\_\_\_\_
- NA 7. Attend School Board Meetings as requested

Carol Hammerlun

Signature of Board Treasurer

1-10-19

Date