

O'NEILL PUBLIC SCHOOLS BOARD OF EDUCATION

Monday, June 17, 2019
7:30 PM

Administrative Office
410 E. Benton
O'Neill, NE 68763

Regular Board Meeting Agenda

Posted Date:

The agenda sequence is provided as a courtesy only. The board reserves the right to consider each item in any sequence it deems appropriate. Therefore, we encourage visitors to attend the meeting from the beginning. As a result of a majority vote by the board, certain agenda items may be clearly necessary to discuss in executive session in order to protect the public interest or to prevent needless injury to the reputation of an individual, and if the individual has not requested a public meeting.

1. **Call to Order**
 - A. Roll Call
 - B. Excused/Unexcused Board Members
2. **Pledge of Allegiance**
3. **Approve Meeting Agenda**
4. **Approve Minutes of Previous Meeting(s)**
5. **Reception of Visitors**
6. **Oral and Written Communications**
7. **Old Business**
 - A. Jr-Sr High School Building Project
8. **New Business**
 - A. Authorize Superintendent to Apply for Federal Funds for the 2019-20 school year
 - B. Engagement of Dana Cole for the 2018-19 audit
 - C. Policy #203.6 - Board Committees
 - D. Policy #504.19 - Student Fees Policy
 - E. Staff Resignation
 - F. Teaching Contract
 - G. Middle School Study Committee
 - H. Future Parking Needs
 - I. Plans for Open House/Public Tours of the new Jr. Sr. High School Facility
 - J. Vehicle Purchase for 2019-20
 - K. Activity Assignments
 - L. Option Enrollment Report
9. **Administrative Reports**
10. **Bills and Claims and Payroll Report**
11. **Adjournment**

O'Neill Public Schools
Board of Education Regular School Board
Meeting Monday, May 13, 2019

Board Members

Ellen Boshart - President
Jim Wakefield - Vice President
Amy Jo Rowse - Vice President-Elect
Gene Chohon - Member
Aaron Troester - Member
Coby Welke - Member

Administrators

Amy Shane - Superintendent
Corey Fisher - High School Principal
Jim York - Elementary School Principal
Jill Brodersen - Elementary School Assistant Principal
Nick Hostert - Activities Director
Shannon Stelling - Special Education Director

Board Secretary

Kathleen Marvin

Board Treasurer

Carol Hammerlun

Attendance Taken at 7:29 PM.

Jim Wakefield: Absent
Ellen Boshart: Present
Gene Chohon: Present
Amy Rowse: Present
Aaron Troester: Present
Coby Welke: Present

Attendance Update Taken at 7:32 PM.

Jim Wakefield: Present

1. Call to Order

The **regular board meeting** of the O'Neill Public School Board of Education was called to order by President Ellen Boshart at 7:30 pm, on Monday, May 13, 2019 at the Administrative Offices at 410 East Benton, O'Neill, Nebraska. This meeting was advertised in the Holt County Independent on May 2, 2019, over KBRX radio and posted at the school buildings, the school district website, and the O'Neill Post Office.

1.A. Roll Call

Administrators Corey Fisher, Nick Hostert, Amy Shane, and Jim York were present.

Steve Brown, Building and Grounds Director, was also present.

1.B. Excused/Unexcused Board Members

2. Pledge of Allegiance

The Pledge of Allegiance was recited.

3. Approve Meeting Agenda

A motion to approve the meeting agenda, passed with a motion made by Amy Rowse and seconded by Coby Welke.

Jim Wakefield: Absent, Amy Rowse: Yea, Aaron Troester: Yea, Coby Welke: Yea, Ellen Boshart: Yea, Gene Chohon: Yea
Yea: 5, Nay: 0, Absent: 1

4. Approve Minutes of Previous Meeting(s)

A motion to approve the minutes of the previous meeting, passed with a motion made by Coby Welke and seconded by Amy Rowse.

Jim Wakefield: Absent, Aaron Troester: Yea, Coby Welke: Yea, Ellen Boshart: Yea, Gene Chohon: Yea, Amy Rowse: Yea
Yea: 5, Nay: 0, Absent: 1

5. Reception of Visitors

Visitors were welcomed and informed that this meeting was in compliance with the Nebraska Open Meetings Act which is posted on the south wall of the board room.

6. Oral and Written Communications

7. Old Business

7.A. Jr-Sr High School Building Project Update – Mrs. Shane and Mr. Brown shared an update on progress at the Jr. Sr. High.

8. New Business

8.A. Teaching Contract

A motion to approve a 1.0 FTE teaching contract for Ethan Wick for the 2019-2020 school year, passed with a motion made by Amy Rowse and seconded by Gene Chohon.

Coby Welke: Yea, Ellen Boshart: Yea, Gene Chohon: Yea, Amy Rowse: Yea, Aaron

Troester: Yea, Jim Wakefield: Yea

Yea: 6, Nay: 0

8.B. Lunchtime Solutions Contract

A motion to contract with Lunchtime Solutions for the 2019-20 school year, passed with a motion made by Jim Wakefield and seconded by Amy Rowse.

Ellen Boshart: Yea, Gene Chohon: Yea, Amy Rowse: Yea, Aaron Troester: Yea, Jim

Wakefield: Yea, Coby Welke: Yea

Yea: 6, Nay: 0

8.C. Set Lunch Prices for the Upcoming School Year

A motion to set lunch prices as proposed, passed with a motion made by Amy Rowse and seconded by Coby Welke.

Gene Chohon: Yea, Amy Rowse: Yea, Aaron Troester: Yea, Jim Wakefield: Yea, Coby

Welke: Yea, Ellen Boshart: Yea

Yea: 6, Nay: 0

8.D. AdvancEd External Visit Reports

8.E. Option Enrollment Report

No action necessary.

9. Administrative Reports

Administrative reports were presented.

10. Bills and Claims and Payroll Report

A motion to approve the bills and claims, and accept the payroll report, passed with a motion made by Amy Rowse and seconded by Gene Chohon.

Amy Rowse: Yea, Aaron Troester: Yea, Jim Wakefield: Yea, Coby Welke: Yea, Ellen Boshart:

Yea, Gene Chohon: Yea

Yea: 6, Nay: 0


11. Adjournment

A motion to adjourn at 8:00 pm, passed with a motion made by Amy Rowse and seconded by Coby Welke.

Aaron Troester: Yea, Jim Wakefield: Yea, Coby Welke: Yea, Ellen Boshart: Yea, Gene Chohon:

Yea, Amy Rowse: Yea

Yea: 6, Nay: 0



Kathleen Marvin
School Board Secretary Holt Co. Dist. #7

NASB Monthly Update for Board Meetings - Agenda Item: JUNE 2019

“NASB Update”

Welcome to Summer! As a board, some items to be focused on during June include:

- Submit Legislative Resolutions or Standing Positions to the NASB Legislation Committee for consideration by July 1.
 - To view NASB’s current legislative agenda, visit <http://members.nasbonline.org/index.php/nasb-s-legislative-agenda>
 - Submit your legislative proposals at: <http://www.nasbonline.org/registrations/ProposedResolution.aspx>
- Monitor progress of district goals, link goals to discussion and action items
- Review your Board Self-Assessment, Goal Planning, and your Strategic Plan Progress Report
- Conduct a Board/Administrators Budget Work Session
- Have a Year End Assessment and Curriculum Review
- Review your School Improvement Plan
- Annual Review of your Bullying Prevention Policy; Due July 1 - § 79-2,137

With the 2019 Legislative Session now complete, keep close tabs on NASB’s Advocacy efforts and look for a year end summary of the bills you will need to be aware of as some policies will be changing. While the Session is over, advocacy is year-round. Now come the interim hearings, and work is already being done for 2020. Stay up to speed on the Government Relations section of www.NASBOnline.org ... following NASB on social media for posts, videos and updates, and at the Bills specific page at <https://nasb.envisiams.com/legislative-bills>

We are excited for the June networking opportunities and events taking place in Kearney, which include:

- June 13 | New Board Member Connections | Kearney
- June 13 | NASB Member Golf Outing | Kearney (RSVP to sendorf@NASBOnline.org)
- June 13-14 | School Law Seminar | Kearney

You can learn more, and register for the above events at www.NASBOnline.org

NASB will be hosting NAEP Workshops in Gering & Lincoln on July 16th, and in Kearney & Norfolk on July 17th.

Area Membership Meetings will be here before we know it, in 9 locations starting mid-August. Mark your calendar now, as some dates are different than in past years.

August 20 | Valentine - August 21 | Fremont - August 22 | La Vista

August 26 | Gering - August 27 | North Platte - August 28 | Kearney

September 4 | York - September 18 | Nebraska City - September 25 | Norfolk



Follow NASB on twitter at www.twitter.com/NASBOnline using the hashtag #liveNASB
and on facebook at www.facebook.com/NASBOnline

To see a quick glimpse at the various items the NASB is involved in, check out pages 10 & 11 each month in the **Board Notes newsletter** for "This Month In ...". To access the latest newsletter, click here:

<http://members.nasbonline.org/index.php/news-resources/board-notes>

Thanks for all you do for your board, your community and the entire state by serving public education in Nebraska.



**DANA F. COLE
& COMPANY** LLP
CERTIFIED PUBLIC ACCOUNTANTS

112 NORTH SIXTH STREET
PO BOX 359
O'NEILL, NEBRASKA 68763
T: 402.336.2030 F: 402.336.3276

DANACOLE.COM

COPY

June 7, 2019

To the Members of the School Board
O'Neill Public Schools District No. 7
P.O. Box 230
O'Neill, NE 68763

To Whom It May Concern:

Enclosed please find the engagement letter for the audit of the O'Neill Public Schools District No. 7 for the year ended August 31, 2019. Please have a Board member sign the original letter and return it to us in the enclosed envelope. We have enclosed a copy for your records.

Our professional standards require communication of certain information regarding audit services contained in the enclosed letter to the Board of Education. The Board acknowledges this communication with the signature of a Board member.

Dana F. Cole & Company appreciates the opportunity to be of service to the O'Neill Public Schools District No. 7.

Please call us if you have questions.

Yours truly,

DONITA POKORNY, CPA
For the Firm

Enclosures



**DANA F. COLE
& COMPANY** LLP
CERTIFIED PUBLIC ACCOUNTANTS

112 NORTH SIXTH STREET
PO BOX 359
O'NEILL, NEBRASKA 68763
T: 402.336.2030 F: 402.336.3276

DANACOLE.COM

June 7, 2019

To the Board of Education
O'Neill Public Schools District No. 7
P.O. Box 230
O'Neill, NE 68763

We are pleased to confirm our understanding of the services we are to provide O'Neill Public Schools District No. 7 for the year ended August 31, 2019. We will audit the financial statements of the governmental activities, each major fund, and the aggregate remaining fund information, including the related notes to the financial statements, which collectively comprise the basic financial statements of O'Neill Public Schools District No. 7 as of and for the year ended August 31, 2019.

We have also been engaged to report on supplementary information that accompanies O'Neill Public Schools District No. 7's financial statements. We will subject the following supplementary information to the auditing procedures applied in our audit of the financial statements and certain additional procedures, including comparing and reconciling such information directly to the underlying accounting and other records used to prepare the financial statements or to the financial statements themselves, and other additional procedures in accordance with auditing standards generally accepted in the United States of America, and will provide opinions on it in relation to the financial statements as a whole, in a report combined with our auditors' report on the financial statements:

1. General Fund Components - Combining Schedule of Receipts, Disbursements, and Changes in Fund Balances and Schedule of Assets and Fund Balances - Cash Basis.
2. Schedules of Receipts, Disbursements, and Changes in Fund Balance - Cash Basis - Budget and Actual - All Funds.
3. Schedule of Expenditures of Federal Awards.

The following other information accompanying the financial statements will not be subjected to the auditing procedures applied in our audit of the financial statements, and our auditors' report will not provide an opinion or any assurance on this other information:

1. Management's Discussion and Analysis.
2. Activities Fund - Schedule of Changes in Cash Balances.
3. Other supplementary information required or requested.

If applicable, we will also audit the schedule of classifications of payrolls by NCCI codes for the year ended August 31, 2019, to obtain reasonable assurance about whether the classification of payrolls by NCCI codes and payrolls in total is free of material misstatements and we will issue an opinion thereon.

Audit Objectives

The objective of our audit is the expression of opinions as to whether your financial statements are fairly presented, in all material respects, in conformity with the cash basis of accounting and to report on the fairness of the supplementary information referred to in the second paragraph when considered in relation to the financial statements as a whole. The objective also includes reporting on:

- Internal control over financial reporting and compliance with provisions of laws, regulations, contracts, and award agreements, noncompliance with which could have a material effect on the financial statements in accordance with *Government Auditing Standards*.
- Internal control over compliance related to major programs and an opinion (or disclaimer of opinion) on compliance with federal statutes, regulations, and the terms and conditions of federal awards that could have a direct and material effect on each major program in accordance with the Single Audit Act Amendments of 1996 and Title 2 U.S. *Code of Federal Regulations* (CFR) Part 200, *Uniform Administrative Requirements, Cost Principles, and Audit Requirements for Federal Awards* (Uniform Guidance).

The *Government Auditing Standards* report on internal control over financial reporting and on compliance and other matters will include a paragraph that states that (1) the purpose of the report is solely to describe the scope of testing of internal control and compliance and the results of that testing, and not to provide an opinion on the effectiveness of the entity's internal control or on compliance, and (2) the report is an integral part of an audit performed in accordance with *Government Auditing Standards* in considering the entity's internal control and compliance. The Uniform Guidance report on internal control over compliance will include a paragraph that states that the purpose of the report on internal control over compliance is solely to describe the scope of testing of internal control over compliance and the results of that testing based on the requirements of the Uniform Guidance. Both reports will state that the report is not suitable for any other purpose.

Our audit will be conducted in accordance with auditing standards generally accepted in the United States of America; the standards for financial audits contained in *Government Auditing Standards*, issued by the Comptroller General of the United States; the Single Audit Act Amendments of 1996; and the provisions of the Uniform Guidance, and will include tests of accounting records, a determination of major program(s) in accordance with the Uniform Guidance, and other procedures we consider necessary to enable us to express such opinions. Our audit will also be conducted in accordance with the requirements of the Nebraska Department of Education. We will issue written reports upon completion of our Single Audit. Our reports will be addressed to the Board of Education of O'Neill Public Schools District No. 7. We cannot provide assurance that unmodified opinions will be expressed. Circumstances may arise in which it is necessary for us to modify our opinions or add emphasis-of-matter or other-matter paragraphs. If our opinions on the financial statements or the Single Audit compliance opinions are other than unmodified, we will discuss the reasons with you in advance. If circumstances occur related to the condition of your records, the availability of sufficient, appropriate audit evidence, or the existence of a significant risk of material misstatement of the financial statements caused by error, fraudulent financial reporting, or misappropriation of assets, which in our professional judgment prevent us from completing the audit or forming opinions on the financial statements, we retain the right to take any course of action permitted by professional standards, including declining to express opinions or issue a report, or withdrawing from the engagement.

Audit Procedures—General

An audit includes examining, on a test basis, evidence supporting the amounts and disclosures in the financial statements; therefore, our audit will involve judgment about the number of transactions to be examined and the areas to be tested. An audit also includes evaluating the appropriateness of accounting policies used and the reasonableness of significant accounting estimates made by management, as well as evaluating the overall presentation of the financial statements. We will plan and perform the audit to obtain reasonable assurance about whether the financial statements are free of material misstatement, whether from (1) errors, (2) fraudulent financial reporting, (3) misappropriation of assets, or (4) violations of laws or governmental regulations that are attributable to the District or to acts by management or employees acting on behalf of the District. Because the determination of abuse is subjective, *Government Auditing Standards* do not expect auditors to provide reasonable assurance of detecting abuse.

Because of the inherent limitations of an audit, combined with the inherent limitations of internal control, and because we will not perform a detailed examination of all transactions, there is a risk that material misstatements or noncompliance may exist and not be detected by us, even though the audit is properly planned and performed in accordance with U.S. generally accepted auditing standards and *Government Auditing Standards*. In addition, an audit is not designed to detect immaterial misstatements or violations of laws or governmental regulations that do not have a direct and material effect on the financial statements or major programs. However, we will inform the appropriate level of management of any material errors, any fraudulent financial reporting, or misappropriation of assets that come to our attention. We will also inform the appropriate level of management of any violations of laws or governmental regulations that come to our attention, unless clearly inconsequential, and of any material abuse that comes to our attention. We will include such matters in the reports required for a Single Audit. Our responsibility as auditors is limited to the period covered by our audit and does not extend to any later periods for which we are not engaged as auditors.

Our procedures will include tests of documentary evidence supporting the transactions recorded in the accounts, and direct confirmation of certain other assets and liabilities by correspondence with selected individuals, funding sources, creditors, and financial institutions. We may request written representations from your attorneys as part of the engagement, and they may bill you for responding to this inquiry. At the conclusion of our audit, we will require certain written representations from you about your responsibilities for the financial statements; schedule of expenditures of federal awards; federal award programs; compliance with laws, regulations, contracts, and grant agreements; and other responsibilities required by generally accepted auditing standards.

Audit Procedures—Internal Controls

Our audit will include obtaining an understanding of the District and its environment, including internal control, sufficient to assess the risks of material misstatement of the financial statements and to design the nature, timing, and extent of further audit procedures. Tests of controls may be performed to test the effectiveness of certain controls that we consider relevant to preventing and detecting errors and fraud that are material to the financial statements and to preventing and detecting misstatements resulting from illegal acts and other noncompliance matters that have a direct and material effect on the financial statements. Our tests, if performed, will be less in scope than would be necessary to render an opinion on internal control and, accordingly, no opinion will be expressed in our report on internal control issued pursuant to *Government Auditing Standards*.

As required by the Uniform Guidance, we will perform tests of controls over compliance to evaluate the effectiveness of the design and operation of controls that we consider relevant to preventing or detecting material noncompliance with compliance requirements applicable to each major federal award program. However, our tests will be less in scope than would be necessary to render an opinion on those controls and, accordingly, no opinion will be expressed in our report on internal control issued pursuant to the Uniform Guidance.

An audit is not designed to provide assurance on internal control or to identify significant deficiencies or material weaknesses. Accordingly, we will express no such opinion. However, during the audit, we will communicate to management and those charged with governance internal control related matters that are required to be communicated under AICPA professional standards, *Government Auditing Standards*, and the Uniform Guidance.

Audit Procedures—Compliance

As part of obtaining reasonable assurance about whether the financial statements are free of material misstatement, we will perform tests of O'Neill Public Schools District No. 7's compliance with provisions of applicable laws, regulations, contracts, and agreements, including grant agreements. However, the objective of those procedures will not be to provide an opinion on overall compliance and we will not express such an opinion in our report on compliance issued pursuant to *Government Auditing Standards*.

The Uniform Guidance requires that we also plan and perform the audit to obtain reasonable assurance about whether the auditee has complied with federal statutes, regulations, and the terms and conditions of federal awards applicable to major programs. Our procedures will consist of tests of transactions and other applicable procedures described in the OMB Compliance Supplement for the types of compliance requirements that could have a direct and material effect on each of O'Neill Public Schools District No. 7's major programs. The purpose of these procedures will be to express an opinion on O'Neill Public Schools District No. 7's compliance with requirements applicable to each of its major programs in our report on compliance issued pursuant to the Uniform Guidance.

Other Services

We will also assist in preparing the financial statements, schedule of expenditures of federal awards, and related notes of O'Neill Public Schools District No. 7 in conformity with the cash basis of accounting and the Uniform Guidance based on information provided by you. We will prepare the trial balance for use during the audit. Our preparation of the trial balance will be limited to formatting information in the O'Neill Public Schools District No. 7's general ledger into a working trial balance based on management's chart of accounts. We will also prepare the Schedule of Classification of Payrolls by NCCI Codes and Payrolls in Total and propose journal entries. We will also assist the District with the AFR upload process, if requested. This will be limited to assistance with formatting and reclassification of reports from the District's software into the format needed for the new AFR system. These nonaudit services do not constitute an audit under *Government Auditing Standards* and such services will not be conducted in accordance with *Government Auditing Standards*. We will perform the services in accordance with applicable professional standards. The other services are limited to the financial statements, schedule of expenditures of federal awards, and related notes services previously defined. We, in our sole professional judgment, reserve the right to refuse to perform any procedure or take any action that could be construed as assuming management responsibilities.

Management Responsibilities

Management is responsible for (1) designing, implementing, establishing, and maintaining effective internal controls relevant to the preparation and fair presentation of financial statements that are free from material misstatements, whether due to fraud or error, including internal controls over federal awards, and for evaluating and monitoring ongoing activities to help ensure that appropriate goals and objectives are met; (2) following laws and regulations; (3) ensuring that there is reasonable assurance that government programs are administered in compliance with compliance requirements; and (4) ensuring that management and financial information is reliable and properly reported. Management is also responsible for implementing systems designed to achieve compliance with applicable laws, regulations, contracts, and grant agreements. You are also responsible for the selection and application of accounting principles; for the preparation and fair presentation of the financial statements, schedules of expenditures of federal awards, and all accompanying information, in conformity with the cash basis of accounting; and for compliance with applicable laws and regulations (including federal statutes) and the provisions of contracts and grant agreements (including award agreements). Your responsibilities also include identifying significant contractor relationships in which the contractor has responsibility for program compliance and for the accuracy and completeness of that information.

You are responsible for including all informative disclosures that are appropriate for the cash basis of accounting. Those disclosures will include (1) a description of the cash basis of accounting, including a summary of significant accounting policies, and how the cash basis of accounting differs from GAAP; (2) informative disclosures similar to those required by GAAP; and (3) additional disclosures beyond those specifically required that may be necessary for the financial statements to achieve fair presentation.

Management is also responsible for making all financial records and related information available to us and for the accuracy and completeness of that information. You are also responsible for providing us with (1) access to all information of which you are aware that is relevant to the preparation and fair presentation of the financial statements, (2) access to personnel, accounts, books, records, supporting documentation, and other information as needed to perform an audit under the Uniform Guidance, (3) additional information that we may request for the purpose of the audit, and (4) unrestricted access to persons within the government from whom we determine it necessary to obtain audit evidence.

Your responsibilities include adjusting the financial statements to correct material misstatements and confirming to us in the management representation letter that the effects of any uncorrected misstatements aggregated by us during the current engagement and pertaining to the latest period presented are immaterial, both individually and in the aggregate, to the financial statements taken as a whole.

You are responsible for the design and implementation of programs and controls to prevent and detect fraud, and for informing us about all known or suspected fraud affecting the government involving (1) management, (2) employees who have significant roles in internal control, and (3) others where the fraud could have a material effect on the financial statements. Your responsibilities include informing us of your knowledge of any allegations of fraud or suspected fraud affecting the government received in communications from employees, former employees, grantors, regulators, or others. In addition, you are responsible for identifying and ensuring that the government complies with applicable laws, regulations, contracts, agreements, and grants. Management is also responsible for taking timely and appropriate steps to remedy fraud and noncompliance with provisions

of laws, regulations, contracts, and grant agreements, or abuse that we report. Additionally, as required by the Uniform Guidance, it is management's responsibility to evaluate and monitor noncompliance with federal statutes, regulations, and the terms and conditions of federal awards; take prompt action when instances of noncompliance are identified including noncompliance identified in audit findings; promptly follow up and take corrective action on reported audit findings; and prepare a summary schedule of prior audit findings and a separate corrective action plan. The summary schedule of prior audit findings should be available for our review in October.

You are responsible for identifying all federal awards received and understanding and complying with the compliance requirements and for the preparation of the schedule of expenditures of federal awards (including notes and noncash assistance received) in conformity with the Uniform Guidance. You agree to include our report on the schedule of expenditures of federal awards in any document that contains and indicates that we have reported on the schedule of expenditures of federal awards. You also agree to include the audited financial statements with any presentation of the schedule of expenditures of federal awards that includes our report thereon. Your responsibilities include acknowledging to us in the written representation letter that (1) you are responsible for presentation of the schedule of expenditures of federal awards in accordance with the Uniform Guidance; (2) you believe the schedule of expenditures of federal awards, including its form and content, is stated fairly in accordance with the Uniform Guidance; (3) the methods of measurement or presentation have not changed from those used in the prior period (or, if they have changed, the reasons for such changes); and (4) you have disclosed to us any significant assumptions or interpretations underlying the measurement or presentation of the schedule of expenditures of federal awards.

You are also responsible for the preparation of the other supplementary information, which we have been engaged to report on, in conformity with the cash basis of accounting. You agree to include our report on the supplementary information in any document that contains, and indicates that we have reported on, the supplementary information. You also agree to include the audited financial statements with any presentation of the supplementary information that includes our report thereon. Your responsibilities include acknowledging to us in the written representation letter that (1) you are responsible for presentation of the supplementary information in accordance with the cash basis of accounting; (2) you believe the supplementary information, including its form and content, is fairly presented in accordance with the cash basis of accounting; (3) the methods of measurement or presentation have not changed from those used in the prior period (or, if they have changed, the reasons for such changes); and (4) you have disclosed to us any significant assumptions or interpretations underlying the measurement or presentation of the supplementary information.

Management is responsible for establishing and maintaining a process for tracking the status of audit findings and recommendations. Management is also responsible for identifying and providing report copies of previous financial audits, attestation engagements, performance audits, or other studies related to the objectives discussed in the Audit Objectives section of this letter. This responsibility includes relaying to us corrective actions taken to address significant findings and recommendations resulting from those audits, attestation engagements, performance audits, or studies. You are also responsible for providing management's views on our current findings, conclusions, and recommendations, as well as your planned corrective actions, for the report, and for the timing and format for providing that information.

With regard to using the auditors' report, you understand that you must obtain our prior written consent to reproduce or use our report in bond offering official statements or other documents.

With regard to the electronic dissemination of audited financial statements, including financial statements published electronically on your website, you understand that electronic sites are a means to distribute information and, therefore, we are not required to read the information contained in these sites or to consider the consistency of other information in the electronic site with the original document.

You agree to assume all management responsibilities relating to the financial statements, schedule of expenditures of federal awards, and related notes, and any other nonaudit services we provide. You will be required to acknowledge in the management representation letter our assistance with preparation of the financial statements, schedule of expenditures of federal awards, and related notes and that you have reviewed and approved the financial statements, schedule of expenditures of federal awards, and related notes prior to their issuance and have accepted responsibility for them. Further, you agree to oversee the nonaudit services by designating an individual, preferably from senior management, with suitable skill, knowledge, or experience; evaluate the adequacy and results of those services; and accept responsibility for them. Further, you agree to oversee the non-audit services we provide by designating an individual, Amy Shane, Superintendent, with suitable skill, knowledge, or experience; evaluate the adequacy and results of those services; and accept responsibility for them.

Engagement Administration, Fees, and Other

We understand that your employees will prepare all cash, accounts receivable, or other confirmations we request and will locate any documents selected by us for testing. We will schedule the engagement based in part on deadlines, working conditions, and the availability of your key personnel. We will plan the engagement based on the assumption that your personnel will cooperate and provide assistance by performing tasks such as preparing requested schedules, retrieving supporting documents, and preparing confirmations. If for whatever reason your personnel are unavailable to provide the necessary assistance in a timely manner, it may substantially increase the work we have to do to complete the engagement within the established deadlines, resulting in an increase in fees over our original fee estimate. We will not undertake any accounting services (including but not limited to reconciliation of accounts and preparation of requested schedules) without obtaining approval through a written change order for such additional work.

At the conclusion of the engagement, we will complete the appropriate sections of the Data Collection Form that summarizes our audit findings. It is management's responsibility to electronically submit the reporting package (including financial statements, schedule of expenditures of federal awards, summary schedule of prior audit findings, auditors' reports, and corrective action plan) along with the Data Collection Form to the federal audit clearinghouse. We will coordinate with you the electronic submission and certification. If applicable, we will provide copies of our report for you to include with the reporting package you will submit to pass-through entities. The Data Collection Form and the reporting package must be submitted within the earlier of 30 days after receipt of the auditors' reports or nine months after the end of the audit period, unless a longer period is agreed to in advance by the cognizant or oversight agency for audits.

We will provide copies of our reports to the District; however, management is responsible for distribution of the reports and the financial statements. Unless restricted by law or regulation, or containing privileged and confidential information, copies of our reports are to be made available for public inspection.

The audit documentation for this engagement is the property of Dana F. Cole & Company, LLP, and constitutes confidential information. However, subject to applicable laws and regulations, audit documentation and appropriate individuals will be made available upon request and in a timely manner to the State of Nebraska Auditor of Public Accounts and the Nebraska Department of Education or its designee, a federal agency providing direct or indirect funding, or the U.S. Government Accountability Office for purposes of a quality review of the audit, to resolve audit findings, or to carry out oversight responsibilities. We will notify you of any such request. If requested, access to such audit documentation will be provided under the supervision of Dana F. Cole & Company, LLP's personnel. Furthermore, upon request, we may provide copies of selected audit documentation to the aforementioned parties. These parties may intend, or decide, to distribute the copies or information contained therein to others, including other governmental agencies.

The audit documentation for this engagement will be retained for a minimum of five years after the report release date or for any additional period requested by the State of Nebraska Auditor of Public Accounts and the Nebraska Department of Education. If we are aware that a federal awarding agency, pass-through entity, or an auditee is contesting an audit finding, we will contact the party(ies) contesting the audit finding for guidance prior to destroying the audit documentation.

Donita D. Pokorny is the engagement partner and is responsible for supervising the engagement and signing the report or authorizing another individual to sign it. We expect to begin our audit in early October and to issue our reports no later than November 5, 2019. To ensure that Dana F. Cole & Company, LLP's independence is not impaired under the AICPA *Code of Professional Conduct*, you agree to inform the engagement partner before entering into any substantive employment discussions with any of our personnel. Our audit engagement ends on delivery of our audit report. Any follow-up services that might be required will be a separate, new engagement. The terms and conditions of that new engagement will be governed by a new, specific engagement letter for that service.

Our fee for these services will be at our standard hourly rates for the individuals involved. Our fees for these services will not exceed \$10,100 for the services listed above excluding the Single Audit under the Uniform Guidance. In addition, our fees for the conduct of the Single Audit under the Uniform Guidance will be \$4,000. The fee estimate is based on anticipated cooperation from your personnel and the assumption that unexpected circumstances will not be encountered during the engagement. If significant additional time is necessary, we will discuss it with you and arrive at a new fee estimate before we incur the additional costs. Bills will be rendered as the work progresses with payment to be made upon presentation. Interest will be charged at the rate of 1% per month on balances in excess of 60 days. In accordance with our firm policies, work may be suspended if your account becomes 30 days or more overdue and will not be resumed until your account is paid in full. If we elect to terminate our services for nonpayment, our engagement will be deemed to have been completed upon written notification of termination, even if we have not completed our report. You will be obligated to compensate us for all time expended and to reimburse us for all out-of-pocket expenditures through the date of termination.

You may request that we perform additional services not addressed in this engagement letter. If this occurs, we will communicate with you the scope of the additional services and the estimated fees. We also may issue a separate engagement letter covering the additional services. In the absence of any other written communication from us documenting such additional services, our services will continue to be governed by the terms of this engagement letter.

O'Neill Public Schools District No. 7
June 7, 2019
Page eight

We would expect to continue to perform our services under the arrangements discussed above from year to year unless for some reason you or we find that some change is necessary.

You have requested that we provide you with a copy of our most recent external peer review report and any subsequent reports received during the contract period. Accordingly, our 2017 peer review report accompanies this letter.

We appreciate the opportunity to be of service to you and believe this letter accurately summarizes the significant terms of our engagement. If you have any questions, please let us know. If you agree with the terms of our engagement as described in this letter, please sign the original and return it to us. The copy enclosed is for your records.

Yours truly,



DONITA D. POKORNY
For the Firm

e-mail: pokorny@danacole.com

DDP:bvb

Enclosures

RESPONSE:

This letter correctly sets forth the understanding of O'Neill Public Schools District No. 7.

By: _____

Title: _____



Fowler, Holley, Rambo & Stalvey, P.C.

CERTIFIED PUBLIC ACCOUNTANTS
BUSINESS CONSULTANTS

Curtis G. Fowler, CPA, PFS, CFP® • Carlton W. Holley, CPA • C. Wayne Rambo, CPA, CVA • Richard A. Stalvey, CPA

3208 Wildwood Plantation Drive • Post Office Box 1887 • Valdosta, GA 31603-1887 • (229) 244-1559 • (800) 360-3123 • Fax (229) 245-7369

Report on the Firm's System of Quality Control

August 16, 2017

To the Partners of
Dana F. Cole & Company, LLP
and the Peer Review Committee of the Nevada Society of CPA's

We have reviewed the system of quality control for the accounting and auditing practice of Dana F. Cole & Company, LLP (the firm) in effect for the year ended February 28, 2017. Our peer review was conducted in accordance with the Standards for Performing and Reporting on Peer Reviews established by the Peer Review Board of the American Institute of Certified Public Accountants (Standards).

A summary of the nature, objectives, scope, limitations of, and the procedures performed in a System Review as described in the Standards may be found at www.aicpa.org/prsummary (<http://www.aicpa.org/prsummary>). The summary also includes an explanation of how engagements identified as not performed or reported in conformity with applicable professional standards, if any, are evaluated by a peer reviewer to determine a peer review rating.

Firm's Responsibility

The firm is responsible for designing a system of quality control and complying with it to provide the firm with reasonable assurance of performing and reporting in conformity with applicable professional standards in all material respects. The firm is also responsible for evaluating actions to promptly remediate engagements deemed as not performed or reported in conformity with professional standards, when appropriate, and for remediating weaknesses in its system of quality control, if any.

Peer Reviewer's Responsibility

Our responsibility is to express an opinion on the design of the system of quality control and the firm's compliance therewith based on our review.

Required Selections and Considerations

Engagements selected for review included engagements performed under *Government Auditing Standards*, including compliance audits under the Single Audit Act, audits of employee benefit plans and an examination of a service organization (SOC 2 engagement).

As a part of our peer review, we considered reviews by regulatory entities as communicated by the firm, if applicable, in determining the nature and extent of our procedures.

SERVING VALDOSTA AND SOUTH GEORGIA SINCE 1956

James E. Folsom, CPA • Robert D. Elliott, CPA • Joanna J. Tanner, CPA • Amanda C. Ward, CPA • Kelly L. Davis, CPA
Robert C. Wynens, CPA • Nicholas C. Prostko, CPA

www.valdostacpa.com • MEMBER OF AGN INTERNATIONAL

Fowler, Holley, Rambo & Stalvey, P.C.

To the Partners of
Dana F. Cole & Company, LLP
and the Peer Review Committee of the Nevada Society of CPA's
August 16, 2017
Page Two

Opinion

In our opinion, the system of quality control for the accounting and auditing practice of Dana F. Cole & Company, LLP in effect for the year ended February 28, 2017, has been suitably designed and complied with to provide the firm with reasonable assurance of performing and reporting in conformity with applicable professional standards in all material respects. Firms can receive a rating of *pass*, *pass with deficiency(ies)* or *fail*. Dana F. Cole & Company, LLP has received a peer review rating of *pass*.

~~Fowler, Holley, Rambo + Stalvey, P.C.~~
Fowler, Holley, Rambo & Stalvey, P.C.

NVCPA

NEVADA SOCIETY OF CERTIFIED PUBLIC ACCOUNTANTS

State Peer Review Program Administered by the NVCPA for
Nebraska, Nevada, Utah, and Wyoming

AICPA

AICPA Peer Review Program Administered by the NVCPA for
Nebraska, Nevada, Utah, and Wyoming

September 28, 2017

Kent Klute
Dana F. Cole & Company, LLP
1248 O Street Ste 500
LINCOLN, NE 68508

Dear Kent Klute:

It is my pleasure to notify you that on September 27, 2017, the Nevada Peer Review Committee accepted the report on the most recent System Review of your firm. The due date for your next review is August 31, 2020. This is the date by which all review documents should be completed and submitted to the administering entity.

As you know, the report had a peer review rating of pass. The Committee asked me to convey its congratulations to the firm.

Thank you for your cooperation and support of the profession's practice-monitoring programs.

Sincerely,

Peer Review Committee

Peer Review Committee
Nevada Society of CPAs
karnold@nevadacpa.org 775-826-6800
Nevada Society of CPAs

CC: Richard Stalvey, Ryan Bruns

Firm Number: 900010013136

Review Number: 537394

Nevada Society of Certified Public Accountants

6490 S. McCarran Blvd D1 - 28 Reno, NV 89509

(775) 826-6800 phone • (775) 826-7942 fax

**Section 200 – School Board
Organization of the School Board
Board Committees**

File: 203.06

The board of education shall always act as a whole. There shall be no standing committees appointed which carry over into successive years. The president of the board of education may appoint special committees to perform some particular duty or responsibility. A special committee will cease to function when its duty has been performed or at the end of the fiscal year. The president may annually appoint during the August board meeting, such special board committees as ~~Americanism~~The Committee on American Civics, Building and Grounds, Budget, Accreditation, Policy, Legislative Relations Network, and Negotiations.

Legal Reference: Neb. Statute 79-724

Cross Reference: 201.01 Board Powers and Responsibilities
203.01 Board Organizational Meeting

Section 500: STUDENTS
Student Rights and Responsibilities
Student Fees

504.19

The Board of Education acknowledges that the Public Elementary and Secondary Student Fee Authorization Act authorizes school districts to charge student fees for certain student activities and requires the district to adopt a policy addressing student fees. Further, the board recognizes the fact that there are expenses relating to educational and extracurricular programs and activities that may require financial participation by students and their parents or guardians. In order to provide the district's students and their parents or guardians with guidance regarding the district's position on student fees, the Board of Education enacts the following Student Fee Policy. It is the intent of the board to provide equal access for students to all programs while complying with the laws of Nebraska and the rules and regulations of the Nebraska Department of Education.

A. DEFINITIONS.

1. Extracurricular activities means student activities or organizations which are supervised or administered by the school district, which do not count toward graduation or advancement between grades, and in which participation is not otherwise required by the school district;
2. Postsecondary education costs means tuition and other fees associated with obtaining credit from a postsecondary educational institution. For a course in which students receive high school credit and for which they may also choose to apply for postsecondary education credit, the course shall be offered without charge for tuition, transportation, books, or other fees, except that if the student chooses to apply for postsecondary education credit, he or she may be charged tuition and other fees only associated with obtaining credits from a postsecondary educational institution.

B. FEES AUTHORIZED. Except as provided otherwise herein, the district may require and collect fees or other funds from or on behalf of students or require students to provide specialized equipment or specialized attire for any of the following purposes:

1. Participation in extracurricular activities;
2. Admission fees and transportation charges for spectators attending extracurricular activities;
3. Postsecondary education costs;
4. Transportation pursuant to Neb. Rev. Stat. §79-241, 79-605, and 79-611.
5. Copies of student files or records pursuant to Neb. Rev. Stat. §79-2,104;
6. Reimbursement to the district for school property lost or damaged by the student;
7. Before-and-after-school or pre-kindergarten services offered pursuant to Neb. Rev. Stat. §79-104;
8. Summer school or night school;
9. Breakfast and lunch programs;
10. Any other fee authorized by law.

NASB Policy
Adopted: 08/29/2014
Reviewed: 05/11/2015
Reviewed: 06/13/2016
Reviewed: 06/12/2017
Reviewed: 07/16/2018
Reviewed: XX/XX/XXXX

O'Neill Board of Education
School District No. 7

Section 500: STUDENTS
Student Rights and Responsibilities
Student Fees

504.19

The Public Elementary and Secondary Student Fee Authorization Act does not limit the ability of a governing body to request donations of money, materials, equipment, or attire to defray costs if the request is made in such a way that it is clear that the request is not a requirement. The act does not prohibit a governing body from permitting students to supply materials for course projects.

- C. PERSONAL OR CONSUMABLE ITEMS. The district may require students to furnish minor personal or minor consumable items for participation in extracurricular activities.
- D. NON-SPECIALIZED ATTIRE (CLOTHING). Students may be required to furnish and wear non-specialized attire for specified courses and activities.
- E. COURSE PROJECT MATERIALS. Students may be required to furnish materials for course projects that become the property of the students upon completion.
- F. MUSICAL INSTRUMENTS AND ACTIVITIES. Students may be required to furnish musical instruments for participation in optional music courses that are not extracurricular activities except that musical instruments shall be provided without charge for any student who qualifies for free or reduced-price lunches under United States Department of Agriculture child nutrition programs. The district shall not be obligated to provide a particular type of musical instrument for any student.
- G. EXTRACURRICULAR ACTIVITIES/FIELD TRIPS. Students may be required to furnish footwear, field trip fees, and other minor personal and consumable items.
- H. TRANSPORTATION COSTS. Students may be required to pay transportation costs to attend extracurricular activities.
- I. SCHOOL STORE. The district may operate a school store in which students may purchase food, beverages, and personal or consumable items. Said purchases shall not be subject to any fee waiver.
- J. STUDENT RECORD COPY CHARGES. No fee shall be charged to students, their parent(s) and/or their guardian(s) for one copy of a student's files or records.
- K. SUMMER AND NIGHT SCHOOL. Fees may be required for participation in summer or night school.
- L. BREAKFAST AND LUNCH PROGRAM. The district offers lunches that qualify as approved meals pursuant to the federal government guidelines.
- M. OTHER ITEMS. Yearbooks, class rings, letter jackets, and similar items are sold as a convenience to students and are not fees and are not covered by this policy. Fines

NASB Policy
Adopted: 08/29/2014
Reviewed: 05/11/2015
Reviewed: 06/13/2016
Reviewed: 06/12/2017
Reviewed: 07/16/2018
Reviewed: XX/XX/XXXX

O'Neill Board of Education
School District No. 7

Section 500: STUDENTS
Student Rights and Responsibilities
Student Fees

504.19

for overdue library books, abuse of school parking privileges, and other school rules, regulations, and policies developed for the safe and efficient operation of the school are not student fees.

- N. PUBLIC HEARING. On or before August 1, 2002, and annually each year thereafter, the school board shall hold a public hearing at a regular or special meeting of the board on a proposed student fee policy, following a review of the amount of money collected from students pursuant to, and the use of waivers provided in, the student fee policy for the prior school year. The student fee policy shall be adopted by a majority vote of the school board and shall be published in the student handbook. The board shall provide a copy of the student handbook to every student, or to every household in which at least one student resides, at no cost to the student or household.
- O. STUDENT FEE FUND. The district hereby establishes a separate student fee fund not funded by tax revenue, into which all money collected from students pursuant to the Public Elementary and Secondary Student Fee Authorization Act shall be deposited and from which money shall be expended for the purposes for which it was collected from students. Fees collected from another school district's students shall be accounted for in the general fund.
- P. FEE WAIVER. Any fees to be charged or materials to be provided for the following may be waived for students who qualify for free or reduced-prices lunches under United States Department of Agriculture child nutrition programs:
1. Participation in extracurricular activities;
 2. Specialized equipment or specialized attire for participation in extracurricular activities;
 3. "Course Project Materials" as provided in paragraph E;
 4. Musical instruments both for participation in optional music courses that are not extracurricular activities and for participation in extracurricular activities.

Other student fees may also be waived at the discretion of the Superintendent or his or her designee for students who qualify for free or reduced-priced lunches under United States Department of Agriculture child nutrition programs.

- Q. PENALTIES. Students who fail to pay overdue student fees may be subject to administrative penalties including but not limited to exclusion from graduation and commencement ceremonies or related activities, exclusion from prom, withholding of the yearbook or annual, etc. Students shall not be denied a diploma, transcript, or credit for course work completed for failure to pay student fees.
- R. FUND-RAISING. Students may be required to partake in fund-raising activities in order to participate in extracurricular activities. If fund-raising is required for a particular

Section 500: STUDENTS
Student Rights and Responsibilities
Student Fees

504.19

extracurricular activity, any student participating in said activity shall be expected and required to participate in equally and share equally in whatever funds are raised.

- S. SEVERABILITY CLAUSE. If any section or part of this policy is declared invalid or unconstitutional, the declaration will not affect the validity or constitutionality of the remaining portions.
- T. STUDENT FEE SCHEDULE. The Board of Education hereby imposes the following fees for the programs designated:

Legal Reference: Neb. Constitution, Art VII, Sect. 1
 Neb. Statute 79-215 (tuition)
 79-241 (option student busing)
 79-605 (nonresident busing)
 79-611 (transportation fees)
 79-734 (books, equipment and supplies)
 79-2,104 (student files)
 79-2,125 to 2,134 (student fees law)
 79-1104 (before-and-after-school services)
 79-1106 to 1108 (learners with high ability)

Cross Reference: 505.05 Fines for Lost or Damaged Items
 506 Student Activities
 507.01 Student Records Access
 801 Transportation
 802.05 Free or Reduced Cost Meals Eligibility
 1005.01 Public Complaints

Section 500: STUDENTS
Student Rights and Responsibilities
Student Fees

504.19

Elementary Program

Program	General Description of Fee or Material	Amount of Fee (Anticipated or Maximum or Specified Materials Required)
Grades 4-6	Planner	\$5.00 replacement fee
Summer School	Classes Offered	\$50.00 per student
		\$15.00 per student per class when supplies fee is applicable
Night School	Classes Offered	\$50.00 per student
		\$15.00 per student per class when supplies fee is applicable
Classroom Supplies	General Supplies; such as writing instruments (pens, pencils, crayons, markers), notebooks, etc.	None - - necessary items supplied by the school. Students will be responsible for the replacement cost of damaged or lost supplies. Students are encouraged but not required to bring items from class supply lists which may be handed out by the office or individual teacher.
Technological Equipment	iPods	Not to exceed \$500.00 replacement fee
	iPads	Not to exceed \$1,000.00 replacement fee Broken Screen - \$100.00 Any other accidental damage 1 st Incident - \$75.00 or cost of repair 2 nd Incident – ½ of repair costs 3 rd Incident – Full cost of replacement or repair Intentional Damage Full Cost of Replacement
	Lap top Repairs	Not to exceed \$1,500.00 replacement fee Accidental Damage 1 st Incident – \$75.00 or cost of repair 2 nd Incident – ½ of repair costs 3 rd Incident – Full cost of replacement or repair Intentional Damage Full Cost of Replacement
Soundsational Singers	Costumes	Maximum fee of \$50.00

NASB Policy
 Adopted: 08/29/2014
 Reviewed: 05/11/2015
 Reviewed: 06/13/2016
 Reviewed: 06/12/2017
 Reviewed: 07/16/2018
 Reviewed: ~~XX/XX/XXXX~~

O'Neill Board of Education
 School District No. 7

Section 500: STUDENTS
Student Rights and Responsibilities
Student Fees

504.19

Elementary Program

Program	General Description of Fee or Material	Amount of Fee <small>(Anticipated of Maximum or Specified Materials Required)</small>	
Copies	Use of school copiers (except for one copy of a student's file, which will be provided without charge.)	Black & White Copies	\$0.05
		Black & White Copies (two sided)	\$0.07
		Color Copies	\$0.10
		Color Copies (two sided)	\$0.15
		Above prices are per page when charges apply.	
Field Trips	Transportation and admission costs of field trips	None - - Cost of school-sponsored, class-related field trips will be paid for by the school. Parents may be encouraged but not required to pay for field trip cost up to \$5.00 to defray costs. (With administrative approval, the requested donation may be up to \$100.00 for special field trips.) Meals on field trips will be at the expense of the student. Occasionally school sack lunches will be offered; the cost of these sack lunches will be consistent with typical lunch rates.	
School Meals	School meals and after-school snack program	\$1.45 <u>\$1.50</u> – Breakfast	\$1.10 – Extra Breakfast Entrée
		\$2.65 <u>\$2.70</u> – Lunch	\$1.70 <u>\$1.75</u> – Extra Lunch Entrée
		\$1.90 – Extra Slice of Name Brand Pizza	
		\$1.00 – Side Salad	\$0.75 – Extra Potatoes
		\$0.50 – 4 oz. Juice	\$0.75 – 8 oz. Juice
		\$0.50 – Extra Milk	\$0.85 – Developing Eagle Snack
		Prices are maximums based on one meal per day, will vary depending on the number of meals or items purchased by the student, and may be adjusted during the year.	

NASB Policy
 Adopted: 08/29/2014
 Reviewed: 05/11/2015
 Reviewed: 06/13/2016
 Reviewed: 06/12/2017
 Reviewed: 07/16/2018
 Reviewed: XX/XX/XXXX

O'Neill Board of Education
 School District No. 7

Section 500: STUDENTS
Student Rights and Responsibilities
Student Fees

504.19

Elementary Program

Program	General Description of Fee or Material	Amount of Fee (Anticipated of Maximum or Specified Materials Required)
Developing Eagles	After School Program	Free for children who qualify for free or reduced meals. <hr/> \$4.00 \$5.00 per day per child for those not qualified for free or reduced meals. <hr/> \$10.00 \$12.00 per day for 'out of school days' (i.e.: Christmas Break, Spring Break, etc.)
Developing Eagles	Summer School Program	Free for children who qualify for free or reduced meals. <hr/> \$5.00 \$12.00 per day per child not to exceed \$10.00 \$24.00 per day per family for those not qualified for free or reduced meals.

NASB Policy
 Adopted: 08/29/2014
 Reviewed: 05/11/2015
 Reviewed: 06/13/2016
 Reviewed: 06/12/2017
 Reviewed: 07/16/2018
 Reviewed: ~~XX/XX/XXXX~~

O'Neill Board of Education
 School District No. 7

Section 500: STUDENTS
Student Rights and Responsibilities
Student Fees

504.19

Secondary Program

Program	General Description of Fee or Material	Amount of Fee (Anticipated of Maximum or Specified Materials Required)
Summer School	Classes Offered	\$50.00 \$100.00 per resident student
		\$100.00 \$150.00 per non-resident student
		\$15.00 per student per class when supplies fee is applicable
Night School	Classes Offered	\$50.00 per student
		\$15.00 per student per class when supplies fee is applicable
Classroom Supplies	General Supplies; such as writing instruments (pens, pencils, crayons, markers), notebooks, etc.	None - - necessary items supplied by the school. Students will be responsible for the replacement cost of damaged or lost supplies. Students are encouraged but not required to bring items from class supply lists which may be handed out by the office or individual teachers.
Driver's Education	Classroom Instruction & Driving	Not to exceed \$250.00
Extra-Curricular	Uniform deposit	Not to exceed \$150.00
PE Classes	Appropriate clothing & Physical	Gym shoes, shorts, shirts, socks, etc. Physical – Cost varies; payable directly to student's physician or clinic.
Music Classes	Uniforms and equipment	Not to exceed \$150.00
Yearbook		Not to exceed \$60.00
FCCLA	Membership Dues	Not to exceed \$25.00
FFA	Membership Dues	Not to exceed \$50.00
Class Dues		Not to exceed \$30.00
Art Class	Appropriate clothing, non-specialized	Old shirt for painting, other clothing which may get paint on it or otherwise be damaged.
Industrial and Automotive	Protective eye wear, gloves	Not to exceed \$150.00

NASB Policy
 Adopted: 08/29/2014
 Reviewed: 05/11/2015
 Reviewed: 06/13/2016
 Reviewed: 06/12/2017
 Reviewed: 07/16/2018
 Reviewed: ~~XX/XX/XXXX~~

O'Neill Board of Education
 School District No. 7

Section 500: STUDENTS
Student Rights and Responsibilities
Student Fees

504.19

Secondary Program

Program	General Description of Fee or Material	Amount of Fee	
		(Anticipated of Maximum or Specified Materials Required)	
School Meals	School meals and after-school snack program	\$1.45 1.50 – Breakfast	\$1.10 – Extra Breakfast Entrée
		\$0.75 – Cereal Bars	\$0.75 – Pop Tarts
		\$0.75 – Fruit Shapes	\$0.50 – Extra Milk
		\$0.50 – 4 oz. Juice	\$0.75 – 8 oz. Juice
		\$1.50 – 10 oz. Juice	\$0.85 - Snacks
		\$2.65 2.70 – Lunch	\$1.70 1.75 – Extra Lunch Entrée
		\$0.75 – Muffins	\$1.25 – Izze Juices/Envy
		\$1.90 – Extra Slice of Name Brand Pizza	
		\$1.70 1.75 – Fruit/Vegetable Bar	
		\$2.25 – Chef's Meal	\$0.75 – Baked Chips
		\$1.00 – Side Salad	\$0.75 – Extra Potatoes
		\$1.00 – Water	\$0.50 – 1 Cookie
		\$0.50 – Sm Frozen Ice Cream	\$0.75 – Med Frozen Ice Cream
		\$1.00 – Premium Ice Cream	
Prices are maximums based on one meal per day, will vary depending on the number of meals or items purchased by the student, and may be adjusted during the year.			
Copies	Use of school copiers (except for one copy of a student's file, which will be provided without charge.)	Black & White Copies	\$0.05
		Black & White Copies (two sided)	\$0.07
		Color Copies	\$0.10
		Color Copies (two sided)	\$0.15
		Above prices are per page when charges apply.	
Music (optional classes)	Musical Instruments	Musical instruments and accessories (reeds, valve oil, etc.) Limited instruments available for use by students.	
		Damage fee for school owned instruments not to exceed \$1,500.00	

NASB Policy
 Adopted: 08/29/2014
 Reviewed: 05/11/2015
 Reviewed: 06/13/2016
 Reviewed: 06/12/2017
 Reviewed: 07/16/2018
 Reviewed: ~~XX/XX/XXXX~~

O'Neill Board of Education
 School District No. 7

Secondary Programs

Program	General Description of Fee or Material	Amount of Fee (Anticipated of Maximum or Specified Materials Required)
Field Trips	Transportation and admission costs of field trips	None - - Cost of school-sponsored, class-related field trips will be paid for by the school. Parents may be encouraged but not required to pay for field trip cost up to \$5.00 to defray costs. (With administrative approval, the requested donation may be up to \$500.00 for special field trips.) Meals on field trips will be at the expense of the student. School lunches will be provided as needed for free or reduced lunch eligible students.
Technological Equipment	iPod	Not to exceed \$500.00 replacement fee
	iPad	Not to exceed \$1,000.00 replacement fee Broken Screen - \$100.00 Any other accidental damage 1 st Incident - \$75.00 or cost of repair 2 nd Incident – ½ of repair costs 3 rd Incident – Full cost of replacement or repair Intentional Damage Full Cost of Replacement
	Electronic Power Cords	\$50.00 replacement fee
	Lap top Repairs	Not to exceed \$1,500.00 replacement fee Accidental Damage 1 st Incident – \$75.00 or cost of repair 2 nd Incident – ½ of repair costs 3 rd Incident – Full cost of replacement or repair Intentional Damage Full Cost of Replacement
	24/7 Apple Mac Book Computer Fee	Not to exceed \$25.00
Advanced Math or Science Classes	Specialized calculators	Not to exceed \$200.00 replacement fee for lost or damaged calculators.

Section 500: STUDENTS
Student Rights and Responsibilities
Student Fees

504.19

Secondary Programs

Program	General Description of Fee or Material	Amount of Fee (Anticipated of Maximum or Specified Materials Required)
Post-Secondary Classes	Tuition and fees for college courses.	None - - Any post-secondary education costs are to be paid directly by the student to the college.
College Entrance Tests	Prep programs and tests	<p>Costs of college entrance tests or prep courses, such as ACT preparation, PSAT test, and ACT test, are optional and to be paid directly to the private companies involved.</p> <hr/> <p>School Sponsored ACT prep not to exceed \$250.00</p>
Admission	Spectator fees for admission to events	<p>\$5.00 per event maximum</p> <hr/> <p>Students may purchase an annual activity ticket for \$20.00 per year.</p> <hr/> <p>For District and Conference events hosted by the school, cost to be set by the NSAA, not to exceed \$20.00 per event.</p>
Athletic Physicals	NSAA required athletic physicals	Cost varies; payable directly to student's physician or clinic.
Athletic participation fees	Fee to participate in athletic programs	In the event a fee is charged, the fee will be \$50.00 per year maximum.

NASB Policy
 Adopted: 08/29/2014
 Reviewed: 05/11/2015
 Reviewed: 06/13/2016
 Reviewed: 06/12/2017
 Reviewed: 07/16/2018
 Reviewed: ~~XX/XX/XXXX~~

O'Neill Board of Education
 School District No. 7

May 13, 2019

O'Neill Public Schools
POB 230
O'Neill, Nebraska 68763
Amy Shane, Superintendent

Kevin McNichols
POB 124
Atkinson, Nebraska 68713

Dear Mrs. Shane,

I am writing to provide you with my formal notice of resignation from O'Neill Public Schools. I will be planning to take my retirement effective at the end of this school year.

I would like to thank you for the opportunity to teach here at O'Neill High School, during the past 15 years. It was an honor to be able to teach at my Alma Mater. I have really enjoyed working with our young people here in O'Neill.

Sincerely,



Kevin P. McNichols

EDUCATIONAL SERVICE UNIT 8

Dedicated 2019

BOARD OF DIRECTORS

Dan J. Garner, Board President

Timothy C. Lambert

Gary D. Arehart

Robert Chilcoat, Jr.

William A. Kuester

Charles W. Balsiger

Don C. Schmidt

Lynda J. Kassmeier

Craig W. Brewster

Dr. Wende Heckert, DNP

Bill L. Mowinkel, Administrator

PLANNERS ARCHITECTS ENGINEERS

Prochaska & Associates

CONSTRUCTION MANAGER

RaDec Construction Co., Inc.

O'Neill Public Schools

Option Enrollment Report

May, 2019

Option In

Date	Student	Resident District	Optioning In To:	Grade Level	School Year
------	---------	-------------------	------------------	-------------	-------------

Option Out

Date	Student	Resident District	Optioning Out To:	Grade Level	School Year
5/16/2019	Carson, MacKinley	O'Neill	Boyd County	K	2019-2020

Cancelling Option

Date	Student	Resident District	Option District	Current Grade Level	Reason
11/13/2018	Lechtenberg, Gary	Boyd County	O'Neill	12	
5/31/2018	Carson, Lane	O'Neill	Boyd County	12	Graduated
5/31/0178	Maxwell, Derek	O'Neill	Nebraska Unifed	12	Graduated
5/31/2019	Peed, Thomas	O'Neill	Nebraska Unifed	12	Graduated
5/31/2019	Wentworth, Lindee	O'Neill	West Holt	12	Graduated
5/31/2019	Wetzel, Carlie	O'Neill	West Holt	12	Graduated
5/31/19	Wright, Joseph	O'Neill	Ewing	12	Graduated

O'NEILL PUBLIC SCHOOLS

Vision Statement

Dream, Believe, Achieve

Empowering Today's Students to be Tomorrow's Leaders

June 13, 2019

The
O'Neill
Way

Dedication
Dignity
Respect
Class
Courage
Honor
Excellence
Pride

Hello! I hope you are all having the opportunity to enjoy some down time! There is no "down time" around here, as the building project is full speed ahead! They still believe we will be able to occupy the classroom portions of the building by the beginning of the school year. Last year at this time, we were celebrating the fact that the first mod was gone; this year we can celebrate the fact that the other three have found new homes as well! Having all of our students under one roof is going to be amazing! If anyone would like to take an updated tour, I will plan to be at the weight room door on the east side of the building at 6:45 on Monday night! We will also be discussing building related subjects such as parking at Monday night's meeting. Mr. Brown has done a great job supervising the project on site, I'm truly thankful for all of his efforts! Aaron Abramson and Jake Miller (OHS alumni) have also been awesome as site superintendents!

On our long range plan, we are due to replace one of our 11 passenger full size vans. Nick suggests that we replace it with a Transit van that would have more storage space for activities such as golf, track and softball. We will be asking the board to authorize getting bids for that vehicle at this meeting.

The administrative team has been busy the past couple of weeks attending trainings and planning for next year. It is a privilege to serve with such a great group of educators!! We traveled to Neligh for School Threat Assessment Team training. We sent Mrs. Mudloff and Kip Krysl from the OPD to this training last fall, and began to implement a Threat Assessment Team second semester. We believe that it is important for all members to attend the training at some point. Mr. Hilker also attended this year. We will send the remaining members to the next training. The trainers were from UNL and were very engaging and informative. We will be making some minor changes to our process based on what we learned. We really want to make sure that everyone (students, parents, community members) are aware of how to report safety related items to administration, even if they want to remain anonymous. We have a "Speak Up" app that can be used for this, and it is located on our home page. We have not received any reports since we implemented the app, but I like to think that is because our administration is approachable and they bring their concerns directly to us.

The Mission of the O'Neill Public Schools is to provide engaging learning experiences in a safe and respectful environment where all students are expected to develop the skills and knowledge necessary to be independent, collaborative, and productive citizens of an ever-changing world.

The administrative team, along with Amy Kaup from the Elementary and Rylee Dexter from the High School, attended Marzano's level 1 Highly Reliable Schools training. We surveyed staff and students at the end of the school year to determine if we felt ready for this next step. Based on the results (I have included them under oral and written communication), we believe we are! We are going to determine whether to bring Dr. Ruhl, who was with us last January, in again this January or whether we wait and bring him back in the 2020-21 school year.

We are looking at bringing Mock Trial back as an activity this fall. Both Jan Krotter-Chvala and Bergan Carr, who are familiar with Mock Trial, have expressed interest in working with our students. They would be volunteering their time. We have had two staff members interested in being the school sponsor for this activity. It is still on the extra duty schedule at 2.5% If there is enough student interest, I will be excited to see this activity back in our hallways!

We have only three new staff members this year! It is great to have that much stability in the district. It really helps as we move forward with various initiatives for school improvement, etc. Thanks for all you do to support the efforts of our students and staff.

Looking forward to seeing you all on Monday night!

A handwritten signature in cursive script that reads "Amy Shane". The signature is written in black ink and is positioned above the printed name.

Amy Shane

O'Neill Public School

Box 230 O'Neill, NE 68763

Corey Fisher, High School Principal

e-mail: coreyfisher@oneillschools.org

Phone: (402) 336-1544

Date: June 17, 2019

Re: Board Report (Junior-Senior High School)

SCHOOL SAFETY TEAM- CRISIS RESPONSE TEAMS - THREAT ASSESSMENT TEAM:

- Members of the OPS Threat Assessment Team attended a Threat Assessment workshop with Dr. Mario Scalaro on June 5th and 6th. Our team gained applicable information to strengthen what we have done here at OPS in the area of Threat Assessment. The below information defines the different teams that O'Neill Public Schools has to assure a focus on providing a safe, secure and supportive district environment. We plan to include this information in both the elementary and junior-senior high school student and staff handbooks this coming school year.
 - **SAFETY TEAM:** The focus for the OPS Safety Team is on prevention. (buildings, grounds and programs)
 - Purpose: The OPS Safety Team works to address areas that could compromise safety to individuals on school grounds or during a school activity. Buildings, grounds, programs, procedures and etc. The OPS Safety Team focuses on areas that are more structural or defined programs/protocols.
 - The OPS Safety Team includes a variety of district-wide stakeholders on one team and meets quarterly to address safety concerns. In the past School Wellness has been a part of the Safety Team. The district is moving to have a separate School Wellness Team whose focus will be separate from the OPS Safety Team.
 - **CRISIS TEAMS:** The focus of the OPS Crisis Teams is reaction following a crisis incident or event.
 - Purpose: The Crisis Teams meet and plan response following a crisis. The teams do not necessarily meet on a routine scheduled basis. In recent years, crisis teams have responded to deaths or other crisis that could potentially impact a large or significant population of students/staff. Crisis teams can also meet and respond to a variety of crisis events. Examples would be things like the 9-11 Terror Attacks and other issues or events that could impact the students/staff at the schools.
 - Each campus has a Crisis Team that can meet together or separately as needed. Team members include a variety of faculty and guidance staff. Typically, administrators are NOT members of the Crisis Teams but are involved when determining appropriate public response to crisis. Typically, the Crisis Response Team will recommend a course of action to school administration to be communicated to all stakeholders following a crisis.
 - **THREAT ASSESSMENT TEAM:** The focus of the OPS Threat Assessment Team is prevention and also early-on assessment during escalation.
 - Purpose: The team assesses the likelihood of escalated violence or disruption to school operations as well as identifying measures and supports that can be taken to mitigate the risks. This team does not limit assessments to students only. Anyone who may pose a risk of violence or disruption may be considered and assessed by the team.
 - The OPS Threat Assessment Team meets monthly. The team includes School Administrators, School Guidance Counselors, Law Enforcement Personnel, Mental Health Personnel, School Psychologists and School Technology staff.

SUMMER SCHOOL CREDIT RECOVERY PROGRAM:

- The 7-12 Summer School Credit Recovery program is well under way. Twelve O'Neill Junior-Senior High School students (grades 7-12) were deemed eligible for our Credit Recovery Summer School and a total of nine students from O'Neill Junior-Senior High School have participated thus far. There are two students from St. Mary's High School who are also participating.

JUNIOR-SENIOR HIGH SCHOOL STUDENT HANDBOOK FOR 2019-2020 SCHOOL YEAR:

- I am working to update the Junior-Senior High School Student Handbook for the coming school year. In addition to the general yearly updates (staff rosters, first day schedules, and etc.), I will be asking you to consider supporting some changes/updates to the following areas of the handbook:
 1. Attendance: Further clarification focused on tardiness and absences. I am looking at implementing a community service type of consequence for students with unexcused tardiness.
 2. On-campus driving and parking expectations.
 3. Clarification on vaping.
 4. Technology Use

While students and staff are currently on summer break, several students and staff continue to represent OHS in a positive manner as they have participated in a variety of different school related summer events. Additionally, several graduates from this spring have also represented our school in a variety of summer all-star events. Looking ahead, Mrs. Mann will accompany several students to Anaheim, California to The National FCCLA Conference that will be held June 30-July 4th.

CONGRATULATIONS to Alyssa Moser! Alyssa participated in the 2019 American Legion Auxiliary Cornhusker Girls State week long event. Alyssa is a soon-to-be senior here at OHS and was selected as the 2019 Cornhusker Girls State Governor! This is an honor as only one participant out of several hundred who attended Cornhusker Girls State can earn this recognition. Alyssa was also elected as one of only two students who will represent Nebraska at Girls Nation this July in Washington, D.C.



Photos by Antelope County News and KBRX Radio.

O'Neill Elementary School

Mr. Jim York, Principal

Mrs. Jill Brodersen, Assistant Principal

1700 N. 4th Street

P.O. Box 230

O'Neill, Nebraska

Phone: (402)-336-1400 Fax: (402)-336-2651

O'Neill Elementary Eagle Way 🦅 Be Safe 🦅 Be Respectful 🦅 Be Responsible

Board Note from the Elementary June 2019

The end of the school year came so quickly this year! I guess it's true what they say, "time flies when you're having fun!!" Our year ended with a whirlwind week of track meets, field trips, and our awards ceremony. I would like to give a shoutout to Ms. Belmer for running two fantastic track meets during the last week of school.

Students always do a great job of participating and trying their best during the track meets, but what stood out to me was how everyone cheered other students on. I had multiple parents and grandparents approach me to point out the great sportsmanship. That is truly the Eagle Way.

Our awards ceremonies went well, with our students being recognized for their efforts in the classroom, art, music, PE, HAL, and reading. We also had two video presentations, one was a "goodbye" video made by the 6th grade to Mr. Kruse, who is leaving us to teach in Kearney. We thank Mr. Kruse for his time here with us. The other video shown was the annual "6th-grade Goodbye" video. There were certainly some happy tears shed during those videos! ****NOTE** I have posted some pictures from the track meets & awards ceremonies.**

We have a lot going on in and around the building this summer, including Summer Developing Eagles, summer school, Special Education summer services, and cement work & tuckpointing. I am impressed every morning when I walk into school and see our Developing Eagles & summer school (both general ed & special ed) staff working with our students. These people truly love what they are doing. Our Summer School program is focussing on reading and math, with our language arts curriculum and math essentials driving the instruction. I have been impressed with the activities our Developing Eagles staff has led with our students. Please make sure to follow their

O'Neill Elementary School
Mr. Jim York, Principal
Mrs. Jill Brodersen, Assistant Principal

1700 N. 4th Street
P.O. Box 230
O'Neill, Nebraska

Phone: (402)-336-1400 Fax: (402)-336-2651

O'Neill Elementary Eagle Way 🦅 Be Safe 🦅 Be Respectful 🦅 Be Responsible

Facebook Page to see what is going on all-year long in Developing Eagles

(<https://www.facebook.com/Developing-Eagles-901447133214859/>).

The cement work & tuckpointing has gone well & has made O'Neill Elementary look THAT MUCH better! Thank you to FCF Construction and Karr Tuckpointing for their professional and quality work.

Finally, I wanted to give a personal/professional update. I am participating in a program through NAESP (National Association of Elementary School Principals) and NDE (Nebraska Department of Education) focussing on PK-3 Elementary Leadership. This program runs throughout the 2019-2020 school year and I am looking forward to becoming a stronger Early Childhood Principal. I will make sure to keep you apprised of the work throughout the year. I have attached a little bit of information about the program on the bottom of this document.

Once again, if you need anything, please feel free to stop by the office, call, or e-mail me. Have a great summer!



O'Neill Elementary School
Mr. Jim York, Principal
Mrs. Jill Brodersen, Assistant Principal
1700 N. 4th Street
P.O. Box 230
O'Neill, Nebraska

Phone: (402)-336-1400 Fax: (402)-336-2651

O'Neill Elementary Eagle Way 🦅 Be Safe 🦅 Be Respectful 🦅 Be Responsible

(Left picture) 3rd Grade top AR Readers for the 2018-19 School Year--Colby, Tate, Bristol, Calli, Briley, and Maguire (Right Picture) Daine B. on football punt



Kindergarten 100 m Dash



Fourth Grade girls 100 m Dash



Aidan S. and some of his 6th grade friends running the 50 meter dash!

O'Neill Elementary School
Mr. Jim York, Principal
Mrs. Jill Brodersen, Assistant Principal
1700 N. 4th Street
P.O. Box 230
O'Neill, Nebraska

Phone: (402)-336-1400 Fax: (402)-336-2651

O'Neill Elementary Eagle Way 🦅 Be Safe 🦅 Be Respectful 🦅 Be Responsible



1st Grade girls 50 m dash



6th Grade Top Readers---Kendall, Michael, and Zuri

O'Neill Elementary School
Mr. Jim York, Principal
Mrs. Jill Brodersen, Assistant Principal

1700 N. 4th Street
P.O. Box 230
O'Neill, Nebraska

Phone: (402)-336-1400 Fax: (402)-336-2651

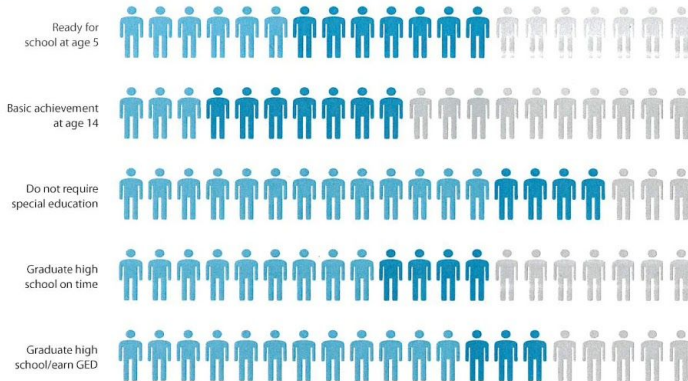
O'Neill Elementary Eagle Way 🦅 Be Safe 🦅 Be Respectful 🦅 Be Responsible

Early Childhood Facts and Research that I find Beneficial to Know!

How would early childhood education change the lives of 20 children living in poverty?

Educational Benefits

Preschool ● No Preschool ●



Lifelong Benefits

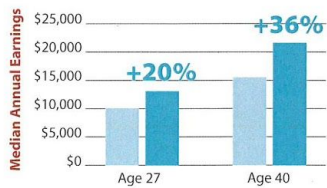
Five more adults would earn more than \$2,000/month by age 27

Car ownership would increase by **37%**

Home ownership would increase by **32%**

Twice as many men would raise their own children

46 Fewer total arrests by age 27 (2.3 per person)
440 Fewer lifetime months spent in prison (22 per person)



Source: Collaborative Communications Group, Inc.

COMPETENCIES FOR EFFECTIVE PRINCIPAL PRACTICE

O'Neill Elementary School
Mr. Jim York, Principal
Mrs. Jill Brodersen, Assistant Principal

1700 N. 4th Street
P.O. Box 230
O'Neill, Nebraska

Phone: (402)-336-1400 Fax: (402)-336-2651

O'Neill Elementary Eagle Way 🦅 Be Safe 🦅 Be Respectful 🦅 Be Responsible

What's the return on **\$20** invested in early childhood education?



“Investing in human capital formation early in the life cycle is likely to be more efficient than mitigating disadvantages at older ages. Indeed, research on attempts to provide remedial human capital investments for adults in the form of job training, for example, have often concluded that these have been largely unsuccessful.”

Paul Heckman

Administrative Report for School Board

June 17, 2019

Nick Hostert, AD

Activities:

Golf—The team finished the 2019 season at the B-3 District competition at Columbus and did not qualify anyone for state. We return a big part of our team for 2019-20.

Track—The Eagles had 8 athletes who participated in the annual State Track Meet on May 18 & 19 in Omaha. Kolby Dean finished 5th in the pole vault and Meg Schluns finished 8th place in long jump.

Camps—All of our head coaches will be sponsoring camps and taking athletes to summer leagues, sponsoring open gyms and attending team camps this summer. This will be another busy summer with a lot of quality time put in to help hone skills.

Band-We had 6 students participate in the Masonic Band last weekend and perform at halftime of the Shrine Bowl at UNK, they were Alyssa Fehringer, James Krotter, Andrew Alder, Christopher Laursen, Sam Carstens, and William Otte. Chris Laursen and Samantha Bowland also performed for the Northeast Nebraska All Star football game last Saturday at Norfolk. Spencer Davis represented O'Neill High School as he played for the Red team for this game.

Hosting Events—We will host a Domestic Violence Awareness Walk in July and hosted the first annual North Central NE/NVC girls and boys All-Star basketball games in late May. Claire Morrow, Brianna Bauer, Dennis Herrera and Francisco Perez all played in that game. Brianna Bauer also played in the Northeast Nebraska All-Star volleyball games, where she was named the dark teams MVP.

Weight room—In the first week of summer conditioning we have averaged 90 student athletes/day who are taking advantage of the morning lifting session. Athletes have the opportunity to lift 4 times a week and have individual workouts that include warm-ups, plyo-metric training, explosive core training, core lifts, and individual lifts.

Physicals— will be offered at both clinics again this summer but students will need to schedule their own appointments.

Extra Duty assignments—The 2019-20 coaches/sponsors are included in your packet.

Calendar—The 2019-20 activity calendar is being prepared for the printers. The public also has access to our calendar through a link on our web page. This also allows them to get updates when changes are made to the calendar as well.

Admission—Most schools in the Mid State Conference have admission rates are set at \$5 & \$4. Ours have been at \$5 & \$3 for a number of years. The NSAA now charges \$7 & \$5 for most district events and \$9/\$6 for state competitions. We also charge \$2 & \$2 for admission into JV/Freshmen & JH games.

Vans— I would recommend we trade-in/sell our 2011 full sized Ford van and replace with a Ford Transit. The rest of the fleet appears to be in sound mechanical shape and ready to go for the start of the school year.

O'Neill High School juniors also attended Cornhusker Girls State. Morgan Breiner, Taya Rainforth, Rosie Nelson, Makenna Welke and Alyssa Moser attended Girls' State where Alyssa was elected Governor!



O'NEILL ELEMENTARY SCHOOL

Shannon Stelling-Special Education Director

1700 N. 4th St.

O'Neill, NE 68763

Phone: (402) 336-1948 Fax: (402) 336-2651

- Current Special Education enrollment is 142 with four initial evaluations being completed. Four IEPs (Individualized Education Plan), three MDTs (Multi-Disciplinary Team), and two Individualized Family Service Plans were held since the last board meeting.
- On Monday, May 13th Jill Langan trained 16 staff members on the MANDT system. The MANDT system is a comprehensive, integrated approach to preventing, de-escalating and if necessary, intervening when the behavior of an individual poses a threat of harm to themselves and/or others. The focus of the MANDT system is on building healthy relationships between staff and students within the school setting.
- The Proportionate Share meeting was held at Central Office. Cody Havranek attended the meeting as the non-public school representative. The following topics were discussed:
 - The child find process and how children (ages 3-21) with disabilities parentally placed in nonpublic schools suspected of having a disability can participate equitably, including how parents, teachers and nonpublic school officials will be informed of the process.
 - How the consultation process will operate throughout the school year to ensure that children (ages 3-21) with disabilities parentally placed in nonpublic schools identified through the child find process can meaningfully participate in special education services.
 - How, where, and by whom special education services will be provided for children with disabilities (ages 3-21) parentally placed in non-public schools, including a discussion of the types of services, including direct services and alternate service delivery mechanisms, how such equitable serves will be apportioned if funds are insufficient to serve all children, and how and when these decisions will be made.

Vision Statement:

Dream, Believe, Achieve: Empowering Today's Students to be Tomorrow's Leaders

**Building & Grounds
Board Report
Steve Brown
Monday, June 17, 2019**

Construction Update: (See attached map for the location of each area)

- South and west circle drives complete
- Modulars gone from the site
- Prouty scheduled to remove cement and foundations
 - Dirt work later to prep for parking lot

Area A

- Science casework installed
- HVAC Complete
- Plumbing Complete
- Ceiling grid and lights installed all rooms
- Fire sprinkler system installed
- Hallway tile and paint 95% complete – one coat of paint left
- North science outside store front door installed
- Northwest vestibule doors installed
- Floor prep complete
- New entries to old classrooms installed-waiting on paint and tile
- Design team above ceiling inspection scheduled for the end of this week

Area B

- M/E/P rough ins complete
- Bathroom wall and floor tile in nurse's office restroom complete
- Corridor Flooring prep complete
- Prime and first coat of paint complete
- Acoustical sound spray complete on commons ceiling
- Interior columns in student commons 50%
- Wall tile complete in hallways
- Secretary desk framed
- Southwest entry framed and ready for curtain wall
- Framing on southwest student entry 80% complete
- Prepping southwest student entry exterior columns for brick
- Bulk Heads 90% complete
- Tooth in of brick in new entries for old rooms complete
- Design team above ceiling inspection scheduled for the end of this week

Area C

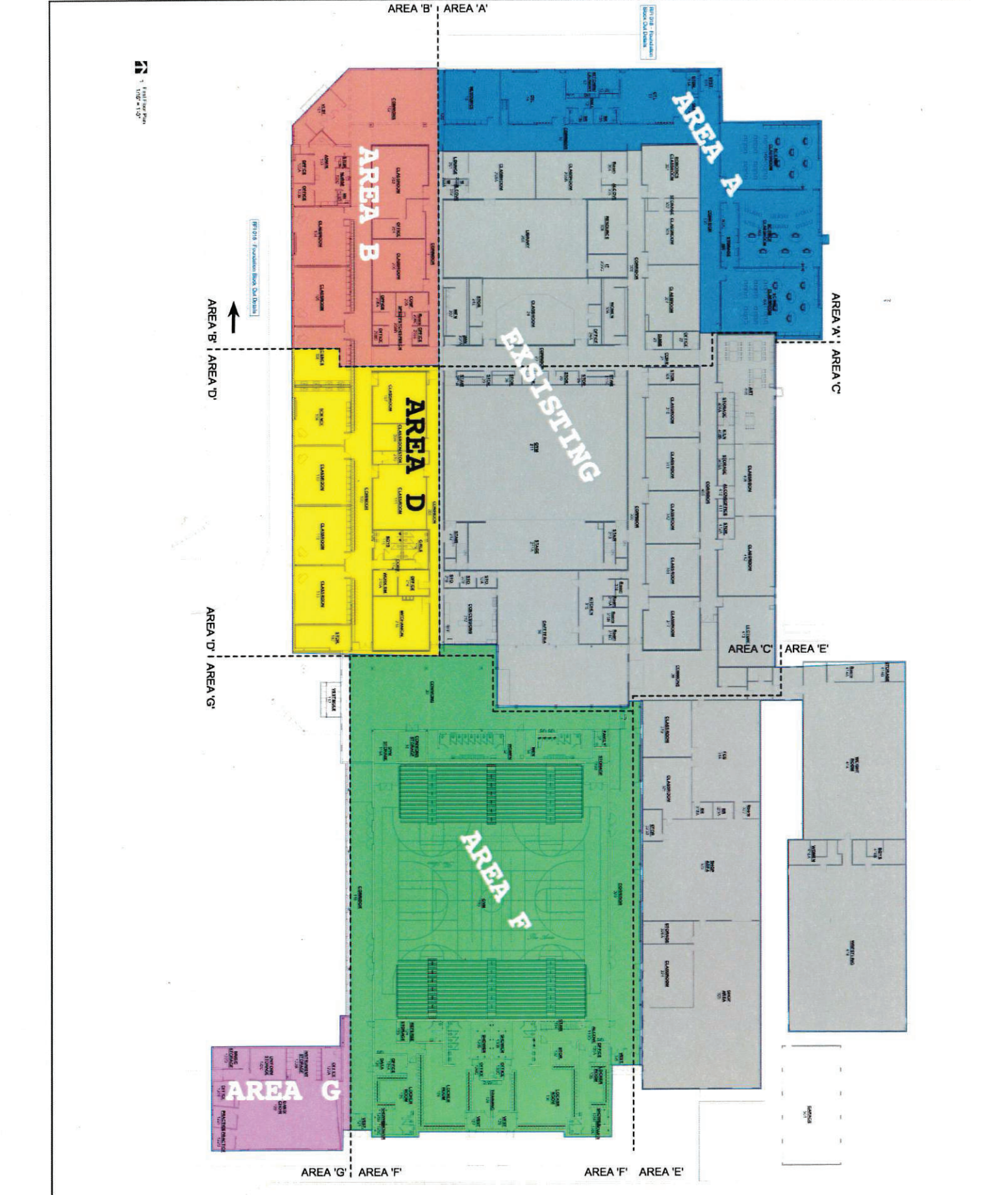
- Fur out of north wall complete and insulated
- Drywall installed by Friday the 14th
- Floor prep in new art room complete
- Cement infill in band room complete
- Support joists added to new art room
- Kiln room and storage framing complete
- Plumbing and electrical rough in complete
- Plumbing in new concessions complete
- All demo complete
- Electrical Cable tray 50% complete(For new Data and fire Alarm)

Area D

- Plumbing and HVAC complete and insulated
- Electrical piping and wire pulling started today
- Drywall mud and tape complete
- Prime and first coat 50% complete
- Tooth in for new entries to old classrooms complete
- Restroom/Locker room demo complete
- Restroom plumbing rough in complete
- Restroom CMU and Brick work 75% complete
- Cement in fill complete in restroom

Area F

- Gym and band room roof complete
- North and south corridor cement poured 85% complete
- Locker room and corridor decking 90% complete
- Plumbing underground complete in locker room area
- Electrical underground in locker room slated to start this week
- Floor slab prep in locker room will follow electrical underground rough in
- Restroom burnished block complete
 - Minus chase walls
- Plumbing slated to start this week
- Cement slab prep to start this week
- Remainder of north columns grouted
- Band room cement complete
- Exterior brick 30% complete
- Band room interior lay out to start this week



1/11/2018 11:07 AM
 11/11/2018 11:07 AM

AREA 'B' AREA 'D'

AREA 'D' AREA 'G'

AREA 'G' AREA 'F'

AREA 'B' AREA 'A'

AREA 'F' AREA 'E'

AREA 'A' AREA 'C'

AREA 'E' AREA 'E'

AREA 'A' AREA 'C'

AREA 'E' AREA 'E'

AREA 'E' AREA 'E'

AREA 'E' AREA 'E'

AREA 'E' AREA 'E'

AREA 'E' AREA 'E'

AREA 'E' AREA 'E'

AREA 'E' AREA 'E'

AREA 'E' AREA 'E'

AREA 'E' AREA 'E'

AREA 'E' AREA 'E'

AREA 'E' AREA 'E'

AREA 'E' AREA 'E'

AREA 'E' AREA 'E'

AREA 'E' AREA 'E'

AREA 'E' AREA 'E'

AREA 'E' AREA 'E'

AREA 'E' AREA 'E'

AREA 'E' AREA 'E'

AREA 'E' AREA 'E'

AREA 'E' AREA 'E'

AREA 'E' AREA 'E'

AREA 'E' AREA 'E'

AREA 'E' AREA 'E'

AREA 'E' AREA 'E'

AREA 'E' AREA 'E'

AREA 'E' AREA 'E'

AREA 'E' AREA 'E'

AREA 'E' AREA 'E'

AREA 'E' AREA 'E'

AREA 'E' AREA 'E'

AREA 'E' AREA 'E'

AREA 'E' AREA 'E'

AREA 'E' AREA 'E'

AREA 'E' AREA 'E'

AREA 'E' AREA 'E'

AREA 'E' AREA 'E'

AREA 'E' AREA 'E'

AREA 'E' AREA 'E'

AREA 'E' AREA 'E'

AREA 'E' AREA 'E'

AREA 'E' AREA 'E'

AREA 'E' AREA 'E'

AREA 'E' AREA 'E'

AREA 'E' AREA 'E'

AREA 'E' AREA 'E'

AREA 'E' AREA 'E'

AREA 'E' AREA 'E'

AREA 'E' AREA 'E'

AREA 'E' AREA 'E'

AREA 'E' AREA 'E'

AREA 'E' AREA 'E'

AREA 'E' AREA 'E'

AREA 'E' AREA 'E'

AREA 'E' AREA 'E'

AREA 'E' AREA 'E'

AREA 'E' AREA 'E'

AREA 'E' AREA 'E'

AREA 'E' AREA 'E'

AREA 'E' AREA 'E'

AREA 'E' AREA 'E'

AREA 'E' AREA 'E'

AREA 'E' AREA 'E'

AREA 'E' AREA 'E'

AREA 'E' AREA 'E'

AREA 'E' AREA 'E'

AREA 'E' AREA 'E'

AREA 'E' AREA 'E'

AREA 'E' AREA 'E'

AREA 'E' AREA 'E'

AREA 'E' AREA 'E'

AREA 'E' AREA 'E'

AREA 'E' AREA 'E'

AREA 'E' AREA 'E'

AREA 'E' AREA 'E'

AREA 'E' AREA 'E'

AREA 'E' AREA 'E'

AREA 'E' AREA 'E'

AREA 'E' AREA 'E'

AREA 'E' AREA 'E'

AREA 'E' AREA 'E'

AREA 'E' AREA 'E'

Overall Orientation Plan

A-101

O'Neill Public Schools

Junior - Senior High Addition & Renovation

3401 High Street

WATERBURY, VT 05671

DATE: 11/15/18

davis design

1221 N. State Street, Suite E02
 Lincoln, VT 05854
 Phone: 432-476-9100
 Fax: 432-476-9122

Vermilion
 15 East Main Street, Suite 201
 Vergennes, VT 05491
 Phone: 802-624-1281

Lincoln
 1221 N. State Street, Suite E02
 Lincoln, VT 05854
 Phone: 432-476-9100
 Fax: 432-476-9122

Vermilion
 15 East Main Street, Suite 201
 Vergennes, VT 05491
 Phone: 802-624-1281

		<u>Beginning Balance</u>	<u>Expenses</u>	<u>Revenues</u>	<u>Balance Change</u>	<u>Balance</u>
05 704 0150	ACTIVITIES	1,646.93	5,238.09	315.00	0.00	(3,276.16)
	ACTIVITIES TOTAL	1,646.93	5,238.09	315.00	0.00	(3,276.16)
05 704 0126	ANNUAL	8,941.42	0.00	0.00	0.00	8,941.42
	ANNUAL TOTAL	8,941.42	0.00	0.00	0.00	8,941.42
05 704 0100	ATHLETICS	12,791.01	4,728.27	4,958.40	0.00	13,021.14
05 704 0101	ATHLETICS - MISC	4,932.00	0.00	0.00	0.00	4,932.00
05 704 0103	BASKETBALL DISTRICTS	(50.00)	0.00	0.00	0.00	(50.00)
05 704 0105	BASKETBALL - BOYS	(460.17)	0.00	0.00	0.00	(460.17)
05 704 0106	BASKETBALL - GIRLS	(813.89)	0.00	0.00	0.00	(813.89)
05 704 0107	BASKETBALL - BOYS/GIRLS	1,110.00	0.00	0.00	0.00	1,110.00
05 704 0108	CROSS COUNTRY	432.00	0.00	0.00	0.00	432.00
05 704 0109	FOOTBALL	3,225.15	0.00	0.00	0.00	3,225.15
05 704 0110	GOLF - BOYS	0.00	0.00	0.00	0.00	0.00
05 704 0111	GOLF - GIRLS	10.00	0.00	0.00	0.00	10.00
05 704 0114	SOFTBALL	(947.56)	0.00	0.00	0.00	(947.56)
05 704 0115	TRACK	159.05	0.00	0.00	0.00	159.05
05 704 0116	VOLLEYBALL DISTRICTS	634.00	0.00	0.00	0.00	634.00
05 704 0117	VOLLEYBALL	479.25	0.00	0.00	0.00	479.25
05 704 0118	WRESTLING	(1,820.01)	0.00	0.00	0.00	(1,820.01)
05 704 0120	ACTIVITY TICKETS - STUDENTS	0.00	0.00	0.00	0.00	0.00
05 704 0121	ACTIVITY TICKETS - ADULTS	480.00	0.00	0.00	0.00	480.00
05 704 0122	ACTIVITY TICKETS - FAMILY	300.00	0.00	0.00	0.00	300.00
05 704 0124	FINES/LOST EQUIPMENT	0.00	0.00	0.00	0.00	0.00
	ATHLETICS TOTAL	20,460.83	4,728.27	4,958.40	0.00	20,690.96
05 704 0211	CLASS OF '19	(454.27)	(895.27)	80.00	0.00	521.00
05 704 0212	CLASS OF '20	943.88	0.00	312.00	0.00	1,255.88
05 704 0213	CLASS OF '21	3,807.13	0.00	220.00	0.00	4,027.13
05 704 0214	CLASS OF '22	1,365.85	0.00	100.00	0.00	1,465.85
05 704 0215	CLASS OF '23	731.06	10.00	300.00	0.00	1,021.06
05 704 0216	CLASS OF '24	5.00	0.00	0.00	0.00	873.06
05 704 0300	ALUMNI	4,356.70	0.00	0.00	0.00	4,356.70
	CLASSES TOTAL	10,755.35	(885.27)	1,012.00	0.00	13,520.68
05 704 0301	BAND	2,552.97	0.00	0.00	0.00	2,552.97
05 704 0303	CHEERLEADERS	3,680.32	0.00	244.00	0.00	3,924.32
05 704 0304	CHEMISTRY CLUB	243.83	0.00	0.00	0.00	243.83
05 704 0305	ROBOTICS/CHESS CLUB	2,324.05	0.00	0.00	0.00	2,324.05
05 704 0306	CHOIR - JH/HS	3,214.79	134.02	0.00	0.00	3,080.77
05 704 0308	FACULTY FUND - ELEMENTARY	610.63	209.05	0.00	0.00	401.58
05 704 0309	FACULTY FUND - HIGH SCHOOL	546.57	88.00	301.10	0.00	759.67
05 704 0310	FINE ARTS CLUB	3,267.65	48.55	0.00	0.00	3,219.10
05 704 0311	FLAG CORPS	2,257.20	0.00	0.00	0.00	2,257.20
05 704 0312	JR COUNCIL	330.56	0.00	0.00	0.00	330.56
05 704 0313	LIBRARY - ELEMENTARY	2,070.47	479.00	0.00	0.00	1,591.47
05 704 0314	LIBRARY - HIGH SCHOOL	693.61	0.00	55.00	0.00	748.61
05 704 0317	MOCK TRIAL	69.13	0.00	0.00	0.00	69.13
05 704 0318	MUSIC CONTEST	(794.87)	1,164.77	1,960.00	0.00	0.36
05 704 0319	MUSICAL	1,178.98	485.49	7.00	0.00	700.49
05 704 0320	NATIONAL HONOR SOCIETY	950.51	20.09	0.00	0.00	930.42
05 704 0321	ONE ACTS	293.73	0.00	0.00	0.00	293.73
05 704 0322	QUIZ BOWL TEAM	10.96	0.00	0.00	0.00	10.96
05 704 0323	SOUNDSATIONAL SINGERS	4,658.40	1,173.59	0.00	0.00	3,484.81
05 704 0324	SPEECH TEAM	960.64	0.00	296.00	0.00	1,256.64

		<u>Beginning Balance</u>	<u>Expenses</u>	<u>Revenues</u>	<u>Balance Change</u>	<u>Balance</u>
05 704 0325	SPIRIT FUND	3,921.04	1,788.40	1,355.90	0.00	3,488.54
05 704 0326	STUDENT COUNCIL	941.44	245.15	0.00	0.00	696.29
05 704 0327	THEATRE/SWING CHOIR	93.74	0.00	0.00	0.00	93.74
05 704 0328	NATIONAL HISTORY DAY	38.43	0.00	0.00	0.00	38.43
05 704 0329	DRILL/DANCE TEAM	2,007.33	0.00	0.00	0.00	2,007.33
05 704 0330	DIL	3,608.34	0.00	0.00	0.00	3,608.34
05 704 0331	AUSTRALIA TRIP	0.00	0.00	0.00	0.00	0.00
05 704 0335	EAGLE EYE BROADCASTING	1,838.73	5.91	0.00	0.00	1,832.82
05 704 0336	HOLOCAUST LIT/CURRENT ISSUES	(262.80)	0.00	60.00	0.00	(202.80)
05 704 0337	WEIGHT ROOM	1,554.76	0.00	80.00	0.00	1,634.76
05 704 0338	PRESCHOOL	90.62	0.00	0.00	0.00	90.62
05 704 0339	OUTDOOR EDUCATION	23.91	0.00	0.00	0.00	23.91
05 704 0340	WASHINGTON DC TRIP	0.03	0.00	0.00	0.00	0.03
05 704 0341	INTERACT CLUB	1,607.07	0.00	0.00	0.00	1,607.07
05 704 0342	SUPPORT FUND	272.51	0.00	0.00	0.00	272.51
05 704 0343	FREE ENTERPRISE MARKET CLASS	(23.09)	0.00	0.00	0.00	(23.09)
05 704 0344	SENIOR ACTIVITY GYM PICTURES	46.00	0.00	0.00	0.00	46.00
05 704 0345	CTL	1,244.00	197.55	0.00	0.00	1,046.45
	CLUBS TOTAL	46,122.19	6,039.57	4,359.00	0.00	44,441.62
05 704 0127	CONCESSIONS	9,201.87	1,772.84	1,484.86	0.00	8,913.89
	CONCESSIONS TOTAL	9,201.87	1,772.84	1,484.86	0.00	8,913.89
05 704 0104	ATHLETIC DONATIONS	1,201.73	0.00	0.00	0.00	1,201.73
05 704 0128	CLUB DONATIONS	1,565.05	0.00	0.00	0.00	1,565.05
	DONATIONS FOR TOTAL ATHLETICS	2,766.78	0.00	0.00	0.00	2,766.78
05 704 0129	FCCLA	3,167.00	4,190.09	1,138.04	0.00	114.95
	FCCLA TOTAL	3,167.00	4,190.09	1,138.04	0.00	114.95
05 704 0143	FFA	4,224.29	3,270.41	9,762.11	0.00	10,715.99
05 704 0151	FFA GREENHOUSE	2,136.04	60.00	741.00	0.00	2,817.04
	FFA TOTAL	6,360.33	3,330.41	10,503.11	0.00	13,533.03
05 704 0165	MID STATE CONFERENCE	0.00	0.00	0.00	0.00	0.00
	MID STATE TOTAL CONFERENCE	0.00	0.00	0.00	0.00	0.00
05 704 0102	GATE/ACTIVITY CASH BOX	0.00	790.00	790.00	0.00	0.00
05 704 0130	GUIDANCE	932.96	0.00	0.00	0.00	932.96
05 704 0131	INTEREST INCOME	913.22	0.00	60.09	0.00	973.31
05 704 0132	INTERVENTION FUND	114.33	0.00	0.00	0.00	114.33
05 704 0133	MISCELLANEOUS	3,697.23	0.00	0.00	0.00	3,697.23
05 704 0134	SUMMER SCHOLARSHIP FUND	1,497.24	0.00	0.00	0.00	1,497.24
05 704 0136	SCHOLARSHIPS	4,878.73	0.00	0.00	0.00	4,878.73
05 704 0137	TOP OF THE NEST/READ HEADS	49.53	0.00	0.00	0.00	49.53
05 704 0138	VOICES OF YOUTH	1.58	0.00	0.00	0.00	1.58
05 704 0139	BOOK FINES/LOCKS/PLANNERS	2,858.00	0.00	0.00	0.00	2,858.00
05 704 0141	INSUFFICIENT/CLOSED ACCT CHECKS	0.00	0.00	0.00	0.00	0.00
05 704 0145	MENTORING	131.17	0.00	0.00	0.00	131.17
05 704 0147	BULLYING PREVENTION GROUP	100.00	0.00	0.00	0.00	100.00
05 704 0148	BACKPACK PROGRAM	4,483.07	0.00	0.00	0.00	4,483.07
05 704 0149	SCOREBOARD	55,883.00	0.00	0.00	0.00	55,883.00
	MISCELLANEOUS TOTAL	75,540.06	790.00	850.09	0.00	75,600.15
05 704 0152	PARENT GROUP	220.64	27.98	0.00	0.00	192.66

		<u>Beginning Balance</u>	<u>Expenses</u>	<u>Revenues</u>	<u>Balance Change</u>	<u>Balance</u>
	PARENT GROUP TOTAL	220.64	27.98	0.00	0.00	192.66
05 704 0142	SPEECH MEET	2,192.58	0.00	0.00	0.00	2,192.58
	SPEECH TOTAL	2,192.58	0.00	0.00	0.00	2,192.58
05 704 0403	ALUMNI BASKETBALL	0.00	0.00	0.00	0.00	0.00
05 704 0405	BASKETBALL CLUB - BOYS	5,750.20	1,141.00	1,065.00	0.00	5,674.20
05 704 0406	BASKETBALL CLUB - GIRLS	1,013.46	1,266.00	2,070.00	0.00	1,817.46
05 704 0407	ELEMENTARY BOYS BB CLUB	499.42	0.00	0.00	0.00	499.42
05 704 0408	CROSS COUNTRY CLUB	1,103.51	0.00	0.00	0.00	1,103.51
05 704 0409	FOOTBALL CLUB	(1,414.64)	4,560.00	3,833.00	0.00	(2,141.64)
05 704 0410	GOLF CLUB - BOYS	618.53	28.40	0.00	0.00	590.13
05 704 0411	GOLF CLUB - GIRLS	908.42	0.00	0.00	0.00	908.42
05 704 0412	"O" CLUB	3,269.66	2,574.66	604.00	0.00	1,299.00
05 704 0414	SOFTBALL CLUB	4,671.13	3,005.00	85.00	0.00	1,751.13
05 704 0415	TRACK CLUB	5,163.67	873.32	1,070.89	0.00	5,361.24
05 704 0417	VOLLEYBALL CLUB	960.45	1,809.10	0.00	0.00	(848.65)
05 704 0418	WRESTLING CLUB	42.48	0.00	0.00	0.00	42.48
05 704 0420	JH/ELEM GIRLS BASKETBALL	1,177.72	0.00	0.00	0.00	1,177.72
05 704 0422	JH/ELEM GIRLS VOLLEYBALL	766.04	102.90	0.00	0.00	663.14
05 704 0423	JH TRACK CLUB	0.00	0.00	0.00	0.00	0.00
	SPORTS CLUBS TOTAL	24,530.05	15,360.38	8,727.89	0.00	17,897.56
05 704 0135	T & I	2,399.49	542.35	869.68	0.00	2,726.82
	T & I TOTAL	2,399.49	542.35	869.68	0.00	2,726.82
	GRAND TOTAL	214,305.52	41,134.71	34,218.07	0.00	208,256.94

OPS ACTIVITY REPORT
MAY 2019

BALANCE - APRIL 30, 2019		\$ 1,646.93
RECEIPTS:		
N. Hostert - Mid State Quiz Bowl Meal Money	\$ 315.00	
TOTAL RECEIPTS:		\$ 315.00
EXPENDITURES:		
Shane Kruse - High School Art Show Judge	\$ 50.00	
Carhart Lumber - Supplies for Musical Set	\$ 99.30	
Pinnacle Bank - One Act Play	\$ 492.79	
The Meeting Connection - Nat'l FCCLA Leadership Conference Trip	\$ 3,086.00	
FCCLA National Leadership Conference - Registrations	\$ 1,510.00	
TOTAL EXPENDITURES		\$ 5,238.09
ADJUSTMENTS:		
NA	\$0.00	
TOTAL ADJUSTMENTS		\$ -
BALANCE - MAY 31, 2019		\$ (3,276.16)

OPS ATHLETIC REPORT
MAY 2019

BALANCE - APRIL 30, 2019		20,460.83
RECEIPTS:		
N Hostert - Entry fees for HS/JH Track & Golf Invites	\$ 3,845.00	
N Hostert - Golf Entry Fee from CWCE	\$ 65.00	
N. Hostert - Reimbursement for Quiz Bowl Questions	\$ 134.00	
N. Hostert - JH Track Invite fee from Rock County	\$ 100.00	
N. Hostert - Unused cash from state track	\$ 214.40	
N. Hostert - JH Track Fine (Limburg)	\$ 20.00	
N. Hostert - Check for softball fence (Boosters)	\$ 500.00	
N. Hostert - Money for coaches clinic	\$ 80.00	
TOTAL RECEIPTS:		\$ 4,958.40
EXPENDITURES:		
Northwest High School - B3 District Golf Entry Fee	\$ 115.00	
Jostens - 3D Awards & Inserts	\$ 106.90	
Winners Circle - Year-end Banquet Awards	\$ 186.56	
Valentine Community Schools - Boys Golf Entry Fee	\$ 50.00	
Norfolk Catholic High School - B&G Track Entry Fee	\$ 130.00	
ASPI Solutions - JH/HS Track Entries	\$ 450.00	
Stadium Sports - 22 Caliber blanks for Track	\$ 83.60	
Pierce High School - Freshman/Sophomore track entry fee	\$ 110.00	
Gothenburg High School - JH State track entries	\$ 35.00	
Greg Buller - Meals for District Golf	\$ 168.00	
Torpin's Rodeo Market - Water & pop for track meet	\$ 74.76	
Rock County Public Schools - Boys Golf Entry Fee	\$ 50.00	
Michael Peterson - Food & fuel for state track	\$ 638.00	
NSAA - Membership 2019-2020	\$ 1,110.00	
Nebraska Coaches Association - NCA Membership Registration	\$ 1,235.00	
Greg Buller - Reimbursement for green fees, carts, range balls	\$ 245.45	
TOTAL EXPENDITURES		\$ 4,788.27
ADJUSTMENTS:		
Voided check Pierce High School for golf entry fee	\$ 60.00	
TOTAL ADJUSTMENTS		\$ 60.00
BALANCE - MAY 31, 2019		\$ 20,690.96

Regular; Processing Month 05/2019; Fund Number 08

Fund: 08 Building Fund						
<u>Account Number</u>	<u>Description</u>	<u>Revised Budget</u>	<u>During Month</u>	<u>To Date</u>	<u>% of Budget</u>	<u>Budget Balance</u>
08 1100	Taxes Levied	0.00	486,244.08	1,319,867.78	0.00	(1,319,867.78)
08 1115	Carline Tax	0.00	272.89	332.58	0.00	(332.58)
08 1120	Public Power Dist Sales Tax	0.00	0.00	20,858.78	0.00	(20,858.78)
08 1510	Interest	0.00	464.34	2,627.47	0.00	(2,627.47)
08 1990	Contributions & Donations	0.00	0.00	0.00	0.00	0.00
	Subtotal: Local Receipts	0.00	486,981.31	1,343,686.61	0.00	(1,343,686.61)
08 3130	Homestead Exemption	0.00	2,591.71	7,753.89	0.00	(7,753.89)
08 3131	Property Tax Credit	0.00	66,087.51	132,175.02	0.00	(132,175.02)
08 3132	Personal Property Tax Credit	0.00	0.00	4,666.54	0.00	(4,666.54)
08 3133	Nameplate Capacity Tax	0.00	38,605.11	96,550.71	0.00	(96,550.71)
08 3180	Pro-Rate Motor Vehicle	0.00	0.00	2,089.75	0.00	(2,089.75)
08 3990	Other State Receipts	0.00	0.00	0.00	0.00	0.00
	Subtotal: STATE RECEIPTS	0.00	107,284.33	243,235.91	0.00	(243,235.91)
08 4519	IDEA Enrollment/Poverty	0.00	0.00	0.00	0.00	0.00
	Subtotal: FEDERAL RECEIPTS	0.00	0.00	0.00	0.00	0.00
08 5300	Proceeds from the Disposal of Property	0.00	200.00	11,649.99	0.00	(11,649.99)
	Subtotal: NON-REVENUE RECEIPTS	0.00	200.00	11,649.99	0.00	(11,649.99)
	Fund Total:	0.00	594,465.64	1,598,572.51	0.00	(1,598,572.51)

Account Number	Account Description	Revised Budget	Expended During Month	Expenditures to Date	% of Budget
08	Building Fund				
08 2515 350 000 0000 002	Technical Services - Bldg & Sites	\$0.00	\$0.00	\$0.00	0.00
08 2515 352 000 0000 001	Other Prof Services Bldg & Sites	\$0.00	\$0.00	\$0.00	0.00
08 2515 352 000 0000 002	Other Prof Services Bldg & Sites	\$0.00	\$0.00	\$0.00	0.00
08 2515 610 000 0000 001	Supplies Bldg & Sites	\$0.00	\$0.00	\$0.00	0.00
08 2515 610 000 0000 002	Supplies Bldg & Sites	\$0.00	\$0.00	\$0.00	0.00
08 2515 720 000 0000 001	Buildings-Acquiring Buildings & Const	\$0.00	\$0.00	\$0.00	0.00
08 2515 720 000 0000 002	Buildings-Acquiring Buildings & Const	\$0.00	\$0.00	\$0.00	0.00
08 2515 733 000 0000 000	Furniture & Fixtures (>\$5,000)	\$0.00	\$0.00	\$0.00	0.00
2515	Building & Sites	\$0.00	\$0.00	\$0.00	0.00
08 4300 340 000 0000 001	Other Professional Services Architecture	\$0.00	\$13,758.20	\$158,958.11	0.00
4300	Architecture and Engineering	\$0.00	\$13,758.20	\$158,958.11	0.00
08 4700 352 000 0000 001	Other Prof Services Bldg Improv	\$0.00	\$0.00	\$0.00	0.00
08 4700 450 000 0000 001	Construction Services Bldg Improvements	\$0.00	\$5,815.00	\$245,266.41	0.00
08 4700 831 000 0000 001	Redemption of Principal Bldg Improv	\$0.00	\$520,000.00	\$1,119,997.20	0.00
08 4700 832 000 0000 001	Interest on Long-Term Debt	\$0.00	\$8,898.75	\$8,898.75	0.00
08 4700 833 000 0000 001	Other Debt-Related Costs	\$0.00	\$200.00	\$200.00	0.00
4700	Building Improvements	\$0.00	\$534,913.75	\$1,374,362.36	0.00
08	Building Fund	\$0.00	\$548,671.95	\$1,533,320.47	0.00

O'Neill Public School

Expenditures

2018-2019

	2018-19 Budget	March	April	May	YTD Expenditures	Ending Balance	Budget Used
Regular Instructional	4,199,168.00	352,202.64	350,074.17	389,168.44	3,263,274.68	935,893.32	77.71%
ELL Program	380,736.00	28,518.97	30,088.89	30,163.90	268,454.00	112,282.00	70.51%
Poverty Programs	1,256,067.00	88,713.50	91,904.23	97,209.66	842,733.72	413,333.28	67.09%
Early Childhood Programs	104,694.00	8,764.81	8,992.04	8,827.42	79,137.51	25,556.49	75.59%
Special Education	1,733,474.00	121,958.04	130,723.46	126,678.70	1,147,855.04	585,618.96	66.22%
Special Education Birth-5	-	109.10	206.48	78.24	836.11	(836.11)	
Summer School	4,125.00	-	-	-	248.53	3,876.47	6.02%
Other Pupil Services	681,385.00	16,127.62	16,084.00	16,417.55	206,536.52	474,848.48	30.31%
SPED Pupil Services (Psychological, Speech, Audiology, OT, PT, Vision)	-	12,777.10	19,985.85	13,878.45	165,418.54	(165,418.54)	
Support Services-Staff	10,050.00	2,336.78	366.68	736.12	13,988.67	(3,938.67)	139.19%
Library Services	195,941.00	12,742.09	13,971.89	15,533.49	131,926.62	64,014.38	67.33%
Distance Learning	9,000.00	-	-	-	5,820.59	3,179.41	64.67%
Instruction-Related Technology	83,558.00	10,819.89	10,663.90	10,726.39	99,396.77	(15,838.77)	118.96%
General Administration	364,532.00	24,174.28	15,961.08	17,353.05	198,163.43	166,368.57	54.36%
Principals	428,595.00	40,407.16	42,051.06	43,320.85	375,295.53	53,299.47	87.56%
Activity/Athletic Director	-	8,831.76	8,831.75	8,831.75	79,695.75	(79,695.75)	
Fiscal Services	122,528.00	15,050.25	15,999.89	18,951.51	147,421.84	(24,893.84)	120.32%
Maintenance & Operation of Bldgs	1,872,308.00	66,321.61	69,883.06	63,940.13	569,779.62	1,302,528.38	30.43%
Security & Safety	10,710.00	-	325.00	350.00	3,147.73	7,562.27	29.39%
Pupil Transportation	225,500.00	22,409.49	22,743.25	25,844.28	212,105.38	13,394.62	94.06%
SPED Pupil Transportation	43,775.00	4,089.09	3,703.62	3,691.12	34,762.22	9,012.78	79.41%
Comm Serv-Dev Eagles Student Fees	-	712.78	1,044.33	1,425.20	11,650.91	(11,650.91)	
State Categorical Grants	57,000.00	-	-	-	7,148.00	49,852.00	12.54%
Building Improvements	-	-	-	-	655,250.27	(655,250.27)	
Federal Services	316,780.00	20,330.00	17,367.30	11,852.67	161,846.81	154,933.19	51.09%
Federal Services - IDEA	215,066.00	13,244.83	16,417.97	15,509.34	144,503.28	70,562.72	67.19%
Transfers to Activity Fund	51,000.00	-	-	-	51,000.00	-	100.00%
TOTAL EXPENDITURES	12,365,992.00	870,641.79	887,389.90	920,488.26	8,877,398.07	3,488,593.93	71.79%

2018-2019

September	929,084.07
October	1,239,075.13
November	1,367,517.18
December	898,517.65
January	864,371.68
February	900,312.41
March	870,641.79
April	887,389.90
May	920,488.26
June	-
July	-
August	-
YTD Expenditures	<u>8,877,398.07</u>

Regular; Processing Month 05/2019; Fund Number 01

Fund: 01 General Fund						
<u>Account Number</u>	<u>Description</u>	<u>Revised Budget</u>	<u>During Month</u>	<u>To Date</u>	<u>% of Budget</u>	<u>Budget Balance</u>
01 1100	Taxes Levied	9,252,166.00	2,465,460.20	7,507,703.70	81.15	1,744,462.30
01 1115	Carline Tax	1,750.00	1,383.46	1,797.48	102.71	(47.48)
01 1120	Public Power Dist Sales Tax	102,000.00	0.00	105,747.36	103.67	(3,747.36)
01 1125	Motor Vehicle Taxes	415,000.00	38,723.52	395,151.40	95.22	19,848.60
01 1312	Tuition from Indiv - Sum School	0.00	0.00	0.00	0.00	0.00
01 1321	Tuition from Other Dist - Reg Ed	0.00	0.00	0.00	0.00	0.00
01 1510	Interest	7,500.00	5,716.44	37,362.79	498.17	(29,862.79)
01 1800 1744	Community Services Act - Dev Eagles	0.00	1,197.00	8,135.00	0.00	(8,135.00)
01 1910	Rental of School Facilities	1,000.00	240.00	1,297.50	129.75	(297.50)
01 1910 1740	MacBook Deposits	0.00	(50.00)	190.00	0.00	(190.00)
01 1911	Local License Fees	1,000.00	0.00	740.00	74.00	260.00
01 1920	Contributions & Donations	2,000.00	0.00	1,140.00	57.00	860.00
01 1921	Police Court Fees	0.00	0.00	70.00	0.00	(70.00)
	Subtotal: Local Receipts	9,782,416.00	2,512,670.62	8,059,335.23	82.39	1,723,080.77
01 2110	County Fines and License Fees	35,000.00	3,334.00	32,834.16	93.81	2,165.84
	Subtotal: COUNTY AND ESU RECEIPTS	35,000.00	3,334.00	32,834.16	93.81	2,165.84
01 3110	State Aid	95,543.00	9,554.00	85,986.00	90.00	9,557.00
01 3120	SPED School Age	700,000.00	98,486.00	580,631.00	82.95	119,369.00
01 3125	SPED Transportation School Age	14,000.00	0.00	20,400.00	145.71	(6,400.00)
01 3130	Homestead Exemption	0.00	13,139.14	38,975.35	0.00	(38,975.35)
01 3131	Property Tax Credit	0.00	335,042.72	670,085.44	0.00	(670,085.44)
01 3132	Personal Property Tax Credit	0.00	0.00	23,658.02	0.00	(23,658.02)
01 3133	Nameplate Capacity Tax	800,000.00	195,715.62	597,657.48	74.71	202,342.52
01 3155	Textbook Loan	4,000.00	0.00	0.00	0.00	4,000.00
01 3180	Pro-Rate Motor Vehicle	12,500.00	0.00	12,222.25	97.78	277.75
01 3400	State Apportionment	130,000.00	0.00	122,953.46	94.58	7,046.54
01 3512	Distance Education Incentive Pmts	0.00	0.00	5,750.48	0.00	(5,750.48)
01 3535	Payments for HAL	7,000.00	0.00	7,148.00	102.11	(148.00)
01 3551	Career Education	50,000.00	0.00	3,781.00	7.56	46,219.00
01 3590	Ext Learning Opportunity Grant	0.00	0.00	0.00	0.00	0.00
01 3990	Other State Receipts	0.00	0.00	0.00	0.00	0.00
	Subtotal: STATE RECEIPTS	1,813,043.00	651,937.48	2,169,248.48	119.65	(356,205.48)
01 4105	Universal Services Fund (E-Rate)	0.00	0.00	0.00	0.00	0.00
01 4417	IDEA Part B Transition Project	0.00	618.36	618.36	0.00	(618.36)
01 4418	IDEA Part B PEAK Projects	0.00	0.00	1,332.00	0.00	(1,332.00)
01 4505	Title I, Part A	160,000.00	7,544.00	65,247.00	40.78	94,753.00
01 4506	Title I, Part A Accountability	14,000.00	0.00	14,264.00	101.89	(264.00)
01 4509	Title II, Part A	28,750.00	1,569.00	23,722.00	82.51	5,028.00
01 4510	TITLE IV-A	40,500.00	2,000.00	10,608.50	26.19	29,891.50
01 4512	IDEA Part B (611) Base Allocation	71,250.00	0.00	19,927.00	27.97	51,323.00
01 4516	IDEA Preschool (619) Base IDEA E/P	3,000.00	2,580.00	2,612.00	87.07	388.00
01 4519	IDEA Enrollment/Poverty	121,000.00	47,619.00	79,791.00	65.94	41,209.00
01 4520	IDEA Part B Early Intervening Services	0.00	0.00	0.00	0.00	0.00
01 4521	IDEA Part B Proportionate Share	19,816.00	0.00	1,177.00	5.94	18,639.00
01 4524	Other Federal Non-Categorical	0.00	0.00	414.44	0.00	(414.44)
01 4525	Federal Vocational (Carl Perkins)	0.00	0.00	6,945.09	0.00	(6,945.09)
01 4526	Title I, Part C ESSA Migratory Children	2,500.00	0.00	0.00	0.00	2,500.00
01 4527	Title III Part A ESSA ELL	1,500.00	0.00	1,698.97	113.26	(198.97)
01 4528	Title III ESSA Immigrant	0.00	0.00	0.00	0.00	0.00
01 4530	Other Fed Receipts PBIS	0.00	540.07	5,112.94	0.00	(5,112.94)
01 4531	Title IV, Part B ESSA: 21st CCLC	50,030.00	0.00	49,100.89	98.14	929.11
01 4708	Medicaid in Public Schools	500.00	0.00	2,963.55	592.71	(2,463.55)
01 4709	Medicaid Administrative Activities	5,000.00	0.00	9,577.47	191.55	(4,577.47)

Regular; Processing Month 05/2019; Fund Number 01

Fund: 01 General Fund						
<u>Account Number</u>	<u>Description</u>	<u>Revised Budget</u>	<u>During Month</u>	<u>To Date</u>	<u>% of Budget</u>	<u>Budget Balance</u>
01 4967	Title IV-A SSAE Grant Competitive	0.00	0.00	18,109.00	0.00	(18,109.00)
	Subtotal: FEDERAL RECEIPTS	517,846.00	62,470.43	313,221.21	60.49	204,624.79
01 5300	Proceeds from the Disposal of Property	0.00	22.01	304.76	0.00	(304.76)
01 5301	Insurance Adjustments	10,000.00	0.00	9,603.07	96.03	396.93
01 5690	Other Non-Revenue Receipts	0.00	2,449.27	21,314.06	0.00	(21,314.06)
	Subtotal: NON-REVENUE RECEIPTS	10,000.00	2,471.28	31,221.89	312.22	(21,221.89)
01 9000 1740	Non-Program Receipts MacBook	0.00	0.00	32,672.86	0.00	(32,672.86)
01 9000 1744	Non-Program Receipts Dev Eagles	0.00	0.00	4,692.08	0.00	(4,692.08)
	Subtotal: Non-Program Receipts	0.00	0.00	37,364.94	0.00	(37,364.94)
	Fund Total:	12,158,305.00	3,232,883.81	10,643,225.91	87.54	1,515,079.09

Revenue Summary Report

Processing Month: 05/2019

User ID: KMARVIN

Regular; Processing Month 05/2019; Fund Number 01

	<u>Revised Budget</u>	<u>During Month</u>	<u>To Date</u>	<u>% of Budget</u>	<u>Budget Balance</u>
Grand Total:	12,158,305.00	3,232,883.81	10,643,225.91	87.54	1,515,079.09

O'Neill Public Schools
Income - Expense Summary
May, 2019

IMPREST ACCOUNT

GWB - Checking Account Balance - 4/30/19		\$1,438.33
REVENUE:		
Reimb from General Fund	\$3,562.50	
Great Western Bank - Interest	<u>\$0.03</u>	
TOTAL REVENUE		\$3,562.53
EXPENDITURES:		
	<u>\$0.00</u>	
TOTAL EXPENDITURES		<u>\$0.00</u>
TOTAL IMPREST BALANCE - 5/31/19		<u>\$5,000.86</u>

BANK STATEMENT BALANCE - 5/31/19		\$5,000.86
Outstanding Deposit	\$0.00	
Outstanding Checks	<u>\$0.00</u>	
ENDING BALANCE		<u>\$5,000.86</u>

ACCOUNT REVIEW

Ending Register Balance	\$5,000.86
Disbursements	\$0.00
Less: Accrued Interest 17-18	\$0.50
Less: Accrued Interest 18-19	<u>\$0.36</u>
Imprest Account Balance	\$5,000.00

O'Neill Public Schools
Income - Expense Summary
May-2019

GENERAL - DEPRECIATION - LUNCH - COOPERATIVE - STUDENT FEE FUNDS

GPSB Checking Account Balance	3,068,777.34	
Mutual of Omaha Checking Account Balance	<u>582,288.87</u>	
		\$3,651,066.21

EMPLOYEE BENEFIT FUND

Checking Account Balance	<u>10,635.01</u>	
		\$10,635.01

BUILDING FUND

Checking Account Balance	<u>761,757.60</u>	
		\$761,757.60

FLEX BENEFITS FUND

GPS Bank - Checking Account Balance	16,171.76	
GWB - Checking Account Balance	<u>0.00</u>	
Checking Account Balance		\$16,171.76

O'Neill Public Schools
Income - Expense Summary
May-2019

GENERAL FUND

BALANCE - 04/30/2019		\$592,527.79
REVENUE		
Taxes	2,465,460.20	
Carline Tax	1,383.46	
Motor Vehicle Taxes	38,723.52	
Interest - GPS Checking	5,716.44	
Community Services Activites - Developing Eagles Fees	1,197.00	
Rent	240.00	
MacBook Deposits	(50.00)	
County Fines and Licenses	3,334.00	
State Aid	9,554.00	
Sped School Age	98,486.00	
Homestead Exemption	13,139.14	
Property Tax Credit	335,042.72	
Nameplate Capacity Tax	195,715.62	
IDEA Part B Transition Project	618.36	
Title I, Part A	7,544.00	
Title II, Part A	1,569.00	
Title IV-A	2,000.00	
IDEA Preschool Base IDEA E/P	2,580.00	
IDEA Enrollment/Poverty	47,619.00	
Other Fed Receipts PBIS	540.07	
Proceeds from the Disposal of Property	22.01	
Non-Revenue Receipts	2,449.27	
	2,449.27	
TOTAL REVENUE		\$3,232,883.81
EXPENDITURES		
Payables	(920,488.26)	
	(920,488.26)	
TOTAL EXPENDITURES		(\$920,488.26)
LIABILITIES		
FICA	15.30	
BCBS Employer Share	756.20	
ALFAC	251.66	
Retirees Life Insurance	(86.05)	
	(86.05)	
TOTAL LIABILITIES		\$937.11
TOTAL GENERAL FUND BALANCE - 05/31/2019		\$2,905,860.45

O'Neill Public Schools
Income - Expense Summary
May-2019

DEPRECIATION FUND

BALANCE - 04/30/2019		\$582,016.94
REVENUE		
Interest	271.93	
TOTAL REVENUE	<u>271.93</u>	\$271.93
EXPENDITURES		
	0.00	
TOTAL EXPENDITURES	<u>0.00</u>	\$0.00
TOTAL DEPRECIATION FUND BALANCE - 05/31/2019		<u>\$582,288.87</u>

O'Neill Public Schools
Income - Expense Summary
May-2019

NUTRITION FUND

CHECKING ACCOUNT BALANCE - 04/30/2019	\$150,022.50
REVENUE	
Federal Reimbursement Nutrition Programs	43,172.61
State Reimbursement Nutrition Programs	0.00
Lunch/Breakfast Receipts	8,998.29
SFSP Adult Meals	93.00
ESU 8/WLC Meals	0.00
Online Fees Received	56.25
Other Receipts	0.00
	\$52,320.15
TOTAL REVENUE	\$52,320.15
EXPENDITURES	
Salaries - SFSP	0.00
Benefits - SFSP	0.00
Advertising	0.00
Food	(38,561.03)
Postage	(125.00)
Equipment (>5000)	0.00
Supplies & Equipment (<5000)	0.00
Travel Expense	(36.03)
Repairs/Services	0.00
Computer Hardware	0.00
Computer Software	0.00
Online Payment Fees	(144.95)
Other - Refund Lunch Acct Balance, etc	(558.75)
	(\$39,425.76)
TOTAL EXPENDITURES	(\$39,425.76)
TOTAL NUTRITION FUND BALANCE - 05/31/2019	\$162,916.89

O'Neill Public Schools
Income - Expense Summary
May-2019

STUDENT FEE FUND

BALANCE - 04/30/2019		\$0.00
REVENUE		
MacBook Deposits	0.00	
Developing Eagle Fees	0.00	
TOTAL REVENUE	<u>0.00</u>	\$0.00
EXPENDITURES		
Developing Eagle Expenses	0.00	
TOTAL EXPENDITURES	<u>0.00</u>	<u>\$0.00</u>
TOTAL STUDENT FEE FUND BALANCE - 05/31/2019		<u>\$0.00</u>

EMPLOYEE BENEFIT FUND

TOTAL EMPLOYEE BENEFIT FUND BALANCE - 04/30/2019		\$10,634.92
REVENUE		
Non-Revenue Receipts		
Interest - Checking	0.09	
TOTAL REVENUE	<u>0.09</u>	\$0.09
EXPENDITURES		
Unemployment Comp	0.00	
TOTAL EXPENDITURES	<u>0.00</u>	<u>\$0.00</u>
TOTAL EMPLOYEE BENEFIT FUND BALANCE - 05/31/2019		<u>\$10,635.01</u>

O'Neill Public Schools
Income - Expense Summary
May-2019

BUILDING FUND

TOTAL BUILDING FUND BALANCE - 04/30/2019		\$715,963.91
REVENUE		
Taxes	486,244.08	
Carline Tax	272.89	
Interest - Checking	464.34	
Homestead Exemption	2,591.71	
Property Tax Credit	66,087.51	
Nameplate Capacity Tax	38,605.11	
Sale of Property	200.00	
TOTAL REVENUE		\$594,465.64
EXPENDITURES		
Expenses	(548,671.95)	
TOTAL EXPENDITURES		(\$548,671.95)
 TOTAL BUILDING FUND BALANCE (Mutual of Omaha) - 05/31/2019		 \$761,757.60

FLEX BENEFITS FUND

GPS Bank - Checking Account Balance	6,385.07	
GWB - Checking Account Balance	14,124.73	
BALANCE - 04/30/2019		\$20,509.80
REVENUE		
GWB Account Balance	14,124.73	
Dist. 7 General Fund - Payroll Deductions - GPS Bank	7,772.52	
Great Plains State Bank - Interest	48.76	
Great Western Bank - Interest	0.03	
TOTAL REVENUE		\$7,821.31
EXPENDITURES		
Close out of GWB Account	(14,124.76)	
GPS - Employee Reimbursements	(12,159.35)	
GWB - Employee Reimbursements	0.00	
TOTAL EXPENDITURES		(\$26,284.11)
GPS Bank - Checking Account Balance	16,171.76	
GWB - Checking Account Balance	0.00	
TOTAL FLEX BENEFIT FUND BALANCE - 05/31/2019		\$16,171.76

<u>Invoice Date</u>	<u>Vendor Name</u>	<u>Account Number</u>	<u>Description</u>	<u>Amount</u>
	Checking	1		
05/02/2019	Amazon.com	01 1100 610 000 0000 001	DYMO Authentic LW Mailing Address Labels	148.80
05/21/2019	Amazon.com	01 1100 610 000 0000 002	FIDGET TOYS(Package of 10, 5 colors) Str	6.99
05/16/2019	Amazon.com	01 1100 610 000 1145 001	CAP Barbell Black Olympic Rubber Grip We	122.86
	Amazon.com	01 1100 610 000 1145 001	WODFitters Pull Up Assistance Bands - St	107.99
	Amazon.com	01 1100 610 000 1145 001	TRX Training Slam Ball, Easy- Grip Tread	32.95
	Amazon.com	01 1100 610 000 1145 001	TRX Training Slam Ball, Easy- Grip Tread	49.90
05/07/2019	Amazon.com	01 2220 640 000 0000 002	Artemis Fowl Hardcover - Deckle Edge, Ma	12.59
05/21/2019	Amazon.com	01 1200 610 000 0000 002	Koosh balls set of 3 by basic fun	13.88
05/16/2019	Amazon.com	01 6410 610 005 0000 002	EAI educational rainbow pebbles/activity	29.95
	Amazon.com	01 6410 610 005 0000 002	shipping/handling	8.99
05/18/2019	Amazon.com	01 1100 610 000 0000 002	VELCRO Brand - Industrial Strength Ind	26.80
	Amazon.com	01 1100 610 000 0000 002	TickiT 9300 Sensory Liquid Set (Pack of	13.29
	Amazon.com	01 1100 610 000 0000 002	Abilitations Fidget Finger Squash It, Mu	11.25
	Amazon.com	01 1100 610 000 0000 002	The Original CARPET MARKERS for Teachers	18.99
	Amazon.com	01 1100 610 000 0000 002	Learning Resources Reading Comprehension	11.50
	Amazon.com	01 1100 610 000 0000 002	Laminated Dry Rease Incentive Chart/Chor	8.90
05/16/2019	Amazon.com	01 1100 610 000 1138 001	Learning Resources Spinner Collection 22	12.99
05/16/2019	Amazon.com	01 1100 610 000 0000 002	TYH Supplies Reusable Dry Erase Pockets,	24.99
05/23/2019	Amazon.com	01 6967 610 000 0000 001	Digital Bench top Centrifuge, 100-4000 r	959.85
05/07/2019	Amazon.com	01 2220 640 000 0000 002	Barnaby Grimes: Return of the	5.98

<u>Invoice Date</u>	<u>Vendor Name</u>	<u>Account Number</u>	<u>Description</u>	<u>Amount</u>
05/16/2019	Amazon.com	01 1100 610 000 1145 001	Emerald Sk Bison Designs 3 oz. Standard Chalkball	89.40
05/17/2019	Amazon.com	01 1100 610 000 0000 002	Self Adhesive Dots, Hompie 1050pcs(525 P	11.98
05/15/2019	Amazon.com	01 1100 650 000 1141 001	Apple Lightning to VGA Adapter	39.98
05/15/2019	Amazon.com	01 1100 650 000 0000 002	Lightning to VGA Adapter	39.98
05/14/2019	Amazon.com	01 1100 610 000 0000 002	Yaheetech 17.3" Plastic Stack Stools Por	87.28
05/16/2019	Amazon.com	01 1200 610 000 0000 002	light coverings	29.98
05/16/2019	Amazon.com	01 1100 610 000 1145 001	Rhino Skin Cannon Ball Dodgeball Set of	59.99
05/16/2019	Amazon.com	01 1100 610 000 1145 001	shipping/handling	9.00
05/16/2019	Amazon.com	01 6410 610 005 0000 002	Dauber Dawgs, 8 pack, washable paint dob	16.87
05/16/2019	Amazon.com	01 6410 610 002 0000 002	edushape musical rings baby toy	14.41
05/16/2019	Amazon.com	01 6410 610 005 0000 002	I love preschool set Hot Dots Set	28.45
05/16/2019	Amazon.com	01 6410 610 005 0000 002	Learning resources 1-10 counting owls Ac	15.99
05/16/2019	Amazon.com	01 6410 610 005 0000 002	Educational Insights Hot Dots Jr set sha	8.79
05/16/2019	Amazon.com	01 6410 610 005 0000 002	educational insights hot dots jr set col	8.69
05/16/2019	Amazon.com	01 6410 610 005 0000 002	educational insights hot dots jr set pre	19.99
05/16/2019	Amazon.com	01 6410 610 005 0000 002	educational insights hot dots jr set rea	19.99
05/16/2019	Amazon.com	01 1100 610 000 0000 002	3 Pack Audio Headset Extender Headphone	11.98
05/16/2019	Amazon.com	01 1100 610 000 0000 002	KAIDIWEI Magnetic Building Blocks,65 Pcs	14.99
05/16/2019	Amazon.com	01 1100 610 000 0000 002	EduKid Toys ABC Magnets - 109 Magnetic A	16.99
05/16/2019	Amazon.com	01 1150 610 000 0000 002	DK Games: Silly Sentences	8.99
05/16/2019	Amazon.com	01 1150 610 000 0000 002	HedBanz Game	10.60
05/30/2019	Amazon.com	01 3300 610 000 1744 002	Hicdaw 8 pcs. kids Apron and Chef	10.99

<u>Invoice Date</u>	<u>Vendor Name</u>	<u>Account Number</u>	<u>Description</u>	<u>Amount</u>
			hat se	
	Amazon.com	01 1100 610 000 0000 002	Parchment Specialty Paper (Report Cards)	51.08
06/06/2019				
	Amazon.com	01 6410 610 005 0000 002	Plasma Car	36.00
05/18/2019				
	Amazon.com	01 2130 610 000 0000 000	Akro-Mils 10124 24- Drawer Plastic Stora	50.36
04/30/2019				
	Amazon.com	01 1100 610 000 1148 001	Akro-Mils 10124 24 Drawer Plastic Parts	30.63
05/16/2019				
	Amazon.com	01 1100 610 000 0000 002	Kore Wobble Chair - Flexible Seating Sto	59.99
05/20/2019				
	Amazon.com	01 1200 610 000 0000 002	Fidget Toys 21 pack bundle sensory toys	23.99
05/15/2019				
	Amazon.com	01 1100 610 000 0000 002	Three pronged folders	28.98
	Amazon.com	01 1100 610 000 0000 002	Desk Kick Bands	55.98
05/15/2019				
	Amazon.com	01 1200 610 000 0000 002	Oxford Embossed Leather Grain Eight Pock	28.90
05/15/2019				
	Amazon.com	01 1100 610 000 0000 002	Avery Corner Lock Document Sleeves Assor	13.20
05/15/2019				
	Amazon.com	01 1100 610 000 0000 002	Magnetic squares (110 pack)	8.49
	Amazon.com	01 1100 610 000 0000 002	Crayola colored pencils (240 pk)	33.85
05/15/2019				
	Amazon.com	01 1100 610 000 0000 002	Kick Bands Chair Fidget Bands for Kids S	55.98
05/20/2019				
	Amazon.com	01 1100 610 000 1145 001	TRX Training Slam Ball, Easy- Grip Tread	32.95
05/16/2019				
	Amazon.com	01 1200 610 000 0000 002	Classroom Products Privacy Shield 13 Inc	39.00
05/18/2019				
	Amazon.com	01 1100 610 000 0000 002	Colored overlays	14.99
05/17/2019				
	Amazon.com	01 1100 610 000 0000 002	Magnet Tape - 3/4"W x 25 Ft. Roll; Adhes	18.44
05/16/2019				
	Amazon.com	01 1200 610 000 0000 002	Didax Educational Resources Socially Spe	25.99
	Amazon.com	01 1200 610 000 0000 002	Didax Educational Resources Social	29.85

<u>Invoice Date</u>	<u>Vendor Name</u>	<u>Account Number</u>	<u>Description</u>	<u>Amount</u>
			Skill	
	Amazon.com	01 1200 610 000 0000 002	Kahootz Popoids 60 Pc. Kit	31.02
	Amazon.com	01 1200 610 000 0000 002	Fun Puzzle Balls with Free Colorful Inst	9.97
	Amazon.com	01 1200 610 000 0000 002	Educational Insights Phonics Dominoes -	20.85
	Amazon.com	01 1200 610 000 0000 002	Educational Insights Phonics Dominoes -	20.49
	Amazon.com	01 1200 610 000 0000 002	Learning Resources Pop for Sight Words B	18.99
	Amazon.com	01 1200 610 000 0000 002	Mattel Games Ker Plunk Game	8.49
05/16/2019	Amazon.com	01 1100 610 000 0000 002	Magnetic Bingo Transparent Chips 300-pk	11.99
05/21/2019	Amazon.com	01 1100 650 000 0000 002	homage Stylus Pen Set Pack of 20	8.99
	Amazon.com	01 1100 610 000 0000 002	adhesive Ceramic Magnets 0.709 inch roun	15.48
05/21/2019	Amazon.com	01 1100 650 000 0000 002	FosPower (3 pack) 3.5mm 1/8" male to fe	16.98
05/13/2019	Amazon.com	01 1100 650 000 0000 001	Aux Cable,SHD 3.5mm Audio Cable Aux for	20.97
	Amazon.com	01 1100 650 000 0000 001	Aux Cable,SHD 3.5mm Audio Cable Aux for	17.78
	Amazon.com	01 1100 650 000 0000 001	Aux Cable,SHD 3.5mm Audio Cable Aux for	24.40
05/16/2019	Amazon.com	01 2151 610 000 0000 002	Melissa & Doug Paint With Water - Prince	4.99
	Amazon.com	01 2151 610 000 0000 002	Gazillion bubble blower	12.99
	Amazon.com	01 2151 610 000 0000 002	Mighty Monkey Pegboard set	15.61
	Amazon.com	01 1200 610 000 0000 002	Battat-sort and stack , educational stac	8.95
05/15/2019	Amazon.com	01 3300 610 000 1744 002	Crayola Air Dry White 25 lb value pack	62.08
05/16/2019	Amazon.com	01 1100 610 000 0000 002	Grading Calculator - E-Z Grader Teacher'	8.93
	Amazon.com	01 1100 610 000 0000 002	Kore Pre-teen Wobble Chair - Flexible Se	200.97
	Amazon.com	01 1100 610 000 0000 002	WALIKI TOYS Children's Chair Ball with F	71.96
	Amazon.com	01 1100 610 000 0000 002	bloom daily planners Undated Academic Ye	28.95
05/16/2019				

<u>Invoice Date</u>	<u>Vendor Name</u>	<u>Account Number</u>	<u>Description</u>	<u>Amount</u>
	Amazon.com	01 1100 610 000 0000 002	VNOM Pocket Chart Table Top, Desktop / T	25.98
	Amazon.com	01 1100 610 000 0000 002	Time Timer Audible Countdown Timer, 12 I	32.50
	Amazon.com	01 1100 610 000 0000 002	Stacking Peg Board Set Toy JUMBO PACK	18.99
06/02/2019				
	Amazon.com	01 2220 640 000 0000 002	The Misadventures of Max Crumbly 3: Mast	8.00
05/07/2019				
	Amazon.com	01 2220 640 000 0000 002	Barnaby Grimes: Curse of the Night Wolf	15.98
05/16/2019				
	Amazon.com	01 1100 610 000 1138 001	PicassoTiles 60 Piece Set 60pcs Magnet B	33.99
05/16/2019				
	Amazon.com	01 1100 610 000 1145 001	CAP Barbell Black Olympic Rubber Grip We	43.96
			Vendor Total:	3,664.63
05/13/2019				
	Beyond Play, LLC	01 1200 610 000 0000 002	Mr. Mouth Game	29.95
	Beyond Play, LLC	01 1200 610 000 0000 002	shipping	9.95
			Vendor Total:	39.90
05/13/2019				
	Bigger Faster Stronger	01 1100 610 000 1145 001	Muscle Clamps (black) - keep weights on	199.75
	Bigger Faster Stronger	01 1100 610 000 1145 001	color coded 4 inch belt -Small (25 to 36	75.90
			Vendor Total:	275.65
05/15/2019				
	Black Hills Energy	01 2610 621 000 0000 002	Natural Gas	2,101.57
	Black Hills Energy	01 2610 621 000 0000 001	Natural Gas	922.27
	Black Hills Energy	01 2610 621 000 0000 000	Natural Gas	633.06
			Vendor Total:	3,656.90
05/16/2019				
	Casey's General Stores, Inc.	01 2730 626 000 9016 002	Vehicle Fuel	51.32
			Vendor Total:	51.32
06/11/2019				
	CenturyLink	01 2510 382 000 0000 000	Internet Service	188.73
06/10/2019				
	CenturyLink	01 2510 382 000 0000 001	Telephone	601.59
	CenturyLink	01 2510 382 000 0000 002	Telephone	229.93
	CenturyLink	01 2510 382 000 0000 000	Telephone	134.16
	CenturyLink	01 2510 382 000 0000 000	Telephone	74.78
			Vendor Total:	1,229.19
04/27/2019				

<u>Invoice Date</u>	<u>Vendor Name</u>	<u>Account Number</u>	<u>Description</u>	<u>Amount</u>
	Comfort Suites - LaVista	01 1200 580 000 0000 000	NASES Conference - Lodging - S. Stelling	233.98
			Vendor Total:	233.98
05/01/2019				
	Concordia University	01 6310 330 000 1195 002	Plum Creek Regis St. Marys (C Willis)	99.00
			Vendor Total:	99.00
04/30/2019				
	Creative Educational Services	01 1100 643 000 1171 001	The Weekly News Quiz Game (2019/20)	130.00
			Vendor Total:	130.00
05/14/2019				
	Feiner Supply	01 1200 610 000 0000 002	1/2" Coins-Adhesive backed: Hook , white	16.00
	Feiner Supply	01 1200 610 000 0000 002	1/2" Coins-Adhesive backed: Loop, white	32.00
	Feiner Supply	01 1200 610 000 0000 002	adhesive backed tape, hook, white	14.00
	Feiner Supply	01 1200 610 000 0000 002	shipping	12.90
			Vendor Total:	74.90
05/07/2019				
	Great Western Bank	01 2510 890 000 0000 000	Refund Finance Charge March 2019	(6.70)
05/07/2019				
	Great Western Bank	01 2510 890 000 0000 000	Refund Finance Charge - March	(6.30)
			Vendor Total:	(13.00)
05/07/2019				
	Hilton Omaha	01 1100 580 000 0000 001	Refund Tax on Ldg	(24.15)
			Vendor Total:	(24.15)
05/14/2019				
	Macgill & Co, William V	01 2130 610 000 0000 000	Metal Glove Dispenser	32.82
	Macgill & Co, William V	01 2130 610 000 0000 000	Tooth Treasure Boxes	9.94
	Macgill & Co, William V	01 2130 610 000 0000 000	Orthodontal Wax	4.00
	Macgill & Co, William V	01 2130 610 000 0000 000	Medication Envelopes (Field Trips, Etc.)	21.00
	Macgill & Co, William V	01 2130 610 000 0000 000	Paper Souffle Cups (Medication Dispensal	62.95
	Macgill & Co, William V	01 2130 610 000 0000 000	Sickness Bags	12.50
	Macgill & Co, William V	01 2130 610 000 0000 000	Disposable Underpads (17"x24")	15.95
	Macgill & Co, William V	01 2130 610 000 0000 000	Bleed Cease (Nose Bleed Care)	19.39
	Macgill & Co, William V	01 2130 610 000 0000 000	Sting Relief Towelette	1.27
	Macgill & Co, William V	01 2130 610 000 0000 000	5"x7" Economy Zipper Bags	12.72
	Macgill & Co, William V	01 2130 610 000 0000 000	Latex Free Gloves (Curad PF)-Small	204.00
	Macgill & Co, William V	01 2130 610 000 0000 000	Latex Free Gloves (Curad PF)-Medium	68.00
	Macgill & Co, William V	01 2130 610 000 0000 000	Latex Free Gloves (Curad PF)-Large	68.00
	Macgill & Co, William V	01 2130 610 000 0000 000	Health o meter Professional Scale	96.00
	Macgill & Co, William V	01 2130 610 000 0000 000	Storage Bags-Quart	5.50
	Macgill & Co, William V	01 2130 610 000 0000 000	Storage Bags-Gallon	4.75

<u>Invoice Date</u>	<u>Vendor Name</u>	<u>Account Number</u>	<u>Description</u>	<u>Amount</u>
	Macgill & Co, William V	01 2130 610 000 0000 000	Dyna Stopper Trauma Dressing Pack	3.98
	Macgill & Co, William V	01 2130 610 000 0000 000	Economy Paper Tape	8.99
	Macgill & Co, William V	01 2130 610 000 0000 000	Economy Clear Tape	10.99
	Macgill & Co, William V	01 2130 610 000 0000 000	Burn Spray	5.36
			Vendor Total:	668.11
06/10/2019				
	NPPD	01 2610 622 000 0000 002	Electricity	2,900.21
	NPPD	01 2610 622 000 0000 001	Electricity	3,362.21
	NPPD	01 2610 622 000 0000 000	Electricity	288.00
			Vendor Total:	6,550.42
04/29/2019				
	OfficeMax	01 2220 610 000 0000 002	JAM Paper 7 1/2 x 10 1/2 Open End (Grad)	39.90
	OfficeMax	01 2220 610 000 0000 002	ship	1.94
			Vendor Total:	41.84
05/21/2019				
	Oriental Trading, Inc	01 1100 610 000 0000 002	Fabulous Foam Stand-Up Teapot Picture Fr	9.99
	Oriental Trading, Inc	01 1100 610 000 0000 002	Dr. Seuss pencil pack	9.18
	Oriental Trading, Inc	01 1100 610 000 0000 002	shipping/handling	6.99
			Vendor Total:	26.16
06/11/2019				
	PESI	01 2410 330 000 0000 002	Autism:De-Escalate Registration - J. Bro	199.99
			Vendor Total:	199.99
05/08/2019				
	Teachers Pay Teachers	01 1100 610 000 0000 002	3rd Grade Math Review	13.53
			Vendor Total:	13.53
05/08/2019				
	UPS	01 2510 531 000 0000 001	Return Musical Scripts	44.21
			Vendor Total:	44.21
05/16/2019				
	Walmart.com	01 1100 610 000 0000 002	play-doh	17.64
	Walmart.com	01 1100 610 000 0000 002	Neutrogena Original Fragrance-Free Gentl	29.55
	Walmart.com	01 1100 610 000 0000 002	(2 Pack) Ocelo StayFresh Handy Size Spon	5.96
			Vendor Total:	53.15
			Checking Account Total:	17,015.73

<u>Invoice Date</u>	<u>Vendor Name</u>	<u>Account Number</u>	<u>Description</u>	<u>Amount</u>
06/12/2019	Checking	1		
	A & J Tire and Atuo Repair, LLC	01 2730 430 000 9011 000	Oil Change	35.00
	A & J Tire and Atuo Repair, LLC	01 2730 610 000 9011 000	Shop Supplies	2.00
			Vendor Total:	37.00
05/28/2019	ACCO Brands USA LLC	01 1100 610 000 1145 001	Pouch ultraclear bus card laminating pou	2.11
			Vendor Total:	2.11
06/01/2019	Advanced Water Company, Inc..	01 2610 610 000 0000 001	Service Contract Qtrly Water Treatment	1,250.00
			Vendor Total:	1,250.00
05/31/2019	Aegis Therapies, Inc.	01 6410 320 002 0000 002	PT Services May 2019	582.80
	Aegis Therapies, Inc.	01 6410 320 005 0000 002	PT Services May 2019	176.08
	Aegis Therapies, Inc.	01 2171 320 000 0000 002	PT Services May 2019	549.32
	Aegis Therapies, Inc.	01 2171 320 000 0000 001	PT Services May 2019	41.54
	Aegis Therapies, Inc.	01 6412 320 000 0000 002	PT Services May 2019	32.24
	Aegis Therapies, Inc.	01 2170 320 002 0000 002	PT Services May 2019	31.00
			Vendor Total:	1,412.98
05/17/2019	Aldaz, Lisa	01 2710 332 000 0000 002	Transportation Dec 2018-May 2019	943.16
			Vendor Total:	943.16
05/17/2019	Alder, Sara	01 2710 332 000 0000 001	Transportation May 2019	429.78
			Vendor Total:	429.78
06/03/2019	Appeara	01 2610 610 000 0000 001	Custodial Supplies	207.60
	Appeara	01 1100 610 000 1180 001	Class Supplies	71.31
	Appeara	01 2610 610 000 0000 002	Custodial Supplies	153.43
			Vendor Total:	432.34
06/06/2019	Apple Inc	01 6200 650 000 0000 002	MacBook Air 5-pack (13-inch/1.8GHz/i5/8G	20,725.00
	Apple Inc	01 6200 650 000 0000 002	Discount	(1,250.00)
			Vendor Total:	19,475.00
05/31/2019	Avera St. Anthony's Hospital	01 2161 320 000 0000 002	OT Services May 2019	1,088.75
	Avera St. Anthony's Hospital	01 2161 320 000 0000 001	OT Services May 2019	178.75
	Avera St. Anthony's Hospital	01 6410 320 005 0000 002	OT Services May 2019	455.00
	Avera St. Anthony's Hospital	01 6412 320 000 0000 002	OT Services May 2019	162.50
			Vendor Total:	1,885.00
05/17/2019	Banks, Andrea	01 2710 332 000 2751 002	Transportation May 2019	150.42

<u>Invoice Date</u>	<u>Vendor Name</u>	<u>Account Number</u>	<u>Description</u>	<u>Amount</u>
			Vendor Total:	150.42
05/20/2019	Barelmann, Debra	06 3100 890 000 0000 000	Refund Lunch Acct	5.90
			Vendor Total:	5.90
06/07/2019	Bartak Glass, Inc	01 2620 352 000 0000 002	Repair main doors on west side	60.00
	Bartak Glass, Inc	01 2620 610 000 0000 002	Repair main doors on west side	10.00
			Vendor Total:	70.00
05/22/2019	Blick Art Materials	01 1100 610 000 0000 002	Glue Dots	1.99
05/23/2019	Blick Art Materials	01 1100 610 000 1105 001	Canvas panels	188.16
	Blick Art Materials	01 1100 610 000 1105 001	brushes	90.12
	Blick Art Materials	01 1100 610 000 1105 001	scratch boards	35.00
05/23/2019	Blick Art Materials	01 1100 610 000 1105 002	Art Supplies Elementary	712.46
	Blick Art Materials	01 1100 610 000 0000 002	GlueDots Elem supplis	3.98
	Blick Art Materials	01 1190 610 000 1190 002	Mixing paint	18.52
			Vendor Total:	1,050.23
05/16/2019	Bomgaars	01 1100 610 000 0000 001	Zip Ties for Computer Check In	65.97
	Bomgaars	01 2610 610 000 0000 001	Custodial Supplies	40.66
	Bomgaars	01 2730 430 000 0000 000	Cleaner for Vehicles	48.62
			Vendor Total:	155.25
05/17/2019	Brachle, Ashley	01 2710 332 000 0000 002	Transportation May 2019	119.02
			Vendor Total:	119.02
05/17/2019	Breiner, Jeanne	01 2710 332 000 0000 001	Transportation May 2019	300.85
			Vendor Total:	300.85
05/29/2019	BSN Sports, LLC	01 1100 610 000 0000 002	Voit enduro playground ball 10" yellow	11.91
	BSN Sports, LLC	01 1100 610 000 0000 002	Inflating needles 6pc/pk	0.79
05/29/2019	BSN Sports, LLC	01 1100 610 000 1145 001	Orange low profile cones dz	6.42
	BSN Sports, LLC	01 1100 610 000 1145 001	Wire Cone Carrier	2.41
	BSN Sports, LLC	01 1100 610 000 1145 001	neuman Ad Triple View WC w/Tab loack	43.44
			Vendor Total:	64.97
05/17/2019	Burival, Phillip	01 2710 332 000 0000 002	Transportation Apr-May 2019	256.22
			Vendor Total:	256.22
05/17/2019				

<u>Invoice Date</u>	<u>Vendor Name</u>	<u>Account Number</u>	<u>Description</u>	<u>Amount</u>
	Burival, Stephanie	01 2710 332 000 0000 001	Transportation May 2019	99.18
			Vendor Total:	99.18
06/10/2019				
	Buxton, Cody	01 2710 332 000 0000 002	Transportation May 2019	218.20
			Vendor Total:	218.20
05/25/2019				
	Carhart Lumber Co.	01 1100 610 000 1105 001	Class Supplies	8.75
			Vendor Total:	8.75
05/28/2019				
	Carson Delloso Education	01 1100 610 000 0000 002	Soaring to Success Bulletin Board Set	12.99
	Carson Delloso Education	01 1100 610 000 0000 002	Colorful Hexagons Border	3.99
	Carson Delloso Education	01 1100 610 000 0000 002	shipping	3.02
05/28/2019				
	Carson Delloso Education	01 1100 610 000 0000 002	120 Grid with number line desktop helper	8.29
05/28/2019				
	Carson Delloso Education	01 1100 610 000 0000 002	Traditional Manuscript: Grades 1-3 Namep	8.29
	Carson Delloso Education	01 1100 610 000 0000 002	Birthday crowns	12.99
05/28/2019				
	Carson Delloso Education	01 1100 610 000 0000 002	Traditional Manuscript: Grades 1-3 Namep	8.29
			Vendor Total:	57.86
06/11/2019				
	Cengage Learning Inc	01 1200 610 000 0000 001	Inside Level A Practice Book	102.00
	Cengage Learning Inc	01 1200 610 000 0000 001	Inside Level A Writer's Workout	32.50
	Cengage Learning Inc	01 1200 610 000 0000 001	Inside Level C Practice Book	25.50
	Cengage Learning Inc	01 1200 610 000 0000 001	Inside Level C Writer's Workout	65.00
	Cengage Learning Inc	01 1200 610 000 0000 001	Edge B Interactive Practice Books	187.50
	Cengage Learning Inc	01 1200 610 000 0000 001	Inside Level B Practice Book	229.50
	Cengage Learning Inc	01 1200 610 000 0000 001	Inside Level B Writers Workout	97.50
	Cengage Learning Inc	01 1200 610 000 0000 001	shipping	133.40
			Vendor Total:	872.90
06/07/2019				
	Cengage Learning	01 1100 640 000 1103 001	Veterinary Clinical Procedures in Large	112.50
	Cengage Learning	01 1100 643 000 1103 001	3P-EBK:VETERINARY CLINICAL PROCEDURES IN	25.49
	Cengage Learning	01 1100 640 000 1103 001	Instructor's Manual for Rockett/Bosted's	90.75
	Cengage Learning	01 1100 640 000 1103 001	Introduction to Veterinary Science Lawhe	496.50
	Cengage Learning	01 1100 643 000 1103 001	3P-EBK:INTRODUCTION TO VETERINARY SCIENC	383.88
	Cengage Learning	01 1100 640 000 1103 001	Cengage Testing, powered by	59.00

<u>Invoice Date</u>	<u>Vendor Name</u>	<u>Account Number</u>	<u>Description</u>	<u>Amount</u>
			Cognero® for	
	Cengage Learning	01 1100 640 000 1103 001	Leadership : Personal Development and Ca	225.00
	Cengage Learning	01 1100 643 000 1103 001	3P-EBK:LEADERSHIP PERSONAL DEV ELOPMENT	365.88
	Cengage Learning	01 1100 640 000 1103 001	Cengage Testing, powered by Cognero® for	58.00
	Cengage Learning	01 1100 640 000 1103 001	Agribusiness : Principles of Management	225.00
	Cengage Learning	01 1100 643 000 1103 001	3P-EBK:AGRIBUSINESS: PRINCIPLES OF MANAG	269.88
	Cengage Learning	01 1100 640 000 1103 001	Instructor's Resource for Van Fleet's Pr	83.75
	Cengage Learning	01 1100 640 000 1103 001	Introduction to Agronomy : Food, Crops,	225.00
	Cengage Learning	01 1100 643 000 1103 001	3P-EBK:INTRODUCTION TO AGRONOMY: FOOD CR	152.94
	Cengage Learning	01 1100 643 000 1103 001	Online Instructor Resources for Sheaffer	69.75
	Cengage Learning	01 1100 640 000 1103 001	Small Animal Care and Management Warren	353.25
	Cengage Learning	01 1100 643 000 1103 001	3P-EBK:SMALL ANIMAL CARE MGMT Warren 4th	317.88
	Cengage Learning	01 1100 640 000 1103 001	Workbook for Warren's Small Animal Care	468.75
	Cengage Learning	01 1100 643 000 1103 001	Cengage Testing, powered by Cognero® for	59.00
	Cengage Learning	01 1100 643 000 1103 001	CD-ROM for Warren's Small Animal Care an	412.25
	Cengage Learning	01 1100 643 000 1103 001	EPACK: K12CTE MODERN LIVESTOCK & POULTRY	1,773.75
	Cengage Learning	01 1100 640 000 1103 001	Estimated shipping/handling	355.88
06/12/2019	Cengage Learning	01 1100 643 000 1112 001	MindTap Accounting, 2 terms (12 months)	1,263.75
			Vendor Total:	7,847.83
06/07/2019	Character Counts!	01 1100 610 000 0000 002	Primary Six Pillars Posters	14.99
	Character Counts!	01 1100 610 000 0000 002	MS Poem Posters	18.99
	Character Counts!	01 1100 610 000 0000 002	Intermediate Six Pillars Posters	10.99
	Character Counts!	01 1100 610 000 0000 002	Interm Character Ed posters	24.99
	Character Counts!	01 1100 610 000 0000 002	TRRFCC illustrated posters	16.99
	Character Counts!	01 1100 610 000 0000 002	Folk Art posters	14.99
	Character Counts!	01 1100 610 000 0000 002	est shipping	29.31
			Vendor Total:	131.25
05/31/2019	City of O'Neill	01 2610 410 000 0000 001	Water, Sewer & Garbage	379.80
	City of O'Neill	01 2610 410 000 0000 002	Water, Sewer & Garbage	1,072.00

<u>Invoice Date</u>	<u>Vendor Name</u>	<u>Account Number</u>	<u>Description</u>	<u>Amount</u>
	City of O'Neill	01 2610 410 000 0000 000	Water, Sewer & Garbage	432.15
			Vendor Total:	1,883.95
05/17/2019				
	Clouse, Jessica	01 2710 332 000 0000 002	Transportation May 2019	171.91
			Vendor Total:	171.91
05/17/2019				
	Committtee for Children	01 2120 643 000 0000 002	Second Step Gr 6 1 yr 6/12/19-7/31/20	199.00
			Vendor Total:	199.00
06/09/2019				
	Computers Etc	01 1100 610 000 0000 002	Maxell EB-95 Blk earbuds	5.46
06/11/2019				
	Computers Etc	01 1100 650 000 0000 000	Transcend 32 GB Jetflash USB	16.84
	Computers Etc	01 1100 650 000 0000 000	Transcend 16GB Jetflash USB	13.72
06/13/2019				
	Computers Etc	01 1200 610 000 0000 001	Maxell EB-95 Black Earbuds	36.40
	Computers Etc	01 1100 610 000 0000 001	Cyber AC60 Stereo Earbuds	29.40
05/13/2019				
	Computers Etc	01 1200 610 000 0000 001	CYAC stereo Earbuds with microphone	36.75
	Computers Etc	01 1100 610 000 1141 002	USB Jetflash Drive 64 GB	14.92
			Vendor Total:	153.49
06/10/2019				
	Corkle, Rebecca	01 2730 626 000 0000 002	Fuel	55.00
			Vendor Total:	55.00
05/30/2019				
	Coulthard-Childers, O.T.R./L., Christina	01 2161 320 000 0000 002	OT Services Apr-May 2019	6,252.86
	Coulthard-Childers, O.T.R./L., Christina	01 6410 320 002 0000 002	OT Services Apr-May 2019	1,722.50
	Coulthard-Childers, O.T.R./L., Christina	01 6410 320 005 0000 002	OT Services Apr-May 2019	1,424.00
	Coulthard-Childers, O.T.R./L., Christina	01 6412 320 000 0000 002	OT Services Apr-May 2019	731.25
	Coulthard-Childers, O.T.R./L., Christina	01 6406 320 005 0000 002	OT Services Apr-May 2019	6.00
			Vendor Total:	10,136.61
05/31/2019				
	Cubby's, Inc.	01 2730 626 000 9017 001	Vehicle Fuel	55.95
	Cubby's, Inc.	01 2650 626 000 9003 001	Vehicle Fuel	22.69
			Vendor Total:	78.64
05/17/2019				
	Cuhel, Frank	01 2710 332 000 0000 002	Transportation Feb-May 2019	1,666.22
			Vendor Total:	1,666.22
05/22/2019				
	Dean, Chad	01 2730 626 000 9010 001	Vehicle Fuel	20.66

<u>Invoice Date</u>	<u>Vendor Name</u>	<u>Account Number</u>	<u>Description</u>	<u>Amount</u>
			Vendor Total:	20.66
05/23/2019	Dexter, Rylee	01 2730 626 000 0000 001	Vehicle Fuel - State Track	60.00
			Vendor Total:	60.00
05/13/2019	Dollar General-Regions 410526	01 1100 610 000 0000 002	Prizes	14.75
			Vendor Total:	14.75
05/23/2019	Doty's Plumbing LLC	01 2620 352 000 0000 001	Disconnected plumbing 3 modulars	97.50
			Vendor Total:	97.50
05/17/2019	Doty, Jean	01 2710 332 000 2751 001	Transportation May 2019	139.68
			Vendor Total:	139.68
05/28/2019	Early Childhood Training Center	01 1190 330 000 1190 002	Regis Fee EC Coach Training - Brodersen	80.00
			Vendor Total:	80.00
05/13/2019	Egan Supply Co	01 2610 610 000 0000 002	TRIPLE S FOAM DISINFECTANT CLEANER	172.32
	Egan Supply Co	01 2610 610 000 0000 002	REST STOP RESTROOM CLEANER	84.60
	Egan Supply Co	01 2610 610 000 0000 002	BOWL MAID BOWL CLEANER	57.84
	Egan Supply Co	01 2610 610 000 0000 002	QUAT STAT 5	400.40
	Egan Supply Co	01 2610 610 000 0000 002	DAILY SCRUB	191.12
	Egan Supply Co	01 2610 610 000 0000 002	AF79 CONCENTRATE	197.58
	Egan Supply Co	01 2610 610 000 0000 002	AF-315 DISINFECTANT	205.14
	Egan Supply Co	01 2610 610 000 0000 002	TRIPLE S STAINLESS STEEL CLEANER AND POL	139.92
	Egan Supply Co	01 2610 610 000 0000 002	TRIPLE S VANDAL MARK REMOVER	208.08
	Egan Supply Co	01 2610 610 000 0000 002	CIRUSPRAY	99.60
	Egan Supply Co	01 2610 610 000 0000 002	PUSH DRAIN CLEANER	99.29
	Egan Supply Co	01 2610 610 000 0000 002	GREEN EARTH HAND SOAP	391.28
	Egan Supply Co	01 2610 610 000 0000 002	MANGO URINAL SCREENS	182.70
	Egan Supply Co	01 2610 610 000 0000 002	METERED AEROSOL MANGO	186.72
	Egan Supply Co	01 2610 610 000 0000 002	SANI SAC LINERS	27.10
	Egan Supply Co	01 2610 610 000 0000 002	EXTREME STRIPPER	380.52
	Egan Supply Co	01 2610 610 000 0000 002	UNTOUCHABLE FLOOR FINISH	1,050.80
	Egan Supply Co	01 2610 610 000 0000 002	FIBER PRO ES-STEAM CARPET CLEANER	111.66
	Egan Supply Co	01 2610 610 000 0000 002	HEACY DUTY CARPET SPOT REMOVER	63.73
	Egan Supply Co	01 2610 610 000 0000 002	WHITE POLISH PADS	29.65
	Egan Supply Co	01 2610 610 000 0000 002	BLACK STRIPPING PADS	67.40
	Egan Supply Co	01 2610 610 000 0000 002	RED FLOOR PADS	49.30
	Egan Supply Co	01 2610 610 000 0000 002	BLUE SCRUB PADS	49.60
	Egan Supply Co	01 2610 610 000 0000 002	Chemical Handling/Fuel surcharge	11.50

<u>Invoice Date</u>	<u>Vendor Name</u>	<u>Account Number</u>	<u>Description</u>	<u>Amount</u>
05/03/2019				
	Egan Supply Co	01 2610 610 000 0000 001	30 Gal Clear Bags	92.64
	Egan Supply Co	01 2610 610 000 0000 001	5 Gal Enzyme Vital	164.86
	Egan Supply Co	01 2610 610 000 0000 001	Triple 1G/4csCarpet Cleaner	283.36
	Egan Supply Co	01 2610 610 000 0000 001	Green Earth Soap	195.64
	Egan Supply Co	01 2610 610 000 0000 001	Auto Flusher	253.67
	Egan Supply Co	01 2610 610 000 0000 001	Jt Jumbo Bath Tissue	639.25
	Egan Supply Co	01 2610 610 000 0000 001	Disp SJ Lever Roll Towel Dispenser	107.63
	Egan Supply Co	01 2610 610 000 0000 001	shipping est	4.00
05/02/2019				
	Egan Supply Co	01 1200 610 000 1235 000	Quart ziploc bags	12.82
	Egan Supply Co	01 1200 610 000 1235 000	Plastic Bags Zip lock 2 gallon	9.69
	Egan Supply Co	01 1200 610 000 1235 000	Plastic Bags Zip Lock 1 gallon	12.76
06/10/2019				
	Egan Supply Co	01 1100 610 000 0000 002	Quart Ziplog bags	12.82
06/07/2019				
	Egan Supply Co	01 2610 610 000 0000 002	Trash Liners 30 gal Yates	463.20
	Egan Supply Co	01 2610 610 000 0000 002	Trash Liners 55 gal Yates	499.40
	Egan Supply Co	01 1100 610 000 0000 002	Quart Ziplog bags Forman/Osborne	25.64
06/10/2019				
	Egan Supply Co	01 2610 610 000 0000 001	Trash Liners 30 gal	772.00
	Egan Supply Co	01 2610 610 000 0000 001	Trash liners 55 gal	873.95
	Egan Supply Co	01 2610 610 000 0000 001	Kling bowl cleaner	143.57
06/06/2019				
	Egan Supply Co	01 2610 610 000 0000 001	Custodial Supplies	53.30
			Vendor Total:	9,078.05
06/06/2019				
	Ehmen, Melanie	01 2410 580 000 0000 002	Meals PowerSchool Trng	26.96
			Vendor Total:	26.96
05/28/2019				
	Electronic Systems, Inc.	01 2620 352 000 0000 000	Fire Alarm Inspection	60.00
			Vendor Total:	60.00
06/10/2019				
	Engelhaupt, Monica	01 2710 332 000 0000 002	Transportation Aug 2018-May 2019	4,035.46
			Vendor Total:	4,035.46
05/16/2019				
	Environmental Services, Inc.	01 2620 352 000 0000 000	Asbestos 6 mo Surveillance Mgmt Plan	337.36
04/29/2019				
	Environmental Services, Inc.	01 2620 352 000 0000 000	Asbestos Samples	170.00
			Vendor Total:	507.36
05/24/2019				
	ESU #1	01 2150 591 000 0000 002	Audiology Services	232.00

<u>Invoice Date</u>	<u>Vendor Name</u>	<u>Account Number</u>	<u>Description</u>	<u>Amount</u>
	ESU #1	01 2151 591 000 0000 001	Audiology Services	232.00
	ESU #1	01 2151 591 000 0000 002	Audiology Services	232.00
	ESU #1	01 6404 591 002 0000 002	PSP/Early Intervention	234.00
			Vendor Total:	930.00
05/15/2019				
	ESU #7	01 1200 591 000 0000 001	Transition Services - Apr 2019	247.03
			Vendor Total:	247.03
05/30/2019				
	ESU #8	01 2230 643 000 0000 001	Canvas Cloud Subscription Yr 2 of 3	2,400.00
05/30/2019				
	ESU #8	01 1200 591 000 0000 000	SRS 2018-2019	2,705.00
06/04/2019				
	ESU #8	01 1200 591 000 0000 000	Credit SRS Adjustment	(129.00)
			Vendor Total:	4,976.00
05/21/2019				
	Flinn Scientific, Inc.	01 1100 610 000 1148 001	Laminated Periodic Table Pad of 30	48.60
06/14/2019				
	Flinn Scientific, Inc.	01 1100 610 000 1148 001	Flinn Periodic Table, Notebook Size, Pac	56.20
	Flinn Scientific, Inc.	01 1100 610 000 1148 001	Sodium Hydroxide Solution, 0.1 M, 500 mL	11.60
	Flinn Scientific, Inc.	01 1100 610 000 1148 001	Sodium Hydroxide Solution, 6 M, 500 mL	20.50
	Flinn Scientific, Inc.	01 1100 610 000 1148 001	Sodium Hydroxide Solution, 1.0 M, 500 mL	13.60
	Flinn Scientific, Inc.	01 1100 610 000 1148 001	Potassium Chromate, Reagent, 25 g	7.35
	Flinn Scientific, Inc.	01 1100 610 000 1148 001	Ammonium Carbonate, Reagent, 100 g	10.70
	Flinn Scientific, Inc.	01 1100 610 000 1148 001	Hydrochloric Acid Solution, 1 M, 1 L	20.80
	Flinn Scientific, Inc.	01 1100 610 000 1148 001	Hydrochloric Acid Solution, 6 M, 1 L	27.70
	Flinn Scientific, Inc.	01 1100 610 000 1148 001	Hexanes, Reagent, 500 mL	12.10
	Flinn Scientific, Inc.	01 1100 610 000 1148 001	Bromine Water Kit	22.40
	Flinn Scientific, Inc.	01 1100 610 000 1148 001	L-Arginine, 5 g	13.05
	Flinn Scientific, Inc.	01 1100 610 000 1148 001	L-Tyrosine, 5 g	16.25
	Flinn Scientific, Inc.	01 1100 610 000 1148 001	L-Cysteine, 5 g	16.35
	Flinn Scientific, Inc.	01 1100 610 000 1148 001	Neon Gas Spectrum Tube	43.25
	Flinn Scientific, Inc.	01 1100 610 000 1148 001	Hydrogen Peroxide, 30%, Reagent, 500 mL	27.00
	Flinn Scientific, Inc.	01 1100 610 000 1148 001	Shipping	77.72
05/23/2019				
	Flinn Scientific, Inc.	01 1100 610 000 1148 001	ABO/Rh Simulated Blood Typing-Student 1a	44.80
	Flinn Scientific, Inc.	01 1100 610 000 1148 001	Guaiacol Solution, 0.2%, 100 mL	8.75
	Flinn Scientific, Inc.	01 1100 610 000 1148 001	Sodium Phosphate (Dibasic) Solution .5M	10.90

<u>Invoice Date</u>	<u>Vendor Name</u>	<u>Account Number</u>	<u>Description</u>	<u>Amount</u>
	Flinn Scientific, Inc.	01 1100 610 000 1148 001	Sodium Phosphate (Monobasic) Solution .1	6.90
	Flinn Scientific, Inc.	01 1100 610 000 1148 001	Cheesecloth, 4 Square Yards	6.00
05/28/2019				
	Flinn Scientific, Inc.	01 6967 610 000 0000 001	White Light Illuminator 10 x 12	120.90
	Flinn Scientific, Inc.	01 6967 610 000 0000 001	shipping	19.95
			Vendor Total:	663.37
05/28/2019				
	Follett School Solutions, Inc	01 1100 610 000 1114 001	Write Source Skills Book 7th Grade	420.00
	Follett School Solutions, Inc	01 1100 610 000 1114 001	Write Source Skills Book 8th Grade	420.00
	Follett School Solutions, Inc	01 1100 640 000 0000 002	MACM 2009 Communities 3	182.00
	Follett School Solutions, Inc	01 1100 640 000 0000 002	MACM 2009 Communities 3 TE	48.75
	Follett School Solutions, Inc	01 1100 640 000 0000 002	MACM 2005 Language Arts 3	59.99
			Vendor Total:	1,130.74
06/01/2019				
	Fowler, Kyle	01 2620 352 000 0000 001	Repairs to weight room system	150.00
			Vendor Total:	150.00
05/19/2019				
	Fox's Food Plaza	01 2732 626 000 9008 000	Vehicle Fuel	113.52
	Fox's Food Plaza	01 2730 626 000 9009 000	Vehicle Fuel	29.30
	Fox's Food Plaza	01 2730 626 000 9010 002	Vehicle Fuel	9.52
	Fox's Food Plaza	01 2733 626 005 9001 002	Vehicle Fuel	30.10
	Fox's Food Plaza	01 2730 626 000 9011 001	Vehicle Fuel	76.68
	Fox's Food Plaza	01 2730 626 000 9011 002	Vehicle Fuel	112.42
	Fox's Food Plaza	01 2730 626 000 9014 001	Vehicle Fuel	310.91
	Fox's Food Plaza	01 2730 626 000 9015 001	Vehicle Fuel	71.16
	Fox's Food Plaza	01 2730 626 000 9015 002	Vehicle Fuel	73.02
	Fox's Food Plaza	01 2730 626 000 9016 001	Vehicle Fuel	72.47
	Fox's Food Plaza	01 2730 626 000 9016 002	Vehicle Fuel	28.19
	Fox's Food Plaza	01 2730 626 000 9017 001	Vehicle Fuel	284.99
	Fox's Food Plaza	01 2730 626 000 9017 002	Vehicle Fuel	54.66
	Fox's Food Plaza	01 2732 626 000 9018 000	Vehicle Fuel	247.15
	Fox's Food Plaza	01 2730 626 000 0000 001	Discount	(18.27)
	Fox's Food Plaza	01 2730 626 000 0000 002	Discount	(16.05)
			Vendor Total:	1,479.77
06/06/2019				
	Gartner, Jennifer	01 2120 580 000 0000 001	Meals PowerSchool Trng	30.36
			Vendor Total:	30.36
06/10/2019				
	Gruhn, Cindy	01 2710 332 000 0000 002	Transportation May 2019	171.91
			Vendor Total:	171.91
05/21/2019				

<u>Invoice Date</u>	<u>Vendor Name</u>	<u>Account Number</u>	<u>Description</u>	<u>Amount</u>
	Gueta-Lopez, Gabriela	01 2710 332 000 0000 002	Transportation Dec 18-May 19	963.59
			Vendor Total:	963.59
06/14/2019				
	Hampton, Anita	01 2710 332 000 0000 001	Transportation May 2019	365.31
			Vendor Total:	365.31
06/01/2019				
	Harris School Solutions	01 2510 643 000 0000 000	Attendance Enterprise 8/1/19-7/31/20	1,742.09
			Vendor Total:	1,742.09
05/17/2019				
	Harris, Dustin	01 2710 332 000 0000 001	Transportation May 2019	174.56
			Vendor Total:	174.56
06/05/2019				
	Harte's Lawn Service	01 2630 420 000 0000 000	Lawn Care - May 2019	6,578.57
			Vendor Total:	6,578.57
06/04/2019				
	Heartland Counseling Services, Inc.	01 6967 320 000 0000 000	School Therapy - May 2019	1,000.00
			Vendor Total:	1,000.00
05/15/2019				
	Hobsons	01 2120 643 000 0000 001	Achieve Works	525.00
	Hobsons	01 2120 643 000 0000 001	Career Key	225.00
	Hobsons	01 2120 643 000 0000 001	Naviance for High School 5/15/19-5/20/20	1,250.00
			Vendor Total:	2,000.00
06/01/2019				
	Holdrege Public Schools	01 1100 211 000 1105 002	Insurance - June 2019	512.81
	Holdrege Public Schools	01 1100 211 000 1175 002	Insurance - June 2019	341.87
			Vendor Total:	854.68
05/01/2019				
	Holt County Independent	01 2310 540 000 0000 000	Notice & Proceedings	166.38
			Vendor Total:	166.38
05/31/2019				
	Houghton Mifflin Harcourt Publishing Co	01 1100 610 000 1138 002	2018 Mathe Expressions Hybrid Teacher Re	191.70
	Houghton Mifflin Harcourt Publishing Co	01 1100 610 000 1138 002	shipping/handling	20.13
			Vendor Total:	211.83
05/20/2019				
	Hunt, Mark	06 3100 890 000 0000 000	Refund Lunch Acct	4.25
			Vendor Total:	4.25
06/08/2019				
	IXL Learning	01 1100 643 000 1114 001	IXL Site License (Yr 3 of 3)	1,635.00
	IXL Learning	01 1100 643 000 0000 002	IXL Site License (Yr 3 of 3)	1,635.00
	IXL Learning	01 1100 643 000 1138 001	IXL Site License (Yr 3 of 3)	1,634.00
			Vendor Total:	4,904.00

<u>Invoice Date</u>	<u>Vendor Name</u>	<u>Account Number</u>	<u>Description</u>	<u>Amount</u>
04/15/2019	J.W. Pepper & Son, Inc.	01 1100 610 000 1141 001	Carrie Underwood song "Whenever You Reme	7.98
06/11/2019	J.W. Pepper & Son, Inc.	01 1100 610 000 1108 001	Selected Studies For Trombone by Voxman.	7.99
	J.W. Pepper & Son, Inc.	01 1100 610 000 1108 001	Shipping	3.99
			Vendor Total:	19.96
05/17/2019	Jackson, Cara	01 2710 332 000 2751 002	Transportation May 2019	161.17
			Vendor Total:	161.17
05/20/2019	Jakubowski, Cindy	01 2710 332 000 0000 002	Transportation Aug 2018-May 2019	410.99
	Jakubowski, Cindy	01 2710 332 000 0000 001	Transportation Aug 2018-May 2019	410.98
			Vendor Total:	821.97
05/29/2019	K&K Welding & Manufacturing Co	01 2610 610 000 0000 001	Custodial Supplies	38.85
	K&K Welding & Manufacturing Co	01 1100 610 000 1180 001	Class Supplies	85.60
			Vendor Total:	124.45
05/26/2019	KBRX Radio	01 2310 540 000 0000 000	Ads	7.50
			Vendor Total:	7.50
05/17/2019	Kennedy, Valerie	01 2710 332 000 0000 002	Transportation May 2019	300.85
			Vendor Total:	300.85
06/09/2019	Kloppenborg, Terry	01 2320 580 000 0000 000	Meals PowerSchool Training	29.06
			Vendor Total:	29.06
06/05/2019	La Quinta Inn & Suites Kearney	01 6700 580 000 1112 001	Ldg- NCE Conf (M Peterson)	209.90
			Vendor Total:	209.90
05/21/2019	Laible, Dustin	01 2710 332 000 0000 002	Transportation May 2019	72.73
	Laible, Dustin	01 2710 332 000 0000 001	Transportation May 2019	72.73
			Vendor Total:	145.46
06/10/2019	Lakeshore Learning Materials	01 1200 610 000 0000 002	butterfly coupon	19.99
	Lakeshore Learning Materials	01 1200 610 000 0000 002	Shipping	6.99
05/24/2019	Lakeshore Learning Materials	01 1200 610 000 0000 002	Hoberman Sphere	14.99
	Lakeshore Learning Materials	01 1200 610 000 0000 002	Dot Markers	15.99
	Lakeshore Learning Materials	01 1200 610 000 0000 002	EZ scissors	5.58
	Lakeshore Learning Materials	01 1200 610 000 0000 002	Sand Timer 1 Minute	15.99
	Lakeshore Learning Materials	01 1200 610 000 0000 002	Sand Timer 3 Minute	15.99

<u>Invoice Date</u>	<u>Vendor Name</u>	<u>Account Number</u>	<u>Description</u>	<u>Amount</u>
	Lakeshore Learning Materials	01 1200 610 000 0000 002	Giant Magnetic Dominoes	29.99
	Lakeshore Learning Materials	01 1200 610 000 0000 002	shipping/handling	9.81
05/24/2019				
	Lakeshore Learning Materials	01 1100 610 000 0000 002	Magnetic tub of letters	39.99
	Lakeshore Learning Materials	01 1100 610 000 0000 002	shipping handling	6.99
			Vendor Total:	182.30
05/17/2019				
	Larsen, Amy	01 2710 332 000 2751 001	Transportation May 2019	193.40
			Vendor Total:	193.40
05/17/2019				
	Larson, Dawn	01 2710 332 000 0000 002	Transportation May 2019	128.93
	Larson, Dawn	01 2710 332 000 0000 001	Transportation May 2019	128.94
			Vendor Total:	257.87
05/31/2019				
	Leaf Funding Inc	01 1100 440 000 0000 000	Copier Contract	642.85
			Vendor Total:	642.85
05/17/2019				
	Lechtenberg, Jacquelyn	01 2710 332 000 2751 002	Transportation May 2019	365.31
			Vendor Total:	365.31
05/28/2019				
	Leyton Public Schools	01 6200 650 000 0000 002	iPad covers & charging cart	350.00
			Vendor Total:	350.00
05/15/2019				
	Library Store, The	01 2220 610 000 0000 002	Clear Non-Glare Label Protectors - 1-1/4	150.00
	Library Store, The	01 2220 610 000 0000 002	635 Book Tape - 2"W x 15 yds. 31-0141	67.90
	Library Store, The	01 2220 610 000 0000 002	Easy Bind® Book Repair Tape - 2-1/2"W x	83.10
	Library Store, The	01 2220 610 000 0000 002	shipping	14.31
			Vendor Total:	315.31
05/31/2019				
	Lunchtime Solutions, Inc..	01 1190 610 000 1190 002	PK Snacks May 2019	165.40
	Lunchtime Solutions, Inc..	01 1100 610 000 0000 002	Kdg Snacks May 2019	320.97
	Lunchtime Solutions, Inc..	06 3100 630 000 0000 000	Food - May 2019	25,471.25
06/10/2019				
	Lunchtime Solutions, Inc..	06 3100 630 000 1748 000	SFSP May 2019	1,964.75
			Vendor Total:	27,922.37
05/17/2019				
	Martinez, Malinda	01 6690 320 000 0000 002	PBIS Meeting 5/8/19	31.50
			Vendor Total:	31.50
06/06/2019				
	Marvin, Kathleen	01 2320 580 000 0000 000	Meals PowerSchool Training	31.15
			Vendor Total:	31.15
05/17/2019				

<u>Invoice Date</u>	<u>Vendor Name</u>	<u>Account Number</u>	<u>Description</u>	<u>Amount</u>
	McAllister, Jennifer	01 2710 332 000 0000 001	Transportation May 2019	429.78
			Vendor Total:	429.78
05/17/2019				
	McGraw-Hill School Education Holdings, LLC	01 1200 610 000 0000 001	Fusion Reading Bridging Strategy	130.80
	McGraw-Hill School Education Holdings, LLC	01 1200 610 000 0000 001	shipping	71.51
05/22/2019				
	McGraw-Hill School Education Holdings, LLC	01 1100 610 000 0000 002	McGraw Hill Handwriting Grade 1 Manuscri	383.94
05/22/2019				
	McGraw-Hill School Education Holdings, LLC	01 1100 610 000 0000 002	Handwriting books for all of 1st grade	426.60
			Vendor Total:	1,012.85
05/13/2019				
	McIntosh Jewelry, Inc	01 1100 610 000 1108 001	Engraving - Band	11.60
05/09/2019				
	McIntosh Jewelry, Inc	01 1100 610 000 0000 001	Engrave Valedictorian/Salutatorian Medal	35.60
			Vendor Total:	47.20
05/21/2019				
	McNichols, Kevin	06 3100 890 000 0000 000	Refund Lunch Acct	80.05
05/13/2019				
	McNichols, Kevin	01 1100 610 000 1105 001	Art Supplies	65.40
			Vendor Total:	145.45
05/14/2019				
	Mendez Foundation	01 2120 610 000 0000 002	Too Good For Drugs Grade 3 Student Workb	79.90
	Mendez Foundation	01 2120 610 000 0000 002	Too Good For Drugs Grade 2 Student Workb	39.95
	Mendez Foundation	01 2120 610 000 0000 002	Shipping Confirmed Order # 3124 5/13/	17.90
			Vendor Total:	137.75
05/22/2019				
	Miller, Kathy	06 3100 890 000 0000 000	Refund Lunch Account	53.30
			Vendor Total:	53.30
05/17/2019				
	Miner, Cheryl	01 2710 332 000 0000 002	Transportation May 2019	107.45
			Vendor Total:	107.45
06/10/2019				
	Moran, Justin	01 2710 332 000 2751 001	Transportation Apr-May 2019	192.16
	Moran, Justin	01 2710 332 000 2751 002	Transportation Apr-May 2019	192.16
			Vendor Total:	384.32
05/17/2019				
	Morrow, Lara	01 6690 320 000 0000 002	PBIS Meeting 5/8/19	31.50
			Vendor Total:	31.50

<u>Invoice Date</u>	<u>Vendor Name</u>	<u>Account Number</u>	<u>Description</u>	<u>Amount</u>
05/13/2019				
	Music in Motion	01 1100 610 000 1141 002	Choir Achievement Certificate	16.50
	Music in Motion	01 1100 610 000 1141 002	Dinosaur Rap BK	9.99
	Music in Motion	01 1100 610 000 1141 002	Over in the Meadow BK	9.99
	Music in Motion	01 1100 610 000 1141 002	Give Me a Bucket Bk/CD	24.95
	Music in Motion	01 1100 610 000 1141 002	shipping	9.95
			Vendor Total:	71.38
06/14/2019				
	Mutual of Omaha Bank	01 4700 831 000 0000 001	Lease Pmt #2 Equipment (Series 2018A)	59,014.00
06/14/2019				
	Mutual of Omaha Bank	01 4700 831 000 0000 001	Lease Pmt #1 Project 2D (Series 2019)	73,855.77
			Vendor Total:	132,869.77
05/20/2019				
	Myers Bus Service Inc.	01 2710 510 000 0000 001	Activity Travel	2,214.12
	Myers Bus Service Inc.	01 2710 510 000 0000 002	Field Trips	2,716.96
			Vendor Total:	4,931.08
05/09/2019				
	Myers Luxury Coaches, Inc.	01 2710 510 000 0000 001	Activity Travel	1,166.84
			Vendor Total:	1,166.84
05/16/2019				
	NASSP	01 1100 610 000 0000 001	NHS Carolina Blue Pennant Stole	778.75
			Vendor Total:	778.75
05/31/2019				
	O'Neill Auto Supply, Inc	01 2730 430 000 0000 000	Oil & Filters	157.66
			Vendor Total:	157.66
05/29/2019				
	O'Neill Car Wash LLC	01 2732 890 000 9018 000	Vehicle Washes	10.06
	O'Neill Car Wash LLC	01 2730 890 000 0000 000	Vehicle Washes	57.98
			Vendor Total:	68.04
05/01/2019				
	O'Neill Lanes	01 1100 610 000 1145 001	9th grade bowl 2018-19	1,064.25
			Vendor Total:	1,064.25
05/31/2019				
	O'Neill Lumber & Trailer Sales	01 2610 610 000 0000 002	Custodial Supplies	37.30
			Vendor Total:	37.30
06/14/2019				
	O'Neill Pest Control	01 2610 352 000 0000 002	Pest Control	25.00
			Vendor Total:	25.00
05/21/2019				
	O'Neill Super Foods	01 3300 610 000 1744 002	Developing Eagles Supplies	452.60
			Vendor Total:	452.60
05/31/2019				

<u>Invoice Date</u>	<u>Vendor Name</u>	<u>Account Number</u>	<u>Description</u>	<u>Amount</u>
	Ogden Hardware	01 2610 610 000 0000 002	Custodial Supplies	797.83
	Ogden Hardware	01 2610 610 000 0000 001	Custodial Supplies	97.75
			Vendor Total:	895.58
05/17/2019				
	Ollendick, Mardy	01 2710 332 000 0000 001	Transportation May 2019	42.98
			Vendor Total:	42.98
05/16/2019				
	Omaha's Henry Doorly Zoo and Aquarium	01 1100 810 000 2190 002	6th Gr Field Trip	220.00
			Vendor Total:	220.00
05/25/2019				
	One Office Solution	01 1100 610 000 0000 002	Copier Contract	985.19
	One Office Solution	01 1100 610 000 0000 001	Copier Contract	1,071.87
			Vendor Total:	2,057.06
05/31/2019				
	One Source, The Background Check Co., Inc	01 2510 350 000 0000 000	Background Checks	85.00
			Vendor Total:	85.00
05/14/2019				
	Paper101	01 1100 610 000 0000 000	Colored Copier Paper	418.50
05/17/2019				
	Paper101	01 1100 610 000 0000 000	White Copier Paper	11,066.40
			Vendor Total:	11,484.90
05/17/2019				
	Parks, Katie	01 2710 332 000 0000 002	Transportation May 2019	64.47
			Vendor Total:	64.47
05/16/2019				
	Pearson, Inc, NCS	01 2140 643 000 0000 000	v: Q Global 1 year subscription unlimite	50.00
			Vendor Total:	50.00
06/10/2019				
	Pinkerman, Denise	01 2710 332 000 0000 002	Transportation Mar-May 2019	317.38
	Pinkerman, Denise	01 2710 332 000 0000 001	Transportation Mar-May 2019	634.75
			Vendor Total:	952.13
05/14/2019				
	Popplers Music, Inc	01 1100 610 000 1141 002	Easy Bucket Drumming Bk/CD	35.00
	Popplers Music, Inc	01 1100 610 000 1141 002	Pop Kids Book/CD	59.99
	Popplers Music, Inc	01 1100 610 000 1141 002	Percussion Parade Bk/Data	17.00
	Popplers Music, Inc	01 1100 610 000 1141 002	Primary Percussion CD-ROM	39.95
	Popplers Music, Inc	01 1100 610 000 1141 002	Perplexing Puzzles Bk	12.95
	Popplers Music, Inc	01 1100 610 000 1141 002	Stories That Sing BK/CD	35.00
	Popplers Music, Inc	01 1100 610 000 1141 002	Come On Dance Bk/CD	25.00
	Popplers Music, Inc	01 1100 610 000 1141 002	shipping	18.95
			Vendor Total:	243.84
06/10/2019				

<u>Invoice Date</u>	<u>Vendor Name</u>	<u>Account Number</u>	<u>Description</u>	<u>Amount</u>
	Price, Charles	01 2730 626 000 0000 001	Fuel	50.37
			Vendor Total:	50.37
05/28/2019	Pyramid School Products	01 2610 610 000 0000 001	Wall Clock Radio Controlled Atomic 12.75	575.20
05/23/2019	Pyramid School Products	01 1190 610 000 1190 002	Washable Paints for Preschool	78.54
	Pyramid School Products	01 1100 610 000 0000 002	Elem Supplies -SHavranek	33.54
	Pyramid School Products	01 1100 610 000 0000 002	Elem Supplies-MTomjack	2.29
	Pyramid School Products	01 1100 610 000 0000 002	Elem Supplies- L Hilker	49.56
	Pyramid School Products	01 1100 610 000 0000 002	Elem Supplies-HFroman	39.95
	Pyramid School Products	01 1100 610 000 1105 002	Elem Art Class Supplies Kruse	317.67
05/28/2019	Pyramid School Products	01 2610 610 000 0000 002	US Flags	179.70
	Pyramid School Products	01 2610 610 000 0000 002	NE Flag	85.74
05/29/2019	Pyramid School Products	01 1190 610 000 1190 002	Crayola Paint Yellow gallon washable	26.18
			Vendor Total:	1,388.37
05/31/2019	Rapids Wholesale	01 1100 610 000 1118 001	Dinner fork, windsor	8.40
	Rapids Wholesale	01 1100 610 000 1118 001	Teaspoon, windsor	6.12
			Vendor Total:	14.52
05/21/2019	Really Good Stuff, LLC	01 1100 610 000 0000 002	Hands on Practice mats	6.89
	Really Good Stuff, LLC	01 1100 610 000 0000 002	carpet spots	19.99
05/21/2019	Really Good Stuff, LLC	01 1100 610 000 0000 002	Treasure Chest	59.99
05/21/2019	Really Good Stuff, LLC	01 1100 610 000 0000 002	Happy Birthday From Your Teacher Pencils	7.98
	Really Good Stuff, LLC	01 1100 610 000 0000 002	100th Day Of School Twinkler Pencils	7.98
	Really Good Stuff, LLC	01 1100 610 000 0000 002	Happy 100th Day! Silicone Bracelet	11.99
	Really Good Stuff, LLC	01 1100 610 000 0000 002	A Sharp Bunch Name Tag Labels	6.99
	Really Good Stuff, LLC	01 1100 610 000 0000 002	Ready-To-Decorate® Ten Activities For 10	11.99
	Really Good Stuff, LLC	01 1100 610 000 0000 002	Painted Palette Happy Birthday Sticker B	4.99
05/21/2019	Really Good Stuff, LLC	01 1100 610 000 0000 002	Grade Specific Welcome Bookmarks (4th Gr	9.98
	Really Good Stuff, LLC	01 1100 610 000 0000 002	All-in-One Subjects 4-Pocket Folders (se	144.55
05/21/2019				

<u>Invoice Date</u>	<u>Vendor Name</u>	<u>Account Number</u>	<u>Description</u>	<u>Amount</u>
	Really Good Stuff, LLC	01 1100 610 000 0000 002	Happy Birthday Pencils	3.29
	Really Good Stuff, LLC	01 1100 610 000 0000 002	Carpet Mark-Its	19.99
05/22/2019				
	Really Good Stuff, LLC	01 1100 610 000 0000 002	Chalkboard Style Desktop Helpers	32.99
	Really Good Stuff, LLC	01 1100 610 000 0000 002	Chalkboard Brights Magnetic Storage Pock	9.98
	Really Good Stuff, LLC	01 1100 610 000 0000 002	Stick around magnets	5.99
	Really Good Stuff, LLC	01 1100 610 000 0000 002	shipping	8.95
			Vendor Total:	374.51
06/11/2019				
	Reserve Account	01 2510 531 000 0000 000	Postage	103.15
	Reserve Account	01 2510 531 000 0000 001	Postage	286.65
	Reserve Account	01 2510 531 000 0000 002	Postage	235.40
	Reserve Account	01 1200 531 000 0000 001	Postage	21.60
	Reserve Account	01 1200 531 000 0000 002	Postage	16.50
	Reserve Account	06 3100 531 000 0000 000	Postage	203.50
	Reserve Account	01 3300 531 000 1744 002	Postage	17.50
			Vendor Total:	884.30
05/30/2019				
	Rochester 100 Inc.	01 1100 610 000 0000 002	English communication folders	87.75
	Rochester 100 Inc.	01 1100 610 000 0000 002	English communication folders	87.75
	Rochester 100 Inc.	01 1100 610 000 0000 002	English communication folders	101.25
	Rochester 100 Inc.	01 1100 610 000 0000 002	English communication folders	87.75
	Rochester 100 Inc.	01 1100 610 000 0000 002	Spanish communication folders	14.50
	Rochester 100 Inc.	01 1100 610 000 0000 002	Spanish communication folders	14.50
	Rochester 100 Inc.	01 1100 610 000 0000 002	Spanish communication folders	14.50
	Rochester 100 Inc.	01 1100 610 000 0000 002	Spanish communication folders	14.50
			Vendor Total:	422.50
05/22/2019				
	S&S Worldwide	01 1100 610 000 0000 002	Gripper Football	11.00
06/01/2019				
	S&S Worldwide	01 1100 610 000 0000 002	Colored Construction paper Red	72.50
	S&S Worldwide	01 1100 610 000 0000 002	Colored Construction paper Green	72.50
			Vendor Total:	156.00
05/20/2019				
	Saquiche, Milsa	06 3100 890 000 0000 000	Refund Lunch Acct	10.00
			Vendor Total:	10.00
05/30/2019				
	Sayers, Angela	01 2710 332 000 0000 002	Transportation May 2019	214.89
			Vendor Total:	214.89
05/21/2019				
	Schluns, Amanda	01 2710 332 000 0000 001	Transportation Feb-May 2019	214.89
			Vendor Total:	214.89

<u>Invoice Date</u>	<u>Vendor Name</u>	<u>Account Number</u>	<u>Description</u>	<u>Amount</u>
05/23/2019	School Health Corporation	01 2610 610 000 0000 001	Purell hand sanitizer 12 oz	95.52
05/22/2019	School Health Corporation	01 1190 610 000 1190 002	cotton balls	14.05
05/22/2019	School Health Corporation	01 1200 610 000 0000 002	ChewEase	14.99
	School Health Corporation	01 1200 610 000 0000 002	Tangle Therapy	11.69
	School Health Corporation	01 1200 610 000 0000 002	Shipping	19.09
05/31/2019	School Health Corporation	01 2130 610 000 0000 000	Elastic Bandages	7.56
	School Health Corporation	01 2130 610 000 0000 000	Cotton Balls	14.05
	School Health Corporation	01 2130 610 000 0000 000	First Aid Field Trip Emergency Kit	31.04
	School Health Corporation	01 2130 610 000 0000 000	Gauze Pads 3x3	78.72
	School Health Corporation	01 2130 610 000 0000 000	Instant Thermometer probe coers for Pro	26.80
	School Health Corporation	01 2130 610 000 0000 000	Fingertip band aids small	16.24
06/07/2019	School Health Corporation	01 2130 610 000 0000 000	Reusable Cold/Hot packs Small	11.24
	School Health Corporation	01 2130 610 000 0000 000	Reusable Cold/Hot packs small	11.24
06/02/2019	School Health Corporation	01 1100 610 000 1141 001	Hand Sanitizer with aloe 8 oz pump bottl	36.00
			Vendor Total:	388.23
05/21/2019	School Speciality, Imc.	01 1100 610 000 0000 002	Crayola Model Magic Class pack Assorted	34.38
	School Speciality, Imc.	01 1100 610 000 0000 002	Pad, Easel Post-it Grid White	45.49
05/22/2019	School Speciality, Imc.	01 1100 610 000 0000 002	Pink Erasers	3.04
	School Speciality, Imc.	01 1100 610 000 0000 002	Expo Dry Erase Markers Chisel Tip (Assor	15.58
	School Speciality, Imc.	01 1100 610 000 0000 002	Command Poster Strips	2.53
	School Speciality, Imc.	01 1100 610 000 0000 002	Table Easel	15.80
	School Speciality, Imc.	01 1100 610 000 0000 002	Crayola Tempera Paint (yellow)	3.11
	School Speciality, Imc.	01 1100 610 000 0000 002	Crayola Tempera Paint (orange)	3.11
	School Speciality, Imc.	01 1100 610 000 0000 002	Marker Expo Dry Erase Black	16.57
05/23/2019	School Speciality, Imc.	01 1100 610 000 0000 002	El Teacher Supplies Coop Rider/Hobbs	32.18
	School Speciality, Imc.	01 2130 610 000 0000 000	Nurse supplies	8.36
05/28/2019	School Speciality, Imc.	01 1100 610 000 0000 002	Elementary Teacher Supplies	75.78
	School Speciality, Imc.	01 1100 610 000 0000 002	Elementary Office Supplies Sheet Protect	15.00

<u>Invoice Date</u>	<u>Vendor Name</u>	<u>Account Number</u>	<u>Description</u>	<u>Amount</u>
05/21/2019	School Speciality, Imc.	01 1100 610 000 1148 001	Time Timer, Magnetic, 8 inch	30.35
	School Speciality, Imc.	01 1100 610 000 1148 001	Post It Self Stick Easel Pad	121.35
05/21/2019	School Speciality, Imc.	01 1200 610 000 0000 002	Shamazing Board Cleaner	4.65
	School Speciality, Imc.	01 1200 610 000 0000 002	Pencil grip assortment 5 piece	5.19
	School Speciality, Imc.	01 1200 610 000 0000 002	Giant Puff Balls	10.65
05/21/2019	School Speciality, Imc.	01 1200 610 000 0000 002	desk calendar	6.04
06/07/2019	School Speciality, Imc.	01 1100 610 000 0000 000	Easel Post It/Pocket Folder/Book Rings	296.80
06/07/2019	School Speciality, Imc.	01 1100 610 000 0000 001	HS Office Supplies	225.05
	School Speciality, Imc.	01 1100 610 000 0000 002	Elem Teacher Supplies	38.16
	School Speciality, Imc.	01 1200 610 000 0000 001	HS Sped Supplies (M Nordby)	69.21
	School Speciality, Imc.	01 1200 610 000 0000 002	Elem Sped Supplies (Mathews & Benson)	13.53
	School Speciality, Imc.	01 1100 610 000 0000 001	HS Teacher Supplies	144.80
	School Speciality, Imc.	01 1200 610 000 1235 000	CTL Supplies	43.86
	School Speciality, Imc.	01 1150 610 000 0000 001	ELL Supplies (B Kelly)	41.65
			Vendor Total:	1,322.22
05/29/2019	Scripps National Spelling Bee	01 1100 810 000 2190 002	Elem Spelling Bee Regis	172.50
05/29/2019	Scripps National Spelling Bee	01 1100 810 000 2190 001	HS Spelling Bee Regis	172.50
			Vendor Total:	345.00
06/03/2019	Shad's Electric	01 2620 352 000 0000 001	Replace bulbs in Weight Room	200.00
	Shad's Electric	01 2620 610 000 0000 001	Replace bulbs in Weight Room	42.28
06/03/2019	Shad's Electric	01 2620 352 000 0000 001	Disconnect Modular Power, Phone, etc	600.00
			Vendor Total:	842.28
05/17/2019	Sholes, Molly	01 2710 332 000 0000 002	Transportation May 2019	64.46
	Sholes, Molly	01 2710 332 000 0000 001	Transportation May 2019	64.47
			Vendor Total:	128.93
05/21/2019	Sidak, Bridget	01 2710 332 000 0000 001	Transportation May 2019	171.91
			Vendor Total:	171.91
05/17/2019	Stagemeyer, Carla	01 2710 332 000 0000 001	Transportation May 2019	290.10
			Vendor Total:	290.10

<u>Invoice Date</u>	<u>Vendor Name</u>	<u>Account Number</u>	<u>Description</u>	<u>Amount</u>
05/25/2019	Staples Advantage	01 2620 610 000 0000 000	Facial Tissue	71.98
	Staples Advantage	01 2620 610 000 0000 000	Paper Towls	27.75
	Staples Advantage	01 1100 610 000 0000 000	Twin Pocket Folders	14.80
05/25/2019	Staples Advantage	01 1100 610 000 0000 001	PocketFolder Red	11.10
	Staples Advantage	01 1100 610 000 0000 002	Composition Books	9.60
	Staples Advantage	01 1100 610 000 1138 001	TI34 Multiview Calculators	31.96
	Staples Advantage	01 1200 610 000 0000 001	TI34 Multiview Calculators	95.88
	Staples Advantage	01 1100 610 000 1138 001	TI84 Plus Calculators	2,549.75
05/25/2019	Staples Advantage	01 1100 610 000 0000 002	Classroom Supplies RKoch	30.30
	Staples Advantage	01 1100 610 000 0000 002	Classroom Supplies Elem Office	93.90
06/13/2019	Staples Advantage	01 1200 610 000 0000 001	8 digit Solar LCD Pocket Calculator JFox	9.45
	Staples Advantage	01 1100 610 000 0000 002	Pocket Folders Multi Colors Elem	75.40
	Staples Advantage	01 1100 610 000 0000 002	Pocket Folders Multi Stepp	17.39
	Staples Advantage	01 2120 610 000 0000 001	Pocket Folders Multi BCorkle	11.10
	Staples Advantage	01 1100 610 000 1138 001	Composition Bks Reiman	9.60
	Staples Advantage	01 2610 610 000 0000 002	Facial Tissue Elem	71.98
	Staples Advantage	01 2610 610 000 0000 002	Paper Towels Elem	83.25
	Staples Advantage	01 2610 610 000 0000 002	Paper Towels Elem	127.00
	Staples Advantage	01 2610 610 000 0000 002	Toilet Tissue	1,548.40
	Staples Advantage	01 2610 610 000 0000 002	Paper Towel Refill	3,375.00
05/29/2019	Staples Advantage	01 2610 610 000 0000 001	Paper Towel Refill	3,093.75
	Staples Advantage	01 2610 610 000 0000 001	Toilet Tissue	265.44
05/29/2019	Staples Advantage	01 2610 610 000 0000 001	Paper Towels	381.00
06/05/2019	Staples Advantage	01 2610 610 000 0000 001	Facial Tissue	1,439.60
06/05/2019	Staples Advantage	01 2610 610 000 0000 001	Paper Towel Refill	2,814.35
06/06/2019	Staples Advantage	01 2610 610 000 0000 001	Paper Towels	(25.40)
06/07/2019	Staples Advantage	01 2610 610 000 0000 001	Paper Towel Refill - credit	(3,093.75)
			Vendor Total:	13,140.58
05/22/2019	Stelling, Shannon	01 1200 580 000 0000 000	Meals NASES	25.30
05/22/2019				

<u>Invoice Date</u>	<u>Vendor Name</u>	<u>Account Number</u>	<u>Description</u>	<u>Amount</u>
	Stelling, Shannon	01 2410 580 000 0000 002	Meals-SPED Law Conf J Brodersen	14.60
	Stelling, Shannon	01 1200 580 000 0000 000	Meals-SPED Law Conf S Stelling	41.89
05/22/2019				
	Stelling, Shannon	01 2730 626 000 0000 000	Vehicle Fuel	42.57
05/22/2019				
	Stelling, Shannon	01 2730 626 000 0000 001	Vehicle Fuel	7.00
	Stelling, Shannon	01 1100 580 000 2190 001	Meals/Pkg St Wrestling Supervision	51.98
			Vendor Total:	183.34
05/20/2019				
	Stuhr Museum	01 1100 810 000 2190 002	Field Trip Admission	288.00
			Vendor Total:	288.00
05/17/2019				
	Sudbeck, Brittany	01 6690 320 000 0000 002	PBIS Meeting 5/8/19	31.50
			Vendor Total:	31.50
05/14/2019				
	Sunshine Books International Limited	01 1100 610 000 0000 002	My Dictionary	229.50
	Sunshine Books International Limited	01 1100 610 000 0000 002	shipping/handling 10%	22.95
			Vendor Total:	252.45
05/14/2019				
	Super Duper Publications	01 1200 610 000 0000 002	Slinky Pop Toobs	21.95
05/14/2019				
	Super Duper Publications	01 1200 610 000 0000 002	CAAP-2 Articulation record Forms (25)	45.99
	Super Duper Publications	01 1200 610 000 0000 002	/k/ articulation cards	14.95
	Super Duper Publications	01 1200 610 000 0000 002	Grannies Candies set 2	39.95
06/07/2019				
	Super Duper Publications	01 1200 610 000 0000 002	Granny's Candies Game	39.96
	Super Duper Publications	01 1200 610 000 0000 002	shipping	7.50
			Vendor Total:	170.30
05/15/2019				
	Teacher's Discovery	01 1100 640 000 1173 001	Pobre Ana (The Classic) Spanish Level 1	195.00
	Teacher's Discovery	01 1100 640 000 1173 001	shipping	23.40
			Vendor Total:	218.40
06/11/2019				
	Teaching Strategies, LLC	01 1190 643 000 1190 002	GOLD Online Assessment Portfolios	657.25
			Vendor Total:	657.25
05/30/2019				
	Torpin's Rodeo Market	01 2320 610 000 0000 000	Supplies	15.37
	Torpin's Rodeo Market	01 1100 610 000 1118 001	Class Supplies	154.29
			Vendor Total:	169.66
05/17/2019				
	Trend Enterprises, Inc	01 1100 610 000 0000 002	Desk/Locker Name Plates	9.98

<u>Invoice Date</u>	<u>Vendor Name</u>	<u>Account Number</u>	<u>Description</u>	<u>Amount</u>
	Trend Enterprises, Inc	01 1100 610 000 0000 001	Flash Cards, Division	15.98
	Trend Enterprises, Inc	01 1100 610 000 0000 001	Multiplacation 0-12 Skill Drill Plash Ca	31.96
	Trend Enterprises, Inc	01 1100 610 000 0000 000	shipping	8.69
			Vendor Total:	66.61
05/28/2019				
	Tresona Multimedia LLC	01 1100 610 000 1108 002	Copyright for custom arrangement	410.00
			Vendor Total:	410.00
05/21/2019				
	Trinity3 Technology	01 1100 520 000 1740 001	1 yr Warranty Platinum Coverage for MacB	8,750.00
05/30/2019				
	Trinity3 Technology	01 1100 650 000 0000 001	45W power adapters for MBA	525.00
			Vendor Total:	9,275.00
06/03/2019				
	Troxell Communications	01 1100 650 000 1108 001	Audio adapter kit CBG Premium	61.12
			Vendor Total:	61.12
06/10/2019				
	U.S. Postal Service	01 2510 531 000 0000 000	Post Office Box Rent 12 mos	150.00
			Vendor Total:	150.00
06/07/2019				
	University of Nebraska Medical Center	01 1200 320 000 0000 002	School Consultation Apr 2019	1,945.44
			Vendor Total:	1,945.44
05/17/2019				
	VanEvery, Greg	01 2710 332 000 0000 001	Transportation May 2019	139.68
	VanEvery, Greg	01 2710 332 000 0000 002	Transportation May 2019	139.68
			Vendor Total:	279.36
06/07/2019				
	Virco, Inc	01 1100 610 000 1148 001	NVY stacking chair 18: Navy	1,482.48
	Virco, Inc	01 1100 610 000 1148 001	Activity Table Round 48" wild cherry	295.30
04/29/2019				
	Virco, Inc	01 1100 610 000 1173 001	Virco Chair N918 18" Stacking Chair Navy	1,729.56
	Virco, Inc	01 1100 610 000 1173 001	Activity Table Round 48" wild cherry	295.30
	Virco, Inc	01 1100 610 000 1173 001	Laboratory and Art Room Stools 24" sands	79.57
			Vendor Total:	3,882.21
05/24/2019				
	Vivacity Tech PBC	01 1100 650 000 0000 001	Vivacity Tech 11" Chromebook Case	750.00
			Vendor Total:	750.00
05/21/2019				
	Voyager Sopris Learning	01 1150 610 000 0000 002	Direct Instruction Spoken English Level	746.95

<u>Invoice Date</u>	<u>Vendor Name</u>	<u>Account Number</u>	<u>Description</u>	<u>Amount</u>
	Voyager Sopris Learning	01 1150 610 000 0000 002	shipping	74.70
			Vendor Total:	821.65
05/17/2019				
	Welke, Amanda	01 2710 332 000 0000 002	Transportation Apr-May 2019	75.16
	Welke, Amanda	01 2710 332 000 0000 001	Transportation Apr-May 2019	150.31
			Vendor Total:	225.47
05/16/2019				
	West Music	01 1100 610 000 1141 002	Give Me A Bucket Book/CD-ROM	24.95
	West Music	01 1100 610 000 1141 002	Cows In the Kitchen Book/CD	8.99
	West Music	01 1100 610 000 1141 002	I am the Music Man Book/CD	8.99
	West Music	01 1100 610 000 1141 002	Shake Wave, and Jingle CD	15.95
	West Music	01 1100 610 000 1141 002	Woods, Metals, Shakers, Skins Book/Digit	39.95
	West Music	01 1100 610 000 1141 002	ship/handling estimate	10.95
			Vendor Total:	109.78
05/24/2019				
	Wettlaufer, Kristin	01 2710 332 000 0000 002	Transportation May 2019	236.38
			Vendor Total:	236.38
05/20/2019				
	Whitney, Rodney	06 3100 890 000 0000 000	Refund Lunch Acct	10.90
			Vendor Total:	10.90
05/17/2019				
	Wilson, Sarah	01 2710 332 000 0000 002	Transportation May 2019	141.82
	Wilson, Sarah	01 2710 332 000 0000 001	Transportation May 2019	141.83
			Vendor Total:	283.65
05/21/2019				
	Wiseman, Tricia	01 2710 332 000 0000 002	Transportation May 2019	257.87
			Vendor Total:	257.87
05/20/2019				
	Xtra Productions	01 2620 352 000 0000 002	Adjusted System at Elem	75.00
	Xtra Productions	01 2620 650 000 0000 002	75' mini cable & bluetooth unit	65.00
			Vendor Total:	140.00
05/30/2019				
	Young, Heather	01 2710 332 000 0000 001	Transportation May 2019	182.66
			Vendor Total:	182.66
			Checking Account Total:	328,085.09
<u>Checking</u>	2			
05/24/2019				
	Hertz Furniture Systems	02 2900 610 000 1148 001	54 x 24 x 30 H Science lab table with Ep	6,588.00
	Hertz Furniture Systems	02 2900 610 000 1148 001	Tailgate delivery charge	600.00
			Vendor Total:	7,188.00
06/06/2019				
	Karr Tuckpointing LLC	02 2900 430 000 0000 002	Exterior Masonry Restoration	8,491.00

Invoice Date

<u>Vendor Name</u>	<u>Account Number</u>	<u>Description</u>	<u>Amount</u>
		Vendor Total:	8,491.00
05/15/2019			
Metal Doors & Hardware Co.	02 2900 610 000 0000 001	New door hardware for existing doors	14,300.00
		Vendor Total:	14,300.00
06/03/2019			
UpLift Desk	02 2900 610 000 1148 001	UPL960 Darkbrown - 60 x 30 V2 Standing D	9,360.00
UpLift Desk	02 2900 610 000 1148 001	Two Power Grommets-Black	1,104.00
UpLift Desk	02 2900 610 000 1148 001	Bundle E3 Donut Stool -Gray	2,528.00
UpLift Desk	02 2900 610 000 1148 001	Discount Science Desks	(1,104.00)
		Vendor Total:	11,888.00
		Checking Account Total:	41,867.00

Checking

8

04/30/2019			
Davis Designs	08 4300 340 000 0000 001	Jr/Sr HS Addition	13,758.20
04/30/2019			
Davis Designs	08 4300 340 000 0000 001	Travel Time & Reimbursables	2,983.96
		Vendor Total:	16,742.16
05/31/2019			
Hausmann Construction Inc.	08 4700 450 000 0000 001	50% of Retainage for Renovations	7,882.70
06/07/2019			
Hausmann Construction Inc.	08 4700 450 000 0000 001	Renovations	37,705.50
		Vendor Total:	45,588.20
04/30/2019			
Mid-State Engineering & Testing, Inc	08 4700 450 000 0000 001	Masonry Observation	530.00
		Vendor Total:	530.00
06/14/2019			
Mutual of Omaha Bank	08 4700 831 000 0000 001	Lease Pmt #2 Project 4 (Series 2018C)	202,315.66
06/14/2019			
Mutual of Omaha Bank	08 4700 831 000 0000 001	Lease Pmt #2 - 2A, 2B, 2C (Series 2018B)	170,345.28
		Vendor Total:	372,660.94
		Checking Account Total:	435,521.30

O'Neill Public Schools
Payroll Report
May - 2019

Employee Gross Wages	\$542,080.06
Substitute Employee Gross Wages	\$13,197.70
Health/Dental Ins Benefit	\$132,485.12
HSA Benefit	\$4,702.81
Retirement Benefit	\$52,588.67
Medicare/Social Security Taxes	\$40,586.29
Total Payroll Expense to District	\$785,640.65

Account Number	Account Description	Revised Budget	Expended During Month	Expenditures to Date	% of Budget
01	General Fund				
01 1100 110 000 1141 001	Reg Emp - Non-Instr - Music	\$0.00	\$469.92	\$2,794.40	0.00
01 1100 110 000 1141 002	Reg Emp - Non-Instr - Music	\$0.00	\$0.00	\$0.00	0.00
01 1100 111 000 0000 001	Reg Emp - Teach/Prof	\$13,765.00	\$14,230.66	\$123,309.22	895.82
01 1100 111 000 0000 002	Reg Emp - Teach/Prof	\$683,840.00	\$69,373.39	\$621,747.30	90.92
01 1100 111 000 1103 001	Reg Emp - Teach/Prof - Ag Education	\$39,834.00	\$2,995.67	\$26,961.03	67.68
01 1100 111 000 1105 001	Reg Emp - Teach/Prof - Art	\$48,332.00	\$4,027.67	\$36,249.03	75.00
01 1100 111 000 1105 002	Reg Emp - Teach/Prof - Art	\$22,497.00	\$1,874.80	\$16,629.98	73.92
01 1100 111 000 1108 001	Reg Emp - Teach/Prof - Band	\$59,463.00	\$2,236.00	\$20,124.00	33.84
01 1100 111 000 1108 002	Reg Emp - Teach/Prof - Band	\$18,788.00	\$1,490.67	\$13,416.03	71.41
01 1100 111 000 1112 001	Reg Emp - Teach/Prof - Business	\$133,816.00	\$6,272.63	\$56,453.67	42.19
01 1100 111 000 1114 001	Reg Emp - Teach/Prof - English	\$297,904.00	\$22,701.76	\$204,593.79	68.68
01 1100 111 000 1118 001	Reg Emp - Teach/Prof - FCS	\$60,716.00	\$5,059.67	\$45,537.03	75.00
01 1100 111 000 1135 001	Reg Emp - Teach/Prof - Gifted	\$0.00	\$0.00	\$238.68	0.00
01 1100 111 000 1135 002	Reg Emp - Teach/Prof - Gifted	\$99,106.00	\$5,833.67	\$46,518.93	46.94
01 1100 111 000 1138 001	Reg Emp - Teach/Prof - Math	\$120,487.00	\$9,823.72	\$88,318.15	73.30
01 1100 111 000 1141 001	Reg Emp - Teach/Prof - Music	\$19,522.00	\$1,268.50	\$11,429.00	58.54
01 1100 111 000 1141 002	Reg Emp - Teach/Prof - Music	\$71,552.00	\$5,855.02	\$53,000.40	74.07
01 1100 111 000 1145 001	Reg Emp - Teach/Prof - PE	\$143,684.00	\$9,377.72	\$88,411.63	61.53
01 1100 111 000 1145 002	Reg Emp - Teach/Prof - PE	\$46,784.00	\$3,769.67	\$33,927.03	72.52
01 1100 111 000 1148 001	Reg Emp - Teach/Prof - Science	\$259,408.00	\$17,466.97	\$159,454.87	61.47
01 1100 111 000 1171 001	Reg Emp - Teach/Prof - Social Studies	\$180,255.00	\$11,737.21	\$127,005.91	70.46
01 1100 111 000 1173 001	Reg Emp - Teach/Prof - Spanish	\$71,552.00	\$5,217.34	\$46,956.06	65.63
01 1100 111 000 1175 001	Reg Emp - Teach/Prof - Tech Educ	\$26,832.00	\$4,181.75	\$37,635.75	140.26
01 1100 111 000 1175 002	Reg Emp - Teach/Prof - Tech Educ	\$14,998.00	\$1,249.87	\$11,086.69	73.92
01 1100 111 000 1180 001	Reg Emp - Teach/Prof - Trades/Industry	\$94,686.00	\$6,690.09	\$60,210.81	63.59
01 1100 112 000 0000 001	Reg Emp - Instr Aides	\$0.00	\$388.70	\$2,075.63	0.00
01 1100 112 000 0000 002	Reg Emp - Instructional Aides	\$34,400.00	\$2,866.67	\$25,800.03	75.00
01 1100 120 000 2190 001	Temp Emp - Non-Instr - Activity	\$0.00	\$1,185.16	\$24,452.50	0.00
01 1100 122 000 0000 002	Temp Emp - Instr Aide	\$3,000.00	\$0.00	\$0.00	0.00
01 1100 123 000 0000 001	Temp Emp - Teach/Prof - Sub	\$1,000.00	\$431.25	\$3,214.12	321.41
01 1100 123 000 0000 002	Temp Emp - Teach/Prof - Sub	\$40,000.00	\$2,425.00	\$15,782.07	39.46
01 1100 123 000 1103 001	Temp Emp - Teach/Prof - Sub - Ag Ed	\$3,500.00	\$0.00	\$1,775.00	50.71
01 1100 123 000 1105 001	Temp Emp - Teach/Prof - Sub - Art	\$1,000.00	\$200.00	\$725.00	72.50
01 1100 123 000 1105 002	Temp Emp - Teach/Prof - Sub - Art	\$1,000.00	\$0.00	\$345.21	34.52
01 1100 123 000 1108 001	Temp Emp - Teach/Prof - Sub - Band	\$350.00	\$37.50	\$312.50	89.29

EXPENDITURE REPORT

May, 2019

Account Number	Account Description	Revised Budget	Expended During Month	Expenditures to Date	% of Budget
01 1100 123 000 1108 002	Temp Emp - Teach/Prof - Sub - Band	\$50.00	\$0.00	\$0.00	0.00
01 1100 123 000 1112 001	Temp Emp - Teach/Prof - Sub - Business	\$2,500.00	\$118.75	\$940.62	37.62
01 1100 123 000 1114 001	Temp Emp - Teach/Prof - Sub - English	\$5,500.00	\$406.25	\$4,324.99	78.64
01 1100 123 000 1118 001	Temp Emp - Teach/Prof - Sub - FCS	\$1,250.00	\$0.00	\$1,100.00	88.00
01 1100 123 000 1135 001	Temp Emp - Teach/Prof - Sub - Gifted	\$0.00	\$0.00	\$0.00	0.00
01 1100 123 000 1135 002	Temp Emp - Teach/Prof - Sub - Gifted	\$400.00	\$0.00	\$75.00	18.75
01 1100 123 000 1138 001	Temp Emp - Teach/Prof - Sub - Math	\$2,500.00	\$462.50	\$2,403.11	96.12
01 1100 123 000 1141 001	Temp Emp - Teach/Prof - Sub - Music	\$7,360.00	\$0.00	\$150.00	2.04
01 1100 123 000 1141 002	Temp Emp - Teach/Prof - Sub - Music	\$1,000.00	\$200.00	\$1,350.00	135.00
01 1100 123 000 1145 001	Temp Emp - Teach/Prof - Sub - PE	\$2,500.00	\$300.00	\$1,629.35	65.17
01 1100 123 000 1145 002	Temp Emp - Teach/Prof - Sub - PE	\$700.00	\$100.00	\$450.00	64.29
01 1100 123 000 1148 001	Temp Emp - Teach/Prof - Sub - Science	\$5,000.00	\$393.75	\$6,112.82	122.26
01 1100 123 000 1171 001	Temp Emp - Teach/Prof - Sub - Soc Stud	\$3,250.00	\$262.50	\$10,224.47	314.60
01 1100 123 000 1173 001	Temp Emp - Teach/Prof - Sub - Spanish	\$1,300.00	\$243.75	\$943.75	72.60
01 1100 123 000 1175 001	Temp Emp - Teach/Prof - Sub - Tech Educ	\$100.00	\$356.25	\$900.00	900.00
01 1100 123 000 1175 002	Temp Emp - Teach/Prof - Sub - Tech Educ	\$750.00	\$0.00	\$230.14	30.69
01 1100 123 000 1180 001	Temp Emp - Teach/Prof - Sub - Trades/Ind	\$1,200.00	\$125.00	\$450.00	37.50
01 1100 130 000 1141 001	Non-Instructional - Music - OT	\$0.00	\$151.92	\$480.00	0.00
01 1100 132 000 0000 001	Reg Emp - Instr Aides	\$0.00	\$92.02	\$192.90	0.00
01 1100 150 000 2190 001	Non-Instr Aide - Add'l Comp - Activity	\$0.00	\$0.00	\$2,844.00	0.00
01 1100 151 000 0000 001	Teach/Prof - Add'l Comp	\$0.00	\$137.50	\$662.50	0.00
01 1100 151 000 0000 002	Teach/Prof - Add'l Comp	\$0.00	\$0.00	\$31.25	0.00
01 1100 151 000 1103 001	Teach/Prof - Add'l Comp - Ag Ed	\$0.00	\$0.00	\$37.50	0.00
01 1100 151 000 1105 001	Reg Emp - Teach/Prof - Art	\$0.00	\$0.00	\$37.50	0.00
01 1100 151 000 1112 001	Reg Emp - Teach/Prof - Business	\$0.00	\$25.00	\$37.50	0.00
01 1100 151 000 1114 001	Teach/Prof - Add'l Comp - English	\$0.00	\$50.00	\$2,338.39	0.00
01 1100 151 000 1118 001	Reg Emp - Teach/Prof - FCS	\$0.00	\$0.00	\$37.50	0.00
01 1100 151 000 1138 001	Teach/Prof - Add'l Comp - Math	\$0.00	\$37.50	\$2,063.39	0.00
01 1100 151 000 1141 001	Reg Emp - Teach/Prof - Music	\$0.00	\$0.00	\$50.00	0.00
01 1100 151 000 1145 001	Teach/Prof - Add'l Comp - PE	\$0.00	\$37.50	\$587.50	0.00
01 1100 151 000 1148 001	Teach/Prof - Add'l Comp - Science	\$0.00	\$12.50	\$512.50	0.00
01 1100 151 000 1171 001	Teach/Prof - Add'l Comp - Soc Studies	\$0.00	\$50.00	\$275.00	0.00
01 1100 151 000 1173 001	Teach/Prof - Add'l Comp - Spanish	\$0.00	\$0.00	\$87.50	0.00
01 1100 151 000 1175 001	Reg Emp - Teach/Prof - Tech Educ	\$0.00	\$12.50	\$12.50	0.00
01 1100 151 000 2190 000	Teach/Prof - Add'l Comp - Activity	\$0.00	\$229.33	\$2,063.97	0.00
01 1100 151 000 2190 001	Teach/Prof - Add'l Comp - Activity	\$0.00	\$13,937.40	\$130,624.40	0.00

EXPENDITURE REPORT

May, 2019

Account Number	Account Description	Revised Budget	Expended During Month	Expenditures to Date	% of Budget
01 1100 151 000 2190 002	Teach/Prof - Add'l Comp - Activity	\$0.00	\$788.33	\$9,502.97	0.00
01 1100 152 000 0000 002	Instr Aide - Add'l Comp - Substitute	\$0.00	\$0.00	\$0.00	0.00
01 1100 152 000 1105 002	Reg Emp - Instr Aide - Art	\$0.00	\$0.00	\$0.00	0.00
01 1100 152 000 1171 001	Reg Emp - Instr Aides - Social Studies	\$0.00	\$0.00	\$0.00	0.00
01 1100 152 000 1175 002	Reg Emp - Instr Aide - Tech Educ	\$0.00	\$0.00	\$0.00	0.00
01 1100 152 000 2190 001	Instr Aide - Add'l Comp - Activity	\$0.00	\$355.81	\$8,927.63	0.00
01 1100 154 000 2190 001	Technical Staff - Add'l Comp - Activity	\$0.00	\$788.33	\$7,174.97	0.00
01 1100 210 000 1141 001	Non-Instr - Group Ins - Music	\$0.00	\$0.00	\$0.00	0.00
01 1100 211 000 0000 001	Teach/Prof - Group Ins	\$4,205.00	\$3,693.57	\$32,088.23	763.10
01 1100 211 000 0000 002	Teach/Prof - Group Ins	\$236,286.00	\$20,731.15	\$184,057.71	77.90
01 1100 211 000 1103 001	Teach/Prof - Group Ins - Ag Ed	\$14,407.00	\$1,051.96	\$9,467.64	65.72
01 1100 211 000 1105 001	Teach/Prof - Group Ins - Art	\$14,407.00	\$1,200.59	\$10,805.31	75.00
01 1100 211 000 1105 002	Teach/Prof - Group Ins - Art	\$5,768.00	\$512.81	\$4,615.29	80.02
01 1100 211 000 1108 001	Teach/Prof - Group Ins - Band	\$14,420.00	\$526.01	\$4,734.09	32.83
01 1100 211 000 1108 002	Teach/Prof - Group Ins - Band	\$4,806.00	\$350.67	\$3,156.03	65.67
01 1100 211 000 1112 001	Teach/Prof - Group Ins - Business	\$38,454.00	\$1,627.92	\$14,651.28	38.10
01 1100 211 000 1114 001	Teach/Prof - Group Ins - English	\$77,496.00	\$5,945.63	\$53,510.73	69.05
01 1100 211 000 1118 001	Teach/Prof - Group Ins - FCS	\$14,407.00	\$1,200.59	\$10,805.31	75.00
01 1100 211 000 1135 001	Teach/Prof - Group Ins - Gifted	\$0.00	\$0.00	\$0.00	0.00
01 1100 211 000 1135 002	Teach/Prof - Group Ins - Gifted	\$789.00	\$52.18	\$413.11	52.36
01 1100 211 000 1138 001	Teach/Prof - Group Ins - Math	\$39,449.00	\$2,377.30	\$21,395.70	54.24
01 1100 211 000 1141 001	Teach/Prof - Group Ins - Music	\$3,520.00	\$220.02	\$2,200.20	62.51
01 1100 211 000 1141 002	Teach/Prof - Group Ins - Music	\$19,227.00	\$1,602.27	\$14,420.43	75.00
01 1100 211 000 1145 001	Teach/Prof - Group Ins - PE	\$38,720.00	\$2,701.52	\$24,839.59	64.15
01 1100 211 000 1145 002	Teach/Prof - Group Ins - PE	\$7,040.00	\$515.94	\$4,643.46	65.96
01 1100 211 000 1148 001	Teach/Prof - Group Ins - Science	\$77,870.00	\$4,940.17	\$45,162.85	58.00
01 1100 211 000 1171 001	Teach/Prof - Group Ins - Social Studies	\$39,925.00	\$3,572.28	\$29,358.62	73.53
01 1100 211 000 1173 001	Teach/Prof - Group Ins - Spanish	\$18,883.00	\$1,401.99	\$12,617.91	66.82
01 1100 211 000 1175 001	Teach/Prof - Group Ins - Tech Educ	\$7,210.00	\$1,201.70	\$10,815.30	150.00
01 1100 211 000 1175 002	Teach/Prof - Group Ins - Tech Educ	\$3,845.00	\$341.87	\$3,076.83	80.02
01 1100 211 000 1180 001	Teach/Prof - Group Ins - Trades/Industry	\$30,368.00	\$2,015.59	\$18,140.31	59.73
01 1100 211 000 2190 001	Increased Retirement - Act	\$0.00	\$0.00	\$0.00	0.00
01 1100 212 000 0000 001	Group Insurance - Instructional Aides	\$0.00	\$184.82	\$985.74	0.00
01 1100 212 000 0000 002	Group Insurance - Instructional Aides	\$0.00	\$1,262.27	\$11,360.43	0.00
01 1100 220 000 1141 001	Social Security - Non-Instructional	\$0.00	\$47.57	\$252.77	0.00
01 1100 220 000 2190 001	Social Security - Non-Instr - Activity	\$0.00	\$90.66	\$2,088.18	0.00

EXPENDITURE REPORT

May, 2019

Account Number	Account Description	Revised Budget	Expended During Month	Expenditures to Date	% of Budget
01 1100 221 000 0000 001	REG. SOCIAL SECURITY-S	\$1,053.00	\$1,047.37	\$9,031.91	857.73
01 1100 221 000 0000 002	REG. SOCIAL SECURITY-E	\$54,869.00	\$5,154.01	\$46,040.47	83.91
01 1100 221 000 1103 001	AG ED SOCIAL SECURITY - S	\$3,047.00	\$208.72	\$1,881.33	61.74
01 1100 221 000 1105 001	ART SOCIAL SECURITY-S	\$3,697.00	\$301.69	\$2,718.08	73.52
01 1100 221 000 1105 002	ART SOCIAL SECURITY-E	\$1,721.00	\$143.43	\$1,272.27	73.93
01 1100 221 000 1108 001	BAND SOCIAL SECURITY-S	\$4,548.00	\$166.44	\$1,499.68	32.97
01 1100 221 000 1108 002	BAND SOCIAL SECURITY-E	\$1,516.00	\$110.96	\$999.81	65.95
01 1100 221 000 1112 001	BUSINESS SOC. SEC.-S	\$10,236.00	\$468.78	\$4,204.58	41.08
01 1100 221 000 1114 001	ENGLISH SOCIAL SECURITY-S	\$22,751.00	\$1,623.06	\$14,773.57	64.94
01 1100 221 000 1118 001	FCS SOCIAL SECURITY-S	\$4,644.00	\$378.12	\$3,405.92	73.34
01 1100 221 000 1135 001	GIFTED SOC. SEC.-S	\$0.00	\$0.00	\$0.00	0.00
01 1100 221 000 1135 002	GIFTED SOC. SEC.-E	\$7,632.00	\$446.28	\$3,496.16	45.81
01 1100 221 000 1138 001	MATH SOCIAL SECURITY-S	\$8,911.00	\$714.62	\$6,556.39	73.58
01 1100 221 000 1141 001	MUSIC SOCIAL SECURITY-S	\$1,979.00	\$97.05	\$878.19	44.38
01 1100 221 000 1141 002	MUSIC SOCIAL SECURITY-E	\$5,473.00	\$443.92	\$4,018.59	73.43
01 1100 221 000 1145 001	PE SOCIAL SECURITY-S	\$10,991.00	\$684.98	\$6,485.35	59.01
01 1100 221 000 1145 002	PE SOCIAL SECURITY-E	\$3,578.00	\$288.38	\$2,595.42	72.54
01 1100 221 000 1148 001	SCIENCE SOCIAL SECURITY-S	\$19,768.00	\$1,258.83	\$11,525.29	58.30
01 1100 221 000 1171 001	SOCIAL STUDIES SOC SEC-S	\$13,789.00	\$886.80	\$9,602.58	69.64
01 1100 221 000 1173 001	SPANISH SOCIAL SECURITY-S	\$5,473.00	\$376.47	\$3,394.89	62.03
01 1100 221 000 1175 001	TECHNOLOGY SOC. SEC.-S	\$2,052.00	\$314.50	\$2,823.04	137.58
01 1100 221 000 1175 002	TECHNOLOGY SOC. SEC.-E	\$1,147.00	\$95.61	\$848.07	73.94
01 1100 221 000 1180 001	T & I SOC. SEC.-S	\$7,243.00	\$480.30	\$4,322.62	59.68
01 1100 221 000 2190 000	Social Security - Activity	\$0.00	\$17.55	\$157.95	0.00
01 1100 221 000 2190 001	Social Security - Activity	\$0.00	\$1,066.23	\$9,993.33	0.00
01 1100 221 000 2190 002	Social Security - Activity	\$0.00	\$60.33	\$727.18	0.00
01 1100 222 000 0000 001	Social Security - Instructional Aides	\$0.00	\$16.05	\$62.97	0.00
01 1100 222 000 0000 002	Social Security - Instructional Aides	\$0.00	\$216.09	\$1,944.81	0.00
01 1100 222 000 1105 002	Reg Emp - Instr Aides - Art	\$0.00	\$0.00	\$0.00	0.00
01 1100 222 000 1171 001	Social Security - Instr Aides - Soc Stud	\$0.00	\$0.00	\$0.00	0.00
01 1100 222 000 1175 002	Reg Emp - Instr Aides - Tech	\$0.00	\$0.00	\$0.00	0.00
01 1100 222 000 2190 001	Social Security - Activity	\$0.00	\$27.23	\$682.98	0.00
01 1100 223 000 0000 001	Social Security - Subs	\$0.00	\$33.00	\$246.00	0.00
01 1100 223 000 0000 002	Social Security - Sub	\$0.00	\$185.48	\$1,207.30	0.00
01 1100 223 000 1103 001	Social Security - Subs - Ag	\$0.00	\$0.00	\$135.76	0.00
01 1100 223 000 1105 001	Social Security - Subs - Art	\$0.00	\$15.30	\$55.46	0.00

EXPENDITURE REPORT

May, 2019

Account Number	Account Description	Revised Budget	Expended During Month	Expenditures to Date	% of Budget
01 1100 223 000 1105 002	Social Security - Subs - Art	\$0.00	\$0.00	\$26.41	0.00
01 1100 223 000 1108 001	Temp Emp - Teach/Prof - Sub - Band	\$0.00	\$2.86	\$23.89	0.00
01 1100 223 000 1112 001	Social Security - Subs - Business	\$0.00	\$9.05	\$71.90	0.00
01 1100 223 000 1114 001	Social Security - Subs - English	\$0.00	\$31.05	\$330.85	0.00
01 1100 223 000 1118 001	Social Security - Subs - FCS	\$0.00	\$0.00	\$84.13	0.00
01 1100 223 000 1135 002	Social Security - Sub	\$0.00	\$0.00	\$5.74	0.00
01 1100 223 000 1138 001	Social Security - Subs - Math	\$0.00	\$35.39	\$183.92	0.00
01 1100 223 000 1141 001	Social Security - Subs - Music	\$0.00	\$0.00	\$11.44	0.00
01 1100 223 000 1141 002	Social Security - Subs - Music	\$0.00	\$15.30	\$103.28	0.00
01 1100 223 000 1145 001	Social Security - Subs - PE	\$0.00	\$22.96	\$124.75	0.00
01 1100 223 000 1145 002	Social Security - Subs - PE	\$0.00	\$7.65	\$34.42	0.00
01 1100 223 000 1148 001	Social Security - Science - Sub	\$0.00	\$30.13	\$467.62	0.00
01 1100 223 000 1171 001	Social Security - Soc Studies - Sub	\$0.00	\$20.10	\$782.16	0.00
01 1100 223 000 1173 001	Social Security - Subs - Spanish	\$0.00	\$18.65	\$72.23	0.00
01 1100 223 000 1175 001	Social Security - Subs - Tech Education	\$0.00	\$27.27	\$68.90	0.00
01 1100 223 000 1175 002	Social Security - Subs - Tech Education	\$0.00	\$0.00	\$17.61	0.00
01 1100 223 000 1180 001	Social Security - Subs - T & I	\$0.00	\$9.57	\$34.45	0.00
01 1100 224 000 2190 001	Social Security - Act -Tech Staff	\$0.00	\$60.31	\$548.92	0.00
01 1100 230 000 1141 001	Retirement - Non-Instructional	\$0.00	\$45.72	\$242.96	0.00
01 1100 230 000 2190 001	Retirement Non Instr Activity	\$0.00	\$0.00	\$267.15	0.00
01 1100 231 000 0000 001	REG. RETIREMENT-S	\$1,012.00	\$1,056.45	\$9,117.07	900.90
01 1100 231 000 0000 002	REG. RETIREMENT-E	\$52,737.00	\$4,989.39	\$45,606.75	86.48
01 1100 231 000 1103 001	AG ED RETIREMENT - S	\$2,928.00	\$220.26	\$1,985.09	67.80
01 1100 231 000 1105 001	ART RETIREMENT-S	\$3,553.00	\$296.15	\$2,668.11	75.09
01 1100 231 000 1105 002	ART RETIREMENT-E	\$1,654.00	\$137.85	\$1,222.77	73.93
01 1100 231 000 1108 001	BAND RETIREMENT-S	\$4,372.00	\$164.41	\$1,481.34	33.88
01 1100 231 000 1108 002	BAND RETIREMENT-E	\$1,457.00	\$109.61	\$987.59	67.78
01 1100 231 000 1112 001	BUSINESS RETIREMENT-S	\$9,839.00	\$463.05	\$4,153.65	42.22
01 1100 231 000 1114 001	ENGLISH RETIREMENT-S	\$21,867.00	\$1,672.89	\$15,215.29	69.58
01 1100 231 000 1118 001	FCS RETIREMENT-S	\$4,464.00	\$372.03	\$3,351.03	75.07
01 1100 231 000 1135 001	GIFTED RETIREMENT-S	\$0.00	\$0.00	\$0.00	0.00
01 1100 231 000 1135 002	GIFTED RETIREMENT-E	\$7,320.00	\$428.94	\$3,432.96	46.90
01 1100 231 000 1138 001	MATH RETIREMENT-S	\$8,565.00	\$725.08	\$6,645.55	77.59
01 1100 231 000 1141 001	MUSIC RETIREMENT-S	\$1,903.00	\$93.27	\$844.03	44.35
01 1100 231 000 1141 002	MUSIC RETIREMENT-E	\$5,261.00	\$430.51	\$3,896.99	74.07
01 1100 231 000 1145 001	PE RETIREMENT-S	\$10,461.00	\$692.27	\$6,543.89	62.56

Account Number	Account Description	Revised Budget	Expended During Month	Expenditures to Date	% of Budget
01 1100 231 000 1145 002	PE RETIREMENT-E	\$3,439.00	\$277.18	\$2,494.61	72.54
01 1100 231 000 1148 001	SCIENCE RETIREMENT-S	\$19,000.00	\$1,285.23	\$11,761.97	61.91
01 1100 231 000 1171 001	SOCIAL STUDIES RETIREMENT-S	\$13,253.00	\$866.71	\$8,242.64	62.19
01 1100 231 000 1173 001	SPANISH RETIREMENT-S	\$5,261.00	\$383.62	\$3,459.00	65.75
01 1100 231 000 1175 001	TECHNOLOGY RET. - S	\$677.00	\$308.39	\$2,768.23	408.90
01 1100 231 000 1175 002	TECHNOLOGY RET. - E	\$378.00	\$91.90	\$815.18	215.66
01 1100 231 000 1180 001	T & I RETIREMENT-S	\$6,962.00	\$491.91	\$4,427.19	63.59
01 1100 231 000 2190 000	Retirement - Teach/Prof - Act	\$0.00	\$16.86	\$151.74	0.00
01 1100 231 000 2190 001	Retirement - Teach/Prof - Act	\$0.00	\$1,024.80	\$9,604.81	0.00
01 1100 231 000 2190 002	Retirement - Teach/Prof - Act	\$0.00	\$57.97	\$698.79	0.00
01 1100 232 000 0000 001	Retirement - Instructional Aides	\$0.00	\$35.35	\$166.80	0.00
01 1100 232 000 0000 002	Retirement - Instructional Aides	\$0.00	\$210.78	\$1,897.02	0.00
01 1100 232 000 1105 002	Ret - Instr Aides Art	\$0.00	\$0.00	\$0.00	0.00
01 1100 232 000 1171 001	Retirement - Instructional Aides	\$0.00	\$0.00	\$0.00	0.00
01 1100 232 000 1175 002	Ret - Instr Aides Tech Ed	\$0.00	\$0.00	\$0.00	0.00
01 1100 232 000 2190 001	Retirement - Instr Aides - Act	\$0.00	\$26.16	\$656.46	0.00
01 1100 233 000 0000 001	Ret - Sub	\$0.00	\$0.00	\$1.84	0.00
01 1100 233 000 0000 002	Ret - Sub	\$0.00	\$0.00	\$59.34	0.00
01 1100 233 000 1105 002	Ret - Sub	\$0.00	\$0.00	\$1.12	0.00
01 1100 233 000 1171 001	Ret - Sub	\$0.00	\$0.00	\$571.64	0.00
01 1100 233 000 1175 002	Ret - Sub	\$0.00	\$0.00	\$0.75	0.00
01 1100 234 000 2190 001	Retirement - Tech Staff - Act	\$0.00	\$57.96	\$527.54	0.00
01 1100 237 000 0000 001	REG. RETIREMENT-S	\$347.00	\$374.94	\$3,188.94	919.00
01 1100 237 000 0000 002	REG. RETIREMENT-E	\$18,110.00	\$1,785.76	\$16,333.39	90.19
01 1100 237 000 1103 001	AG ED RETIREMENT - S	\$1,005.00	\$75.64	\$681.70	67.83
01 1100 237 000 1105 001	ART RETIREMENT 1%-S	\$1,220.00	\$101.69	\$916.23	75.10
01 1100 237 000 1105 002	ART RETIREMENT 1%-E	\$568.00	\$47.34	\$420.30	74.00
01 1100 237 000 1108 001	BAND RETIREMENT 1%-S	\$1,501.00	\$56.46	\$508.71	33.89
01 1100 237 000 1108 002	BAND RETIREMENT 1%-E	\$500.00	\$37.64	\$339.14	67.83
01 1100 237 000 1112 001	BUSINESS RETIREMENT-S	\$3,378.00	\$159.02	\$1,426.42	42.23
01 1100 237 000 1114 001	ENGLISH RETIREMENT 1%-S	\$7,509.00	\$574.48	\$5,225.02	69.58
01 1100 237 000 1118 001	FCS RETIREMENT 1%-S	\$1,533.00	\$127.75	\$1,150.76	75.07
01 1100 237 000 1135 001	GIFTED RETIREMENT-S	\$0.00	\$0.00	\$0.00	0.00
01 1100 237 000 1135 002	GIFTED RETIREMENT-E	\$2,501.00	\$147.30	\$1,166.17	46.63
01 1100 237 000 1138 001	MATH RETIREMENT 1%-S	\$2,941.00	\$249.02	\$2,282.19	77.60
01 1100 237 000 1141 001	MUSIC RETIREMENT 1%-S	\$653.00	\$47.74	\$373.33	57.17

EXPENDITURE REPORT

May, 2019

Account Number	Account Description	Revised Budget	Expended During Month	Expenditures to Date	% of Budget
01 1100 237 000 1141 002	MUSIC RETIREMENT 1%-E	\$1,806.00	\$147.84	\$1,338.27	74.10
01 1100 237 000 1145 001	PE RETIREMENT 1%-S	\$3,731.00	\$237.74	\$2,247.25	60.23
01 1100 237 000 1145 002	PE RETIREMENT 1%-E	\$1,181.00	\$95.18	\$856.62	72.53
01 1100 237 000 1148 001	SCIENCE RETIREMENT 1%-S	\$6,524.00	\$441.36	\$4,039.24	61.91
01 1100 237 000 1171 001	SOCIAL STUDIES RETIRE 1%-S	\$4,551.00	\$297.61	\$3,026.83	66.51
01 1100 237 000 1173 001	SPANISH RETIREMENT 1%-S	\$1,806.00	\$131.74	\$1,187.87	65.77
01 1100 237 000 1175 001	TECHNOLOGY RET. - S	\$1,972.00	\$105.90	\$950.62	48.21
01 1100 237 000 1175 002	TECHNOLOGY RET. - E	\$1,102.00	\$31.56	\$280.20	25.43
01 1100 237 000 1180 001	T & I RETIREMENT-S	\$2,390.00	\$168.93	\$1,520.34	63.61
01 1100 237 000 2190 000	Retirement - Teach/Prof - Act	\$0.00	\$5.80	\$52.19	0.00
01 1100 237 000 2190 001	Increased Retirement - Act	\$0.00	\$380.81	\$3,796.24	0.00
01 1100 237 000 2190 002	Increased Retirement - Act	\$0.00	\$19.89	\$239.82	0.00
01 1100 280 000 1141 001	Health Benefits (HSA) Non-Instructional	\$0.00	\$0.00	\$0.00	0.00
01 1100 281 000 0000 001	REG INSTR - HSA Deduction	\$500.00	\$174.65	\$1,397.20	279.44
01 1100 281 000 0000 002	REG INSTR - HSA Deduction	\$4,000.00	\$469.96	\$3,538.84	88.47
01 1100 281 000 1103 001	Ag - HSA Deduction	\$0.00	\$148.63	\$1,337.67	0.00
01 1100 281 000 1108 001	BAND - HSA Deduction	\$1,500.00	\$74.84	\$673.56	44.90
01 1100 281 000 1108 002	BAND - HSA Deduction	\$500.00	\$49.90	\$449.10	89.82
01 1100 281 000 1112 001	BUSINESS HSA Deduction-S	\$2,000.00	\$174.64	\$1,571.76	78.59
01 1100 281 000 1114 001	ENGLISH - HSA Deduction	\$3,500.00	\$305.62	\$2,750.58	78.59
01 1100 281 000 1135 001	GIFTED - HSA Deduction	\$0.00	\$0.00	\$0.00	0.00
01 1100 281 000 1138 001	MATH - HSA Deduction	\$1,500.00	\$124.74	\$1,122.66	74.84
01 1100 281 000 1145 001	PE - HSA Deduction	\$500.00	\$41.32	\$446.73	89.35
01 1100 281 000 1145 002	PE - HSA Deduction	\$1,000.00	\$70.78	\$637.02	63.70
01 1100 281 000 1148 001	SCIENCE - HSA Deduction	\$4,000.00	\$474.03	\$4,366.03	109.15
01 1100 281 000 1171 001	SOC STUDIES - HSA Deduction	\$1,000.00	\$70.78	\$637.02	63.70
01 1100 281 000 1175 001	TECH - HSA Deduction	\$1,500.00	\$0.00	\$0.00	0.00
01 1100 281 000 1180 001	T & I - HSA Deduction	\$1,500.00	\$114.59	\$1,031.31	68.75
01 1100 282 000 0000 001	Health Benefits (HSA) - Inst Aides	\$0.00	\$0.00	\$0.00	0.00
01 1100 282 000 0000 002	Health Benefits (HSA) - Inst Aides	\$0.00	\$0.00	\$0.00	0.00
01 1100 290 000 1141 001	OTHER BENEFITS	\$0.00	\$0.00	\$30.00	0.00
01 1100 291 000 0000 001	Other Benefitis - Teach/Prof	\$0.00	\$0.00	\$22.50	0.00
01 1100 291 000 1108 001	Other Benefitis - Teach/Prof - Band	\$0.00	\$0.00	\$22.50	0.00
01 1100 291 000 1108 002	Other Benefitis - Teach/Prof - Band	\$0.00	\$0.00	\$15.00	0.00
01 1100 320 000 2190 001	Professional Ed Services Activity	\$0.00	\$0.00	\$1,183.58	0.00
01 1100 320 000 2190 002	Professional Ed Services Activity	\$0.00	\$0.00	\$2,946.30	0.00

Account Number	Account Description	Revised Budget	Expended During Month	Expenditures to Date	% of Budget
01 1100 330 000 1135 002	Empk Trng Gifted	\$0.00	\$0.00	\$250.00	0.00
01 1100 330 000 1141 001	Empl Trng/Develop Services Music	\$0.00	\$0.00	\$80.00	0.00
01 1100 334 000 2190 001	Mileage Paid - Other	\$0.00	\$219.82	\$219.82	0.00
01 1100 350 000 0000 001	Technical Services	\$0.00	\$0.00	\$0.00	0.00
01 1100 350 000 0000 002	Technical Services	\$0.00	\$0.00	\$1,500.00	0.00
01 1100 350 000 1138 001	Technical Services - Math	\$0.00	\$0.00	\$0.00	0.00
01 1100 350 000 1175 001	Technical Services - Tech Education	\$0.00	\$0.00	\$0.00	0.00
01 1100 350 000 1175 002	Technical Services - Tech Education	\$0.00	\$0.00	\$0.00	0.00
01 1100 352 000 0000 002	Other Prof Services	\$0.00	\$0.00	\$0.00	0.00
01 1100 352 000 1102 001	Other Prof Services - Greenhouse	\$0.00	\$0.00	\$0.00	0.00
01 1100 352 000 1103 001	Other Prof Services - Ag Education	\$0.00	\$0.00	\$0.00	0.00
01 1100 352 000 1108 001	Other Prof Services - Band	\$50.00	\$0.00	\$0.00	0.00
01 1100 352 000 1108 002	Other Prof Services - Band	\$50.00	\$0.00	\$0.00	0.00
01 1100 352 000 1118 001	Other Prof Services - FCS	\$0.00	\$0.00	\$0.00	0.00
01 1100 352 000 1141 002	Other Prof Services - Music	\$0.00	\$0.00	\$0.00	0.00
01 1100 352 000 1148 001	Other Prof Services - Science	\$200.00	\$0.00	\$0.00	0.00
01 1100 352 000 1175 001	Other Prof Services - Tech Education	\$0.00	\$0.00	\$0.00	0.00
01 1100 352 000 1175 002	Other Prof Services - Tech Education	\$150.00	\$0.00	\$0.00	0.00
01 1100 352 000 1180 001	Other Prof Services - Trades & Industry	\$0.00	\$0.00	\$0.00	0.00
01 1100 440 000 0000 000	Rentals	\$0.00	\$1,058.23	\$11,111.34	0.00
01 1100 580 000 0000 001	Travel Trans, Meals, Hotel	\$100.00	\$172.16	\$172.16	172.16
01 1100 580 000 0000 002	Travel Trans, Meals, Hotel	\$100.00	\$51.69	\$51.69	51.69
01 1100 580 000 1103 001	Travel Trans, Meals, Hotel Ag Education	\$1,000.00	\$0.00	\$0.00	0.00
01 1100 580 000 1105 001	Travel Trans, Meals, Hotel Art	\$0.00	\$0.00	\$0.00	0.00
01 1100 580 000 1105 002	Travel Trans, Meals, Hotel Art	\$0.00	\$0.00	\$0.00	0.00
01 1100 580 000 1108 001	Travel Trans, Meals, Hotel Band	\$2,000.00	\$0.00	\$0.00	0.00
01 1100 580 000 1108 002	Travel Trans, Meals, Hotel Band	\$250.00	\$0.00	\$0.00	0.00
01 1100 580 000 1112 001	Travel Trans, Meals, Hotel Business	\$0.00	\$0.00	\$0.00	0.00
01 1100 580 000 1114 001	Travel Trans, Meals, Hotel English	\$750.00	\$0.00	\$0.00	0.00
01 1100 580 000 1118 001	Travel Trans, Meals, Hotel FCS	\$100.00	\$0.00	\$0.00	0.00
01 1100 580 000 1135 001	Travel Trans, Meals, Hotel HAL/Gifted	\$250.00	\$124.00	\$124.00	49.60
01 1100 580 000 1135 002	Travel Trans, Meals, Hotel HAL/Gifted	\$1,000.00	\$0.00	\$299.59	29.96
01 1100 580 000 1138 001	Travel Trans, Meals, Hotel Math	\$75.00	\$0.00	\$0.00	0.00
01 1100 580 000 1141 001	Travel Trans, Meals, Hotel Music	\$1,000.00	\$0.00	\$0.00	0.00
01 1100 580 000 1141 002	Travel Trans, Meals, Hotel Music	\$400.00	\$0.00	\$0.00	0.00
01 1100 580 000 1145 001	Travel Trans, Meals, Hotel PE	\$500.00	\$0.00	\$0.00	0.00

EXPENDITURE REPORT

May, 2019

Account Number	Account Description	Revised Budget	Expended During Month	Expenditures to Date	% of Budget
01 1100 580 000 1145 002	Travel Trans, Meals, Hotel PE	\$200.00	\$0.00	\$0.00	0.00
01 1100 580 000 1148 001	Travel Trans, Meals, Hotel Science	\$500.00	\$0.00	\$0.00	0.00
01 1100 580 000 1171 001	Travel Trans, Meals, Hotel Soc Studies	\$100.00	\$0.00	\$0.00	0.00
01 1100 580 000 1175 001	Travel Trans, Meals, Hotel Technology Ed	\$500.00	\$0.00	\$0.00	0.00
01 1100 580 000 1175 002	Travel Trans, Meals, Hotel Technology Ed	\$500.00	\$0.00	\$0.00	0.00
01 1100 580 000 1180 001	Travel Trans, Meals, Hotel Trades & Ind	\$50.00	\$0.00	\$0.00	0.00
01 1100 580 000 1185 001	Travel Trans Meals Hotel Circle Friends	\$0.00	\$0.00	\$0.00	0.00
01 1100 580 000 1185 002	Travel Trans Meals Hotel Circle Friends	\$50.00	\$0.00	\$0.00	0.00
01 1100 580 000 2190 001	Travel: Expenditures-Trans, Meals, Hotel	\$0.00	\$475.28	\$180.28	0.00
01 1100 610 000 0000 000	General Supplies	\$0.00	\$132.00	\$230.00	0.00
01 1100 610 000 0000 001	General Supplies	\$26,000.00	\$1,082.97	\$8,519.25	83.50
01 1100 610 000 0000 002	General Supplies	\$67,700.00	\$1,911.71	\$19,361.46	28.62
01 1100 610 000 1102 001	Supplies - Greenhouse	\$0.00	\$0.00	\$0.00	0.00
01 1100 610 000 1103 001	Supplies Ag Education	\$4,500.00	\$0.00	\$2,364.71	52.55
01 1100 610 000 1105 001	Supplies Art	\$3,600.00	\$54.00	\$983.47	27.32
01 1100 610 000 1105 002	Supplies Art	\$2,500.00	\$0.00	\$0.00	0.00
01 1100 610 000 1108 001	Supplies Band	\$2,700.00	\$263.43	\$843.28	31.23
01 1100 610 000 1108 002	Supplies Band	\$300.00	\$0.00	\$0.00	0.00
01 1100 610 000 1112 001	Supplies Business	\$700.00	\$0.00	\$0.00	0.00
01 1100 610 000 1114 001	Supplies English	\$3,000.00	\$0.00	\$0.00	0.00
01 1100 610 000 1118 001	Supplies FCS	\$4,500.00	\$318.67	\$3,110.28	69.12
01 1100 610 000 1135 001	Supplies HAL/Gifted	\$2,500.00	\$0.00	\$1,059.05	42.36
01 1100 610 000 1135 002	Supplies HAL/Gifted	\$1,250.00	\$0.00	\$150.59	12.05
01 1100 610 000 1138 001	Supplies Math	\$1,000.00	(\$18.00)	\$420.12	42.01
01 1100 610 000 1138 002	Supplies Math	\$4,500.00	\$0.00	\$0.00	0.00
01 1100 610 000 1141 001	Supplies Music	\$2,100.00	\$0.00	\$1,009.81	48.47
01 1100 610 000 1141 002	Supplies Music	\$1,600.00	\$0.00	\$610.46	38.15
01 1100 610 000 1145 001	Supplies PE	\$3,000.00	(\$25.00)	(\$25.00)	47.75
01 1100 610 000 1145 002	Supplies PE	\$1,000.00	\$56.81	\$56.81	5.68
01 1100 610 000 1148 001	Supplies Science	\$14,500.00	\$151.38	\$4,085.74	83.36
01 1100 610 000 1148 002	Supplies Science	\$4,000.00	\$0.00	\$381.29	9.53
01 1100 610 000 1171 001	Supplies Social Studies	\$750.00	\$0.00	\$0.00	0.00
01 1100 610 000 1173 001	Supplies Spanish	\$3,000.00	\$0.00	\$0.00	0.00
01 1100 610 000 1175 001	Supplies Technology Education	\$2,500.00	\$0.00	\$54.97	2.20
01 1100 610 000 1175 002	Supplies Technology Education	\$750.00	\$0.00	\$0.00	0.00
01 1100 610 000 1180 001	Supplies Trades & Industry	\$4,250.00	\$425.91	\$3,877.58	91.24

Account Number	Account Description	Revised Budget	Expended During Month	Expenditures to Date	% of Budget
01 1100 610 000 1185 001	Supplies Circle of Friends	\$50.00	\$0.00	\$0.00	0.00
01 1100 610 000 1185 002	Supplies Circle of Friends	\$200.00	\$0.00	\$172.15	86.08
01 1100 610 000 2190 001	Supplies Activity	\$0.00	\$0.00	\$681.38	0.00
01 1100 640 000 0000 002	Books & Periodicals	\$17,000.00	\$50.00	\$765.93	4.51
01 1100 640 000 1103 001	Books & Periodicals Ag Education	\$2,500.00	\$0.00	\$0.00	0.00
01 1100 640 000 1112 001	Books & Periodicals Business	\$1,500.00	\$0.00	\$40.05	2.67
01 1100 640 000 1114 001	Books & Periodicals English	\$2,000.00	(\$85.00)	\$285.25	14.26
01 1100 640 000 1118 001	Books & Periodicals FCS	\$250.00	\$0.00	\$0.00	0.00
01 1100 640 000 1135 002	Books & Periodicals Gifted	\$0.00	\$0.00	\$0.00	0.00
01 1100 640 000 1138 001	Books & Periodicals Math	\$2,000.00	(\$103.00)	(\$103.00)	(5.15)
01 1100 640 000 1138 002	Books & Periodicals Math	\$0.00	\$0.00	\$0.00	0.00
01 1100 640 000 1141 002	Books & Periodicals Music	\$0.00	\$0.00	\$0.00	0.00
01 1100 640 000 1145 001	Books & Periodicals PE	\$0.00	\$0.00	\$155.15	0.00
01 1100 640 000 1148 001	Books & Periodicals Science	\$0.00	(\$93.00)	\$389.83	0.00
01 1100 640 000 1148 002	Books & Periodicals Science	\$0.00	\$0.00	\$1,881.04	0.00
01 1100 640 000 1171 001	Books & Periodicals Social Studies	\$500.00	\$0.00	\$0.00	0.00
01 1100 640 000 1171 002	Books & Periodicals Social Studies	\$0.00	\$0.00	\$0.00	0.00
01 1100 640 000 1173 001	Books & Periodicals Spanish	\$0.00	\$0.00	\$0.00	0.00
01 1100 640 000 1175 001	Books & Periodicals Technology Education	\$2,500.00	\$0.00	\$0.00	0.00
01 1100 640 000 1180 001	Books & Periodicals Trades & Industry	\$500.00	\$0.00	\$0.00	0.00
01 1100 640 000 3155 001	Books & Periodicals Textbook Loan	\$2,500.00	\$0.00	\$0.00	0.00
01 1100 640 000 3155 002	Books & Periodicals Textbook Loan	\$2,500.00	\$0.00	\$0.00	0.00
01 1100 643 000 0000 000	Web/Cloud Based Software	\$0.00	\$0.00	\$16,318.90	0.00
01 1100 643 000 0000 001	Web/Cloud Based Software	\$5,000.00	\$0.00	\$3,144.35	62.89
01 1100 643 000 0000 002	Web/Cloud Based Software	\$5,000.00	\$6,156.00	\$9,193.57	183.87
01 1100 643 000 1103 001	Web/Cloud Based Software Ag Ed	\$1,000.00	\$0.00	\$0.00	0.00
01 1100 643 000 1112 001	Web/Cloud Based Software Business	\$1,250.00	\$0.00	\$0.00	0.00
01 1100 643 000 1114 001	Web/Cloud Based Software English	\$2,500.00	\$0.00	\$369.00	14.76
01 1100 643 000 1135 001	Web/Cloud Based Software Gifted	\$0.00	\$0.00	\$0.00	0.00
01 1100 643 000 1135 002	Web/Cloud Based Software Gifted	\$0.00	\$0.00	\$0.00	0.00
01 1100 643 000 1138 001	Web/Cloud Based Software Math	\$2,000.00	\$0.00	\$0.00	0.00
01 1100 643 000 1145 001	Web/Cloud Based Software PE	\$0.00	\$0.00	\$0.00	0.00
01 1100 643 000 1148 001	Web/Cloud Based Software Science	\$5,500.00	\$0.00	\$0.00	0.00
01 1100 643 000 1148 002	Web/Cloud Based Software Science	\$5,000.00	\$0.00	\$0.00	0.00
01 1100 643 000 1171 001	Web/Cloud Based Software Social Studies	\$0.00	\$0.00	\$0.00	0.00
01 1100 643 000 1173 001	Web/Cloud Based Software Spanixh	\$0.00	\$0.00	\$944.00	0.00

Account Number	Account Description	Revised Budget	Expended During Month	Expenditures to Date	% of Budget
01 1100 643 000 1175 001	Web/Cloud Based Software Technology Ed	\$5,000.00	\$0.00	\$0.00	0.00
01 1100 643 000 1175 002	Web/Cloud Based Software Technology Ed	\$0.00	\$0.00	\$0.00	0.00
01 1100 643 000 1180 001	Web/Cloud Based Software Trades & Indus	\$0.00	\$0.00	\$0.00	0.00
01 1100 650 000 0000 001	Supplies Technology Related	\$67,500.00	\$16,726.00	\$16,726.00	24.78
01 1100 650 000 0000 002	Supplies Technology Related	\$30,000.00	\$0.00	\$0.00	0.00
01 1100 650 000 1112 001	Supplies Technology Related Business	\$2,000.00	\$0.00	\$0.00	0.00
01 1100 650 000 1135 001	Supplies Technology Related Gifted	\$250.00	\$0.00	\$0.00	0.00
01 1100 650 000 1138 001	Supplies Technology Related Math	\$350.00	\$0.00	\$0.00	0.00
01 1100 650 000 1175 001	Supplies Technology Related Tech Ed	\$16,000.00	\$0.00	\$0.00	0.00
01 1100 650 000 1175 002	Supplies Technology Related Tech Ed	\$12,500.00	\$0.00	\$0.00	0.00
01 1100 650 000 1180 001	Supplies Technology Related Trades & Ind	\$500.00	\$0.00	\$0.00	0.00
01 1100 734 000 0000 000	Technology-Related Hardware (>\$5,000)	\$0.00	\$0.00	\$0.00	0.00
01 1100 734 000 0000 001	Technology-Related Hardware (>\$5,000)	\$0.00	\$17,397.00	\$17,397.00	0.00
01 1100 734 000 0000 002	Technology-Related Hardware (>\$5,000)	\$0.00	\$0.00	\$0.00	0.00
01 1100 810 000 0000 000	Dues and Fees	\$0.00	\$0.00	\$119.00	0.00
01 1100 810 000 1103 001	Dues & Fees Ag Education	\$200.00	\$0.00	\$0.00	0.00
01 1100 810 000 1108 001	Dues and Fees Band	\$0.00	\$0.00	\$1,186.00	0.00
01 1100 810 000 1135 002	Dues and Fees HAL/Gifted	\$0.00	\$0.00	\$78.00	0.00
01 1100 810 000 1141 001	Dues & Fees Music	\$200.00	\$0.00	\$220.00	110.00
01 1100 810 000 1141 002	Dues & Fees Music	\$100.00	\$0.00	\$0.00	0.00
01 1100 810 000 1145 002	Dues & Fees PE	\$0.00	\$0.00	\$0.00	0.00
01 1100 810 000 1175 001	Dues & Fees Technology Education	\$0.00	\$0.00	\$120.00	0.00
01 1100 810 000 1185 002	Dues and Fees Circle of Friends	\$0.00	\$89.10	\$89.10	0.00
01 1100 810 000 2190 001	Dues and Fees Activity	\$0.00	\$0.00	\$0.00	0.00
01 1100 810 000 2190 002	Dues and Fees Activity	\$0.00	\$0.00	\$1,722.50	0.00
1100	Regular Instruction	\$4,199,168.00	\$389,168.44	\$3,263,274.68	78.31
01 1150 110 000 0000 001	Reg Emp - Non-Instr - LEP	\$0.00	\$0.00	\$0.00	0.00
01 1150 110 000 0000 002	Reg Emp - Non-Instr - LEP	\$0.00	\$0.00	\$342.93	0.00
01 1150 111 000 0000 001	Reg Emp - Teach/Prof - LEP	\$56,067.00	\$4,318.80	\$38,990.50	69.54
01 1150 111 000 0000 002	Reg Emp - Teach/Prof - LEP	\$124,528.00	\$9,910.07	\$89,060.09	71.52
01 1150 112 000 0000 001	Reg Emp - Instr Aides - LEP	\$17,136.00	\$1,644.49	\$15,580.58	90.92
01 1150 112 000 0000 002	Reg Emp - Instr Aides - LEP	\$38,291.00	\$3,823.01	\$32,286.78	84.32
01 1150 112 000 1190 002	Reg Emp - Instr Aides - LEP - PS	\$0.00	\$0.00	\$0.00	0.00
01 1150 122 000 0000 001	Temp Emp - Instr Aide - LEP	\$1,200.00	\$0.00	\$269.49	22.46
01 1150 122 000 0000 002	Temp Emp - Instr Aide - LEP	\$2,000.00	\$0.00	\$436.29	21.81
01 1150 122 000 1190 002	Temp Emp - Instr Aide - LEP - EC	\$0.00	\$0.00	\$0.00	0.00

EXPENDITURE REPORT

May, 2019

Account Number	Account Description	Revised Budget	Expended During Month	Expenditures to Date	% of Budget
01 1150 123 000 0000 001	Temp Emp - Teach/Prof - Sub - LEP	\$1,000.00	\$100.00	\$1,075.00	107.50
01 1150 123 000 0000 002	Temp Emp - Teach/Prof - Sub - LEP	\$1,000.00	\$570.00	\$2,519.58	251.96
01 1150 132 000 0000 001	ESL SUB SALARY-S	\$0.00	\$0.00	\$0.19	0.00
01 1150 132 000 0000 002	ESL SUB SALARY-S	\$0.00	\$0.00	\$246.10	0.00
01 1150 150 000 0000 001	TRANSLATOR SALARIES-2	\$6,500.00	\$0.00	\$597.87	9.20
01 1150 150 000 0000 002	TRANSLATOR SALARIES-E	\$6,500.00	\$250.32	\$1,852.10	28.49
01 1150 150 000 1190 002	TRANSLATOR SALARIES-PS	\$1,500.00	\$0.00	\$0.00	0.00
01 1150 151 000 0000 001	ESL SUB SALARY-S	\$0.00	\$0.00	\$75.00	0.00
01 1150 210 000 0000 001	Group Insurance - Non-Instructional	\$0.00	\$0.00	\$0.00	0.00
01 1150 210 000 0000 002	Group Insurance - Non-Instructional	\$0.00	\$0.00	\$0.00	0.00
01 1150 211 000 0000 001	ESL HEALTH INSURANCE-S	\$25,193.00	\$1,234.36	\$11,109.24	44.10
01 1150 211 000 0000 002	ESL HEALTH INSURANCE-E	\$52,501.00	\$2,844.72	\$25,602.49	48.77
01 1150 211 000 1190 002	ESL HEALTH INSURANCE-PS	\$0.00	\$0.00	\$0.00	0.00
01 1150 212 000 0000 001	Group Insurance - Instructional Aides	\$0.00	\$616.09	\$5,852.76	0.00
01 1150 212 000 0000 002	Group Insurance - Instructional Aides	\$0.00	\$1,139.77	\$8,926.58	0.00
01 1150 220 000 0000 001	Social Security - Non Instructional	\$0.00	\$0.00	\$45.71	0.00
01 1150 220 000 0000 002	Social Security - Non Instructional	\$0.00	\$19.16	\$167.95	0.00
01 1150 221 000 0000 001	ESL SOCIAL SECURITY-S	\$5,623.00	\$260.73	\$2,327.15	41.39
01 1150 221 000 0000 002	ESL SOCIAL SECURITY-E	\$12,455.00	\$749.38	\$6,734.43	54.07
01 1150 221 000 1190 002	ESL SOCIAL SECURITY	\$200.00	\$0.00	\$0.00	0.00
01 1150 222 000 0000 001	Social Security - Instructional Aides	\$0.00	\$125.81	\$1,212.57	0.00
01 1150 222 000 0000 002	Social Security - Instructional Aides	\$0.00	\$292.48	\$2,524.47	0.00
01 1150 223 000 0000 001	Social Security - LEP - Subs	\$0.00	\$7.65	\$82.22	0.00
01 1150 223 000 0000 002	Social Security - LEP - Subs	\$0.00	\$43.62	\$192.76	0.00
01 1150 230 000 0000 001	Retirement - Non-Instructional	\$0.00	\$0.00	\$43.96	0.00
01 1150 230 000 0000 002	Retirement - Non-Instructional	\$0.00	\$0.00	\$92.91	0.00
01 1150 231 000 0000 001	ESL RETIREMENT-S	\$5,404.00	\$317.55	\$2,872.42	53.15
01 1150 231 000 0000 002	ESL RETIREMENT-E	\$11,971.00	\$728.67	\$6,548.43	54.70
01 1150 231 000 1190 002	ESL RETIREMENT	\$200.00	\$0.00	\$0.00	0.00
01 1150 232 000 0000 001	Retirement - Instructional Aides	\$0.00	\$120.91	\$1,091.16	0.00
01 1150 232 000 0000 002	Retirement - Instructional Aides	\$0.00	\$169.97	\$1,348.42	0.00
01 1150 233 000 0000 002	LEP Ret	\$0.00	\$0.00	\$3.65	0.00
01 1150 237 000 0000 001	ESL RETIREMENT-S	\$1,856.00	\$150.57	\$1,376.21	74.15
01 1150 237 000 0000 002	ESL RETIREMENT-E	\$4,111.00	\$308.60	\$2,744.99	66.77
01 1150 237 000 1190 002	ESL RETIREMENT	\$100.00	\$0.00	\$0.00	0.00
01 1150 281 000 0000 001	ELL - HSA Deduction	\$2,000.00	\$175.64	\$1,580.76	79.04

Account Number	Account Description	Revised Budget	Expended During Month	Expenditures to Date	% of Budget
01 1150 281 000 0000 002	HSA - LEP	\$0.00	\$199.59	\$1,796.31	0.00
01 1150 292 000 0000 002	Other Benefits	\$0.00	\$0.00	\$30.00	0.00
01 1150 292 000 1190 002	Other Benefits	\$0.00	\$0.00	\$0.00	0.00
01 1150 350 000 0000 001	Technical Services - ELL	\$100.00	\$0.00	\$0.00	0.00
01 1150 350 000 0000 002	Technical Services - ELL	\$100.00	\$0.00	\$31.50	31.50
01 1150 540 000 0000 001	Advertising - ELL	\$0.00	\$0.00	\$0.00	0.00
01 1150 540 000 0000 002	Advertising - ELL	\$0.00	\$0.00	\$0.00	0.00
01 1150 580 000 0000 001	Travel Trans, Meals, Hotel ELL	\$500.00	\$0.00	\$0.00	0.00
01 1150 580 000 0000 002	Travel Trans, Meals, Hotel ELL	\$500.00	\$0.00	\$0.00	0.00
01 1150 610 000 0000 001	Supplies ELL	\$600.00	\$0.00	\$152.00	25.33
01 1150 610 000 0000 002	Supplies ELL	\$500.00	\$41.94	\$85.56	17.11
01 1150 640 000 0000 001	Books & Periodicals Limited English	\$500.00	\$0.00	\$21.48	4.30
01 1150 640 000 0000 002	Books & Periodicals Limited English	\$500.00	\$0.00	\$327.41	65.48
01 1150 643 000 0000 001	Web/Cloud Based Software ELL	\$100.00	\$0.00	\$0.00	0.00
01 1150 643 000 0000 002	Web/Cloud Based Software ELL	\$0.00	\$0.00	\$96.00	0.00
01 1150 810 000 0000 001	Dues and Fees ELL	\$0.00	\$0.00	\$100.00	0.00
1150	Limited English Proficiency Programs	\$380,736.00	\$30,163.90	\$268,454.00	70.51
01 1160 110 000 1744 002	Reg Emp - Instr Aides - Poverty - DE	\$0.00	\$4,539.64	\$4,539.64	0.00
01 1160 111 000 0000 001	Reg Emp - Teach/Prof - Poverty	\$90,226.00	\$2,981.34	\$26,832.06	29.74
01 1160 111 000 0000 002	Reg Emp - Teach/Prof - Poverty	\$660,571.00	\$44,919.02	\$407,785.80	61.73
01 1160 111 000 1138 001	Reg Emp - Teach/Prof - Poverty - Math	\$0.00	\$4,559.80	\$40,974.64	0.00
01 1160 112 000 0000 001	Reg Emp - Instr Aides - Poverty	\$0.00	\$0.00	\$1,332.35	0.00
01 1160 112 000 0000 002	Reg Emp - Instr Aides - Poverty	\$91,181.00	\$10,182.80	\$95,042.59	104.24
01 1160 112 000 1744 002	Reg Emp - Instr Aides - Poverty - DE	\$30,000.00	\$0.00	\$0.00	0.00
01 1160 120 000 0000 000	Temp Emp - Non-Instr - Poverty	\$0.00	\$650.00	\$5,850.00	0.00
01 1160 120 000 0000 001	Temp Emp - Non-Instr - Poverty	\$4,500.00	\$0.00	\$0.00	0.00
01 1160 120 000 0000 002	Temp Emp - Non-Instr - Poverty	\$6,000.00	\$0.00	\$0.00	0.00
01 1160 122 000 0000 001	Temp Emp - Instr Aide - Poverty	\$0.00	\$0.00	\$22.50	0.00
01 1160 122 000 0000 002	Temp Emp - Instr Aide - Poverty	\$1,553.00	\$66.90	\$2,498.34	160.87
01 1160 123 000 0000 001	Temp Emp - Teach/Prof - Sub - Poverty	\$0.00	\$0.00	\$75.00	0.00
01 1160 123 000 0000 002	Temp Emp - Teach/Prof - Sub - Poverty	\$0.00	\$2,580.00	\$16,770.28	0.00
01 1160 123 000 1138 001	Temp Emp - Teach/Prof - Sub - Pov Math	\$0.00	\$287.50	\$1,118.75	0.00
01 1160 130 000 1744 002	Reg Emp - Instr Aides - Poverty - DE	\$0.00	\$219.27	\$219.27	0.00
01 1160 132 000 0000 001	Poverty Instructional Aides - OT	\$0.00	\$0.00	\$1,084.84	0.00
01 1160 132 000 0000 002	Poverty Instructional Aides - OT	\$0.00	\$8.13	\$1,905.60	0.00
01 1160 151 000 0000 001	POVERTY SUB SALARY-S	\$0.00	\$0.00	\$600.00	0.00

Account Number	Account Description	Revised Budget	Expended During Month	Expenditures to Date	% of Budget
01 1160 151 000 0000 002	POVERTY SUB SALARY-S	\$0.00	\$0.00	\$475.00	0.00
01 1160 151 000 1138 001	POVERTY SUB SALARY-S	\$0.00	\$0.00	\$25.00	0.00
01 1160 152 000 0000 001	POVERTY SUB SALARY-S	\$0.00	\$0.00	\$125.00	0.00
01 1160 211 000 0000 001	POVERTY HEALTH INS - S	\$27,317.00	\$701.35	\$6,312.15	23.11
01 1160 211 000 0000 002	POVERTY HEALTH INS - E	\$179,319.00	\$10,911.01	\$98,199.00	54.76
01 1160 211 000 1138 001	Group Ins - Teach/Prof Poverty Math	\$0.00	\$1,081.03	\$9,729.28	0.00
01 1160 212 000 0000 002	Group Insurance - Instructional Aides	\$0.00	\$1,650.38	\$18,045.25	0.00
01 1160 220 000 0000 000	Social Security - Non-Instructional	\$0.00	\$49.73	\$447.57	0.00
01 1160 220 000 0000 001	Social Security - Non-Instructional	\$0.00	\$0.00	\$0.00	0.00
01 1160 220 000 0000 002	Social Security - Non-Instructional	\$0.00	\$0.00	\$0.00	0.00
01 1160 220 000 1744 002	Reg Emp - Instr Aides - Poverty - DE	\$0.00	\$364.06	\$364.06	0.00
01 1160 221 000 0000 001	POVERTY SOCIAL SECURITY-S	\$6,667.00	\$224.24	\$2,064.07	30.96
01 1160 221 000 0000 002	POVERTY SOCIAL SECURITY-E	\$56,361.00	\$3,270.07	\$29,738.05	52.76
01 1160 221 000 1138 001	Social Security - Poverty - Math	\$0.00	\$326.29	\$2,933.66	0.00
01 1160 221 000 1744 002	DE POVERTY SOCIAL SECURITY-E	\$3,500.00	\$0.00	\$0.00	0.00
01 1160 222 000 0000 001	Social Security - Instructional Aides	\$0.00	\$0.00	\$196.19	0.00
01 1160 222 000 0000 002	Social Security - Instructional Aides	\$0.00	\$744.34	\$6,982.35	0.00
01 1160 222 000 1744 002	Social Security - Instructional Aides	\$0.00	\$0.00	\$0.00	0.00
01 1160 223 000 0000 001	Social Security - Poverty - Sub	\$0.00	\$0.00	\$5.72	0.00
01 1160 223 000 0000 002	Social Security - Poverty - Sub	\$0.00	\$197.38	\$1,282.95	0.00
01 1160 223 000 1138 001	Social Security - Subs - Poverty - Math	\$0.00	\$22.00	\$85.52	0.00
01 1160 230 000 1744 002	Reg Emp - Instr Aides - Poverty - DE	\$0.00	\$234.79	\$234.79	0.00
01 1160 231 000 0000 001	POVERTY RETIREMENT-S	\$6,408.00	\$219.21	\$2,017.01	31.48
01 1160 231 000 0000 002	POVERTY RETIREMENT-E	\$54,685.00	\$3,302.80	\$30,020.86	54.90
01 1160 231 000 1138 001	Retirement - Teach/Prof Poverly Math	\$0.00	\$335.27	\$3,014.60	0.00
01 1160 231 000 1744 002	DE POVERTY RETIREMENT-E	\$900.00	\$0.00	\$0.00	0.00
01 1160 232 000 0000 001	Retirement - Instructional Aides	\$0.00	\$0.00	\$187.83	0.00
01 1160 232 000 0000 002	Retirement - Instructional Aides	\$0.00	\$736.26	\$6,956.32	0.00
01 1160 233 000 0000 002	Ret - Sub	\$0.00	\$0.00	\$9.85	0.00
01 1160 233 000 1105 002	Ret - Sub	\$0.00	\$0.00	\$0.00	0.00
01 1160 237 000 0000 001	POVERTY RETIREMENT-S	\$2,000.00	\$75.28	\$757.17	37.86
01 1160 237 000 0000 002	POVERTY RETIREMENT-E	\$18,779.00	\$1,387.05	\$12,701.82	67.64
01 1160 237 000 1138 001	Inc Retirement Poverty Math	\$0.00	\$115.14	\$1,035.24	0.00
01 1160 237 000 1744 002	DE POVERTY RETIREMENT 1%-E	\$500.00	\$80.63	\$80.63	16.13
01 1160 281 000 0000 001	POVERTY - HSA Deduction	\$2,000.00	\$99.80	\$898.20	44.91
01 1160 281 000 0000 002	POVERTY - HSA Deduction	\$500.00	\$0.00	\$0.00	0.00

Account Number	Account Description	Revised Budget	Expended During Month	Expenditures to Date	% of Budget
01 1160 281 000 1138 001	HSA Poverty Math	\$0.00	\$49.90	\$449.10	0.00
01 1160 282 000 0000 002	Health Benefits (HSA) - Inst Aides	\$0.00	\$37.25	\$314.39	0.00
01 1160 291 000 0000 002	Other Benefits - Teachers/Prof Staff	\$0.00	\$0.00	\$30.00	0.00
01 1160 292 000 0000 002	Other Benefits - Instr Staff	\$0.00	\$0.00	\$132.00	0.00
01 1160 350 000 0000 001	Technical Services - Poverty	\$3,000.00	\$0.00	\$0.00	0.00
01 1160 350 000 0000 002	Technical Services - Poverty	\$3,000.00	\$0.00	\$0.00	0.00
01 1160 382 000 0000 001	Dist Ed & Telecommunications Poverty	\$0.00	\$0.00	\$0.00	0.00
01 1160 382 000 0000 002	Dist Ed & Telecommunications Poverty	\$500.00	\$0.00	\$0.00	0.00
01 1160 580 000 0000 001	Travel Trans, Meals, Hotel Poverty	\$250.00	\$0.00	\$0.00	0.00
01 1160 580 000 0000 002	Travel Trans, Meals, Hotel Poverty	\$500.00	\$0.00	\$0.00	0.00
01 1160 610 000 0000 001	Supplies Poverty Programs	\$250.00	\$0.00	\$0.00	0.00
01 1160 610 000 0000 002	Supplies Poverty Programs	\$750.00	\$0.00	\$0.00	0.00
01 1160 610 000 1190 002	Supplies Poverty Programs Preschool	\$250.00	\$0.00	\$0.00	0.00
01 1160 610 000 1744 002	Supplies Poverty Prog Dev Eagles	\$100.00	\$0.00	\$0.00	0.00
01 1160 643 000 0000 001	Web/Cloud Based Software Poverty	\$0.00	\$0.00	\$0.00	0.00
01 1160 643 000 0000 002	Web/Cloud Based Software Poverty	\$0.00	\$0.00	\$231.43	0.00
01 1160 650 000 0000 002	Supplies Technology Related Poverty	\$4,500.00	\$0.00	\$0.00	0.00
1160	Poverty Programs	\$1,256,067.00	\$97,209.66	\$842,733.72	67.09
01 1190 111 000 1190 002	Reg Emp - Teach/Prof - Early Child	\$45,236.00	\$3,769.67	\$33,927.03	75.00
01 1190 112 000 1190 002	Reg Emp - Instr Aides - Early Childhood	\$16,468.00	\$1,491.74	\$12,126.58	73.64
01 1190 122 000 1190 002	Temp Emp - Instr Aide - Early Childhood	\$1,000.00	\$0.00	\$1,771.68	177.17
01 1190 123 000 1190 002	Temp Emp - Teach/Prof - Sub - EC	\$363.00	\$0.00	\$925.00	254.82
01 1190 132 000 1190 002	EC PARA SALARIES	\$0.00	\$0.00	\$0.00	0.00
01 1190 211 000 1190 002	EC HEALTH INSURANCE	\$26,620.00	\$1,602.27	\$14,420.43	54.17
01 1190 212 000 1190 002	Group Insurance - Instructional Aides	\$0.00	\$677.70	\$5,236.81	0.00
01 1190 221 000 1190 002	EC SOCIAL SECURITY	\$4,720.00	\$277.14	\$2,494.26	52.84
01 1190 222 000 1190 002	Social Security - Instructional Aides	\$0.00	\$113.38	\$1,057.87	0.00
01 1190 223 000 1190 002	Social Security - Preschool Subs	\$0.00	\$0.00	\$70.76	0.00
01 1190 231 000 1190 002	EC RETIREMENT	\$4,537.00	\$277.18	\$2,494.62	54.98
01 1190 232 000 1190 002	Retirement - Instructional Aides	\$0.00	\$109.68	\$819.97	0.00
01 1190 237 000 1190 002	EC RETIREMENT 1%	\$2,700.00	\$132.83	\$1,138.16	42.15
01 1190 281 000 1190 002	EARLY CHILDHOOD - HSA Deduction	\$100.00	\$0.00	\$0.00	0.00
01 1190 330 000 1190 002	Employee Trng & Develpt Services EC	\$0.00	\$0.00	\$0.00	0.00
01 1190 350 000 0000 002	Technical Services Early Childhood	\$0.00	\$0.00	\$5.00	0.00
01 1190 580 000 1190 002	Travel Trans, Meals, Hotel Early Child	\$250.00	\$0.00	\$0.00	0.00
01 1190 610 000 1190 002	Supplies Early Childhood Programs	\$2,200.00	\$375.83	\$2,649.34	120.42

EXPENDITURE REPORT

May, 2019

Account Number	Account Description	Revised Budget	Expended During Month	Expenditures to Date	% of Budget
01 1190 643 000 1190 002	Web/Cloud Based Software Early Childhood	\$500.00	\$0.00	\$0.00	0.00
1190	Early Childhood Programs	\$104,694.00	\$8,827.42	\$79,137.51	75.86
01 1200 111 000 0000 000	Reg Emp - Teach/Prof - SPED	\$0.00	\$6,092.02	\$54,630.44	0.00
01 1200 111 000 0000 001	Reg Emp - Teach/Prof - SPED	\$355,294.00	\$17,916.66	\$175,060.16	49.27
01 1200 111 000 0000 002	Reg Emp - Teach/Prof - SPED	\$317,087.00	\$23,179.03	\$202,232.65	63.78
01 1200 111 000 1235 000	Reg Emp - Teach/Prof - SPED - CTL	\$0.00	\$0.00	\$0.00	0.00
01 1200 111 000 1235 001	Reg Emp - Teach/Prof - SPED - CTL	\$24,940.00	\$2,069.91	\$18,376.38	73.68
01 1200 111 000 1235 002	Reg Emp - Teach/Prof - SPED - CTL	\$24,940.00	\$2,069.91	\$18,376.45	73.68
01 1200 112 000 0000 000	Reg Emp - Instr Aides - SPED	\$0.00	\$0.00	\$0.00	0.00
01 1200 112 000 0000 001	Reg Emp - Instr Aides - SPED	\$76,058.00	\$6,258.87	\$48,282.35	63.48
01 1200 112 000 0000 002	Reg Emp - Instr Aides - SPED	\$190,000.00	\$19,182.18	\$176,133.24	92.70
01 1200 112 000 1235 001	Reg Emp - Instr Aides - SPED - CTL	\$40,827.00	\$5,999.06	\$61,082.15	149.61
01 1200 112 000 1235 002	Reg Emp - Instr Aides - SPED - CTL	\$7,852.00	\$0.00	\$33.93	0.43
01 1200 122 000 0000 001	Temp Emp - Instr Aide - SPED	\$2,847.00	\$173.02	\$2,683.13	94.24
01 1200 122 000 0000 002	Temp Emp - Instr Aide - SPED	\$10,350.00	\$423.70	\$5,165.86	49.91
01 1200 122 000 1235 001	Temp Emp - Instr Aide - SPED - CTL	\$500.00	\$308.49	\$8,085.48	1,617.10
01 1200 122 000 1235 002	Temp Emp - Instr Aide - SPED - CTL	\$2,500.00	\$0.00	\$0.00	0.00
01 1200 123 000 0000 001	Temp Emp - Teach/Prof - Sub - SPED	\$4,000.00	\$250.00	\$1,558.38	38.96
01 1200 123 000 0000 002	Temp Emp - Teach/Prof - Sub - SPED	\$4,000.00	\$700.00	\$3,236.95	80.92
01 1200 123 000 1235 000	Temp Emp - Teach/Prof - Sub - SPED CTL	\$0.00	\$0.00	\$0.00	0.00
01 1200 123 000 1235 001	Temp Emp - Teach/Prof - Sub - SPED CTL	\$1,000.00	\$0.00	\$825.00	82.50
01 1200 123 000 1235 002	Temp Emp - Teach/Prof - Sub - SPED CTL	\$1,000.00	\$0.00	\$825.00	82.50
01 1200 132 000 0000 000	SPED Instructional Aides - OT	\$0.00	\$0.00	\$0.00	0.00
01 1200 132 000 0000 001	SPED Instructional Aides - OT	\$0.00	\$219.07	\$484.10	0.00
01 1200 132 000 0000 002	SPED Instructional Aides - OT	\$0.00	\$16.54	\$838.12	0.00
01 1200 132 000 1235 001	SPED Instructional Aides - OT	\$0.00	\$0.00	\$66.78	0.00
01 1200 150 000 0000 001	TRANSLATOR SALARIES-S	\$600.00	\$0.00	\$253.05	42.18
01 1200 150 000 0000 002	TRANSLATOR SALARIES-E	\$600.00	\$66.78	\$338.52	56.42
01 1200 151 000 0000 001	SPED Instructional - Add'l Salary	\$0.00	\$0.00	\$75.00	0.00
01 1200 151 000 0000 002	SPED Instructional - Add'l Salary	\$0.00	\$0.00	\$0.00	0.00
01 1200 211 000 0000 000	Group Ins - Teach/Prof SPED	\$0.00	\$1,602.27	\$14,420.43	0.00
01 1200 211 000 0000 001	SPED HEALTH INSURANCE-S	\$117,830.00	\$4,047.40	\$39,912.59	33.87
01 1200 211 000 0000 002	SPED HEALTH INSURANCE-E	\$184,219.00	\$7,108.65	\$61,061.74	33.15
01 1200 211 000 1235 001	TEACH/LRNG PRG-HEALTH INS-S	\$29,848.00	\$801.14	\$7,210.20	24.16
01 1200 211 000 1235 002	TEACH/LRNG PRG-HEALTH INS-E	\$12,940.00	\$801.13	\$7,210.23	55.72
01 1200 212 000 0000 001	Group Insurance - Instructional Aides	\$0.00	\$1,863.68	\$12,819.66	0.00

EXPENDITURE REPORT

May, 2019

Account Number	Account Description	Revised Budget	Expended During Month	Expenditures to Date	% of Budget
01 1200 212 000 0000 002	Group Insurance - Instructional Aides	\$0.00	\$4,717.00	\$43,330.54	0.00
01 1200 212 000 1235 001	Group Insurance - Instructional Aides	\$0.00	\$1,793.48	\$19,978.71	0.00
01 1200 220 000 0000 001	Social Security - Non Instructional	\$0.00	\$0.00	\$19.36	0.00
01 1200 220 000 0000 002	Social Security - Non Instructional	\$0.00	\$5.11	\$25.90	0.00
01 1200 221 000 0000 000	Social Security - SPED	\$0.00	\$417.44	\$3,741.80	0.00
01 1200 221 000 0000 001	SPED SOC. SEC.-S	\$36,766.00	\$1,318.93	\$13,017.43	35.41
01 1200 221 000 0000 002	SPED SOC.SEC.-E	\$35,969.00	\$1,686.00	\$14,792.14	41.12
01 1200 221 000 1235 001	TEACH/LRNG PRG-SOC SEC-S	\$5,031.00	\$151.40	\$1,343.18	26.70
01 1200 221 000 1235 002	TEACH/LRNG PRG-SOC SEC-E	\$2,508.00	\$151.40	\$1,343.25	53.56
01 1200 222 000 0000 001	Social Security - Instructional Aides	\$0.00	\$435.82	\$3,660.16	0.00
01 1200 222 000 0000 002	Social Security - Instructional Aides	\$0.00	\$1,346.61	\$12,502.97	0.00
01 1200 222 000 1235 001	Social Security - Instructional Aides	\$0.00	\$430.69	\$4,743.18	0.00
01 1200 222 000 1235 002	Social Security - Instructional Aides	\$0.00	\$0.00	\$2.59	0.00
01 1200 223 000 0000 001	Social Security - SPED - Subs	\$0.00	\$19.13	\$119.24	0.00
01 1200 223 000 0000 002	Social Security - SPED - Subs	\$0.00	\$53.55	\$247.60	0.00
01 1200 223 000 1235 001	Social Security - SPED - Subs	\$0.00	\$0.00	\$63.10	0.00
01 1200 223 000 1235 002	Social Security - SPED - Subs	\$0.00	\$0.00	\$63.15	0.00
01 1200 230 000 0000 001	Retirement - Non-Instructional	\$0.00	\$0.00	\$18.61	0.00
01 1200 230 000 0000 002	Retirement - Non-Instructional	\$0.00	\$4.91	\$24.89	0.00
01 1200 231 000 0000 000	Retirement - SPED	\$0.00	\$447.93	\$4,016.87	0.00
01 1200 231 000 0000 001	SPED RETIREMENT-S	\$30,902.00	\$1,317.39	\$12,879.29	41.68
01 1200 231 000 0000 002	SPED RETIREMENT-E	\$37,261.00	\$1,704.31	\$14,884.60	39.95
01 1200 231 000 1235 001	TEACH/LRNG PRG-RETIREMENT-S	\$4,835.00	\$152.20	\$1,351.22	27.95
01 1200 231 000 1235 002	TEACH/LRNG PRG-RETIREMENT-E	\$2,411.00	\$152.20	\$1,351.22	56.04
01 1200 232 000 0000 001	Retirement - Instructional Aides	\$0.00	\$476.31	\$3,598.41	0.00
01 1200 232 000 0000 002	Retirement - Instructional Aides	\$0.00	\$1,405.10	\$12,889.59	0.00
01 1200 232 000 1235 001	Retirement - Instructional Aides	\$0.00	\$441.09	\$4,506.60	0.00
01 1200 232 000 1235 002	Retirement - Instructional Aides	\$0.00	\$0.00	\$2.49	0.00
01 1200 233 000 0000 002	SPED RETIREMENT-E	\$0.00	\$0.00	\$7.79	0.00
01 1200 237 000 0000 000	Increased Retirement - SPED	\$0.00	\$153.83	\$1,379.47	0.00
01 1200 237 000 0000 001	SPED RETIREMENT-S	\$10,576.00	\$615.92	\$5,664.92	53.56
01 1200 237 000 0000 002	SPED RETIREMENT-E	\$7,995.00	\$1,069.47	\$9,548.90	119.44
01 1200 237 000 1235 001	TEACH/LRNG PRG-RETIRE 1%-S	\$1,660.00	\$203.76	\$2,011.64	121.18
01 1200 237 000 1235 002	TEACH/LRNG PRG-RETIRE 1%-E	\$828.00	\$52.27	\$464.88	56.14
01 1200 281 000 0000 001	SPED - HSA Deduction	\$2,000.00	\$199.59	\$1,796.31	89.82
01 1200 281 000 0000 002	SPED - HSA Deduction	\$3,000.00	\$199.59	\$1,796.31	59.88

Account Number	Account Description	Revised Budget	Expended During Month	Expenditures to Date	% of Budget
01 1200 281 000 1235 001	TEACH/LRNG PRG - HSA Deduction	\$750.00	\$0.00	\$0.00	0.00
01 1200 281 000 1235 002	TEACH/LRNG PRG - HSA Deduction	\$500.00	\$0.00	\$0.00	0.00
01 1200 282 000 0000 001	Health Benefits (HSA) - Inst Aides	\$0.00	\$0.00	\$59.60	0.00
01 1200 282 000 0000 002	Health Benefits (HSA) - Inst Aides	\$0.00	\$37.25	\$356.11	0.00
01 1200 282 000 1235 001	Health Benefits (HSA) - Inst Aides	\$0.00	\$74.50	\$610.90	0.00
01 1200 291 000 0000 001	Other Benefits - Teachers/Prof Staff	\$0.00	\$0.00	\$26.05	0.00
01 1200 291 000 0000 002	Other Benefits - Teachers/Prof Staff	\$0.00	\$0.00	\$201.52	0.00
01 1200 292 000 0000 001	Other Benefits - Inst Aides	\$0.00	\$0.00	\$172.20	0.00
01 1200 292 000 0000 002	Other Benefits - Inst Aides	\$0.00	\$0.00	\$229.80	0.00
01 1200 292 000 1235 001	Other Benefits - Instr - SPED - CTL	\$0.00	\$0.00	\$141.00	0.00
01 1200 320 000 0000 002	Professional Educational Services SA SPE	\$0.00	\$1,823.85	\$7,675.98	0.00
01 1200 330 000 0000 000	Employee Training SPED	\$0.00	\$185.00	\$635.00	0.00
01 1200 330 000 0000 001	Employee Training SPED	\$0.00	\$0.00	\$12.00	0.00
01 1200 330 000 0000 002	Employee Training SPED	\$0.00	\$0.00	\$44.00	0.00
01 1200 333 000 0000 000	Mileage Paid to Staff SPED SA	\$0.00	\$634.52	\$2,356.80	0.00
01 1200 340 000 0000 001	SPED Instructional Programs	\$0.00	\$0.00	\$0.00	0.00
01 1200 340 000 0000 002	SPED Instructional Programs	\$0.00	\$0.00	\$0.00	0.00
01 1200 340 000 1210 001	SPED Instructional Programs-Level I	\$30,500.00	\$0.00	\$0.00	0.00
01 1200 340 000 1210 002	SPED Instructional Programs-Level I	\$75,500.00	\$0.00	\$0.00	0.00
01 1200 350 000 0000 001	Technical Services - SPED	\$0.00	\$0.00	\$0.00	0.00
01 1200 350 000 0000 002	Technical Services - SPED	\$0.00	\$0.00	\$0.00	0.00
01 1200 350 000 1235 002	Technical Services - SPED CTL	\$3,000.00	\$0.00	\$0.00	0.00
01 1200 352 000 0000 001	Other Prof Services - SPED	\$1,600.00	\$0.00	\$279.92	17.50
01 1200 352 000 0000 002	Other Prof Services - SPED	\$0.00	\$0.00	\$0.00	0.00
01 1200 382 000 1235 001	Dist Ed & Telecommunications SPED CTL	\$400.00	\$0.00	\$0.00	0.00
01 1200 382 000 1235 002	Dist Ed & Telecommunications SPED CTL	\$400.00	\$0.00	\$0.00	0.00
01 1200 531 000 0000 000	Postage - SPED	\$0.00	\$0.00	\$0.00	0.00
01 1200 531 000 0000 001	Postage - SPED	\$200.00	\$22.50	\$127.42	63.71
01 1200 531 000 0000 002	Postage - SPED	\$100.00	\$23.65	\$73.10	73.10
01 1200 580 000 0000 000	Travel Trans, Meals, Hotel SPED SA	\$0.00	\$0.00	\$543.99	0.00
01 1200 580 000 0000 001	Travel Trans, Meals, Hotel SPED SA	\$3,000.00	\$0.00	\$188.00	6.27
01 1200 580 000 0000 002	Travel Trans, Meals, Hotel SPED SA	\$6,500.00	\$0.00	\$149.80	2.30
01 1200 580 000 1235 000	Travel Trans, Meals, Hotel SPED CTL	\$600.00	\$0.00	\$0.00	0.00
01 1200 580 000 1235 001	Travel Trans, Meals, Hotel SPED CTL	\$0.00	\$0.00	\$0.00	0.00
01 1200 580 000 1235 002	Travel Trans, Meals, Hotel SPED CTL	\$0.00	\$0.00	\$0.00	0.00
01 1200 591 000 0000 001	Services Purchased from ESU	\$0.00	\$656.15	\$5,207.67	0.00

Account Number	Account Description	Revised Budget	Expended During Month	Expenditures to Date	% of Budget
01 1200 591 000 0000 002	Services Purchased from ESU	\$0.00	\$375.00	\$3,000.00	0.00
01 1200 610 000 0000 001	Supplies SPED SA	\$4,500.00	\$0.00	\$364.38	8.10
01 1200 610 000 0000 002	Supplies SPED SA	\$3,500.00	\$0.00	\$3,606.65	103.05
01 1200 610 000 1235 000	Supplies SPED CTL	\$0.00	\$0.00	\$17.98	0.00
01 1200 610 000 1235 001	Supplies SPED CTL	\$2,750.00	\$160.34	\$1,544.11	56.15
01 1200 610 000 1235 002	Supplies SPED CTL	\$2,250.00	\$0.00	\$44.99	2.00
01 1200 640 000 0000 001	Books & Periodicals SPED SA	\$250.00	\$0.00	\$145.29	58.12
01 1200 640 000 0000 002	Books & Periodicals SPED SA	\$1,000.00	\$0.00	\$0.00	0.00
01 1200 640 000 1195 002	Books & Periodicals SPED SM	\$0.00	\$0.00	\$46.50	0.00
01 1200 641 000 0000 001	E-Books SPED SA	\$0.00	\$0.00	\$0.00	0.00
01 1200 643 000 0000 001	Web/Cloud Based Software SPED SA	\$50.00	\$0.00	\$0.00	0.00
01 1200 643 000 0000 002	Web/Cloud Based Software SPED SA	\$750.00	\$0.00	\$889.00	118.53
01 1200 650 000 0000 001	Supplies Technology Related SPED SA	\$1,500.00	\$0.00	\$0.00	0.00
01 1200 650 000 0000 002	Supplies Technology Related SPED SA	\$2,000.00	\$79.00	\$79.00	3.95
01 1200 650 000 1235 001	Supplies Technology Related SPED CTL	\$200.00	\$0.00	\$0.00	0.00
01 1200 650 000 1235 002	Supplies Technology Related SPED CTL	\$200.00	\$0.00	\$0.00	0.00
01 1200 810 000 0000 000	Dues and Fees SPED SA	\$0.00	\$335.00	\$335.00	0.00
01 1200 810 000 0000 001	Dues & Fees SPED SA	\$250.00	\$0.00	\$0.00	0.00
01 1200 810 000 0000 002	Dues & Fees SPED SA	\$250.00	\$0.00	\$225.00	90.00
01 1200 890 000 0000 001	Misc Exp SPED SA	\$0.00	\$0.00	\$0.00	0.00
01 1200 890 000 0000 002	Misc Exp SPED SA	\$0.00	\$0.00	\$0.00	0.00
1200	SPED Instructional Programs School Age	\$1,733,474.00	\$126,678.70	\$1,147,855.04	66.23
01 1291 111 005 0000 002	Reg Emp - Teach/Prof - SPED - 3-5	\$0.00	\$0.00	\$0.00	0.00
01 1291 112 005 0000 002	Reg Emp - Instr Aides - SPED - 3-5	\$0.00	\$0.00	\$0.00	0.00
01 1291 211 005 0000 002	Group Ins SPED 3-5	\$0.00	\$0.00	\$0.00	0.00
01 1291 221 005 0000 002	EC SPECIAL ED SOCIAL SECURITY 3-5	\$0.00	\$0.00	\$0.00	0.00
01 1291 231 000 0000 002	EC SPECIAL ED RETIREMENT	\$0.00	\$0.00	\$0.00	0.00
01 1291 231 005 0000 002	EC SPECIAL ED RETIREMENT 3-5	\$0.00	\$0.00	\$0.00	0.00
01 1291 237 005 0000 002	EC SPECIAL ED RETIREMENT 1% 3-5	\$0.00	\$0.00	\$0.00	0.00
01 1291 352 005 0000 002	Other Prof Services SPED (3-5)	\$0.00	\$0.00	\$0.00	0.00
01 1291 580 005 0000 002	Travel Trans, Meals, Hotel SPED 3-5	\$0.00	\$0.00	\$0.00	0.00
01 1291 610 002 0000 002	General Supplies EC B-2	\$0.00	\$0.00	\$0.00	0.00
01 1291 610 005 0000 002	General Supplies EC 3-5	\$0.00	\$0.00	\$0.00	0.00
01 1291 890 005 0000 002	Misc Exp SPED 3-5	\$0.00	\$0.00	\$0.00	0.00
1291	SPED Instructional Programs 3-5	\$0.00	\$0.00	\$0.00	0.00
01 1292 111 002 0000 002	Reg Emp - Teach/Prof - SPED - B-2	\$0.00	\$0.00	\$0.00	0.00

EXPENDITURE REPORT

May, 2019

Account Number	Account Description	Revised Budget	Expended During Month	Expenditures to Date	% of Budget
01 1292 150 002 0000 002	Reg Emp - Teach/Prof - SPED - B-2	\$0.00	\$66.57	\$714.84	0.00
01 1292 211 002 0000 002	EC HEALTH INSURANCE B-2	\$0.00	\$0.00	\$0.00	0.00
01 1292 220 002 0000 002	EC SPECIAL ED SOCIAL SECURITY B-2	\$0.00	\$5.08	\$54.67	0.00
01 1292 221 002 0000 002	EC SPECIAL ED SOCIAL SECURITY B-2	\$0.00	\$0.00	\$0.00	0.00
01 1292 230 002 0000 002	EC SPECIAL ED SOCIAL SECURITY B-2	\$0.00	\$4.90	\$49.57	0.00
01 1292 231 002 0000 002	EC SPECIAL ED RETIREMENT B-2	\$0.00	\$0.00	\$0.00	0.00
01 1292 237 002 0000 002	EC SPECIAL ED RETIREMENT 1% B-2	\$0.00	\$1.69	\$17.03	0.00
01 1292 580 002 0000 002	Travel Trans, Meals, Hotel SPED B-2	\$0.00	\$0.00	\$0.00	0.00
1292	SPED Instructional Programs 0-2	\$0.00	\$78.24	\$836.11	0.00
01 1300 151 000 0000 001	SUMMER SCHOOL STIPENDS	\$0.00	\$0.00	\$136.50	0.00
01 1300 151 000 0000 002	SUMMER SCHOOL STIPENDS	\$0.00	\$0.00	\$74.97	0.00
01 1300 159 000 0000 001	SUMMER SCHOOL STIPENDS	\$3,500.00	\$0.00	\$0.00	0.00
01 1300 221 000 0000 001	SUMMER SCHOOL SOC SEC	\$225.00	\$0.00	\$10.44	4.64
01 1300 221 000 0000 002	Social Security - Summer School	\$0.00	\$0.00	\$5.74	0.00
01 1300 231 000 0000 001	SUMMER SCHOOL RETIRE	\$225.00	\$0.00	\$10.04	4.46
01 1300 231 000 0000 002	Retirement - Summer School	\$0.00	\$0.00	\$5.51	0.00
01 1300 237 000 0000 001	SUMMER SCHOOL RETIRE 1%	\$175.00	\$0.00	\$3.44	1.97
01 1300 237 000 0000 002	Increased Retirement - Summer School	\$0.00	\$0.00	\$1.89	0.00
1300	Summer School	\$4,125.00	\$0.00	\$248.53	6.02
01 2120 110 000 0000 001	Reg Emp - Non-Instr - Guidance	\$13,121.00	\$1,389.12	\$10,900.88	83.08
01 2120 111 000 0000 001	Reg Emp - Teach/Prof - Guidance	\$71,340.00	\$5,769.17	\$51,922.53	72.78
01 2120 111 000 0000 002	Reg Emp - Teach/Prof - Guidance	\$35,783.00	\$2,839.46	\$26,174.18	73.15
01 2120 123 000 0000 001	Temp Emp - Teach/Prof - Sub - Guidance	\$400.00	\$0.00	\$0.00	0.00
01 2120 123 000 0000 002	Temp Emp - Teach/Prof - Sub - Guidance	\$400.00	\$100.00	\$287.50	71.88
01 2120 130 000 0000 001	Non-Instructional Salaries - Guidance	\$0.00	\$85.37	\$920.38	0.00
01 2120 151 000 0000 001	GUIDANCE SUB.-S	\$0.00	\$0.00	\$125.00	0.00
01 2120 210 000 0000 001	Group Insurance - Non Instructional	\$0.00	\$270.80	\$1,515.72	0.00
01 2120 211 000 0000 001	GUID. HEALTH INS.-S	\$10,411.00	\$727.42	\$6,546.78	62.88
01 2120 211 000 0000 002	GUID. HEALTH INS.-E	\$11,237.00	\$801.13	\$7,210.25	64.17
01 2120 220 000 0000 001	Social Security - Non-Instructional	\$0.00	\$74.15	\$713.32	0.00
01 2120 221 000 0000 001	GUIDANCE SOC. SEC.-S	\$6,461.00	\$434.69	\$3,924.08	60.73
01 2120 221 000 0000 002	GUIDANCE SOC. SEC.-E	\$2,750.00	\$211.76	\$1,953.04	71.02
01 2120 223 000 0000 002	Reg Emp - Temp Emp - Guidance	\$0.00	\$7.66	\$22.02	0.00
01 2120 230 000 0000 001	Retirement - Non-Instructional	\$0.00	\$108.42	\$856.62	0.00
01 2120 231 000 0000 001	GUIDANCE RETIREMENT-S	\$6,210.00	\$424.20	\$3,829.19	61.66
01 2120 231 000 0000 002	GUIDANCE RETIREMENT-E	\$2,643.00	\$208.78	\$1,924.54	72.82

Account Number	Account Description	Revised Budget	Expended During Month	Expenditures to Date	% of Budget
01 2120 237 000 0000 001	GUIDANCE RETIREMENT-S	\$2,132.00	\$182.91	\$1,609.22	75.48
01 2120 237 000 0000 002	GUIDANCE RETIREMENT-E	\$907.00	\$71.70	\$660.90	72.87
01 2120 280 000 0000 001	Health Benefits (HSA) Non-Instructional	\$0.00	\$37.25	\$186.25	0.00
01 2120 281 000 0000 001	GUIDANCE - HSA Deduction	\$0.00	\$99.79	\$898.11	0.00
01 2120 290 000 0000 001	Other Benefits - Non Instrf - Guidance	\$0.00	\$0.00	\$30.00	0.00
01 2120 291 000 0000 001	Other Benefits - Teach/Prof - Guidance	\$0.00	\$0.00	\$30.00	0.00
01 2120 350 000 0000 001	Technical Services - Guidance	\$0.00	\$0.00	\$0.00	0.00
01 2120 352 000 0000 001	Other Prof Services - Guidance	\$1,250.00	\$0.00	\$4,224.00	337.92
01 2120 352 000 0000 002	Other Prof Services - Guidance	\$5,500.00	\$0.00	\$0.00	0.00
01 2120 580 000 0000 001	Travel Trans, Meals, Hotel Guidance	\$2,500.00	\$0.00	\$259.74	10.39
01 2120 580 000 0000 002	Travel Trans, Meals, Hotel Guidance	\$600.00	\$0.00	\$0.00	0.00
01 2120 610 000 0000 001	Supplies Guidance	\$500.00	\$0.00	\$624.00	124.80
01 2120 610 000 0000 002	Supplies Guidance	\$500.00	\$84.43	\$351.89	70.38
01 2120 643 000 0000 001	Web/Cloud Based Software Guidance	\$5,550.00	\$0.00	\$0.00	36.04
01 2120 643 000 0000 002	Web/Cloud Based Software Guidance	\$5,550.00	\$0.00	\$0.00	0.00
2120	Guidance Services	\$185,745.00	\$13,928.21	\$127,700.14	69.83
01 2130 123 000 0000 001	Temp Emp - Teach/Prof - Sub - Health Ser	\$0.00	\$50.00	\$50.00	0.00
01 2130 123 000 0000 002	Temp Emp - Teach/Prof - Sub - Health Ser	\$0.00	\$50.00	\$50.00	0.00
01 2130 221 000 0000 001	NURSE SOC. SEC.-S	\$0.00	\$0.00	\$0.00	0.00
01 2130 221 000 0000 002	NURSE SOC. SEC.-E	\$0.00	\$0.00	\$0.00	0.00
01 2130 223 000 0000 001	Social Security - Non Instructional	\$0.00	\$3.82	\$3.82	0.00
01 2130 223 000 0000 002	Social Security - Non Instructional	\$0.00	\$3.83	\$3.83	0.00
01 2130 340 000 0000 000	Other Professional Serv Health	\$0.00	\$0.00	\$56,700.00	0.00
01 2130 340 000 0000 001	Other Prof Services - Health	\$0.00	\$0.00	\$0.00	0.00
01 2130 340 000 0000 002	Other Prof Services - Health	\$0.00	\$0.00	\$0.00	0.00
01 2130 350 000 0000 001	Technical Services - Health Serv	\$0.00	\$0.00	\$0.00	0.00
01 2130 350 000 0000 002	Technical Services - Health Serv	\$0.00	\$0.00	\$0.00	0.00
01 2130 580 000 0000 001	Travel Trans, Meals, Hotel Health Serv	\$0.00	\$0.00	\$0.00	0.00
01 2130 591 000 0000 000	Services Purchased from ESU Health	\$56,000.00	\$0.00	\$0.00	0.00
01 2130 610 000 0000 000	Supplies Health Services	\$0.00	\$0.00	\$317.55	0.00
01 2130 610 000 0000 001	Supplies Health Services	\$800.00	\$0.00	\$88.95	11.12
01 2130 610 000 0000 002	Supplies Health Services	\$800.00	\$0.00	\$84.89	10.61
2130	Health Services	\$57,600.00	\$107.65	\$57,299.04	99.48
01 2140 111 000 0000 000	Reg Emp - Teach/Prof - Psych Services	\$3,248.00	\$1,691.67	\$15,225.03	468.75
01 2140 111 000 0000 001	Reg Emp - Teach/Prof - Psych Services	\$0.00	\$0.00	\$0.00	0.00
01 2140 111 000 0000 002	Reg Emp - Teach/Prof - Psych Services	\$0.00	\$0.00	\$0.00	0.00

EXPENDITURE REPORT

May, 2019

Account Number	Account Description	Revised Budget	Expended During Month	Expenditures to Date	% of Budget
01 2140 211 000 0000 000	Group Insurance -Psychological Services	\$768.00	\$350.67	\$3,156.03	410.94
01 2140 211 000 0000 001	PSYCHOLOGICAL HEALTH INS-S	\$0.00	\$0.00	\$0.00	0.00
01 2140 211 000 0000 002	PSYCHOLOGICAL HEALTH INS-E	\$0.00	\$0.00	\$0.00	0.00
01 2140 221 000 0000 000	Social Security -Psychological Services	\$248.00	\$122.36	\$1,102.39	444.51
01 2140 221 000 0000 001	PSYCHOLOGICAL SOC SEC-S	\$0.00	\$0.00	\$0.00	0.00
01 2140 221 000 0000 002	PSYCHOLOGICAL SOC SEC-E	\$0.00	\$0.00	\$0.00	0.00
01 2140 231 000 0000 000	Retirement -Psychological Services	\$238.00	\$124.38	\$1,120.52	470.81
01 2140 231 000 0000 001	PSYCHOLOGICAL RETIREMENT-S	\$0.00	\$0.00	\$0.00	0.00
01 2140 231 000 0000 002	PSYCHOLOGICAL RETIREMENT-E	\$0.00	\$0.00	\$0.00	0.00
01 2140 237 000 0000 000	Inc Retirement -Psychological Services	\$82.00	\$42.71	\$384.77	469.23
01 2140 237 000 0000 001	PSYCHOLOGICAL RETIREMENT 1% -S	\$0.00	\$0.00	\$0.00	0.00
01 2140 237 000 0000 002	PSYCHOLOGICAL RETIREMENT 1% -E	\$0.00	\$0.00	\$0.00	0.00
01 2140 281 000 0000 000	HSA -Psychological Services	\$100.00	\$49.90	\$449.10	449.10
01 2140 281 000 0000 001	PSYCH - HSA Deduction	\$0.00	\$0.00	\$0.00	0.00
01 2140 281 000 0000 002	PSYCH - HSA Deduction	\$0.00	\$0.00	\$0.00	0.00
01 2140 291 000 0000 000	Other Benefits	\$0.00	\$0.00	\$15.00	0.00
01 2140 330 000 0000 001	Emp Trng & Development Services Psych	\$0.00	\$0.00	\$0.00	0.00
01 2140 580 000 0000 000	Travel Trans, Meals, Hotel Psych Serv	\$1,000.00	\$0.00	\$0.00	0.00
01 2140 580 000 0000 001	Travel Trans, Meals, Hotel Psych Serv	\$0.00	\$0.00	\$0.00	0.00
01 2140 580 000 0000 002	Travel Trans, Meals, Hotel Psych Serv	\$0.00	\$0.00	\$0.00	0.00
01 2140 610 000 0000 000	Supplies Psychological Services	\$800.00	\$0.00	\$0.00	0.00
01 2140 610 000 0000 001	Supplies Psychological Services	\$0.00	\$0.00	\$84.50	0.00
01 2140 610 000 0000 002	Supplies Psychological Services	\$0.00	\$0.00	\$0.00	0.00
2140	Psychological Services	\$6,484.00	\$2,381.69	\$21,537.34	332.16
01 2141 111 000 0000 000	Reg Emp - Teach/Prof - Psych Serv - SA	\$0.00	\$4,736.66	\$42,629.94	0.00
01 2141 211 000 0000 000	Group Ins -Psychological SPED SA	\$0.00	\$981.88	\$8,836.92	0.00
01 2141 221 000 0000 000	Soc Security -Psychological SPED SA	\$0.00	\$342.59	\$3,086.52	0.00
01 2141 231 000 0000 000	Retirement -Psychological SPED SA	\$0.00	\$348.28	\$3,137.60	0.00
01 2141 237 000 0000 000	Inc Retirement -Psychological SPED SA	\$0.00	\$119.60	\$1,077.46	0.00
01 2141 281 000 0000 000	HSA -Psychological SPED SA	\$0.00	\$139.71	\$1,257.39	0.00
01 2141 291 000 0000 000	Other Benefits	\$0.00	\$0.00	\$42.00	0.00
2141	Psychological Services - SPED SA	\$0.00	\$6,668.72	\$60,067.83	0.00
01 2142 111 005 0000 002	Reg Emp - Teach/Prof - Psych Serv - 3-5	\$0.00	\$270.67	\$2,436.03	0.00
01 2142 211 005 0000 002	Group Ins -Psychological SPED 3-5	\$0.00	\$56.11	\$504.99	0.00
01 2142 221 005 0000 002	Soc Sec -Psychological SPED 3-5	\$0.00	\$19.57	\$176.31	0.00

Account Number	Account Description	Revised Budget	Expended During Month	Expenditures to Date	% of Budget
01 2142 231 005 0000 002	Retirement -Psychological SPED 3-5	\$0.00	\$19.90	\$179.28	0.00
01 2142 237 005 0000 002	Inc Retirement -Psychological SPED 3-5	\$0.00	\$6.83	\$61.53	0.00
01 2142 281 005 0000 002	HSA -Psychological SPED 3-5	\$0.00	\$7.98	\$71.82	0.00
01 2142 291 005 0000 002	Other - Teach/Prof - Psych Serv - 3-5	\$0.00	\$0.00	\$2.40	0.00
2142	Psychological Services - SPED Age 3-5	\$0.00	\$381.06	\$3,432.36	0.00
01 2143 111 002 0000 002	Reg Emp - Teach/Prof - Psych Serv - B-2	\$0.00	\$67.67	\$609.03	0.00
01 2143 211 002 0000 002	Group Ins -Psychological SPED B-2	\$0.00	\$14.02	\$126.18	0.00
01 2143 221 002 0000 002	Soc Sec - Psychological SPED B-2	\$0.00	\$4.90	\$44.15	0.00
01 2143 231 002 0000 002	Retirement -Psychological SPED B-2	\$0.00	\$4.98	\$44.87	0.00
01 2143 237 002 0000 002	Inc Retirement -Psychological SPED B-2	\$0.00	\$1.71	\$15.41	0.00
01 2143 281 002 0000 002	HSA -Psychological SPED B-2	\$0.00	\$2.00	\$18.00	0.00
01 2143 291 002 0000 002	Other Benefits	\$0.00	\$0.00	\$0.60	0.00
2143	Psychological Services - SPED Age B-2	\$0.00	\$95.28	\$858.24	0.00
01 2151 591 000 0000 001	Services Purchased from ESU/School Dist	\$0.00	\$0.00	\$14,332.00	0.00
01 2151 591 000 0000 002	Services Purchased from ESU	\$0.00	\$0.00	\$16,753.98	0.00
01 2151 610 000 0000 002	General Supplies Speech	\$0.00	\$0.00	\$0.00	0.00
2151	SPEECH & AUDIOLOGY SPED SA	\$0.00	\$0.00	\$31,085.98	0.00
01 2161 320 000 0000 001	Professional Educational Services OT SA	\$0.00	\$845.00	\$7,698.25	0.00
01 2161 320 000 0000 002	Professional Educational Services OT SA	\$0.00	\$2,778.75	\$44,897.92	0.00
01 2161 340 000 0000 000	Other Professional Services	\$0.00	\$0.00	\$0.00	0.00
01 2161 340 000 0000 001	Other Professional Services	\$0.00	\$0.00	\$0.00	0.00
01 2161 340 000 0000 002	Other Professional Services	\$0.00	\$0.00	\$0.00	0.00
2161	Occupational Therapy SPED SA	\$0.00	\$3,623.75	\$52,596.17	0.00
01 2162 320 005 0000 002	Prof Ed Services OT (3-5)	\$0.00	\$0.00	\$0.00	0.00
2162	Occupational Therapy SPED Age 3-5	\$0.00	\$0.00	\$0.00	0.00
01 2170 320 002 0000 002	Professional Educational Services PT	\$0.00	\$109.12	\$109.12	0.00
2170	Physical Therapy-Related Services	\$0.00	\$109.12	\$109.12	0.00
01 2171 320 000 0000 001	Professional Educational Services PT SA	\$0.00	\$275.90	\$2,049.72	0.00
01 2171 320 000 0000 002	Professional Educational Services PT SA	\$0.00	\$1,287.12	\$8,866.62	0.00
2171	Physical Therapy SPED SA	\$0.00	\$1,563.02	\$10,916.34	0.00
01 2181 591 000 0000 001	Services Purchased from ESU Vision	\$0.00	\$750.00	\$875.00	0.00
01 2181 591 000 0000 002	Services Purchased from ESU Vision	\$0.00	\$687.50	\$5,477.50	0.00
2181	Vision Services SPED SA	\$0.00	\$1,437.50	\$6,352.50	0.00
01 2190 110 000 0000 001	ACT. BKKPER. SAL. - S	\$6,560.00	\$0.00	\$0.00	0.00
01 2190 110 000 0000 002	ACT. BKKPER SAL.-E	\$6,560.00	\$0.00	\$0.00	0.00
01 2190 111 000 0000 001	ACT. DIRECTOR SALARY-S	\$89,700.00	\$0.00	\$0.00	0.00

Account Number	Account Description	Revised Budget	Expended During Month	Expenditures to Date	% of Budget
01 2190 151 000 0000 001	EXTRA DUTY SALARY CERTIFIED-S	\$230,198.00	\$0.00	\$0.00	0.00
01 2190 151 000 0000 002	EXTRA DUTY SALARY CERTIFIED-E	\$9,504.00	\$0.00	\$0.00	0.00
01 2190 210 000 0000 001	Group Insurance - Non Instructional	\$0.00	\$0.00	\$0.00	0.00
01 2190 210 000 0000 002	Group Insurance - Non Instructional	\$0.00	\$0.00	\$0.00	0.00
01 2190 211 000 0000 001	ACTIVITIES HEALTH INS.-S	\$242.00	\$0.00	\$0.00	0.00
01 2190 211 000 0000 002	ACTIVITIES HEALTH INS.-E	\$242.00	\$0.00	\$0.00	0.00
01 2190 220 000 0000 001	Social Security - Non-Instructional	\$0.00	\$0.00	\$0.00	0.00
01 2190 220 000 0000 002	Social Security - Non-Instructional	\$0.00	\$0.00	\$0.00	0.00
01 2190 221 000 0000 001	ACTIVITIES SOC. SEC.-S	\$27,112.00	\$0.00	\$0.00	0.00
01 2190 221 000 0000 002	ACTIVITIES SOC.SEC.-E	\$922.00	\$0.00	\$0.00	0.00
01 2190 230 000 0000 001	Retirement - Non-Instructional	\$23,571.00	\$0.00	\$0.00	0.00
01 2190 230 000 0000 002	Retirement - Non-Instructional	\$887.00	\$0.00	\$0.00	0.00
01 2190 231 000 0000 001	ACTIVITIES RET.-S	\$0.00	\$0.00	\$0.00	0.00
01 2190 231 000 0000 002	ACTIVITIES RET.-E	\$0.00	\$0.00	\$0.00	0.00
01 2190 237 000 0000 001	ACTIVITIES RET.-S	\$7,754.00	\$0.00	\$0.00	0.00
01 2190 237 000 0000 002	ACTIVITIES RET.-E	\$304.00	\$0.00	\$0.00	0.00
01 2190 320 000 0000 001	Professional Educational Services	\$0.00	\$0.00	\$0.00	0.00
01 2190 320 000 0000 002	Professional Educational Services	\$0.00	\$0.00	\$0.00	0.00
01 2190 350 000 0000 001	Technical Services - Student Other	\$750.00	\$0.00	\$0.00	0.00
01 2190 350 000 0000 002	Technical Services - Student Other	\$0.00	\$0.00	\$0.00	0.00
01 2190 352 000 0000 001	Other Prof Services - Student Other	\$250.00	\$0.00	\$0.00	0.00
01 2190 580 000 0000 001	Travel Trans, Meals, Hotel Student Other	\$9,000.00	\$0.00	\$0.00	0.00
01 2190 580 000 0000 002	Travel Trans, Meals, Hotel Student Other	\$3,500.00	\$0.00	\$0.00	0.00
01 2190 610 000 0000 001	Supplies Support Services Student	\$13,000.00	\$0.00	\$0.00	0.00
01 2190 610 000 0000 002	Supplies Support Services Student	\$1,300.00	\$0.00	\$0.00	0.00
01 2190 650 000 0000 001	Supplies Tech Related Student Other	\$0.00	\$0.00	\$0.00	0.00
01 2190 810 000 0000 001	Dues & Fees Student Support Services	\$0.00	\$0.00	\$0.00	0.00
01 2190 810 000 0000 002	Dues and Fees Student Support Services	\$0.00	\$0.00	\$0.00	0.00
01 2190 890 000 0000 001	Misc Exp Support Services Student Oth	\$100.00	\$0.00	\$0.00	0.00
01 2190 890 000 0000 002	Misc Exp Support Services Student Oth	\$100.00	\$0.00	\$0.00	0.00
2190	Support Services - Student Other	\$431,556.00	\$0.00	\$0.00	0.00
01 2210 111 000 0000 000	Reg Emp - Teach/Prof - Improv Instr	\$0.00	\$487.78	\$4,429.75	0.00
01 2210 211 000 0000 000	Group Insurance - Imprv of Instruction	\$0.00	\$131.51	\$1,183.53	0.00
01 2210 221 000 0000 000	Soc Sec - Imprv of Instruction	\$0.00	\$27.94	\$254.46	0.00
01 2210 231 000 0000 000	Retirement - Imprv of Instruction	\$0.00	\$35.86	\$325.68	0.00
01 2210 237 000 0000 000	Inc Retirement - Imprv of Instruction	\$0.00	\$12.32	\$111.87	0.00

Account Number	Account Description	Revised Budget	Expended During Month	Expenditures to Date	% of Budget
01 2210 281 000 0000 000	HSA- Imprv of Instruction	\$0.00	\$18.71	\$168.39	0.00
01 2210 580 000 0000 000	Travel Trans Meals Hotel Improv of Inst	\$0.00	\$0.00	\$0.00	0.00
2210	Improvement of Instruction	\$0.00	\$714.12	\$6,473.68	0.00
01 2211 221 000 0000 000	Social Security Teachers School Improv	\$200.00	\$0.00	\$0.00	0.00
01 2211 221 000 0000 001	SOC.SEC.-SCH.IMPRO.-SEC.	\$0.00	\$0.00	\$0.00	0.00
01 2211 221 000 0000 002	SOC.SEC.-SCH.IMPR.ELEM	\$0.00	\$0.00	\$0.00	0.00
01 2211 231 000 0000 000	Retirement Teachers School Improv	\$100.00	\$0.00	\$0.00	0.00
01 2211 231 000 0000 001	RETIRE/SCH.IMPR. SEC.	\$0.00	\$0.00	\$0.00	0.00
01 2211 231 000 0000 002	RETIRE./SCH.IMPRO.ELEM	\$0.00	\$0.00	\$0.00	0.00
01 2211 237 000 0000 000	Increased Retirement School Improv	\$50.00	\$0.00	\$0.00	0.00
01 2211 237 000 0000 001	RETIRE/SCH.IMPR. SEC.	\$0.00	\$0.00	\$0.00	0.00
01 2211 237 000 0000 002	RETIRE./SCH.IMPRO.ELEM	\$0.00	\$0.00	\$0.00	0.00
01 2211 330 000 0000 000	Employee Trng/Dev Services School Improv	\$1,000.00	\$0.00	\$0.00	0.00
01 2211 334 000 0000 000	School Improvement Mileage	\$0.00	\$0.00	\$1,327.04	0.00
01 2211 350 000 0000 000	Technical Services School Improv	\$2,000.00	\$0.00	\$0.00	0.00
01 2211 350 000 0000 001	Technical Services - School Improv	\$0.00	\$0.00	\$1,100.00	0.00
01 2211 350 000 0000 002	Technical Services - School Improv	\$0.00	\$0.00	\$1,100.00	0.00
01 2211 440 000 0000 000	Rentals School Improv	\$0.00	\$0.00	\$145.00	0.00
01 2211 580 000 0000 000	Travel Trans, Meals, Hotel School Improv	\$400.00	\$0.00	\$3,023.85	755.96
01 2211 580 000 0000 001	Travel Trans, Meals, Hotel School Improv	\$0.00	\$0.00	\$0.00	0.00
01 2211 580 000 0000 002	Travel Trans, Meals, Hotel School Improv	\$0.00	\$0.00	\$0.00	0.00
01 2211 610 000 0000 000	General Supplies School Improvement	\$0.00	\$22.00	\$22.00	0.00
01 2211 643 000 0000 001	Web/Cloud Based Software School Improv	\$0.00	\$0.00	\$0.00	0.00
01 2211 643 000 0000 002	Web/Cloud Based Software School Improv	\$0.00	\$0.00	\$0.00	0.00
2211	School Improvement	\$3,750.00	\$22.00	\$6,717.89	179.14
01 2212 350 000 0000 000	Technical Services Instr & Curr Dev	\$200.00	\$0.00	\$0.00	0.00
01 2212 350 000 0000 001	Technical Services - Inst & Curr Dev	\$0.00	\$0.00	\$0.00	0.00
01 2212 350 000 0000 002	Technical Services - Inst & Curr Dev	\$0.00	\$0.00	\$0.00	0.00
01 2212 580 000 0000 000	Travel Trans, Meals, Hotel Instr & Curr	\$5,500.00	\$0.00	\$0.00	0.00
01 2212 580 000 0000 001	Travel Trans, Meals, Hotel Instr & Curr	\$0.00	\$0.00	\$0.00	0.00
01 2212 580 000 0000 002	Travel Trans, Meals, Hotel Inst & Curr	\$0.00	\$0.00	\$0.00	0.00
01 2212 610 000 0000 000	Supplies Instr & Curr Development	\$600.00	\$0.00	\$0.00	0.00
01 2212 610 000 0000 001	Supplies Instr & Curr Development	\$0.00	\$0.00	\$0.00	0.00
01 2212 610 000 0000 002	Supplies Instr & Curr Development	\$0.00	\$0.00	\$0.00	0.00
2212	Instruction & Curriculum Development	\$6,300.00	\$0.00	\$0.00	0.00
01 2213 330 000 0000 002	Employee Training & Development	\$0.00	\$0.00	\$0.00	0.00

Account Number	Account Description	Revised Budget	Expended During Month	Expenditures to Date	% of Budget
	Services				
01 2213 330 000 1108 001	Employee Training Band	\$0.00	\$0.00	\$115.00	0.00
01 2213 330 000 1141 001	Employee Trng/Devel Music	\$0.00	\$0.00	\$100.00	0.00
01 2213 330 000 1148 001	Employee Trng Instr Staff Science	\$0.00	\$0.00	\$0.00	0.00
01 2213 580 000 0000 001	Travel Trans, Meals, Hotel Instr Staff	\$0.00	\$0.00	\$0.00	0.00
01 2213 580 000 0000 002	Travel:Trans, Meals, Hotel Instr Staff	\$0.00	\$0.00	\$0.00	0.00
01 2213 640 000 0000 000	Books & Periodicals Instr Staff Trng	\$0.00	\$0.00	\$0.00	0.00
2213	Instructional Staff Training	\$0.00	\$0.00	\$215.00	0.00
01 2220 111 000 0000 000	Reg Emp - Teach/Prof - Library	\$2,320.00	\$5,575.89	\$52,407.02	2,258.92
01 2220 111 000 0000 001	Reg Emp - Teach/Prof - Library	\$35,776.00	\$0.00	\$0.00	0.00
01 2220 111 000 0000 002	Reg Emp - Teach/Prof - Library	\$53,277.00	\$0.00	\$0.00	0.00
01 2220 112 000 0000 001	Reg Emp - Instr Aides - Library	\$16,000.00	\$1,096.68	\$9,127.33	57.05
01 2220 112 000 0000 002	Reg Emp - Instr Aides - Library	\$13,960.00	\$1,637.28	\$16,361.37	117.20
01 2220 122 000 0000 001	Temp Emp - Instr Aide - Library	\$500.00	\$0.00	\$1,127.50	225.50
01 2220 122 000 0000 002	Temp Emp - Instr Aide - Library	\$250.00	\$0.00	\$54.27	21.71
01 2220 123 000 0000 000	Temp Emp - Teach/Prof - Sub - Library	\$0.00	\$500.00	\$1,350.00	0.00
01 2220 123 000 0000 001	Temp Emp - Teach/Prof - Sub - Library	\$1,500.00	\$0.00	\$0.00	0.00
01 2220 123 000 0000 002	Temp Emp - Teach/Prof - Sub - Library	\$500.00	\$0.00	\$0.00	0.00
01 2220 132 000 0000 001	Library/Media Services - OT	\$0.00	\$0.00	\$958.13	0.00
01 2220 132 000 0000 002	Library/Media Services - OT	\$0.00	\$0.00	\$8.79	0.00
01 2220 151 000 0000 000	Reg Emp - Teach/Prof - Library	\$0.00	\$0.00	\$25.00	0.00
01 2220 151 000 0000 001	LIBRARY SUB-S	\$0.00	\$0.00	\$0.00	0.00
01 2220 152 000 0000 001	LIBRARY SUB-S	\$0.00	\$0.00	\$87.50	0.00
01 2220 211 000 0000 000	Group Ins - Library/Media	\$0.00	\$1,402.68	\$13,422.48	0.00
01 2220 211 000 0000 001	LIBRARY HEALTH INS.-S	\$22,000.00	\$0.00	\$0.00	0.00
01 2220 211 000 0000 002	LIBRARY HEALTH INS.-E	\$15,684.00	\$0.00	\$0.00	0.00
01 2220 212 000 0000 001	Group Insurance - Instructional Aides	\$0.00	\$369.66	\$4,406.32	0.00
01 2220 212 000 0000 002	Group Insurance - Instructional Aides	\$0.00	\$554.48	\$4,990.32	0.00
01 2220 220 000 0000 000	Social Security - Library/Media	\$0.00	\$0.00	\$4.59	0.00
01 2220 221 000 0000 000	Social Security - Library/Media	\$0.00	\$397.97	\$3,845.59	0.00
01 2220 221 000 0000 001	LIBRARY SOC. SEC.-S	\$2,961.00	\$0.00	\$0.00	0.00
01 2220 221 000 0000 002	LIBRARY SOC. SEC.-E	\$5,232.00	\$0.00	\$0.00	0.00
01 2220 222 000 0000 001	Social Security - Instructional Aides	\$0.00	\$77.17	\$831.85	0.00
01 2220 222 000 0000 002	Social Security - Instructional Aides	\$0.00	\$125.26	\$1,256.49	0.00
01 2220 223 000 0000 000	Temp Emp - Teach/Prof - Sub - Library	\$0.00	\$38.25	\$103.26	0.00
01 2220 230 000 0000 000	Social Security - Sub	\$0.00	\$0.00	\$4.41	0.00
01 2220 231 000 0000 000	Retirement - Library/Media	\$0.00	\$409.98	\$3,855.19	0.00

Account Number	Account Description	Revised Budget	Expended During Month	Expenditures to Date	% of Budget
01 2220 231 000 0000 001	LIBRARY RETIREMENT-S	\$2,847.00	\$0.00	\$0.00	0.00
01 2220 231 000 0000 002	LIBRARY RETIREMENT-E	\$5,029.00	\$0.00	\$0.00	0.00
01 2220 232 000 0000 001	Retirement - Instructional Aides	\$0.00	\$80.64	\$750.01	0.00
01 2220 232 000 0000 002	Retirement - Instructional Aides	\$0.00	\$120.39	\$1,203.70	0.00
01 2220 237 000 0000 000	Inc Retirement - Library/Media	\$0.00	\$140.79	\$1,325.44	0.00
01 2220 237 000 0000 001	LIBRARY RETIREMENT-S	\$978.00	\$27.69	\$257.54	26.33
01 2220 237 000 0000 002	LIBRARY RETIREMENT-E	\$1,727.00	\$41.34	\$413.31	23.93
01 2220 281 000 0000 000	HSA	\$0.00	\$199.59	\$997.95	0.00
01 2220 290 000 0000 000	Other Benefits - Library/Media	\$0.00	\$0.00	\$60.00	0.00
01 2220 292 000 0000 001	Other Benefits - Library/Media	\$0.00	\$0.00	\$15.00	0.00
01 2220 330 000 0000 000	Employee Training & Development Services	\$0.00	\$0.00	\$269.00	0.00
01 2220 580 000 0000 001	Travel Trans, Meals, Hotel Library	\$150.00	\$0.00	\$0.00	0.00
01 2220 580 000 0000 002	Travel Trans, Meals, Hotel Library	\$150.00	\$0.00	\$0.00	0.00
01 2220 610 000 0000 000	Supplies Library	\$0.00	\$0.00	\$0.00	0.00
01 2220 610 000 0000 001	Supplies Library	\$1,500.00	\$0.00	\$229.70	15.31
01 2220 610 000 0000 002	Supplies Library	\$1,250.00	\$1,469.76	\$2,731.01	218.48
01 2220 640 000 0000 000	Books & Periodicals Library/Media	\$0.00	\$0.00	\$0.00	0.00
01 2220 640 000 0000 001	Books & Periodicals Library/Media	\$6,400.00	\$0.00	\$2,925.28	45.71
01 2220 640 000 0000 002	Books & Periodicals Library/Media	\$4,750.00	\$69.99	\$5,323.27	112.83
01 2220 641 000 0000 001	E-Books Library/Media	\$0.00	\$0.00	\$0.00	0.00
01 2220 641 000 0000 002	E-Books Library/Media	\$0.00	\$0.00	\$0.00	0.00
01 2220 643 000 0000 001	Web/Cloud Based Software Library/Media	\$600.00	\$599.00	\$599.00	99.83
01 2220 643 000 0000 002	Web/Cloud Based Software Library/Media	\$600.00	\$599.00	\$599.00	99.83
01 2220 650 000 0000 001	Supplies Technology Related Library	\$0.00	\$0.00	\$0.00	0.00
2220	Library/Media Services	\$195,941.00	\$15,533.49	\$131,926.62	67.35
01 2223 114 000 0000 000	Reg Emp - Technical Staff	\$0.00	\$0.00	\$0.00	0.00
01 2223 211 000 0000 001	TECH. COORD. INS.-S	\$0.00	\$0.00	\$0.00	0.00
01 2223 211 000 0000 002	TECH. COORD. INS.-E	\$0.00	\$0.00	\$0.00	0.00
01 2223 214 000 0000 000	Group Insurance - Technical Staff	\$0.00	\$0.00	\$0.00	0.00
01 2223 221 000 0000 001	TECH. COORD. SOC.SEC.-S	\$0.00	\$0.00	\$0.00	0.00
01 2223 221 000 0000 002	TECH. COORD. SOC.SEC.-E	\$0.00	\$0.00	\$0.00	0.00
01 2223 224 000 0000 000	Social Security - Technical Staff	\$0.00	\$0.00	\$0.00	0.00
01 2223 231 000 0000 001	TECH. COORD. RET.-S	\$0.00	\$0.00	\$0.00	0.00
01 2223 231 000 0000 002	TECH. COORD. RET.-E	\$0.00	\$0.00	\$0.00	0.00
01 2223 234 000 0000 000	Retirement - Technical Staff	\$0.00	\$0.00	\$0.00	0.00
01 2223 237 000 0000 000	Increased Retirement	\$0.00	\$0.00	\$0.00	0.00

Account Number	Account Description	Revised Budget	Expended During Month	Expenditures to Date	% of Budget
01 2223 237 000 0000 001	TECH. COORD. RET.-S	\$0.00	\$0.00	\$0.00	0.00
01 2223 237 000 0000 002	TECH. COORD. RET.-E	\$0.00	\$0.00	\$0.00	0.00
01 2223 281 000 0000 001	TECH COORD - HSA Deduction	\$0.00	\$0.00	\$0.00	0.00
01 2223 281 000 0000 002	TECH COORD - HSA Deduction	\$0.00	\$0.00	\$0.00	0.00
01 2223 284 000 0000 000	Health Benefits (HSA) Technical Staff	\$0.00	\$0.00	\$0.00	0.00
01 2223 580 000 0000 000	Travel Trans, Meals, Hotel Audio-Visual	\$0.00	\$0.00	\$0.00	0.00
01 2223 580 000 0000 001	Travel Trans, Meals, Hotel Audio-Visual	\$0.00	\$0.00	\$0.00	0.00
01 2223 580 000 0000 002	Travel Trans, Meals, Hotel Audio-Visual	\$0.00	\$0.00	\$0.00	0.00
2223	Audio-Visual Services	\$0.00	\$0.00	\$0.00	0.00
01 2224 382 000 0000 000	Dist Ed & Telecommunications	\$0.00	\$0.00	\$943.65	0.00
01 2224 382 000 0000 001	Dist Ed & Telecommunications-Dist Learn	\$7,000.00	\$0.00	\$4,876.94	69.67
01 2224 382 000 0000 002	Dist Ed & Telecommunications-Dist Learn	\$2,000.00	\$0.00	\$0.00	0.00
2224	Educational Television Services	\$9,000.00	\$0.00	\$5,820.59	64.67
01 2230 111 000 0000 000	Reg Emp - Teach/Prof - Instr Rel Tech	\$0.00	\$2,236.00	\$20,124.00	0.00
01 2230 114 000 0000 000	Reg Emp - Technical Staff	\$59,000.00	\$4,916.67	\$44,250.03	75.00
01 2230 211 000 0000 000	Group Ins - Instruction Technology	\$0.00	\$526.00	\$4,734.00	0.00
01 2230 214 000 0000 000	Group Ins Technical Staff	\$20,220.00	\$1,475.00	\$13,275.00	65.65
01 2230 221 000 0000 000	Soc Sec - Instruction Technology	\$0.00	\$165.76	\$1,491.91	0.00
01 2230 224 000 0000 000	Social Security - Tech Staff	\$0.00	\$353.00	\$3,187.70	0.00
01 2230 231 000 0000 000	Retirement - Instruction Technology	\$4,338.00	\$164.41	\$1,479.69	34.11
01 2230 234 000 0000 000	Retirement - Instruction Technology	\$0.00	\$361.52	\$3,263.95	0.00
01 2230 237 000 0000 000	Inc Retirement - Instruction Technology	\$0.00	\$180.60	\$1,628.94	0.00
01 2230 281 000 0000 000	HSA - Instruction Technology	\$0.00	\$74.84	\$673.60	0.00
01 2230 284 000 0000 000	HSA - Instruction Technology	\$0.00	\$210.09	\$1,890.81	0.00
01 2230 294 000 0000 000	Other Benefits - Technical Staff	\$0.00	\$0.00	\$140.00	0.00
01 2230 382 000 0000 000	Dist Ed/Telecommunications Inst Related	\$0.00	\$0.00	\$188.72	0.00
01 2230 580 000 0000 000	TravelTrans, Meals, Hotel Instr Tech	\$0.00	\$0.00	\$0.00	0.00
01 2230 591 000 0000 000	Services Purchased from ESU	\$0.00	\$0.00	\$156.00	0.00
01 2230 610 000 0000 000	Instr Related Tech General Supplies	\$0.00	\$62.50	\$258.54	0.00
01 2230 643 000 0000 000	Web/Cloud Based Software-Inst Tech	\$0.00	\$0.00	\$0.00	0.00
01 2230 643 000 0000 001	Web/Cloud Based Software Inst Tech	\$0.00	\$0.00	\$2,400.00	0.00
01 2230 650 000 0000 000	Supplies Technology Related Inst Tech	\$0.00	\$0.00	\$29.00	0.00
01 2230 650 000 0000 001	Supplies Technology Related Instr Tech	\$0.00	\$0.00	\$224.88	0.00
01 2230 650 000 0000 002	Supplies Technology Related Instr Tech	\$0.00	\$0.00	\$0.00	0.00
2230	Instruction-Related Technology	\$83,558.00	\$10,726.39	\$99,396.77	118.96

Account Number	Account Description	Revised Budget	Expended During Month	Expenditures to Date	% of Budget
01 2290 610 000 0000 000	Supplies Support Services Instr Staff	\$0.00	\$0.00	\$582.10	0.00
2290	Other Support Services-Instr Staff	\$0.00	\$0.00	\$582.10	0.00
01 2310 310 000 0000 000	Official/Administrative Services	\$1,000.00	\$0.00	\$5,330.00	533.00
01 2310 315 000 0000 000	Accounting/Auditing Services	\$13,850.00	\$0.00	\$17,850.00	128.88
01 2310 317 000 0000 000	Contracted Legal Services	\$0.00	\$0.00	\$0.00	0.00
01 2310 330 000 0000 000	Emp Trng/Development Board of Ed	\$0.00	\$0.00	\$871.00	0.00
01 2310 340 000 0000 000	Other Prof Services Board of Education	\$0.00	\$0.00	\$250.00	0.00
01 2310 352 000 0000 000	Other Professional Serv Board of Ed	\$2,100.00	\$0.00	\$0.00	0.00
01 2310 521 000 0000 000	Fidelity Bond - Board of Education	\$130.00	\$0.00	\$195.00	150.00
01 2310 540 000 0000 000	Advertising Board of Education	\$8,000.00	\$209.22	\$6,041.70	75.52
01 2310 580 000 0000 000	Travel Trans, Meals, Hotel Board of Ed	\$2,000.00	\$88.00	\$304.59	15.23
01 2310 610 000 0000 000	Supplies Board of Education	\$2,000.00	\$201.51	\$699.78	34.99
01 2310 643 000 0000 000	Web/Cloud Based Software Board of Ed	\$3,100.00	\$0.00	\$3,595.00	115.97
01 2310 650 000 0000 000	Supplies Technology Related Board of Ed	\$900.00	\$0.00	\$0.00	0.00
01 2310 810 000 0000 000	Dues and Fees Board of Education	\$5,500.00	\$23.00	\$5,172.00	94.04
01 2310 890 000 0000 000	Misc Exp Board of Education	\$100.00	\$0.00	\$0.00	0.00
2310	Board of Education	\$38,680.00	\$521.73	\$40,309.07	104.21
01 2320 105 000 0000 000	Superintendent Salary	\$142,000.00	\$11,833.33	\$106,499.97	75.00
01 2320 110 000 0000 000	Reg Emp - Non-Instr - Exec Admin	\$71,902.00	\$116.96	\$800.27	1.11
01 2320 130 000 0000 000	Executive Admin - OT	\$0.00	\$0.00	\$0.00	0.00
01 2320 210 000 0000 000	Group Insurance - Non Instructional	\$41,212.00	\$0.00	\$0.00	0.00
01 2320 215 000 0000 000	Group Insurance - Superintendent	\$0.00	\$1,402.68	\$12,624.12	0.00
01 2320 220 000 0000 000	Social Security - Non-Instructional	\$16,362.00	\$8.95	\$61.22	0.37
01 2320 225 000 0000 000	Social Security - Superintendent	\$4,512.00	\$880.00	\$7,289.02	161.55
01 2320 230 000 0000 000	Retirement - Non-Instructional	\$15,726.00	\$8.60	\$58.84	0.37
01 2320 235 000 0000 000	Retirement Superintendent	\$0.00	\$870.08	\$7,830.72	0.00
01 2320 237 000 0000 000	Increased Retirement	\$6,888.00	\$301.74	\$2,709.30	39.33
01 2320 280 000 0000 000	Health Benefits (HSA) Non-Instructional	\$0.00	\$0.00	\$0.00	0.00
01 2320 285 000 0000 000	Health Benefits (HSA) Superintendent	\$7,000.00	\$199.59	\$1,796.31	25.66
01 2320 330 000 0000 000	Employee Trng Executive Admin	\$0.00	(\$150.00)	\$699.00	0.00
01 2320 333 000 0000 000	Mileage Paid to Staff	\$0.00	\$0.00	\$43.60	0.00
01 2320 580 000 0000 000	Travel Trans, Meals, Hotel Executive Adm	\$2,300.00	\$245.38	\$651.73	28.34
01 2320 610 000 0000 000	Supplies Executive Administration	\$850.00	\$229.01	\$552.76	65.03
01 2320 643 000 0000 000	Web/Cloud Based Software Exec Admin	\$200.00	\$0.00	\$0.00	0.00
01 2320 650 000 0000 000	Supplies Technology Related Exec Admin	\$5,600.00	\$0.00	\$0.00	0.00
01 2320 810 000 0000 000	Dues and Fees Executive Admin	\$1,200.00	\$885.00	\$1,215.00	101.25

Account Number	Account Description	Revised Budget	Expended During Month	Expenditures to Date	% of Budget
01 2320 890 000 0000 000	Misc Exp Executive Admin	\$100.00	\$0.00	\$0.00	0.00
2320	Executive Administration	\$315,852.00	\$16,831.32	\$142,831.86	45.22
01 2330 317 000 0000 000	Contracted Legal Services	\$10,000.00	\$0.00	\$15,022.50	150.23
2330	District Legal Services	\$10,000.00	\$0.00	\$15,022.50	150.23
01 2410 110 000 0000 001	Reg Emp - Non-Instr - Principal Office	\$24,521.00	\$2,725.03	\$23,066.89	94.07
01 2410 110 000 0000 002	Reg Emp - Non-Instr - Principal Office	\$26,461.00	\$2,563.28	\$23,260.98	87.91
01 2410 111 000 0000 001	Reg Emp - Teach/Prof - Principal	\$113,000.00	\$9,416.67	\$84,750.03	75.00
01 2410 111 000 0000 002	Reg Emp - Teach/Prof - Principal	\$139,875.00	\$11,656.25	\$104,906.25	75.00
01 2410 111 000 1190 002	Reg Emp - Teach/Prof - Principal - EC	\$0.00	\$3,406.25	\$30,656.25	0.00
01 2410 120 000 0000 001	Temp Emp - Non Instr - Principal Office	\$250.00	\$0.00	\$79.08	31.63
01 2410 120 000 0000 002	Temp Emp - Non Instr - Principal Office	\$250.00	\$0.00	\$160.58	64.23
01 2410 130 000 0000 001	Office of the Principal - OT	\$0.00	\$55.90	\$1,964.03	0.00
01 2410 130 000 0000 002	PRINCIPAL CLERICAL SAL.-E	\$0.00	\$0.00	\$979.49	0.00
01 2410 210 000 0000 001	Group Insurance - Non Instructional	\$27,359.00	\$708.50	\$6,376.50	23.31
01 2410 210 000 0000 002	Group Insurance - Non Instructional	\$36,973.00	\$634.00	\$5,706.00	15.43
01 2410 211 000 0000 001	PRINCIPAL HEALTH INS.-S	\$0.00	\$1,602.27	\$14,420.43	0.00
01 2410 211 000 0000 002	PRINCIPAL HEALTH INS.-E	\$0.00	\$2,403.41	\$21,630.69	0.00
01 2410 211 000 1190 002	Group Ins - Office of Princ - PreSchool	\$0.00	\$801.13	\$7,210.17	0.00
01 2410 220 000 0000 001	Social Security - Non-Instructional	\$10,520.00	\$212.73	\$1,920.88	18.26
01 2410 220 000 0000 002	Social Security - Non-Instructional	\$12,724.00	\$187.04	\$1,785.85	14.04
01 2410 221 000 0000 001	PRINCIPAL SOC. SEC.-S	\$0.00	\$691.91	\$6,227.19	0.00
01 2410 221 000 0000 002	PRINCIPAL SOC. SEC.-E	\$0.00	\$870.36	\$7,833.18	0.00
01 2410 221 000 1190 002	Social Security - Principal - Preschool	\$0.00	\$252.46	\$2,272.05	0.00
01 2410 230 000 0000 001	Retirement - Non-Instructional	\$10,111.00	\$204.47	\$1,840.43	18.20
01 2410 230 000 0000 002	Retirement - Non-Instructional	\$12,230.00	\$188.47	\$1,782.33	14.57
01 2410 231 000 0000 001	PRINCIPAL RETIREMENT-S	\$0.00	\$692.39	\$6,231.51	0.00
01 2410 231 000 0000 002	PRINCIPAL RETIREMENT-E	\$0.00	\$857.06	\$7,713.57	0.00
01 2410 231 000 1190 002	Retirement - Office of Princ - PreSchool	\$0.00	\$250.45	\$2,254.06	0.00
01 2410 237 000 0000 001	PRINCIPAL RETIREMENT-S	\$3,472.00	\$307.99	\$2,771.96	79.84
01 2410 237 000 0000 002	PRINCIPAL RETIREMENT-E	\$4,199.00	\$359.04	\$3,260.97	77.66
01 2410 237 000 1190 002	Inc Ret - Office of Princ - PreSchool	\$0.00	\$86.01	\$774.09	0.00
01 2410 280 000 0000 002	Health Benefits (HSA) Non-Instructional	\$0.00	\$74.50	\$670.50	0.00
01 2410 281 000 0000 002	PRINCIPAL - HSA Deduction	\$1,000.00	\$0.00	\$0.00	0.00
01 2410 330 000 0000 002	Empl Training & Development	\$0.00	\$0.00	\$210.00	0.00
01 2410 580 000 0000 001	Travel Trans, Meals, Hotel Principal	\$1,250.00	\$0.00	\$9.27	0.74
01 2410 580 000 0000 002	Travel Trans, Meals, Hotel Principal	\$1,250.00	\$0.00	(\$10.00)	6.72

Account Number	Account Description	Revised Budget	Expended During Month	Expenditures to Date	% of Budget
01 2410 610 000 0000 000	Supplies Office of Principal	\$0.00	\$0.00	\$114.35	0.00
01 2410 610 000 0000 001	Supplies Office of Principal	\$300.00	\$26.43	\$359.12	119.71
01 2410 610 000 0000 002	Supplies Office of the Principal	\$100.00	\$596.85	\$596.85	596.85
01 2410 650 000 0000 001	Supplies Technology Related Principal	\$500.00	\$0.00	\$0.00	0.00
01 2410 650 000 0000 002	Supplies Technology Related Principal	\$500.00	\$0.00	\$0.00	0.00
01 2410 810 000 0000 001	Dues & Fees Principal	\$1,000.00	\$585.00	\$585.00	58.50
01 2410 810 000 0000 002	Dues & Fees Principal	\$750.00	\$905.00	\$925.00	123.33
2410	Office of the Principal	\$428,595.00	\$43,320.85	\$375,295.53	87.59
01 2490 111 000 0000 000	Reg Emp - Teach/Prof - Other Admin	\$0.00	\$7,475.00	\$67,275.00	0.00
01 2490 211 000 0000 000	Group Ins - Activity/Athletic Director	\$0.00	\$52.18	\$469.62	0.00
01 2490 221 000 0000 000	Soc Sec - Activity/Athletic Director	\$0.00	\$566.20	\$5,095.84	0.00
01 2490 231 000 0000 000	Ret - Activity/Athletic Director	\$0.00	\$549.63	\$4,946.62	0.00
01 2490 237 000 0000 000	Inc Ret - Activity/Athletic Director	\$0.00	\$188.74	\$1,698.67	0.00
01 2490 810 000 0000 000	Dues and Fees Activity/Athletic Director	\$0.00	\$0.00	\$210.00	0.00
2490	Activity/Athletic Director	\$0.00	\$8,831.75	\$79,695.75	0.00
01 2510 110 000 0000 000	Reg Emp - Non-Instr - District Office	\$40,960.00	\$8,181.46	\$71,985.61	175.75
01 2510 130 000 0000 000	BOARD SECRETARY SALARY-S	\$0.00	\$529.70	\$4,967.98	0.00
01 2510 210 000 0000 000	Group Insurance - Non Instructional	\$7,392.00	\$1,953.81	\$17,584.29	237.88
01 2510 211 000 0000 001	BOARD SEC. HEALTH INS.-S	\$0.00	\$0.00	\$0.00	0.00
01 2510 211 000 0000 002	BOARD SEC. HEALTH INS.-E	\$0.00	\$0.00	\$0.00	0.00
01 2510 220 000 0000 000	Social Security - Non-Instructional	\$3,132.00	\$612.24	\$5,371.26	171.50
01 2510 221 000 0000 001	BOARD SEC. SOC. SEC.-S	\$0.00	\$0.00	\$0.00	0.00
01 2510 221 000 0000 002	BOARD SEC. SOC. SEC.-E	\$0.00	\$0.00	\$0.00	0.00
01 2510 222 000 0000 001	Social Security	\$0.00	\$0.00	\$0.00	0.00
01 2510 222 000 0000 002	Social Security	\$0.00	\$0.00	\$0.00	0.00
01 2510 230 000 0000 000	Retirement - Non-Instructional	\$3,010.00	\$640.51	\$5,660.46	188.06
01 2510 231 000 0000 001	BOARD SECRETARY RET.-S	\$0.00	\$0.00	\$0.00	0.00
01 2510 231 000 0000 002	BOARD SECRETARY RET.-E	\$0.00	\$0.00	\$0.00	0.00
01 2510 232 000 0000 001	Retirement	\$0.00	\$0.00	\$0.00	0.00
01 2510 232 000 0000 002	Retirement	\$0.00	\$0.00	\$0.00	0.00
01 2510 237 000 0000 000	Increased Retirement	\$1,034.00	\$219.95	\$1,943.84	187.99
01 2510 237 000 0000 001	BOARD SECRETARY RET.-S	\$0.00	\$0.00	\$0.00	0.00
01 2510 237 000 0000 002	BOARD SECRETARY RET.-E	\$0.00	\$0.00	\$0.00	0.00
01 2510 280 000 0000 000	Health Benefits (HSA) Non-Instructional	\$0.00	\$184.02	\$1,656.18	0.00
01 2510 281 000 0000 001	BRD SEC - HSA Deduction	\$500.00	\$0.00	\$0.00	0.00
01 2510 281 000 0000 002	BRD SEC - HSA Deduction	\$500.00	\$0.00	\$0.00	0.00

EXPENDITURE REPORT

May, 2019

Account Number	Account Description	Revised Budget	Expended During Month	Expenditures to Date	% of Budget
01 2510 290 000 0000 000	Other Benefits Non-Instructional	\$0.00	\$0.00	\$30.00	0.00
01 2510 330 000 0000 000	Emp Trng & Development Serv Fiscal Serv	\$0.00	\$0.00	\$150.00	0.00
01 2510 350 000 0000 000	Technical Services - Oper of Business	\$0.00	\$0.00	\$163.00	0.00
01 2510 350 000 0000 001	Technical Services - Oper of Business	\$2,250.00	\$0.00	\$95.00	4.22
01 2510 350 000 0000 002	Technical Services - Oper of Business	\$2,250.00	\$22.00	\$106.00	4.71
01 2510 350 000 1190 002	Technical Services PreSchool	\$0.00	\$0.00	\$32.00	0.00
01 2510 352 000 0000 002	Other Prof Services - Oper of Business	\$0.00	\$0.00	(\$78.95)	0.00
01 2510 382 000 0000 000	Dist Ed & Telecommunications	\$0.00	\$573.35	\$2,447.93	0.00
01 2510 382 000 0000 001	Dist Ed & Telecommunications	\$8,000.00	\$579.79	\$5,469.87	68.37
01 2510 382 000 0000 002	Dist Ed & Telecommunications	\$5,500.00	\$221.63	\$2,059.57	37.45
01 2510 520 000 0000 000	Insurance	\$0.00	\$0.00	\$1,681.00	0.00
01 2510 531 000 0000 000	Postage	\$0.00	\$146.65	\$3,032.75	0.00
01 2510 531 000 0000 001	Postage - Oper of Business	\$6,000.00	\$510.25	\$3,128.64	52.14
01 2510 531 000 0000 002	Postage - Oper of Business	\$3,500.00	\$120.86	\$670.34	19.15
01 2510 531 000 1141 002	Postage - Oper of Business	\$0.00	\$0.00	\$41.99	0.00
01 2510 580 000 0000 000	Travel: Expenditures-Trans, Meals, Hotel	\$0.00	\$0.00	\$28.86	0.00
01 2510 610 000 0000 000	Supplies Fiscal Services	\$0.00	\$453.00	\$1,174.68	0.00
01 2510 610 000 0000 001	Supplies Fiscal Services	\$1,000.00	\$0.00	\$0.00	0.00
01 2510 610 000 0000 002	Supplies Fiscal Services	\$1,000.00	\$0.00	\$0.00	0.00
01 2510 640 000 0000 001	Books & Periodicals Fiscal Services	\$0.00	\$0.00	\$0.00	0.00
01 2510 640 000 0000 002	Books & Periodicals Fiscal Services	\$0.00	\$0.00	\$0.00	0.00
01 2510 643 000 0000 000	Web/Cloud Based Software Fiscal Serv	\$0.00	\$2,100.00	\$2,375.00	0.00
01 2510 643 000 0000 001	Web/Cloud Based Software Fiscal Serv	\$1,000.00	\$0.00	\$0.00	0.00
01 2510 643 000 0000 002	Web/Cloud Based Software Fiscal Serv	\$1,000.00	\$0.00	\$0.00	0.00
01 2510 650 000 0000 001	Supplies Technology Related Fiscal Serv	\$2,250.00	\$0.00	\$0.00	0.00
01 2510 650 000 0000 002	Supplies Technology Related Fiscal Serv	\$2,250.00	\$0.00	\$0.00	0.00
01 2510 810 000 0000 000	Dues and Fees	\$0.00	\$0.00	\$30.00	0.00
01 2510 810 000 0000 001	Dues & Fees Fiscal Services	\$15,000.00	\$0.00	\$0.00	0.00
01 2510 810 000 0000 002	Dues & Fees Fiscal Services	\$15,000.00	\$0.00	\$0.00	0.00
01 2510 890 000 0000 000	Miscellaneous Expenditures	\$0.00	(\$100.00)	\$13.00	0.00
01 2510 890 000 0000 001	Misc Exp Fiscal Services	\$0.00	\$0.00	\$0.00	0.00
2510	Fiscal Services	\$122,528.00	\$16,949.22	\$131,820.30	107.58
01 2515 352 000 0000 001	Other Professional Services	\$0.00	\$0.00	\$0.00	0.00
01 2515 520 000 0000 001	Insurance	\$0.00	\$0.00	\$0.00	0.00
01 2515 720 000 0000 001	Buildings-Acquiring Buildings & Const	\$0.00	\$0.00	\$0.00	0.00
2515	Building & Sites	\$0.00	\$0.00	\$0.00	0.00

Account Number	Account Description	Revised Budget	Expended During Month	Expenditures to Date	% of Budget
01 2570 330 000 0000 000	Emp Trng & Development Serv Personnel	\$0.00	\$0.00	\$0.00	0.00
01 2570 580 000 0000 000	Travel Tran, Meals Hotel Personnel Serv	\$0.00	\$0.00	\$184.40	0.00
01 2570 810 000 0000 000	Dues and Fees Personnal Services	\$0.00	\$0.00	\$0.00	0.00
2570	Personnel Services	\$0.00	\$0.00	\$184.40	0.00
01 2590 110 000 0000 000	Reg Emp - Non-Instr - Other Office	\$0.00	\$1,389.10	\$10,900.78	0.00
01 2590 130 000 0000 000	BOARD SECRETARY SALARY-S	\$0.00	\$85.37	\$920.34	0.00
01 2590 210 000 0000 000	Group Ins - Central Services	\$0.00	\$270.79	\$1,515.63	0.00
01 2590 220 000 0000 000	Soc Sec - Central Services	\$0.00	\$74.14	\$713.37	0.00
01 2590 230 000 0000 000	Retirement - Central Services	\$0.00	\$108.41	\$856.59	0.00
01 2590 237 000 0000 000	Inc Retirement - Central Services	\$0.00	\$37.23	\$294.18	0.00
01 2590 280 000 0000 000	HSA	\$0.00	\$37.25	\$186.25	0.00
01 2590 290 000 0000 000	Other Benefit - Non-Instr - Other Office	\$0.00	\$0.00	\$30.00	0.00
2590	Central Services - Other	\$0.00	\$2,002.29	\$15,417.14	0.00
01 2610 110 000 0000 000	Reg Emp - Non-Instr - Op of Bldgs	\$43,510.00	\$779.47	\$4,519.12	10.39
01 2610 110 000 0000 001	Reg Emp - Non-Instr - Op of Bldgs	\$116,805.00	\$8,444.45	\$80,161.15	68.63
01 2610 110 000 0000 002	Reg Emp - Non-Instr - Op of Bldgs	\$138,929.00	\$8,110.89	\$76,421.96	55.01
01 2610 111 000 0000 001	Reg Emp - Teach/Prof - Op Bldgs	\$0.00	\$0.00	\$0.00	0.00
01 2610 111 000 0000 002	Reg Emp - Teach/Prof - Op Bldgs	\$0.00	\$0.00	\$0.00	0.00
01 2610 120 000 0000 002	Temp Emp - Non-Instr - Op Bldgs	\$0.00	\$531.00	\$2,296.08	0.00
01 2610 122 000 0000 001	CUSTODIAL SALARIES SUB-S	\$2,500.00	\$0.00	\$0.00	0.00
01 2610 122 000 0000 002	CUSTODIAL SALARIES SUB-E	\$1,000.00	\$0.00	\$22.77	2.28
01 2610 123 000 0000 001	CUSTODIAL SUB-S	\$0.00	\$0.00	\$0.00	0.00
01 2610 123 000 0000 002	CUSTODIAL SUB-E	\$0.00	\$0.00	\$0.00	0.00
01 2610 130 000 0000 000	Custodial Services - OT	\$0.00	\$0.00	\$30.94	0.00
01 2610 130 000 0000 001	Custodial Services - OT	\$0.00	\$965.68	\$6,442.99	0.00
01 2610 130 000 0000 002	Custodial Services - OT	\$0.00	\$427.14	\$6,582.48	0.00
01 2610 210 000 0000 000	Group Ins - Operation of Bldgs	\$0.00	\$18.43	\$367.76	0.00
01 2610 210 000 0000 001	Group Insurance - Non Instructional	\$24,771.00	\$2,637.69	\$19,791.84	79.90
01 2610 210 000 0000 002	Group Insurance - Non Instructional	\$38,777.00	\$2,646.13	\$27,161.01	70.04
01 2610 211 000 0000 001	CUSTODIAL HEALTH INS.-S	\$0.00	\$0.00	\$0.00	0.00
01 2610 211 000 0000 002	CUSTODIAL HEALTH INS.-E	\$0.00	\$0.00	\$0.00	0.00
01 2610 220 000 0000 000	Soc Sec - Operation of Bldgs	\$0.00	\$59.56	\$346.65	0.00
01 2610 220 000 0000 001	Social Security - Non-Instructional	\$10,277.00	\$680.09	\$6,308.37	61.38
01 2610 220 000 0000 002	Social Security - Non-Instructional	\$12,292.00	\$665.20	\$6,230.61	50.69
01 2610 221 000 0000 001	CUSTODIAL SOC. SEC.-S	\$0.00	\$0.00	\$0.00	0.00
01 2610 221 000 0000 002	CUSTODIAL SOC. SEC.-E	\$0.00	\$0.00	\$0.00	0.00

EXPENDITURE REPORT

May, 2019

Account Number	Account Description	Revised Budget	Expended During Month	Expenditures to Date	% of Budget
01 2610 222 000 0000 002	Soc Sec - Operation of Bldgs	\$0.00	\$0.00	\$1.74	0.00
01 2610 230 000 0000 000	Ret - Operation of Bldgs	\$0.00	\$3.64	\$79.96	0.00
01 2610 230 000 0000 001	Retirement - Non-Instructional	\$9,438.00	\$682.05	\$6,190.39	65.59
01 2610 230 000 0000 002	Retirement - Non-Instructional	\$11,439.00	\$603.50	\$5,706.30	49.88
01 2610 231 000 0000 001	CUSTODIAL RETIREMENT-S	\$0.00	\$0.00	\$0.00	0.00
01 2610 231 000 0000 002	CUSTODIAL RETIREMENT-E	\$0.00	\$0.00	\$0.00	0.00
01 2610 237 000 0000 000	Inc Ret - Operation of Bldgs	\$0.00	\$1.25	\$27.45	0.00
01 2610 237 000 0000 001	CUSTODIAL RETIREMENT-S	\$3,242.00	\$234.22	\$2,125.83	65.57
01 2610 237 000 0000 002	CUSTODIAL RETIREMENT-E	\$3,928.00	\$207.25	\$1,959.58	49.89
01 2610 290 000 0000 000	CUSTODIAL SALARIES-S	\$0.00	\$0.00	\$0.00	0.00
01 2610 290 000 0000 001	CUSTODIAL OTHER BENEFITS-S	\$700.00	\$0.00	\$540.00	77.14
01 2610 290 000 0000 002	CUSTODIAL OTHER BENEFITS-E	\$800.00	\$0.00	\$720.00	90.00
01 2610 350 000 0000 001	Technical Services - Oper of Bldgs	\$50.00	\$0.00	\$0.00	0.00
01 2610 350 000 0000 002	Technical Services - Oper of Bldgs	\$50.00	\$0.00	\$0.00	0.00
01 2610 352 000 0000 000	Other Prof Services - Oper of Bldgs	\$0.00	\$0.00	\$355.00	0.00
01 2610 352 000 0000 001	Other Prof Services - Oper of Bldgs	\$22,000.00	\$0.00	\$3,985.00	18.11
01 2610 352 000 0000 002	Other Prof Services - Oper of Bldgs	\$22,000.00	\$915.00	\$3,005.00	13.66
01 2610 410 000 0000 000	Water & Sewage	\$0.00	\$410.15	\$3,863.75	0.00
01 2610 410 000 0000 001	Water & Sewage	\$20,300.00	\$177.40	\$4,321.44	21.29
01 2610 410 000 0000 002	Water & Sewage	\$14,300.00	\$1,032.40	\$8,930.27	62.45
01 2610 430 000 0000 001	Repairs & Maint Services Oper of Bldgs	\$0.00	\$30.00	\$30.00	0.00
01 2610 430 000 0000 002	Repairs & Maint Services Oper of Bldgs	\$0.00	\$0.00	\$75.00	0.00
01 2610 442 000 0000 000	Rentals of Equip & Vehicles	\$0.00	\$0.00	\$217.22	0.00
01 2610 580 000 0000 001	Travel Trans, Meals, Hotel Custodial	\$0.00	\$0.00	\$0.00	0.00
01 2610 580 000 0000 002	Travel Trans, Meals, Hotel Custodial	\$0.00	\$0.00	\$0.00	0.00
01 2610 610 000 0000 000	Supplies Oper of Bldgs	\$0.00	\$1,860.00	\$4,581.51	0.00
01 2610 610 000 0000 001	Supplies Operation of Bldgs.	\$0.00	\$1,434.27	\$19,718.58	0.00
01 2610 610 000 0000 002	Supplies Operation of Bldgs	\$0.00	\$379.53	\$8,109.90	0.00
01 2610 621 000 0000 000	Natural Gas	\$0.00	\$1,290.16	\$11,470.32	0.00
01 2610 621 000 0000 001	Natural Gas	\$33,000.00	\$1,963.24	\$18,651.29	56.52
01 2610 621 000 0000 002	Natural Gas	\$50,000.00	\$3,802.32	\$31,711.89	63.42
01 2610 622 000 0000 000	Electricity	\$0.00	\$328.42	\$4,220.45	0.00
01 2610 622 000 0000 001	Electricity	\$46,000.00	\$3,496.81	\$36,856.68	80.12
01 2610 622 000 0000 002	Electricity	\$44,000.00	\$2,758.74	\$29,316.63	66.63
2610	Operation of Buildings	\$670,108.00	\$47,576.08	\$443,454.91	67.10
01 2620 110 000 0000 000	Reg Emp - Non-Instr - Maint of Bldgs	\$0.00	\$2,236.01	\$20,124.09	0.00

EXPENDITURE REPORT

May, 2019

Account Number	Account Description	Revised Budget	Expended During Month	Expenditures to Date	% of Budget
01 2620 210 000 0000 000	Group Ins - Maintenance of Bldgs	\$0.00	\$19.57	\$176.13	0.00
01 2620 220 000 0000 000	Social Security - Maint of Bldgs	\$0.00	\$166.46	\$1,498.14	0.00
01 2620 230 000 0000 000	Ret - Maintenance of Bldgs	\$0.00	\$164.41	\$1,479.69	0.00
01 2620 237 000 0000 000	Inc Ret - Maintenance of Bldgs	\$0.00	\$56.46	\$508.14	0.00
01 2620 290 000 0000 000	Other Prof Services-Maint of Bldgs	\$0.00	\$15.00	\$135.00	0.00
01 2620 350 000 0000 001	Technical Services - Maint of Bldgs	\$6,500.00	\$0.00	\$1,886.00	29.02
01 2620 350 000 0000 002	Technical Services - Maint of Bldgs	\$6,500.00	\$0.00	\$0.00	0.00
01 2620 352 000 0000 000	Other Prof Services-Maint of Bldgs	\$0.00	\$0.00	\$2,021.36	0.00
01 2620 352 000 0000 001	Other Prof Services Maint of Bldg	\$45,000.00	\$1,290.00	\$13,423.50	29.83
01 2620 352 000 0000 002	Other Prof Services - Maint of Bldgs	\$40,000.00	\$2,850.00	\$20,539.50	51.35
01 2620 352 000 1102 001	Other Prof Services Greenhouse	\$0.00	\$0.00	\$180.00	0.00
01 2620 352 000 1190 002	Other Prof Services Maint of Bldgs	\$0.00	\$0.00	\$0.00	0.00
01 2620 420 000 0000 000	Cleaning Services Maint of Bldgs	\$0.00	\$0.00	\$0.00	0.00
01 2620 441 000 0000 001	Rentals of Land and Buildings	\$0.00	\$0.00	\$0.00	0.00
01 2620 441 000 0000 002	Rentals of Land and Buildings	\$0.00	\$0.00	\$0.00	0.00
01 2620 442 000 0000 000	Rentals of Equip & Vehicles Maint of Bld	\$200.00	\$0.00	\$0.00	0.00
01 2620 520 000 0000 000	Insurance - Maint of Bldgs	\$0.00	\$0.00	\$0.00	0.00
01 2620 520 000 0000 001	Insurance - Maint of Bldg	\$40,000.00	\$0.00	\$0.00	0.00
01 2620 520 000 0000 002	Insurance - Maint of Bldg	\$40,000.00	\$0.00	\$0.00	0.00
01 2620 580 000 0000 001	Travel Trans, Meals, Hotel Maint of Bldg	\$400.00	\$0.00	\$0.00	0.00
01 2620 580 000 0000 002	Travel Trans, Meals, Hotel Maint of Bldg	\$150.00	\$0.00	\$0.00	0.00
01 2620 610 000 0000 000	Supplies Maint of Bldgs	\$0.00	\$0.00	\$2,034.80	0.00
01 2620 610 000 0000 001	Supplies Maint of Bldgs	\$24,000.00	\$1,481.28	\$11,093.34	46.22
01 2620 610 000 0000 002	Supplies Maint of Bldgs	\$24,000.00	\$0.00	\$9,846.41	41.03
01 2620 643 000 0000 001	Web/Cloud Based Software Maint of Bldg	\$100.00	\$0.00	\$0.00	0.00
01 2620 643 000 0000 002	Web/Cloud Based Software Maint of Bldg	\$100.00	\$0.00	\$0.00	0.00
01 2620 650 000 0000 001	Supplies Technology Maint of Bldgs	\$100.00	\$0.00	\$0.00	0.00
01 2620 650 000 0000 002	Supplies Technology Related Maint of Bld	\$100.00	\$0.00	\$0.00	0.00
01 2620 720 000 0000 001	Buildings-Acquiring Buildings & Const	\$11,000.00	\$0.00	\$0.00	0.00
01 2620 733 000 0000 001	Furniture & Fixtures (>\$5,000) Maint Bld	\$15,000.00	\$0.00	\$0.00	0.00
01 2620 733 000 0000 002	Furniture & Fixtures (>\$5,000) Maint Bld	\$15,000.00	\$0.00	\$0.00	0.00
01 2620 810 000 0000 001	Dues & Fees Maint of Bldg	\$880,000.00	\$0.00	\$0.00	0.00
01 2620 810 000 0000 002	Dues & Fees Maint of Bldg	\$0.00	\$0.00	\$0.00	0.00
01 2620 831 000 0000 001	Redemption of Principal	\$0.00	\$0.00	\$0.00	0.00
01 2620 831 000 0000 002	Redemption of Principal Maint of Bldg	\$0.00	\$0.00	\$0.00	0.00
01 2620 835 000 0000 001	Interest on Short Term Debt	\$0.00	\$0.00	\$0.00	0.00

Account Number	Account Description	Revised Budget	Expended During Month	Expenditures to Date	% of Budget
01 2620 835 000 0000 002	Interest on Short-Term Debt	\$0.00	\$0.00	\$0.00	0.00
2620	Maintenance of Buildings	\$1,148,150.00	\$8,279.19	\$84,946.10	7.40
01 2630 420 000 0000 000	Cleaning Services - Upkeep of Grounds	\$0.00	\$6,978.57	\$35,714.28	0.00
01 2630 420 000 0000 001	Cleaning Services - Upkeep of Grounds	\$0.00	\$0.00	\$0.00	0.00
01 2630 420 000 0000 002	Cleaning Services - Upkeep of Grounds	\$0.00	\$0.00	\$0.00	0.00
01 2630 610 000 0000 000	Supplies Care & Upkeep of Grounds	\$0.00	\$1,052.50	\$4,699.22	0.00
01 2630 610 000 0000 001	Supplies Care & Upkeep of Grounds	\$27,500.00	\$0.00	\$0.00	0.00
01 2630 610 000 0000 002	Supplies Care & Upkeep of Grounds	\$25,000.00	\$0.00	\$0.00	0.00
2630	Care & Upkeep of Grounds	\$52,500.00	\$8,031.07	\$40,413.50	76.98
01 2650 352 000 9012 001	Other Prof Services Vehicle Maint	\$50.00	\$0.00	\$0.00	0.00
01 2650 352 000 9013 002	Other Prof Services Vehicle Maint	\$50.00	\$0.00	\$0.00	0.00
01 2650 430 000 0000 001	Repairs & Maint - Vehicle Oper	\$250.00	\$0.00	\$0.00	0.00
01 2650 430 000 0000 002	Repairs & Maint - Vehicle Oper	\$200.00	\$0.00	\$0.00	0.00
01 2650 430 000 9012 001	Repairs & Maint Services #12 Cust	\$0.00	\$0.00	\$37.00	0.00
01 2650 430 000 9013 002	Repairs & Maint Services #13 Cust	\$0.00	\$0.00	\$37.00	0.00
01 2650 626 000 0000 000	Gasoline Custodial	\$0.00	\$0.00	\$41.16	0.00
01 2650 626 000 0000 001	Gasoline Custodial	\$0.00	\$0.00	\$0.00	0.00
01 2650 626 000 9003 000	Gasoline - Skid Loader	\$0.00	\$47.96	\$303.47	0.00
01 2650 626 000 9003 001	Gasoline Skid Loader	\$0.00	\$5.83	\$234.95	0.00
01 2650 626 000 9012 001	Gasoline Veh Oper #12 HS PU (Cust)	\$600.00	\$0.00	\$281.53	46.92
01 2650 626 000 9013 002	Gasoline Veh Oper #13 PU (Cust)	\$400.00	\$0.00	\$30.00	7.50
01 2650 890 000 0000 001	Misc Exp Vehicle Operation	\$0.00	\$0.00	\$0.00	0.00
01 2650 890 000 0000 002	Misc Exp Vehicle Operation	\$0.00	\$0.00	\$0.00	0.00
2650	Vehicle Operation, Maint & Purchasing	\$1,550.00	\$53.79	\$965.11	62.27
01 2660 350 000 0000 001	Technical Services - Security	\$0.00	\$0.00	\$0.00	0.00
01 2660 350 000 0000 002	Technical Services - Security	\$0.00	\$0.00	\$0.00	0.00
01 2660 352 000 0000 000	Other Professional Services Security	\$0.00	\$0.00	\$0.00	0.00
01 2660 352 000 0000 001	Other Prof Services Security	\$0.00	\$0.00	\$450.00	0.00
01 2660 352 000 0000 002	Other Prof Services Security	\$0.00	\$0.00	\$0.00	0.00
01 2660 580 000 0000 001	Travel Trans, Meals, Hotel Security	\$100.00	\$0.00	\$0.00	0.00
01 2660 580 000 0000 002	Travel Trans, Meals, Hotel Security	\$100.00	\$0.00	\$0.00	0.00
01 2660 610 000 0000 001	Supplies Security	\$0.00	\$0.00	\$250.00	0.00
01 2660 610 000 0000 002	Supplies Security	\$0.00	\$0.00	\$0.00	0.00
01 2660 643 000 0000 001	Web/Cloud Based Software Security	\$0.00	\$0.00	\$0.00	0.00
01 2660 643 000 0000 002	Web/Cloud Based Software Security	\$0.00	\$0.00	\$0.00	0.00
2660	Security	\$200.00	\$0.00	\$700.00	350.00

EXPENDITURE REPORT

May, 2019

Account Number	Account Description	Revised Budget	Expended During Month	Expenditures to Date	% of Budget
01 2670 330 000 0000 000	Empl Trng/Development Safety	\$0.00	\$0.00	\$360.00	0.00
01 2670 352 000 0000 000	Other Prof Services Safety	\$10,000.00	\$350.00	\$350.00	3.50
01 2670 352 000 0000 001	Other Prof Services Safety	\$0.00	\$0.00	\$300.00	0.00
01 2670 352 000 0000 002	Other Prof Services Safety	\$0.00	\$0.00	\$300.00	0.00
01 2670 580 000 0000 000	Travel Trans, Meals, Hotel Safety	\$110.00	\$0.00	\$533.04	484.58
01 2670 610 000 0000 000	Supplies Safety	\$400.00	\$0.00	\$298.50	74.63
01 2670 610 000 0000 001	Supplies Safety	\$0.00	\$0.00	\$72.86	0.00
01 2670 643 000 0000 000	Web/Cloud Based Software Safety	\$0.00	\$0.00	\$233.33	0.00
2670	Safety	\$10,510.00	\$350.00	\$2,447.73	23.29
01 2710 332 000 0000 001	Mileage Paid to Parents	\$51,000.00	\$4,787.90	\$46,164.03	90.52
01 2710 332 000 0000 002	Mileage Paid to Parents	\$53,000.00	\$3,439.55	\$38,110.93	71.91
01 2710 332 000 1190 002	Mileage Paid to Parents - PreSchool	\$500.00	\$0.00	\$0.00	0.00
01 2710 332 000 2751 001	Mileage Paid to Parents - Option	\$4,000.00	\$461.19	\$3,008.42	75.21
01 2710 332 000 2751 002	Mileage Paid to Parents - Option	\$4,000.00	\$924.86	\$8,271.22	206.78
01 2710 440 000 0000 001	Rentals Vehicle Operation	\$0.00	\$0.00	\$90.00	0.00
01 2710 510 000 0000 001	Student Transportation Services	\$89,000.00	\$6,659.24	\$91,751.73	103.09
01 2710 510 000 0000 002	Student Transportation Services	\$6,300.00	\$4,424.34	\$8,942.62	141.95
01 2710 520 000 0000 001	Insurance - Vehicle Oper Reg Ed	\$0.00	\$0.00	\$0.00	0.00
01 2710 580 000 0000 001	Travel Trans, Meals, Hotel Vehicle Oper	\$0.00	\$0.00	\$0.00	0.00
01 2710 580 000 0000 002	Travel Trans, Meals, Hotel Vehicle Oper	\$0.00	\$0.00	\$0.00	0.00
01 2710 732 000 0000 001	Vehicle Acquisition Reg Ed	\$0.00	\$0.00	\$0.00	0.00
2710	Vehicle Operation Reg Education	\$207,800.00	\$20,697.08	\$196,338.95	94.48
01 2712 110 000 9001 000	Reg Emp - Non-Instr - Veh Op - SA SPED	\$0.00	\$0.00	\$24.47	0.00
01 2712 110 000 9001 002	Reg Emp - Non-Instr - Veh Op - SA SPED	\$0.00	\$0.00	\$7.57	0.00
01 2712 110 000 9009 000	Reg Emp - Non-Instr - Veh Op - SA SPED	\$15,000.00	\$0.00	\$0.00	0.00
01 2712 110 000 9018 000	Reg Emp - Non-Instr - Veh Op - SA SPED	\$0.00	\$1,792.35	\$16,228.45	0.00
01 2712 120 000 9009 000	HANDICAP VAN DRIVER SUB SAL	\$0.00	\$82.09	\$82.09	0.00
01 2712 122 000 9009 000	HANDICAP VAN DRIVER SUB SAL	\$1,500.00	\$0.00	\$0.00	0.00
01 2712 130 000 9018 000	HANDICAP VAN DRIVER SAL.	\$0.00	\$53.31	\$1,571.29	0.00
01 2712 210 000 9009 000	Group Insurance - Non Instructional	\$5,000.00	\$0.00	\$0.00	0.00
01 2712 210 000 9018 000	Group Ins - Van Driver SPED SA	\$0.00	\$597.66	\$5,177.05	0.00
01 2712 211 000 9009 000	HANDICAP VAN DR. INSUR.	\$0.00	\$0.00	\$0.00	0.00
01 2712 220 000 9001 000	Social Security - Non Instr - SA Sped	\$0.00	\$0.00	\$1.49	0.00
01 2712 220 000 9001 002	Social Security - Non Instr - SA Sped	\$0.00	\$0.00	\$0.37	0.00
01 2712 220 000 9009 000	Social Security - Non-Instructional	\$1,100.00	\$6.28	\$6.28	0.57
01 2712 220 000 9018 000	Soc Sec - Van Driver SPED SA	\$0.00	\$140.00	\$1,351.78	0.00

Account Number	Account Description	Revised Budget	Expended During Month	Expenditures to Date	% of Budget
01 2712 221 000 9009 000	HANDICAP VAN DR. SOC.SEC.	\$0.00	\$0.00	\$0.00	0.00
01 2712 230 000 9001 000	Social Security - Non Instr - SA Sped	\$0.00	\$0.00	\$1.80	0.00
01 2712 230 000 9001 002	Retirement - Non Instr Aides Veh SA Sped	\$0.00	\$0.00	\$0.55	0.00
01 2712 230 000 9009 000	Retirement - Non-Instructional	\$1,050.00	\$0.00	\$0.00	0.00
01 2712 230 000 9018 000	Ret - Van Driver SPED SA	\$0.00	\$135.71	\$1,308.77	0.00
01 2712 231 000 9009 000	HANDICAP VAN DR. RETIRE.	\$0.00	\$0.00	\$0.00	0.00
01 2712 237 000 9001 000	Social Security - Non Instr - SA Sped	\$0.00	\$0.00	\$0.62	0.00
01 2712 237 000 9001 002	Incr Ret - Non Instr Aides Veh SA Sped	\$0.00	\$0.00	\$0.19	0.00
01 2712 237 000 9009 000	HANDICAP VAN DR. RETIRE	\$350.00	\$0.00	\$0.00	0.00
01 2712 237 000 9018 000	Inc Ret - Van Driver SPED SA	\$0.00	\$46.60	\$449.45	0.00
01 2712 290 000 9018 000	HANDICAP VAN DRIVER SAL.	\$0.00	\$15.00	\$135.00	0.00
01 2712 332 000 0000 001	Mileage Paid to Parents - SPED	\$6,500.00	\$0.00	\$2,379.47	36.61
01 2712 332 000 0000 002	Mileage Paid to Parents - SPED	\$1,700.00	\$0.00	\$0.00	0.00
01 2712 520 000 9018 000	Insurance SPED Vehicle 2017 Ford HC Van	\$0.00	\$0.00	\$0.00	0.00
01 2712 732 000 9018 000	Vehicle Acquisition - SPED	\$0.00	\$0.00	\$0.00	0.00
2712	Vehicle Operation-School Age SPED	\$32,200.00	\$2,869.00	\$28,726.69	89.21
01 2713 110 005 0000 002	Reg Emp - Non-Instr - Veh Op - 0-5 SPED	\$4,000.00	\$0.00	\$65.47	1.64
01 2713 110 005 9001 002	Reg Emp - Non-Instr - Veh Op - 0-5 SPED	\$0.00	\$231.84	\$1,239.45	0.00
01 2713 122 005 0000 002	PS SPED TRANS-OTHER SUB STAFF SALARIES	\$100.00	\$0.00	\$0.00	0.00
01 2713 130 005 0000 002	PS SPED TRANS-OTHER STAFF SALARIES	\$0.00	\$0.00	\$0.00	0.00
01 2713 130 005 9001 002	PS SPED TRANS-OTHER STAFF SALARIES	\$0.00	\$0.00	\$0.00	0.00
01 2713 211 005 0000 002	PS SPED TRANS-HEALTH INSURANCE	\$0.00	\$0.00	\$0.00	0.00
01 2713 220 005 0000 002	Soc Sect - Van Driver SPED Below 5	\$0.00	\$0.00	\$2.27	0.00
01 2713 220 005 9001 002	Social Security	\$0.00	\$14.99	\$73.48	0.00
01 2713 221 005 0000 002	PS SPED TRANS-SOCIAL SECURITY	\$300.00	\$0.00	\$0.00	0.00
01 2713 230 005 0000 002	Rett - Van Driver SPED Below 5	\$0.00	\$0.00	\$4.81	0.00
01 2713 230 005 9001 002	Retirement - Non Inst Van SPED 3-5	\$0.00	\$17.04	\$91.11	0.00
01 2713 231 005 0000 002	PS SPED TRANS-RETIREMENT	\$275.00	\$0.00	\$0.00	0.00
01 2713 237 005 0000 002	PS SPED TRANS-RETIREMENT 1%	\$100.00	\$0.00	\$1.65	1.65
01 2713 237 005 9001 002	Vehicle Operation - Retirement SPED 0-5	\$0.00	\$5.85	\$31.30	0.00
01 2713 340 005 1190 002	Other Professional Services 3-5 EC	\$0.00	\$173.50	\$173.50	0.00
2713	Vehicle Operation-Below Age 5 SPED	\$4,775.00	\$443.22	\$1,683.04	35.25
01 2730 352 000 0000 001	Other Prof Services Vehicle Maint	\$500.00	\$0.00	\$0.00	0.00
01 2730 430 000 0000 000	Repairs & Maint Services Reg Ed Vehicles	\$0.00	\$0.00	\$254.44	0.00
01 2730 430 000 9004 000	Repairs & Maint Services '04Ford Van	\$720.00	\$0.00	\$52.20	7.25

EXPENDITURE REPORT

May, 2019

Account Number	Account Description	Revised Budget	Expended During Month	Expenditures to Date	% of Budget
01 2730 430 000 9005 000	Repairs & Maint Services '05 Chevy	\$720.00	\$0.00	\$595.80	82.75
01 2730 430 000 9007 000	Repairs & Maint Services '07 Chevy Van	\$720.00	\$0.00	\$392.99	54.58
01 2730 430 000 9009 000	Repairs & Maint Services '09 Ford Van	\$0.00	\$0.00	\$84.27	0.00
01 2730 430 000 9010 000	Repairs & Maint Services '07 Chevy Car	\$0.00	\$0.00	\$79.02	0.00
01 2730 430 000 9011 000	Repairs & Maint Services '11 Ford Van	\$720.00	\$0.00	\$633.00	87.92
01 2730 430 000 9014 000	Repairs & Maint Services 14 Chevy Van	\$0.00	\$208.80	\$208.80	0.00
01 2730 430 000 9015 000	Repairs & Maint Services 2014 Chevy Car	\$0.00	\$0.00	\$242.62	0.00
01 2730 430 000 9016 000	Repairs & Maint Services 2016 Dodge Van	\$0.00	\$0.00	\$541.45	0.00
01 2730 430 000 9017 000	Repairs & Maint Services 2016 Chevy Van	\$0.00	\$0.00	\$15.00	0.00
01 2730 610 000 0000 000	Supplies Van Maint	\$0.00	\$0.00	\$297.80	0.00
01 2730 610 000 9004 000	General Supplies 2004 Ford Van	\$0.00	\$0.00	\$102.21	0.00
01 2730 610 000 9007 000	General Supplies 2007 Chevy Van	\$0.00	\$0.00	\$206.49	0.00
01 2730 610 000 9011 000	General Supplies 2011 Ford Van	\$0.00	\$0.00	\$2.00	0.00
01 2730 610 000 9014 000	General Supplies 2014 Chevy Van	\$0.00	\$277.50	\$277.50	0.00
01 2730 626 000 0000 000	Gasoline	\$0.00	\$0.00	\$29.64	0.00
01 2730 626 000 0000 001	Gasoline	\$0.00	\$23.13	\$231.24	0.00
01 2730 626 000 9005 001	Gasoline 05 Chevy Van	\$0.00	\$0.00	\$278.30	0.00
01 2730 626 000 9007 000	Gasoline #7	\$0.00	\$0.00	\$0.00	0.00
01 2730 626 000 9007 001	Gasoline #7	\$0.00	\$144.79	\$205.01	0.00
01 2730 626 000 9009 000	Gasoline #9	\$1,100.00	\$36.81	\$63.81	5.80
01 2730 626 000 9009 002	Gasoline #9	\$0.00	\$0.00	\$32.13	0.00
01 2730 626 000 9010 000	Gasoline #10	\$1,100.00	\$0.00	\$58.54	5.32
01 2730 626 000 9010 001	Gasoline #10	\$0.00	\$40.67	\$472.84	0.00
01 2730 626 000 9010 002	Gasoline #10	\$0.00	\$0.00	\$39.17	0.00
01 2730 626 000 9011 000	Gasoline #11	\$0.00	\$0.00	\$85.71	0.00
01 2730 626 000 9011 001	Gasoline #11	\$1,100.00	\$321.86	\$1,127.21	102.47
01 2730 626 000 9011 002	Gasoline #11	\$0.00	\$0.00	\$40.30	0.00
01 2730 626 000 9014 001	Gasoline #14	\$1,100.00	\$303.06	\$1,599.56	145.41
01 2730 626 000 9015 000	Gasoline #15	\$1,200.00	\$0.00	\$310.50	25.88
01 2730 626 000 9015 001	Gasoline #15	\$1,100.00	\$25.50	\$523.09	47.55
01 2730 626 000 9015 002	Gasoline #15	\$1,100.00	\$0.00	\$229.45	20.86
01 2730 626 000 9016 000	Gasoline #16	\$1,200.00	\$0.00	\$227.70	18.98
01 2730 626 000 9016 001	Gasoline #16	\$1,100.00	\$118.52	\$699.27	63.57
01 2730 626 000 9016 002	Gasoline #16	\$1,100.00	\$0.00	\$126.80	11.53
01 2730 626 000 9017 000	Gasoline #17	\$1,200.00	\$0.00	\$39.50	3.29
01 2730 626 000 9017 001	Gasoline #17	\$1,200.00	\$419.76	\$1,839.77	153.31

Account Number	Account Description	Revised Budget	Expended During Month	Expenditures to Date	% of Budget
01 2730 626 000 9017 002	Gasoline 2016 Chevy Van	\$0.00	\$0.00	\$16.80	0.00
01 2730 890 000 0000 000	Misc Exp Vehicle Servicing & Maint	\$0.00	\$60.00	\$313.70	0.00
01 2730 890 000 0000 001	Misc Exp - Vehicle Servicing & Maint	\$0.00	\$0.00	\$0.00	0.00
01 2730 890 000 0000 002	Misc Exp Vehicle Maint	\$0.00	\$0.00	\$0.00	0.00
01 2730 890 000 9010 000	Misx Exp Vehicle Maint	\$0.00	\$7.00	\$15.00	0.00
01 2730 890 000 9015 000	Misx Exp Vehicle Maint	\$0.00	\$7.00	\$23.00	0.00
2730	Vehicle Servicing & Maint Reg Ed	\$16,980.00	\$1,994.40	\$12,613.63	74.29
01 2732 430 000 9008 000	Repairs & Maint Services '08 Chevy Van	\$720.00	\$0.00	\$35.00	4.86
01 2732 430 000 9018 000	Repairs & Maint Services #18 HC Van	\$0.00	\$0.00	\$175.00	0.00
01 2732 610 000 9008 000	General Supplies '08 Chevy Van	\$0.00	\$0.00	\$2.00	0.00
01 2732 610 000 9018 000	General Supplies 2017 Ford HC Van	\$0.00	\$15.00	\$496.69	0.00
01 2732 626 000 9008 000	Gasoline	\$750.00	\$102.03	\$669.21	89.23
01 2732 626 000 9008 001	Gasoline 2008 Chevy Van	\$0.00	\$9.94	\$178.30	0.00
01 2732 626 000 9018 000	Gasoline	\$3,650.00	\$204.85	\$2,032.31	55.68
01 2732 890 000 9018 000	Misc Exp HC Van	\$900.00	\$3.13	\$78.30	8.70
2732	Vehicle Servicing & Maint SPED SA	\$6,020.00	\$334.95	\$3,666.81	60.91
01 2733 352 005 9001 002	Other Prof Services Vehicle Oper Bus	\$50.00	\$0.00	\$0.00	0.00
01 2733 430 005 9001 000	Repairs & Maint Services '00 Mini Bus	\$0.00	\$0.00	\$0.00	0.00
01 2733 430 005 9001 002	Repairs & Maint - Mini Bus	\$700.00	\$0.00	\$451.51	64.50
01 2733 626 005 9001 002	Gasoline	\$700.00	\$43.95	\$234.17	33.45
01 2733 890 005 9001 002	Misc Exp Vehicle Maint SPED 3-5	\$50.00	\$0.00	\$0.00	0.00
2733	Vehicle Servicing & Maint SPED 0-5	\$1,500.00	\$43.95	\$685.68	45.71
01 2790 580 000 0129 001	Travel: Expenditures-Trans, Meals, Hotel	\$0.00	\$3,152.80	\$3,152.80	0.00
2790	Other Student Transportation	\$0.00	\$3,152.80	\$3,152.80	0.00
01 3300 110 000 1744 002	Reg Emp - Non-Instr - Comm Servs Op	\$0.00	\$1,234.70	\$9,342.40	0.00
01 3300 220 000 1744 002	Reg Emp - Non-Instr - Comm Op	\$0.00	\$94.46	\$714.69	0.00
01 3300 230 000 1744 002	Ret - Non Instr Aides Comm Op	\$0.00	\$0.00	\$198.01	0.00
01 3300 237 000 1744 002	Inc Ret - Non Instr Aides Comm Op	\$0.00	\$0.00	\$68.00	0.00
01 3300 330 000 1744 002	Emp Trng & Dev Services Dev Eagles	\$0.00	\$0.00	\$140.00	0.00
01 3300 350 000 1744 002	Technical Services Dev Eagles	\$0.00	\$0.00	\$68.00	0.00
01 3300 531 000 1744 002	Postage Developing Eagles	\$0.00	\$18.20	\$24.90	0.00
01 3300 580 000 1744 002	Trans, Meals, Hotel Dev Eagles	\$0.00	\$0.00	\$375.07	0.00
01 3300 610 000 1744 002	Supplies Dev Eagles	\$0.00	\$27.84	\$669.84	0.00
01 3300 810 000 1744 002	Dues and Fees Dev Eagles	\$0.00	\$50.00	\$50.00	0.00
3300	Community Services Operations	\$0.00	\$1,425.20	\$11,650.91	0.00
01 3535 111 000 0000 001	Reg Emp - Teach/Prof - HAL	\$0.00	\$0.00	\$0.00	0.00

Account Number	Account Description	Revised Budget	Expended During Month	Expenditures to Date	% of Budget
01 3535 111 000 0000 002	Reg Emp - Teach/Prof - HAL	\$5,900.00	\$0.00	\$5,984.10	101.43
01 3535 211 000 0000 001	HAL HEALTH INSURANCE-E	\$0.00	\$0.00	\$0.00	0.00
01 3535 211 000 0000 002	HAL HEALTH INSURANCE-E	\$150.00	\$0.00	\$56.51	37.67
01 3535 221 000 0000 001	HAL SOC. SEC. - S	\$0.00	\$0.00	\$0.00	0.00
01 3535 221 000 0000 002	HAL SOC. SEC. - E	\$400.00	\$0.00	\$483.32	120.83
01 3535 231 000 0000 001	HAL RETIREMENT-S	\$0.00	\$0.00	\$0.00	0.00
01 3535 231 000 0000 002	HAL RETIREMENT-E	\$400.00	\$0.00	\$464.54	116.14
01 3535 237 000 0000 001	HAL RETIREMENT-S	\$0.00	\$0.00	\$0.00	0.00
01 3535 237 000 0000 002	HAL RETIREMENT-E	\$150.00	\$0.00	\$159.53	106.35
01 3535 281 000 0000 001	HAL-HSA Deduction-SEC.	\$0.00	\$0.00	\$0.00	0.00
3535	High Ability Learners	\$7,000.00	\$0.00	\$7,148.00	102.11
01 3551 610 000 0000 001	Supplies ReVISION Gr	\$50,000.00	\$0.00	\$0.00	0.00
3551	ReVISION Action Grant	\$50,000.00	\$0.00	\$0.00	0.00
01 4700 352 000 0000 001	Other Prof Services Bldg Improv	\$0.00	\$0.00	\$12,599.00	0.00
01 4700 420 000 0000 001	Cleaning Services-Bldg Improv	\$0.00	\$0.00	\$0.00	0.00
01 4700 450 000 0000 001	Bldg Improv Construction Services	\$0.00	\$0.00	\$211,082.52	0.00
01 4700 520 000 0000 001	Insurance - Building Improvements	\$0.00	\$0.00	\$0.00	0.00
01 4700 610 000 0000 001	Supplies Bldg Improvements	\$0.00	\$0.00	\$0.00	0.00
01 4700 720 000 0000 001	Buildings-Acquiring Buildings & Const	\$0.00	\$0.00	\$0.00	0.00
01 4700 831 000 0000 001	Redemption of Principal Bldg Improv	\$0.00	\$0.00	\$420,000.00	0.00
01 4700 832 000 0000 001	Interest on Long-Term Debt	\$0.00	\$0.00	\$11,368.75	0.00
01 4700 833 000 0000 001	Other Debt-Related Costs	\$0.00	\$0.00	\$200.00	0.00
4700	Building Improvements	\$0.00	\$0.00	\$655,250.27	0.00
01 6200 111 000 0000 002	Reg Emp - Teach/Prof - Title I Pt A ESSA	\$100,000.00	\$5,059.67	\$45,537.03	45.54
01 6200 211 000 0000 002	TITLE I HEALTH INS - E	\$24,000.00	\$1,602.27	\$14,420.43	60.09
01 6200 221 000 0000 002	TITLE I SOCIAL SECURITY - E	\$7,000.00	\$383.06	\$3,447.54	49.25
01 6200 231 000 0000 002	TITLE I RETIREMENT - E	\$7,000.00	\$372.02	\$3,348.18	47.83
01 6200 237 000 0000 002	TITLE I RETIREMENT 1%- E	\$2,000.00	\$127.76	\$1,149.84	57.49
01 6200 350 000 0000 002	Technical Services - Title IA	\$0.00	\$0.00	\$0.00	0.00
01 6200 580 000 0000 002	Travel Trans, Meals, Hotel Title IA	\$0.00	\$0.00	\$0.00	0.00
01 6200 610 000 0000 002	Supplies Title IA	\$0.00	\$0.00	\$0.00	0.00
01 6200 610 000 1195 002	Supplies Title IA St Marys	\$0.00	\$0.00	\$2,621.67	0.00
01 6200 643 000 0000 002	Web/Cloud Based Software Title I	\$0.00	\$0.00	\$23.34	0.00
01 6200 643 000 1195 002	Web/Cloud Based Software Title I SM	\$0.00	\$0.00	\$0.00	0.00
01 6200 650 000 0000 002	Supplies Technology Related Title I	\$20,000.00	\$0.00	\$0.00	0.00
6200	Title I, Part A ESSA	\$160,000.00	\$7,544.78	\$70,548.03	44.09

Account Number	Account Description	Revised Budget	Expended During Month	Expenditures to Date	% of Budget
01 6210 159 000 0000 002	Stipends Title I Acct	\$4,000.00	\$0.00	\$0.00	0.00
01 6210 211 000 0000 002	Group Insurance Title I Acct	\$250.00	\$0.00	\$0.00	0.00
01 6210 221 000 0000 002	Social Security Title I Acct	\$350.00	\$0.00	\$0.00	0.00
01 6210 231 000 0000 002	Retirement Title I Acct	\$300.00	\$0.00	\$0.00	0.00
01 6210 237 000 0000 002	Increased Retirement Title I Acct	\$100.00	\$0.00	\$0.00	0.00
01 6210 580 000 0000 002	Travel Trans, Meals, Hotel Title IA Acct	\$9,000.00	\$0.00	\$0.00	0.00
6210	Title I, Part A Accountability	\$14,000.00	\$0.00	\$0.00	0.00
01 6310 111 000 0000 002	Reg Emp - Teach/Prof - Title II-A ESSA	\$0.00	\$0.00	\$0.00	0.00
01 6310 151 000 0000 001	TITLE IIA SALARIES-E	\$0.00	\$0.00	\$273.00	0.00
01 6310 151 000 0000 002	TITLE IIA SALARIES-E	\$0.00	\$0.00	\$2,394.00	0.00
01 6310 211 000 0000 002	TITLE IIA HEALTH INS-E	\$0.00	\$0.00	\$0.00	0.00
01 6310 221 000 0000 001	TITLE IIA SOC SEC-S	\$0.00	\$0.00	\$20.85	0.00
01 6310 221 000 0000 002	TITLE IIA SOC SEC-E	\$0.00	\$0.00	\$183.17	0.00
01 6310 231 000 0000 001	TITLE IIA RETIREMENT-S	\$0.00	\$0.00	\$20.07	0.00
01 6310 231 000 0000 002	TITLE IIA RETIREMENT-E	\$0.00	\$0.00	\$176.03	0.00
01 6310 237 000 0000 001	TITLE IIA RETIREMENT-S	\$0.00	\$0.00	\$6.88	0.00
01 6310 237 000 0000 002	TITLE IIA RETIREMENT-E	\$0.00	\$0.00	\$60.45	0.00
01 6310 330 000 0000 000	Employee Training & Development Services	\$0.00	\$0.00	\$100.00	0.00
01 6310 330 000 0000 001	Employee Training & Development Services	\$0.00	\$0.00	\$959.00	0.00
01 6310 330 000 0000 002	Employee Training & Development Services	\$10,750.00	\$0.00	\$2,667.00	24.81
01 6310 330 000 1108 002	Employee Trng & Devt Services Band	\$0.00	\$0.00	\$0.00	0.00
01 6310 330 000 1114 001	Employee Trng & Develop Services English	\$0.00	\$0.00	\$39.00	0.00
01 6310 330 000 1141 001	Employee Trng & Develop Services Music	\$0.00	\$0.00	\$0.00	0.00
01 6310 330 000 1141 002	Employee Trng & Devt Services Music	\$0.00	\$0.00	\$100.00	0.00
01 6310 330 000 1195 001	Employee Trng Title IIA St. Marys	\$0.00	\$0.00	\$677.00	0.00
01 6310 330 000 1195 002	Employee Trng/Dev Services St. Marys	\$0.00	\$0.00	\$0.00	0.00
01 6310 333 000 0000 000	Mileage Paid to Staff Title IIA	\$0.00	\$0.00	\$1,473.67	0.00
01 6310 333 000 0000 001	Mileage Paid to Staff Title IIA	\$0.00	\$0.00	\$417.52	0.00
01 6310 333 000 0000 002	Mileage Paid to Staff Title IIA	\$0.00	\$0.00	\$1,584.58	0.00
01 6310 333 000 1195 000	Mileage Paid to Staff St Marys Title IIA	\$0.00	\$0.00	\$797.94	0.00
01 6310 333 000 1195 002	Mileage Paid to Staff Title IIA SM	\$0.00	\$0.00	\$356.43	0.00
01 6310 350 000 0000 001	Technical Services - Title IIA	\$0.00	\$0.00	\$0.00	0.00
01 6310 350 000 0000 002	Technical Services - Title IIA	\$0.00	\$0.00	\$0.00	0.00
01 6310 580 000 0000 000	Travel Trans, Meals, Hotel Title IIA	\$0.00	\$229.90	\$402.76	0.00
01 6310 580 000 0000 001	Travel Trans, Meals, Hotel Title IIA	\$9,000.00	\$628.00	\$1,262.59	14.03
01 6310 580 000 0000 002	Travel Trans, Meals, Hotel Title IIA	\$9,000.00	\$766.11	\$2,563.22	28.48

Account Number	Account Description	Revised Budget	Expended During Month	Expenditures to Date	% of Budget
01 6310 580 000 1108 001	Travel Trans Meals Hotel Title IIA Band	\$0.00	\$0.00	\$448.45	0.00
01 6310 580 000 1112 001	Travel Trans Meals Hotel Business	\$0.00	\$0.00	\$0.00	0.00
01 6310 580 000 1141 001	Travel Trans Meals Hotel Title IIA Music	\$0.00	\$0.00	\$345.82	0.00
01 6310 580 000 1141 002	Travel Trans Meals Hotel Title IIA Music	\$0.00	\$0.00	\$452.15	0.00
01 6310 580 000 1148 001	Travel Trans, Meals, Hotel Title IIA Sci	\$0.00	\$0.00	\$0.00	0.00
01 6310 580 000 1190 002	Travel Trans, Meals, Hotel Title IIA PK	\$0.00	\$0.00	\$0.00	0.00
01 6310 580 000 1195 000	Travel Trans, Meals, Hotel Title IIA	\$0.00	\$474.00	\$570.22	0.00
01 6310 580 000 1195 001	Travel:Trans, Meals, Hotel Title IIA SM	\$0.00	\$0.00	\$52.76	0.00
01 6310 580 000 1195 002	TravelTrans, Meals, Hotel Title IIA SM	\$0.00	\$474.00	\$488.21	0.00
01 6310 610 000 0000 001	Supplies Title IIA	\$0.00	\$0.00	\$0.00	0.00
01 6310 610 000 0000 002	Supplies Title IIA	\$0.00	\$0.00	\$0.00	0.00
01 6310 610 000 1195 000	Supplies Title IIA St. Marys	\$0.00	\$0.00	\$150.92	0.00
01 6310 643 000 0000 002	Web/Cloud Based Software Title IIA	\$0.00	\$0.00	\$0.00	0.00
6310	Title II, Part A ESSA	\$28,750.00	\$2,572.01	\$19,043.69	67.33
01 6315 123 000 0000 001	TITLE IIB MATH/SCI SUB SALARY-S	\$0.00	\$0.00	\$0.00	0.00
01 6315 221 000 0000 001	TITLE IIB MATH/SCI SOC SEC-S	\$0.00	\$0.00	\$0.00	0.00
01 6315 231 000 0000 001	TITLE IIB MATH/SCI RETIREMENT-S	\$0.00	\$0.00	\$0.00	0.00
01 6315 237 000 0000 001	TITLE IIB MATH/SCI RETIREMENT-S	\$0.00	\$0.00	\$0.00	0.00
01 6315 580 000 0000 001	Travel Trans, Meals, Hotel Title IIB	\$0.00	\$0.00	\$0.00	0.00
6315	Title II, Part B: Math & Science	\$0.00	\$0.00	\$0.00	0.00
01 6404 111 000 0000 002	Reg Emp - Teach/Prof - IDEA-B - B-4	\$0.00	\$0.00	\$0.00	0.00
01 6404 111 002 0000 002	Reg Emp - Teach/Prof - IDEA-B - B-2	\$2,000.00	\$600.21	\$8,372.34	418.62
01 6404 111 005 0000 002	Reg Emp - Teach/Prof - IDEA-B - 3-5	\$27,000.00	\$2,400.83	\$25,933.50	96.05
01 6404 112 005 0000 002	Reg Emp - Instr Aides - IDEA-B - 3-5	\$10,000.00	\$0.00	\$1,193.06	11.93
01 6404 122 000 0000 002	PS SUB AIDES SALARIES	\$0.00	\$0.00	\$0.00	0.00
01 6404 123 000 0000 002	Temp Emp - Teach/Prof - Sub - IDEA-B	\$0.00	\$0.00	\$0.00	0.00
01 6404 123 002 0000 002	Temp Emp - Teach/Prof - Sub - IDEA-B B-2	\$100.00	\$0.00	\$84.38	84.38
01 6404 123 005 0000 002	Temp Emp - Teach/Prof - Sub - IDEA-B 3-5	\$100.00	\$0.00	\$337.49	337.49
01 6404 150 002 0000 002	TRANSLATOR SALARIES-B-2	\$0.00	\$0.00	\$96.39	0.00
01 6404 150 005 0000 002	TRANSLATOR SALARIES-3-5	\$0.00	\$0.00	\$0.00	0.00
01 6404 211 000 0000 002	PRESCHOOL-HEALTH INS	\$0.00	\$0.00	\$0.00	0.00
01 6404 211 002 0000 002	PRESCHOOL-HEALTH INS B-2	\$1,000.00	\$200.28	\$2,924.11	292.41
01 6404 211 005 0000 002	PRESCHOOL-HEALTH INS 3-5	\$12,000.00	\$801.14	\$8,492.07	70.77
01 6404 212 000 0000 002	Group Insurance - Instructional Aides	\$0.00	\$0.00	\$0.00	0.00
01 6404 220 002 0000 002	Social Security	\$0.00	\$0.00	\$7.35	0.00
01 6404 221 000 0000 002	PRESCHOOL SOCIAL SECURITY	\$0.00	\$0.00	\$0.00	0.00

Account Number	Account Description	Revised Budget	Expended During Month	Expenditures to Date	% of Budget
01 6404 221 002 0000 002	PRESCHOOL SOCIAL SECURITY- B-2	\$200.00	\$45.42	\$629.29	314.65
01 6404 221 005 0000 002	PRESCHOOL SOCIAL SECURITY- 3-5	\$2,500.00	\$181.66	\$1,940.70	77.63
01 6404 222 002 0000 002	Social Security	\$0.00	\$0.00	\$2.30	0.00
01 6404 222 005 0000 002	Soc Sec IDEA Part B	\$0.00	\$0.00	\$91.27	0.00
01 6404 223 002 0000 002	Social Security - SPED - Subs B-2 PS	\$0.00	\$0.00	\$6.47	0.00
01 6404 223 005 0000 002	Social Security - SPED - Subs 3-5 PS	\$0.00	\$0.00	\$25.82	0.00
01 6404 230 002 0000 002	Ret	\$0.00	\$0.00	\$7.08	0.00
01 6404 231 000 0000 002	PRESCHOOL RETIREMENT	\$0.00	\$0.00	\$0.00	0.00
01 6404 231 002 0000 002	PRESCHOOL RETIREMENT B-2	\$500.00	\$44.13	\$617.25	123.45
01 6404 231 005 0000 002	PRESCHOOL RETIREMENT 3-5	\$3,000.00	\$176.53	\$1,913.55	63.79
01 6404 232 002 0000 002	Ret	\$0.00	\$0.00	\$2.21	0.00
01 6404 237 000 0000 002	PRESCHOOL RETIREMENT 1%	\$0.00	\$0.00	\$0.00	0.00
01 6404 237 002 0000 002	PRESCHOOL RETIREMENT 1% B-2	\$500.00	\$15.16	\$215.21	43.04
01 6404 237 005 0000 002	PRESCHOOL RETIREMENT 1% 3-5	\$1,100.00	\$60.62	\$657.13	59.74
01 6404 291 002 0000 002	Other Benef - Teach/Prof - IDEA-B - B-2	\$0.00	\$0.00	\$22.82	0.00
01 6404 291 005 0000 002	Other Benef - Teach/Prof - IDEA-B - B-2	\$0.00	\$0.00	\$91.29	0.00
01 6404 292 002 0000 002	Other Benef - Teach/Prof - IDEA-B - B-2	\$0.00	\$0.00	\$30.00	0.00
01 6404 320 002 0000 002	Professional Educational Services B-2	\$5,500.00	\$0.00	\$779.25	14.17
01 6404 320 005 0000 002	Professional Educational Services 3-5	\$5,750.00	\$0.00	\$966.70	16.81
01 6404 333 002 0000 002	Mileage Paid to Staff	\$0.00	\$0.00	\$0.00	0.00
01 6404 340 000 0000 002	Other Prof Services - IDEA (B-4)	\$0.00	\$0.00	\$0.00	0.00
01 6404 340 002 0000 002	Other Prof Services - IDEA (B-2)	\$0.00	\$0.00	\$0.00	0.00
01 6404 340 005 0000 002	Other Prof Services - IDEA (3-5)	\$0.00	\$0.00	\$0.00	0.00
01 6404 580 000 0000 002	Travel Trans, Meals, Hotel IDEA B-4	\$0.00	\$0.00	\$0.00	0.00
01 6404 580 002 0000 002	Travel Trans, Meals, Hotel IDEA B-2	\$0.00	\$0.00	\$0.00	0.00
01 6404 580 005 0000 002	Travel Trans, Meals, Hotel IDEA 3-5	\$0.00	\$0.00	\$0.00	0.00
01 6404 591 002 0000 002	Services Purchased from ESU/Sch Dist	\$0.00	\$0.00	\$1,250.00	0.00
01 6404 591 005 0000 002	Services Purchased from ESU/Sch Dist	\$0.00	\$0.00	\$330.00	0.00
01 6404 610 000 0000 002	Supplies IDEA Part B (611) B-4	\$0.00	\$0.00	\$0.00	0.00
01 6404 610 005 0000 002	Supplies IDEA Part B (611) 3-5	\$0.00	\$0.00	\$0.00	0.00
6404	IDEA Part B (611) Base Birth to 4	\$71,250.00	\$4,525.98	\$57,019.03	80.03
01 6406 320 005 0000 002	Prof Educational Services IDEA (619)	\$0.00	\$0.00	\$3,024.00	0.00
01 6406 340 000 0000 002	Other Prof Services - IDEA (3-4)	\$3,000.00	\$0.00	\$0.00	0.00
6406	IDEA Preschool (619) Ages 3-4	\$3,000.00	\$0.00	\$3,024.00	100.80
01 6410 111 000 0000 002	Reg Emp - Teach/Prof - IDEA-E/P	\$0.00	\$0.00	\$7,539.34	0.00
01 6410 111 002 0000 002	Reg Emp - Teach/Prof - IDEA-E/P - B-2	\$18,000.00	\$1,428.71	\$10,576.74	58.76

EXPENDITURE REPORT

May, 2019

Account Number	Account Description	Revised Budget	Expended During Month	Expenditures to Date	% of Budget
01 6410 111 005 0000 002	Reg Emp - Teach/Prof - IDEA-E/P - 3-5	\$28,000.00	\$2,333.34	\$16,333.38	58.33
01 6410 112 005 0000 002	Reg Emp - Instr Aides - IDEA E/P - 3-5	\$30,000.00	\$645.66	\$3,762.95	12.54
01 6410 122 000 0000 002	IDEA E/P SUB SALARIES-PS	\$0.00	\$0.00	\$0.00	0.00
01 6410 123 000 0000 002	Temp Emp - Teach/Prof - Sub - IDEA E/P	\$0.00	\$0.00	\$50.00	0.00
01 6410 123 002 0000 002	Temp Emp - Teach/Prof - Sub - IDEA E/P	\$0.00	\$0.00	\$175.00	0.00
01 6410 123 005 0000 002	SUBSTITUTE OR TEMPORARY SALARIES (3-5)	\$0.00	\$0.00	\$0.00	0.00
01 6410 150 002 0000 002	IDEA E/P- Non Instr Add'l Salaries B-2	\$0.00	\$0.00	\$0.00	0.00
01 6410 150 005 0000 002	TRANSLATOR SALARIES (3-5)	\$0.00	\$0.00	\$0.00	0.00
01 6410 151 002 0000 002	IDEA E/P - Add'l Comp Teach/Prof	\$0.00	\$0.00	\$0.00	0.00
01 6410 151 005 0000 002	IDEA E/P - Add'l Comp Teach/Prof	\$0.00	\$0.00	\$0.00	0.00
01 6410 211 000 0000 002	IDEA E/P HEALTH INSURANCE-E	\$10,000.00	\$0.00	\$3,204.54	32.05
01 6410 211 002 0000 002	IDEA E/P HEALTH INSURANCE (B-2)	\$7,000.00	\$560.79	\$3,925.54	56.08
01 6410 211 005 0000 002	IDEA E/P HEALTH INSURANCE (3-5	\$7,500.00	\$640.91	\$4,486.37	59.82
01 6410 212 005 0000 002	Group Insurance - Instructional Aides	\$0.00	\$0.00	\$0.00	0.00
01 6410 220 002 0000 002	IDEA E/P FICA - Non Instructional	\$0.00	\$0.00	\$0.00	0.00
01 6410 221 000 0000 002	IDEA E/P SOCIAL SECURITY-E	\$3,000.00	\$0.00	\$484.06	16.14
01 6410 221 002 0000 002	IDEA E/P FICA B-2	\$3,000.00	\$105.05	\$785.52	26.18
01 6410 221 005 0000 002	IDEA E/P FICA 3-5	\$6,000.00	\$162.42	\$1,139.24	18.99
01 6410 222 005 0000 002	Social Security - Instructional Aides	\$0.00	\$49.39	\$287.87	0.00
01 6410 223 000 0000 002	Social Security - Substitute Teachers	\$0.00	\$0.00	\$3.82	0.00
01 6410 223 002 0000 002	Social Security - Subs - B-2 PS	\$0.00	\$0.00	\$13.35	0.00
01 6410 230 002 0000 002	IDEA E/P Ret-Non Instruct B-2	\$0.00	\$0.00	\$0.00	0.00
01 6410 230 005 0000 002	Retirement - Non-Instructional	\$0.00	\$0.00	\$0.00	0.00
01 6410 231 000 0000 002	IDEA E/P Retirement	\$3,000.00	\$0.00	\$554.36	18.48
01 6410 231 002 0000 002	IDEA E/P Retirement B-2	\$2,000.00	\$105.04	\$783.59	39.18
01 6410 231 005 0000 002	IDEA E/P Retirement 3-5	\$3,500.00	\$171.56	\$1,203.12	34.37
01 6410 232 005 0000 002	Retirement - Instructional Aides	\$0.00	\$0.00	\$0.00	0.00
01 6410 237 000 0000 002	IDEA E/P Increased Retirement	\$0.00	\$0.00	\$190.36	0.00
01 6410 237 002 0000 002	IDEA E/P Increased Retirement B-2	\$0.00	\$36.08	\$269.12	0.00
01 6410 237 005 0000 002	IDEA E/P Increased Retirement 3-5	\$0.00	\$58.92	\$413.19	0.00
01 6410 281 005 0000 002	IDEA ENROLLMENT/POVERTY - HSA Deduction	\$0.00	\$0.00	\$0.00	0.00
01 6410 291 002 0000 002	IDEA ENROLLMENT/POVERTY - other benefits	\$0.00	\$0.00	\$80.69	0.00
01 6410 291 005 0000 002	IDEA ENROLLMENT/POVERTY - other benefits	\$0.00	\$0.00	\$30.00	0.00
01 6410 320 002 0000 002	Prof Educational Services IDEA (B-2)	\$0.00	\$680.76	\$8,387.52	0.00
01 6410 320 005 0000 002	Prof Educational Services IDEA (3-5)	\$0.00	\$615.61	\$4,950.48	0.00
01 6410 340 000 0000 001	Other Prof Services - IDEA E/P	\$0.00	\$0.00	\$0.00	0.00

Account Number	Account Description	Revised Budget	Expended During Month	Expenditures to Date	% of Budget
01 6410 340 000 0000 002	Other Prof Services - IDEA E/P	\$0.00	\$0.00	\$0.00	0.00
01 6410 340 002 0000 002	Other Professional Services B-2 SPED	\$0.00	\$0.00	\$0.00	0.00
01 6410 340 005 0000 002	Other Professional Services 3-5 SPED	\$0.00	\$0.00	\$0.00	0.00
01 6410 580 002 0000 002	Travel Trans, Meals, Hotel IDEA E/P B-2	\$0.00	\$0.00	\$0.00	0.00
01 6410 580 005 0000 002	Travel Trans, Meals, Hotel IDEA E/P 3-5	\$0.00	\$0.00	\$0.00	0.00
01 6410 591 002 0000 002	Services Purchased from ESU B-2	\$0.00	\$0.00	\$2,500.00	0.00
01 6410 591 005 0000 002	Services Purchased from ESU 3-5	\$0.00	\$0.00	\$431.20	0.00
01 6410 610 002 0000 002	General Supplies IDEA EC B-2	\$0.00	\$0.00	\$0.00	0.00
01 6410 610 005 0000 002	General Supplies IDEA EC 3-5	\$0.00	\$0.00	\$0.00	0.00
6410	IDEA Enrollment/Poverty (611)	\$121,000.00	\$7,594.24	\$72,561.35	59.97
01 6412 111 000 0000 001	NON PUBLIC SALARIES-S	\$0.00	\$1,685.17	\$1,685.17	0.00
01 6412 111 000 0000 002	Reg Emp - Teach/Prof - IDEA-B Prop Share	\$11,000.00	\$367.39	\$2,719.77	24.73
01 6412 112 000 0000 002	Reg Emp - Instr Aides - IDEA-B - Prop Sh	\$3,316.00	\$0.00	\$0.00	0.00
01 6412 123 000 0000 002	NON PUBLIC SUB SALARIES-E	\$150.00	\$0.00	\$45.00	30.00
01 6412 211 000 0000 001	NON PUBLIC HEALTH INS-S	\$0.00	\$435.75	\$435.75	0.00
01 6412 211 000 0000 002	NON PUBLIC HEALTH INS-E	\$3,500.00	\$144.21	\$1,009.46	28.84
01 6412 221 000 0000 001	NON PUBLIC SOC SEC-S	\$0.00	\$125.91	\$125.91	0.00
01 6412 221 000 0000 002	NON PUBLIC SOC SEC-E	\$775.00	\$27.02	\$202.00	26.06
01 6412 223 000 0000 002	NON PUBLIC SUB SALARIES-E	\$0.00	\$0.00	\$3.46	0.00
01 6412 231 000 0000 001	NON PUBLIC RETIREMENT-S	\$0.00	\$123.91	\$123.91	0.00
01 6412 231 000 0000 002	NON PUBLIC RETIREMENT-E	\$775.00	\$27.02	\$201.52	26.00
01 6412 237 000 0000 001	NON PUBLIC RETIREMENT 1%-S	\$0.00	\$42.56	\$42.56	0.00
01 6412 237 000 0000 002	NON PUBLIC RETIREMENT 1%-E	\$300.00	\$9.28	\$69.20	23.07
01 6412 291 000 0000 002	Other Benefits	\$0.00	\$0.00	\$20.75	0.00
01 6412 320 000 0000 002	Professional Educational Services	\$0.00	\$400.90	\$3,593.18	0.00
01 6412 340 000 0000 002	Other Prof Services - IDEA Prop Share	\$0.00	\$0.00	\$0.00	0.00
01 6412 580 000 0000 002	Travel Trans, Meals, Hotel Prop Share	\$0.00	\$0.00	\$0.00	0.00
6412	IDEA Part B Proportionate Share	\$19,816.00	\$3,389.12	\$10,277.64	51.87
01 6415 123 000 0000 001	SCIP GRANT-SUBSTITUTE	\$0.00	\$0.00	\$0.00	0.00
01 6415 221 000 0000 002	SCIP GRANT-SOCIAL SECURITY	\$0.00	\$0.00	\$0.00	0.00
01 6415 231 000 0000 002	SCIP GRANT-RETIREMENT-E	\$0.00	\$0.00	\$0.00	0.00
01 6415 237 000 0000 002	SCIP GRANT-RETIREMENT-E	\$0.00	\$0.00	\$0.00	0.00
6415	IDEA Special Projects	\$0.00	\$0.00	\$0.00	0.00
01 6417 123 000 0000 001	Temp Emp - Teach/Prof - Sub - IDEA Trans	\$0.00	\$0.00	\$200.00	0.00
01 6417 223 000 0000 001	Temp Emp - Teach/Prof - Sub - IDEA Trans	\$0.00	\$0.00	\$15.30	0.00
01 6417 333 000 0000 001	Mileage Paid to Staff IDEA Transition	\$0.00	\$0.00	\$189.08	0.00

Account Number	Account Description	Revised Budget	Expended During Month	Expenditures to Date	% of Budget
01 6417 580 000 0000 001	Travel:Trans, Meals, Hotel IDEA Trans	\$0.00	\$0.00	\$213.98	0.00
6417	IDEA Part B Transition Projects	\$0.00	\$0.00	\$618.36	0.00
01 6418 123 000 0000 002	IDEA SUBSTITITE SALARIES - PS	\$0.00	\$0.00	\$600.00	0.00
01 6418 223 000 0000 002	Soc Sec IDEA Part B PEaK - Subs	\$0.00	\$0.00	\$45.90	0.00
01 6418 580 000 0000 002	TravelTrans, Meals, Hotel IDEA Pt B PEaK	\$0.00	\$0.00	\$357.00	0.00
6418	IDEA Part B PEaK Projects	\$0.00	\$0.00	\$1,002.90	0.00
01 6690 123 000 0000 001	OTHER FED-SUB SALARIES-S	\$0.00	\$0.00	\$0.00	0.00
01 6690 123 000 0000 002	OTHER FED-SUB SALARIES-E	\$0.00	\$0.00	\$0.00	0.00
01 6690 150 000 0000 002	STIPENDS (PBIS)	\$0.00	\$31.50	\$149.92	0.00
01 6690 151 000 0000 002	STIPENDS (PBIS)	\$0.00	\$126.00	\$966.00	0.00
01 6690 159 000 0000 002	STIPENDS (PBIS)	\$7,500.00	\$0.00	\$0.00	0.00
01 6690 220 000 0000 002	Social Security	\$0.00	\$2.41	\$11.44	0.00
01 6690 221 000 0000 001	OTHER FED-SOCIAL SECURITY-S	\$0.00	\$0.00	\$0.00	0.00
01 6690 221 000 0000 002	OTHER FED-SOCIAL SECURITY-E	\$0.00	\$9.64	\$74.00	0.00
01 6690 230 000 0000 000	Other Federal	\$0.00	\$0.00	\$0.00	0.00
01 6690 230 000 0000 002	Other Federal	\$0.00	\$2.32	\$11.02	0.00
01 6690 231 000 0000 002	OTHER FED-RETIREMENT-E	\$0.00	\$9.27	\$71.01	0.00
01 6690 237 000 0000 002	OTHER FED-RETIREMENT 1%-E	\$0.00	\$3.99	\$28.19	0.00
01 6690 320 000 0000 002	Professional Educational Services PBIS	\$0.00	\$0.00	\$257.25	0.00
01 6690 333 000 0000 002	Mileage Paid to Staff	\$0.00	\$0.00	\$188.50	0.00
01 6690 350 000 0000 002	Technical Services - Other Fed Non-Cat	\$0.00	\$0.00	\$0.00	0.00
01 6690 580 000 0000 002	Travel Trans, Meals, Hotel Other Fed	\$0.00	\$0.00	\$0.00	0.00
6690	Other Fed Non-Categorical Exp	\$7,500.00	\$185.13	\$1,757.33	23.43
01 6700 123 000 0000 001	PERKINS GRANT SUB SALARY-S	\$0.00	\$0.00	\$250.00	0.00
01 6700 151 000 0000 001	PERKINS GRANT STIPEND - S	\$0.00	\$0.00	\$12.50	0.00
01 6700 159 000 0000 001	PERKINS GRANT STIPEND - S	\$6,000.00	\$0.00	\$0.00	0.00
01 6700 221 000 0000 001	PERKINS SOC. SEC.-S	\$0.00	\$0.00	\$0.95	0.00
01 6700 223 000 0000 001	PERKINS SOC. SEC.-S	\$0.00	\$0.00	\$19.13	0.00
01 6700 231 000 0000 001	PERKINS RETIREMENT-SEC	\$0.00	\$0.00	\$0.92	0.00
01 6700 237 000 0000 001	PERKINS RETIREMENT-SEC	\$0.00	\$0.00	\$0.32	0.00
01 6700 330 000 0000 000	Employee Trng & Develop Services Perkins	\$0.00	\$0.00	\$180.00	0.00
01 6700 330 000 0000 001	Employee Trng & Develop Services Perkins	\$0.00	\$0.00	\$180.00	0.00
01 6700 330 000 0000 002	Employee Trng & Develop Services Perkins	\$0.00	\$0.00	\$180.00	0.00
01 6700 580 000 0000 000	Travel Exp Trans, Meals, Hotel Perkins	\$0.00	\$0.00	\$259.18	0.00
01 6700 580 000 0000 001	Travel Trans, Meals, Hotel Perkins	\$0.00	\$0.00	\$266.27	0.00
01 6700 580 000 0000 002	Travel Trans, Meals, Hotel Perkins	\$0.00	\$0.00	\$155.87	0.00

Account Number	Account Description	Revised Budget	Expended During Month	Expenditures to Date	% of Budget
01 6700 610 000 0000 001	Supplies Fed Voc & Applied Tech Perkins	\$0.00	\$0.00	\$0.00	0.00
01 6700 650 000 0000 001	Supplies Technology Related Perkins	\$0.00	\$0.00	\$4,072.00	0.00
6700	Fed Voc & Applied Tech (Perkins)	\$6,000.00	\$0.00	\$5,577.14	92.95
01 6915 112 000 0000 002	Reg Emp - Instr Aides - Title I-C ESSA	\$0.00	\$0.00	\$0.00	0.00
01 6915 159 000 0000 001	TITLE IC MIGRANT ED STIPENDS-S	\$4,300.00	\$0.00	\$0.00	0.00
01 6915 221 000 0000 001	TITLE IC MIGRANT ED SS-S	\$300.00	\$0.00	\$0.00	0.00
01 6915 221 000 0000 002	TITLE IC MIGRANT ED SS-E	\$0.00	\$0.00	\$0.00	0.00
01 6915 231 000 0000 001	TITLE IC MIGRANT ED RETIRE-S	\$300.00	\$0.00	\$0.00	0.00
01 6915 231 000 0000 002	TITLE IC MIGRANT ED RETIRE-E	\$0.00	\$0.00	\$0.00	0.00
01 6915 237 000 0000 001	TITLE IC MIGRANT RETIRE 1%-S	\$100.00	\$0.00	\$0.00	0.00
01 6915 237 000 0000 002	TITLE IC MIGRANT RETIRE 1%-E	\$0.00	\$0.00	\$0.00	0.00
01 6915 580 000 0000 001	Travel Trans, Meals, Hotel Title IC Migr	\$0.00	\$0.00	\$0.00	0.00
01 6915 610 000 0000 002	Supplies Title IC Migratory Children	\$0.00	\$0.00	\$0.00	0.00
6915	Title I, Part C ESSA Migratory Children	\$5,000.00	\$0.00	\$0.00	0.00
01 6925 111 000 0000 001	TITLE III ESL SALARY-E	\$0.00	\$0.00	\$60.32	0.00
01 6925 112 000 0000 001	Reg Emp - Instr Aides - Title III - ESSA	\$5,000.00	\$468.61	\$3,591.03	71.82
01 6925 123 000 0000 002	TITLE III ESL SALARY-E	\$0.00	\$0.00	\$0.00	0.00
01 6925 132 000 0000 001	TITLE III ESL SALARY-S	\$0.00	\$0.00	\$0.00	0.00
01 6925 151 000 0000 001	TITLE III ESSA ELL Add'l Comp	\$0.00	\$0.00	\$944.94	0.00
01 6925 211 000 0000 001	TITLE III NCLB - LEP INSURANCE-S	\$0.00	\$0.00	\$0.00	0.00
01 6925 212 000 0000 001	Group Insurance - Instructional Aides	\$0.00	\$0.00	\$0.00	0.00
01 6925 221 000 0000 001	TITLE III NCLB - LEP SOC SEC-S	\$0.00	\$0.00	\$76.87	0.00
01 6925 222 000 0000 001	Social Security - Instructional Aides	\$0.00	\$35.84	\$274.67	0.00
01 6925 231 000 0000 001	TITLE III NCLB - LEP RET-S	\$0.00	\$0.00	\$73.91	0.00
01 6925 232 000 0000 001	Retirement - Instructional Aides	\$0.00	\$34.46	\$264.05	0.00
01 6925 237 000 0000 001	TITLE III NCLB - LEP RET 1%-S	\$0.00	\$11.84	\$116.06	0.00
01 6925 510 000 0000 002	Student Transportation Services	\$0.00	\$0.00	\$0.00	0.00
01 6925 580 000 0000 001	Travel Trans, Meals, Hotel Title III ELL	\$0.00	\$0.00	\$0.00	0.00
01 6925 580 000 0000 002	Travel Trans, Meals, Hotel Title III ELL	\$0.00	\$0.00	\$0.00	0.00
01 6925 650 000 0000 001	Supplies Technology Related ELL	\$0.00	\$0.00	\$0.00	0.00
01 6925 650 000 0000 002	Supplies Technology Related ELL	\$0.00	\$0.00	\$0.00	0.00
6925	Title III ESSA ELL	\$5,000.00	\$550.75	\$5,401.85	108.04
01 6926 650 000 0000 001	Supplies Technology Related Immigrant	\$0.00	\$0.00	\$0.00	0.00
01 6926 650 000 0000 002	Supplies Technology Related Immigrant	\$0.00	\$0.00	\$0.00	0.00
6926	Title III ESSA - Immigrant	\$0.00	\$0.00	\$0.00	0.00
01 6967 112 000 0000 001	Reg Emp - Instr Aides - Title IV-A ESSA	\$0.00	\$0.00	\$0.00	0.00

EXPENDITURE REPORT

May, 2019

Account Number	Account Description	Revised Budget	Expended During Month	Expenditures to Date	% of Budget
01 6967 112 000 0000 002	Reg Emp - Instr Aides - Title IV-A ESSA	\$0.00	\$0.00	\$0.00	0.00
01 6967 212 000 0000 001	Group Insurance - Instructional Aides	\$0.00	\$0.00	\$0.00	0.00
01 6967 212 000 0000 002	Group Insurance - Instructional Aides	\$0.00	\$0.00	\$0.00	0.00
01 6967 221 000 0000 001	TITLE IV SOCIAL SECURITY-S	\$0.00	\$0.00	\$0.00	0.00
01 6967 221 000 0000 002	TITLE IV SOCIAL SECURITY-E	\$0.00	\$0.00	\$0.00	0.00
01 6967 222 000 0000 001	Social Security - Instructional Aides	\$0.00	\$0.00	\$0.00	0.00
01 6967 222 000 0000 002	Social Security - Instructional Aides	\$0.00	\$0.00	\$0.00	0.00
01 6967 232 000 0000 001	Retirement - Instructional Aides	\$0.00	\$0.00	\$0.00	0.00
01 6967 232 000 0000 002	Retirement - Instructional Aides	\$0.00	\$0.00	\$0.00	0.00
01 6967 237 000 0000 001	Increased Retirement	\$0.00	\$0.00	\$0.00	0.00
01 6967 237 000 0000 002	Increased Retirement	\$0.00	\$0.00	\$0.00	0.00
01 6967 282 000 0000 001	Health Benefits (HSA) - Inst Aides	\$0.00	\$0.00	\$0.00	0.00
01 6967 282 000 0000 002	Health Benefits (HSA) - Inst Aides	\$0.00	\$0.00	\$0.00	0.00
01 6967 320 000 0000 000	Prof Educational Services Title IV	\$0.00	\$1,000.00	\$8,000.00	0.00
01 6967 330 000 0000 000	Employee Training & Development Services	\$17,500.00	\$0.00	\$0.00	0.00
01 6967 350 000 0000 002	Technical Services - Title IV	\$0.00	\$0.00	\$0.00	0.00
01 6967 580 000 0000 001	Travel Trans, Meals, Hotel Title IV A	\$0.00	\$0.00	\$0.00	0.00
01 6967 580 000 0000 002	Travel Trans, Meals, Hotel Title IV A	\$1,000.00	\$0.00	\$0.00	0.00
01 6967 610 000 0000 001	Supplies Title IVA Competitive	\$12,000.00	\$0.00	\$0.00	0.00
01 6967 610 000 0000 002	Supplies Title IVA Competitive	\$10,000.00	\$0.00	\$0.00	0.00
01 6967 610 000 1195 001	Supplies Title IV Competitive St. Marys	\$0.00	\$0.00	\$7,668.13	0.00
01 6967 643 000 0000 001	Web/Cloud Based Software Title IV	\$0.00	\$0.00	\$0.00	0.00
01 6967 650 000 1195 001	SuppliesTechnology Related Title IV SM	\$0.00	\$0.00	\$409.66	0.00
6967	Title IV, Part A ESSA Student Support	\$40,500.00	\$1,000.00	\$16,077.79	39.70
01 6968 110 000 0000 002	Reg Emp - Non-Instr - 21st CCLC	\$0.00	\$0.00	\$35,114.22	0.00
01 6968 112 000 0000 002	Reg Emp - Instr Aides - 21st CCLC	\$41,000.00	\$0.00	\$80.55	0.20
01 6968 122 000 0000 002	21ST CENTURY SUB SALARY-E	\$0.00	\$0.00	\$0.00	0.00
01 6968 130 000 0000 002	21ST CENTURY SALARY-S	\$0.00	\$0.00	\$1,466.21	0.00
01 6968 150 000 0000 002	21ST CENTURY SALARY-S	\$0.00	\$0.00	\$0.00	0.00
01 6968 220 000 0000 002	Soc SecTitle IV Part B ESSA 21st CCLC	\$0.00	\$0.00	\$2,795.68	0.00
01 6968 221 000 0000 002	21ST CENTURY SOC. SEC.-E	\$4,100.00	\$0.00	\$0.00	0.00
01 6968 222 000 0000 002	Social Security - Instructional Aides	\$0.00	\$0.00	\$8.91	0.00
01 6968 230 000 0000 002	Ret - Title IV Part B ESSA 21st CCLC	\$0.00	\$0.00	\$1,616.08	0.00
01 6968 231 000 0000 002	21ST CENTURY RET. - E	\$3,000.00	\$0.00	\$0.00	0.00
01 6968 232 000 0000 002	Retirement - Instructional Aides	\$0.00	\$0.00	\$0.00	0.00
01 6968 237 000 0000 002	21ST CENTURY RET. - E	\$500.00	\$0.00	\$554.94	110.99

Account Number	Account Description	Revised Budget	Expended During Month	Expenditures to Date	% of Budget
01 6968 352 000 0000 002	Other Prof Services Title IV 21st CCLC	\$0.00	\$0.00	\$0.00	0.00
01 6968 580 000 0000 002	Travel Trans, Meals, Hotel 21st CCLC	\$0.00	\$0.00	\$0.00	0.00
01 6968 610 000 0000 002	Supplies 21st CCLC Dev Eagles	\$1,430.00	\$0.00	\$0.00	0.00
6968	Title IV, Part B ESSA 21st CCLC	\$50,030.00	\$0.00	\$41,636.59	83.22
01 6969 610 000 1195 001	Supplies Title IV St. Marys	\$0.00	\$0.00	\$1,654.40	0.00
6969	Title IV-A (Formula Based)	\$0.00	\$0.00	\$1,654.40	0.00
01 6990 151 000 0000 002	Employee Training & Development Services	\$0.00	\$0.00	\$127.63	0.00
01 6990 221 000 0000 002	Soc Sec - Other Federal Categorical	\$0.00	\$0.00	\$9.76	0.00
01 6990 231 000 0000 002	Ret - Other Federal Categorical	\$0.00	\$0.00	\$9.38	0.00
01 6990 237 000 0000 002	Inc Ret - Other Federal Categorical	\$0.00	\$0.00	\$3.22	0.00
01 6990 330 000 0000 002	Employee Training & Development Services	\$0.00	\$0.00	\$0.00	0.00
01 6990 333 000 0000 002	Mileage Paid to Staff Other Fed Categ	\$0.00	\$0.00	\$0.00	0.00
6990	Other Federal Categorical	\$0.00	\$0.00	\$149.99	0.00
01 8000 913 000 0000 001	Transfers to Activities Fund	\$51,000.00	\$0.00	\$51,000.00	100.00
8000	TRANSFERS	\$51,000.00	\$0.00	\$51,000.00	100.00
01	General Fund	\$12,365,992.00	\$920,488.26	\$8,877,398.07	72.07

EXPENDITURE REPORT
May, 2019

Account Number	Account Description	Revised Budget	Expended During Month	Expenditures to Date	% of Budget
	Grand Total:	\$12,365,992.00	\$920,488.26	\$8,877,398.07	72.07

