

O'NEILL PUBLIC SCHOOLS BOARD OF EDUCATION

Monday, May 10, 2021
7:30 PM

Administrative Office
410 E Benton
O'Neill, NE 68763

Regular Board Meeting Agenda

Posted Locations:

Holt County Independent
KBRX Radio
O'Neill Post Office
O'Neill Public Schools Administrative Office
O'Neill Jr-Sr High School
O'Neill Elementary School
O'Neill Public Schools Website

Posted Date: Thursday, April 29, 2021

The agenda sequence is provided as a courtesy only. The board reserves the right to consider each item in any sequence it deems appropriate. Therefore, we encourage visitors to attend the meeting from the beginning. As a result of a majority vote by the board, certain agenda items may be clearly necessary to discuss in executive session in order to protect the public interest or to prevent needless injury to the reputation of an individual, and if the individual has not requested a public meeting.

1. **Call to Order**
 - A. Roll Call
 - B. Excused/Unexcused Board Members
2. **Pledge of Allegiance**
3. **Recite Mission Statement**
4. **Approve Meeting Agenda**
5. **Approve Minutes of Previous Meeting(s)**
6. **Reception of Visitors**
7. **Oral and Written Communications**
8. **Old Business**
 - A. Amend School Calendar
 - B. Presentation by English Department Regarding the New ELA materials We Will be Purchasing
9. **New Business**
 - A. Audio/Video System for Old Gym
 - B. Select Superintendent Search Firm
 - C. Set Lunch Prices for the Upcoming School Year
 - D. Policy #504.19 - Student Fees
 - E. Family Literacy Grant
 - F. Sixpence Grant
 - G. New DHM Concerning Student Quarantine
 - H. Option Enrollment Report
10. **Administrative Reports**
11. **Bills and Claims and Payroll Report**
12. **Adjournment**

O'NEILL PUBLIC SCHOOLS
BOARD OF EDUCATION SPECIAL MEETING MINUTES
Monday, April 12, 2021

Board Members

Gene Chohon - President
Amy Jo Rowse - Vice President
Coby Welke - Vice President-Elect
Barton Becker - Member
Michael Hammerlun - Member
Aaron Troester - Member

Board Secretary

Kathleen Marvin

Administrators

Amy Shane - Superintendent
Corey Fisher - High School Principal
Jim York - Elementary School Principal
Jill Brodersen - Assistant Principal
Nick Hostert - Activities Director
Shannon Stelling - Special Education Director

Board Treasurer

Carol Hammerlun

Attendance Taken at 4:03 PM.

Michael Hammerlun: Absent
Barton Becker: Present
Gene Chohon: Present
Amy Rowse: Present
Aaron Troester: Present
Coby Welke: Present

Attendance Update Taken at 4:44 PM.

Michael Hammerlun: Present

Posted Locations:

- Holt County Independent
- KBRX Radio
- O'Neill Post Office
- O'Neill Public Schools Administrative Office
- O'Neill Jr-Sr High School
- O'Neill Elementary School
- O'Neill Public Schools Website

Thursday, April 1, 2021

1. Call to Order

The **special board meeting** of the O'Neill Public School Board of Education was called to order by President **Gene Chohon** at 4:00 pm, on **Monday, April 12, 2021** at the Administrative Offices at 410 East Benton, O'Neill, Nebraska.

1.A. Roll Call

Administrators Amy Shane, Shannon Stelling, and Jim York were present.

1.B. Excused/Unexcused Board Members

2. Pledge of Allegiance

The Pledge of Allegiance was recited.

3. Approve Meeting Agenda

A motion to approve the meeting agenda, passed with a motion by Coby Welke and a second by Barton Becker.

Michael Hammerlun: Absent, Coby Welke: Yea, Barton Becker: Yea, Gene Chohon: Yea, Amy Rowse: Yea, Aaron Troester: Yea
Yea: 5, Nay: 0, Absent: 1

4. Reception of Visitors

Visitors were welcomed and informed that this meeting was in compliance with the Nebraska Open Meetings Act which is posted on the south wall of the board room.

5. Oral and Written Communications

Communications received, either written or oral, were reviewed.

6. Old Business

7. New Business

7.A. Superintendent Search Firm Interviews


7.A.i. McPherson Jacobson

7.A.ii. Nebraska Rural Community Schools Association

7.A.iii. Nebraska Association of School Boards

8. Adjournment

A motion to adjourn at 6:07 pm passed with a motion by Barton Becker and a second by Amy Rowse.
Barton Becker: Yea, Gene Chohon: Yea, Michael Hammerlun: Yea, Amy Rowse: Yea, Aaron Troester: Yea, Coby Welke: Yea
Yea: 6, Nay: 0



Kathleen Marvin
School Board Secretary Holt Co. Dist. #7

O'Neill Public Schools
Board of Education Regular Board Meeting
Monday, April 12, 2021

Board Members

Gene Chohon - President
Amy Jo Rowse - Vice President
Coby Welke - Vice President-Elect
Barton Becker - Member
Michael Hammerlun - Member
Aaron Troester - Member

Board Secretary

Kathleen Marvin

Administrators

Amy Shane - Superintendent
Corey Fisher - High School Principal
Jim York - Elementary School Principal
Jill Brodersen - Assistant Principal
Nick Hostert - Activities Director
Shannon Stelling - Special Education Director

Board Treasurer

Carol Hammerlun

Attendance Taken at 7:30 PM.

Aaron Troester: Absent
Barton Becker: Present
Gene Chohon: Present
Michael Hammerlun: Present
Amy Rowse: Present
Coby Welke: Present

Attendance Update Taken at 7:32 PM.

Aaron Troester: Present

Posted Locations:

- Holt County Independent
- KBRX Radio
- O'Neill Post Office
- O'Neill Public Schools Administrative Office
- O'Neill Jr-Sr High School
- O'Neill Elementary School
- O'Neill Public Schools Website

Posted: Thursday, April 1, 2021

1. Call to Order

The **regular board meeting** of the O'Neill Public School Board of Education was called to order by President **Gene Chohon** at 7:30 pm, on Monday, April 12, 2021 at the Administrative Offices at 410 East Benton, O'Neill, Nebraska.

1.A. Roll Call

Administrators Jill Brodersen, Corey Fisher, Nick Hostert, Amy Shane, and Jim York were present. Steve Brown, Building and Grounds Director, was also present.

1.B. Excused/Unexcused Board Members

2. Pledge of Allegiance

The Pledge of Allegiance was recited.

3. Recite Mission Statement

The Mission Statement was recited.

4. Approve Meeting Agenda

A motion to approve the meeting agenda, passed with a motion made by Michael Hammerlun and seconded by Amy Rowse.

Aaron Troester: Absent, Gene Chohon: Yea, Michael Hammerlun: Yea, Amy Rowse: Yea, Coby Welke: Yea, Barton Becker: Yea
Yea: 5, Nay: 0, Absent: 1

5. Approve Minutes of Previous Meeting(s)

A motion to approve the minutes of the March 15, 2021 regular meeting, passed with a motion made by Coby Welke and seconded by Michael Hammerlun.

Michael Hammerlun: Yea, Amy Rowse: Yea, Aaron Troester: Yea, Coby Welke: Yea, Barton Becker: Yea, Gene Chohon: Yea
Yea: 6, Nay: 0

6. Reception of Visitors

Visitors were welcomed and informed that this meeting was in compliance with the Nebraska Open Meetings Act which is posted on the south wall of the board room.

7. Oral and Written Communications

Communications received, either written or oral, were reviewed.

8. Old Business

9. New Business

9.A. Transportation Agreement

A motion to approve a transportation agreement to transfer our existing contract from Mid States Bus Company to First Student Bus Company, passed with a motion made by Barton Becker and seconded by Amy Rowse.

Amy Rowse: Yea, Aaron Troester: Yea, Coby Welke: Yea, Barton Becker: Yea, Gene Chohon: Yea, Michael Hammerlun: Yea
Yea: 6, Nay: 0

9.B. Selection of Food Service Management Company

A motion to approve a contract with Lunchtime Solutions for the 2021-22 school year pending approval by Nutrition Services at NDE, passed with a motion made by Michael Hammerlun and seconded by Coby Welke.

Aaron Troester: Yea, Coby Welke: Yea, Barton Becker: Yea, Gene Chohon: Yea, Michael Hammerlun: Yea, Amy Rowse: Yea
Yea: 6, Nay: 0

9.C. Real Estate Discussion

A motion to enter closed session to hold a strategy session related to real estate purchasing to protect the public interest, passed with a motion made by Amy Rowse and seconded by Aaron Troester.

Coby Welke: Yea, Barton Becker: Yea, Gene Chohon: Abstain (With Conflict), Michael Hammerlun: Yea, Amy Rowse: Yea, Aaron Troester: Yea
Yea: 5, Nay: 0, Abstain (With Conflict): 1

The board has adopted a motion to enter closed session to conduct a strategy session related to real estate purchasing. The board will limit itself to discussion of this issue.

Entered closed session at 7:36 pm.

Exited closed session at 7:46 pm.

9.D. Adoption of Grades 6-12 ELA Curriculum Materials

A motion to approve purchasing new English textbooks and materials selected by the Jr. Sr. High English Language Arts team, passed with a motion made by Amy Rowse and seconded by Coby Welke.

Barton Becker: Yea, Gene Chohon: Yea, Michael Hammerlun: Yea, Amy Rowse: Yea, Aaron Troester: Yea, Coby Welke: Yea
Yea: 6, Nay: 0

9.E. Classified Staff Compensation

A motion to increase the hourly wages for Mrs. Bosn & Mrs. Marvin by 10%, custodians by 8% and remaining classified staff by 4% for the 2021-22 school year, passed with a motion made by Amy Rowse and seconded by Coby Welke.

Gene Chohon: Yea, Michael Hammerlun: Yea, Amy Rowse: Yea, Aaron Troester: Yea, Coby Welke: Yea, Barton Becker: Abstain (With Conflict)
Yea: 5, Nay: 0, Abstain (With Conflict): 1

9.F. NDE Health Education Standards

Discussion was held regarding the potential new Health Education Standards. Board members with concerns will address them individually. No action taken.

9.G. Compensation for Substitutes, Developing Eagles, Interpreters, Accompanist, and Off Contract Certified Staff

A motion to set payments for substitutes, Developing Eagles, Interpreters, Accompanist, and Off Contract Certified Staff for the 2021-22 school year as recommended with the exception of substitute teachers will increase to \$125 per day, passed with a motion made by Amy Rowse and seconded by Aaron Troester.

Michael Hammerlun: Yea, Amy Rowse: Yea, Aaron Troester: Yea, Coby Welke: Yea, Barton Becker: Abstain (With Conflict), Gene Chohon: Yea
Yea: 5, Nay: 0, Abstain (With Conflict): 1

9.H. Staff Resignations

A motion to accept Katrina Gotschall, Kelly Snader, and Ethan Wick's resignations effective at the end of the 2020-21 school year, passed with a motion made by Barton Becker and seconded by Michael Hammerlun.

Amy Rowse: Yea, Aaron Troester: Yea, Coby Welke: Yea, Barton Becker: Yea, Gene Chohon: Yea, Michael Hammerlun: Yea
Yea: 6, Nay: 0

9.I. Staff Contracts

A motion to approve a 1.0 FTE teaching contract with Chelsea Boelter for the 2021-2022 school year, passed with a motion made by Amy Rowse and seconded by Coby Welke.

Aaron Troester: Yea, Coby Welke: Yea, Barton Becker: Yea, Gene Chohon: Yea, Michael Hammerlun: Yea, Amy Rowse: Yea
Yea: 6, Nay: 0

A motion to approve a 1.0 FTE teaching contract with Shane Kruse for the 2021-2022 school year, passed with a motion made by Amy Rowse and seconded by Barton Becker.

Coby Welke: Yea, Barton Becker: Yea, Gene Chohon: Yea, Michael Hammerlun: Yea, Amy Rowse: Yea, Aaron Troester: Yea
Yea: 6, Nay: 0

A motion to approve a 1.0 FTE teaching contract with Mariah Utter for the 2021-2022 school year, passed with a motion made by Amy Rowse and seconded by Coby Welke.

Barton Becker: Yea, Gene Chohon: Yea, Michael Hammerlun: Yea, Amy Rowse: Yea, Aaron Troester: Yea, Coby Welke: Yea
Yea: 6, Nay: 0

A motion to approve a 1.0 FTE teaching contract with DeAnna Clifton for the 2021-2022 school year, passed with a motion made by Amy Rowse and seconded by Coby Welke.

Gene Chohon: Yea, Michael Hammerlun: Yea, Amy Rowse: Yea, Aaron Troester: Yea, Coby Welke: Yea, Barton Becker: Yea
Yea: 6, Nay: 0

9.J. 2021-2022 Technology Request

A motion to approve the purchase of 33 SMARTBoards for the 2021-22 school year, passed with a motion made by Barton Becker and seconded by Michael Hammerlun.

Michael Hammerlun: Yea, Amy Rowse: Yea, Aaron Troester: Yea, Coby Welke: Yea, Barton Becker: Yea, Gene Chohon: Yea
Yea: 6, Nay: 0

9.K. Option Enrollment Report

The Option Enrollment report was reviewed. No action necessary.

10. Administrative Reports

Administrative reports were presented.

11. Bills and Claims and Payroll Report

A motion to approve the bills and claims, and accept the payroll report, passed with a motion made by Amy Rowse and seconded by Coby Welke.

Amy Rowse: Yea, Aaron Troester: Yea, Coby Welke: Yea, Barton Becker: Yea, Gene Chohon: Yea, Michael Hammerlun: Yea
Yea: 6, Nay: 0

12. Adjournment

A motion to adjourn at 8:40 pm, passed with a motion made by Amy Rowse and seconded by Barton Becker.

Aaron Troester: Yea, Coby Welke: Yea, Barton Becker: Yea, Gene Chohon: Yea, Michael Hammerlun: Yea, Amy Rowse: Yea
Yea: 6, Nay: 0



Kathleen Marvin
School Board Secretary Holt Co. Dist. #7

Nebraska Open Meetings Act

84-1407. Act, how cited. Sections 84-1407 to 84-1414 shall be known and may be cited as the Open Meetings Act.

84-1408. Declaration of intent; meetings open to public. It is hereby declared to be the policy of this state that the formation of public policy is public business and may not be conducted in secret. Every meeting of a public body shall be open to the public in order that citizens may exercise their democratic privilege of attending and speaking at meetings of public bodies, except as otherwise provided by the Constitution of Nebraska, federal statutes, and the Open Meetings Act.

84-1409. Terms, defined. For purposes of the Open Meetings Act, unless the context otherwise requires:

(1)(a) Public body means (i) governing bodies of all political subdivisions of the State of Nebraska, (ii) governing bodies of all agencies, created by the Constitution of Nebraska, statute, or otherwise pursuant to law, of the executive department of the State of Nebraska, (iii) all independent boards, commissions, bureaus, committees, councils, subunits, or any other bodies created by the Constitution of Nebraska, statute, or otherwise pursuant to law, (iv) all study or advisory committees of the executive department of the State of Nebraska whether having continuing existence or appointed as special committees with limited existence, (v) advisory committees of the bodies referred to in subdivisions (i), (ii), and (iii) of this subdivision, and (vi) instrumentalities exercising essentially public functions; and

(b) Public body does not include (i) subcommittees of such bodies unless a quorum of the public body attends a subcommittee meeting or unless such subcommittees are holding hearings, making policy, or taking formal action on behalf of their parent body, except that all meetings of any subcommittee established under section 81-15,175 are subject to the Open Meetings Act, and (ii) entities conducting judicial proceedings unless a court or other judicial body is exercising rulemaking authority, deliberating, or deciding upon the issuance of administrative orders;

(2) Meeting means all regular, special, or called meetings, formal or informal, of any public body for the purposes of briefing, discussion of public business, formation of tentative policy, or the taking of any action of the public body; and

(3) Videoconferencing means conducting a meeting involving participants at two or more locations through the use of audio-video equipment which allows participants at each location to hear and see each meeting participant at each other location, including public input. Interaction between meeting participants shall be possible at all meeting locations.

84-1410. Closed session; when; purpose; reasons listed; procedure; right to challenge; prohibited acts; chance meetings, conventions, or workshops.

(1) Any public body may hold a closed session by the affirmative vote of a majority of its voting members if a closed session is clearly necessary for the protection of the public interest or for the prevention of needless injury to the reputation of an individual and if such individual has not requested a public meeting. The subject matter and the reason necessitating the closed session shall be identified in the motion to close. Closed sessions may be held for, but shall not be limited to, such reasons as:

(a) Strategy sessions with respect to collective bargaining, real estate purchases, pending litigation, or litigation which is imminent as evidenced by communication of a claim or threat of litigation to or by the public body;

(b) Discussion regarding deployment of security personnel or devices;

(c) Investigative proceedings regarding allegations of criminal misconduct;

(d) Evaluation of the job performance of a person when necessary to prevent needless injury to the reputation of a person and if such person has not requested a public meeting;

(e) For the Community Trust created under section 81-1801.02, discussion regarding the amounts to be paid to individuals who have suffered from a tragedy of violence or natural disaster; or

(f) For public hospitals, governing board peer review activities, professional review activities, review and discussion of medical staff investigations or disciplinary actions, and any strategy session concerning transactional negotiations with any referral source that is required by federal law to be conducted at arms length.

Nothing in this section shall permit a closed meeting for discussion of the appointment or election of a new member to any public body.

(2) The vote to hold a closed session shall be taken in open session. The entire motion, the vote of each member on the question of holding a closed session, and the time when the closed session commenced and concluded shall be recorded in the minutes. If the motion to close passes, then the presiding officer immediately prior to the closed session shall restate on the record the limitation of the subject matter of the closed session. The public body holding such a closed session shall restrict its consideration of matters during the closed portions to only those purposes set forth in the motion to close as the reason for the closed session. The meeting shall be reconvened in open session before any formal action may be taken. For purposes of this section, formal action shall mean a collective decision or a collective commitment or promise to make a decision on any question, motion, proposal, resolution, order, or ordinance or formation of a position or policy but shall not include negotiating guidance given by members of the public body to legal counsel or other negotiators in closed sessions authorized under subdivision (1) (a) of this section.

(3) Any member of any public body shall have the right to challenge the continuation of a closed session if the member determines that the session has exceeded the reason stated in the original motion to hold a closed session or if the member contends that the closed session is neither clearly necessary for (a) the protection of the public interest or (b) the prevention of needless injury to the reputation of an individual. Such challenge shall be overruled only by a majority vote of the members of the public body. Such challenge and its disposition shall be recorded in the minutes.

(4) Nothing in this section shall be construed to require that any meeting be closed to the public. No person or public body shall fail to invite a portion of its members to a meeting, and no public body shall designate itself a subcommittee of the whole body for the purpose of circumventing the Open Meetings Act. No closed session, informal meeting, chance meeting, social gathering, email, fax, or other electronic communication shall be used for the purpose of circumventing the requirements of the act.

(5) The act does not apply to chance meetings or to attendance at or travel to conventions or workshops of members of a public body at which there is no meeting of the body then intentionally convened, if there is no vote or other action taken regarding any matter over which the public body has supervision, control, jurisdiction, or advisory power.

84-1411. Meetings of public body; notice; method; contents; when available; right to modify; duties concerning notice; videoconferencing or telephone conferencing authorized; emergency meeting without notice; appearance before public body.

(1)(a) Each public body shall give reasonable advance publicized notice of the time and place of each meeting as provided in this subsection. Such notice shall be transmitted to all members of the public body and to the public.

(b)(i) Except as provided in subdivision (1)(b)(ii) of this section, in the case of a public body described in subdivision (1)(a)(i) of section 84-1409 or such body's advisory committee, such notice shall be published in a newspaper of general circulation within the public body's jurisdiction and, if available, on such newspaper's web site. (ii) In the case of the governing body of a city of the second class or village or such body's advisory committee, such notice shall be published by: (A) Publication in a newspaper of general circulation within the public body's jurisdiction and, if available, on such newspaper's web site; or (B) Posting written notice in three conspicuous public places in such city or village. Such notice shall be posted in the same three places for each meeting. (iii) In the case of a public body not described in subdivision (1)(b)(i) or (ii) of this section, such notice shall be given by a method designated by the public body.

(c) In addition to a method of notice required by subdivision (1)(b)(i) or (ii) of this section, such notice may also be provided by any other appropriate method designated by such public body or such advisory committee.

(d) Each public body shall record the methods and dates of such notice in its minutes.

(e) Such notice shall contain an agenda of subjects known at the time of the publicized notice or a statement that the agenda, which shall be kept continually current, shall be readily available for public inspection at the principal office of the public body during normal business hours. Agenda items shall be sufficiently descriptive to give the public reasonable notice of the matters to be considered at the meeting. Except for items of

an emergency nature, the agenda shall not be altered later than (i) twenty-four hours before the scheduled commencement of the meeting or (ii) forty-eight hours before the scheduled commencement of a meeting of a city council or village board scheduled outside the corporate limits of the municipality. The public body shall have the right to modify the agenda to include items of an emergency nature only at such public meeting.

(2) A meeting of a state agency, state board, state commission, state council, or state committee, of an advisory committee of any such state entity, of an organization created under the Interlocal Cooperation Act, the Joint Public Agency Act, or the Municipal Cooperative Financing Act, of the governing body of a public power district having a chartered territory of more than one county in this state, of the governing body of a public power and irrigation district having a chartered territory of more than one county in this state, of a board of an educational service unit, of the Educational Service Unit Coordinating Council, of the governing body of a risk management pool or its advisory committees organized in accordance with the Intergovernmental Risk Management Act, or of a community college board of governors may be held by means of videoconferencing or, in the case of the Judicial Resources Commission in those cases specified in section 24-1204, by telephone conference, if:

(a) Reasonable advance publicized notice is given as provided in subsection (1) of this section;

(b) Reasonable arrangements are made to accommodate the public's right to attend, hear, and speak at the meeting, including seating, recodation by audio or visual recording devices, and a reasonable opportunity for input such as public comment or questions to at least the same extent as would be provided if videoconferencing or telephone conferencing was not used;

(c) At least one copy of all documents being considered is available to the public at each site of the videoconference or telephone conference;

(d) At least one member of the state entity, advisory committee, board, council, or governing body is present at each site of the videoconference or telephone conference, except that a member of an organization created under the Interlocal Cooperation Act that sells electricity or natural gas at wholesale on a multistate basis, an organization created under the Municipal Cooperative Financing Act, or a governing body of a risk management pool or an advisory committee of such organization or pool may designate a nonvoting designee, who shall not be included as part of the quorum, to be present at any site; and

(e)(i) Except as provided in subdivision (2)(e)(ii) of this section, no more than one-half of the state entity's, advisory committee's, board's, council's, or governing body's meetings in a calendar year are held by videoconference or telephone conference; or (ii) In the case of an organization created under the Interlocal Cooperation Act that sells electricity or natural gas at wholesale on a multistate basis or an organization created under the Municipal Cooperative Financing Act, such organization holds at least one meeting each calendar year that is not by videoconferencing or telephone conferencing.

Videoconferencing, telephone conferencing, or conferencing by other electronic communication shall not be used to circumvent any of the public government purposes established in the Open Meetings Act.

(3) A meeting of a board of an educational service unit, of the Educational Service Unit Coordinating Council, of the governing body of an entity formed under the Interlocal Cooperation Act, the Joint Public Agency Act, or the Municipal Cooperative Financing Act, of the governing body of a risk management pool or its advisory committees organized in accordance with the Intergovernmental Risk Management Act, of a community college board of governors, of the governing body of a public power district, of the governing body of a public power and irrigation district, or of the Nebraska Brand Committee may be held by telephone conference call if:

(a) The territory represented by the educational service unit, member educational service units, community college board of governors, public power district, public power and irrigation district, Nebraska Brand Committee, or member public agencies of the entity or pool covers more than one county;

(b) Reasonable advance publicized notice is given as provided in subsection (1) of this section which identifies each telephone conference location at which there will be present: (i) A member of the educational service unit board, council, community college board of governors, governing body of a public power district, governing body of a public power and irrigation district, Nebraska Brand Committee, or entity's or pool's governing body; or (ii) A nonvoting designee designated under subdivision (3)(f) of this section;

(c) All telephone conference meeting sites identified in the notice are located within public buildings used by members of the educational service unit board, council, community college board of governors, governing body of the public power district, governing body of the public power and irrigation district, Nebraska Brand Committee, or entity or pool or at a place which will accommodate the anticipated audience;

(d) Reasonable arrangements are made to accommodate the public's right to attend, hear, and speak at the meeting, including seating, recodation by audio recording devices, and a reasonable opportunity for input such as public comment or questions to at least the same extent as would be provided if a telephone conference call was not used;

(e) At least one copy of all documents being considered is available to the public at each site of the telephone conference call;

(f) At least one member of the educational service unit board, council, community college board of governors, governing body of the public power district, governing body of the public power and irrigation district, Nebraska Brand Committee, or governing body of the entity or pool is present at each site of the telephone conference call identified in the public notice, except that a member of an organization created under the Interlocal Cooperation Act that sells electricity or natural gas at wholesale on a multistate basis, an organization created under the Municipal Cooperative Financing Act, or a governing body of a risk management pool or an advisory committee of such organization or pool may designate a nonvoting designee, who shall not be included as part of the quorum, to be present at any site;

(g) The telephone conference call lasts no more than five hours; and

(h) No more than one-half of the board's, council's, governing body's, committee's, entity's, or pool's meetings in a calendar year are held by telephone conference call, except that: (i) The governing body of a risk management pool that meets at least quarterly and the advisory committees of the governing body may each hold more than one-half of its meetings by telephone conference call if the governing body's quarterly meetings are not held by telephone conference call or videoconferencing; and (ii) An organization created under the Interlocal Cooperation Act that sells electricity or natural gas at wholesale on a multistate basis or an organization created under the Municipal Cooperative Financing Act may hold more than one-half of its meetings by telephone conference call if the organization holds at least one meeting each calendar year that is not by videoconferencing or telephone conference call.

Nothing in this subsection shall prevent the participation of consultants, members of the press, and other nonmembers of the governing body at sites not identified in the public notice. Telephone conference calls, emails, faxes, or other electronic communication shall not be used to circumvent any of the public government purposes established in the Open Meetings Act.

(4) The secretary or other designee of each public body shall maintain a list of the news media requesting notification of meetings and shall make reasonable efforts to provide advance notification to them of the time and place of each meeting and the subjects to be discussed at that meeting.

(5) When it is necessary to hold an emergency meeting without reasonable advance public notice, the nature of the emergency shall be stated in the minutes and any formal action taken in such meeting shall pertain only to the emergency. Such emergency meetings may be held by means of electronic or telecommunication equipment. The provisions of subsection (4) of this section shall be complied with in conducting emergency meetings. Complete minutes of such emergency meetings specifying the nature of the emergency and any formal action taken at the meeting shall be made available to the public by no later than the end of the next regular business day.

(6) A public body may allow a member of the public or any other witness other than a member of the public body to appear before the public body by means of video or telecommunications equipment.

84-1412. Meetings of public body; rights of public; public body; powers and duties.

(1) Subject to the Open Meetings Act, the public has the right to attend and the right

to speak at meetings of public bodies, and all or any part of a meeting of a public body, except for closed sessions called pursuant to section 84-1410, may be videotaped, televised, photographed, broadcast, or recorded by any person in attendance by means of a tape recorder, camera, video equipment, or any other means of pictorial or sonic reproduction or in writing.

(2) It shall not be a violation of subsection (1) of this section for any public body to make and enforce reasonable rules and regulations regarding the conduct of persons attending, speaking at, videotaping, televising, photographing, broadcasting, or recording its meetings. A body may not be required to allow citizens to speak at each meeting, but it may not forbid public participation at all meetings.

(3) No public body shall require members of the public to identify themselves as a condition for admission to the meeting nor shall such body require that the name of any member of the public be placed on the agenda prior to such meeting in order to speak about items on the agenda. The body may require any member of the public desiring to address the body to identify himself or herself.

(4) No public body shall, for the purpose of circumventing the Open Meetings Act, hold a meeting in a place known by the body to be too small to accommodate the anticipated audience.

(5) No public body shall be deemed in violation of this section if it holds its meeting in its traditional meeting place which is located in this state.

(6) No public body shall be deemed in violation of this section if it holds a meeting outside of this state if, but only if:

(a) A member entity of the public body is located outside of this state and the meeting is in that member's jurisdiction;

(b) All out-of-state locations identified in the notice are located within public buildings used by members of the entity or at a place which will accommodate the anticipated audience;

(c) Reasonable arrangements are made to accommodate the public's right to attend, hear, and speak at the meeting, including making a telephone conference call available at an instate location to members, the public, or the press, if requested twenty-four hours in advance;

(d) No more than twenty-five percent of the public body's meetings in a calendar year are held out-of-state;

(e) Out-of-state meetings are not used to circumvent any of the public government purposes established in the Open Meetings Act;

(f) Reasonable arrangements are made to provide viewing at other instate locations for a videoconference meeting if requested fourteen days in advance and if economically and reasonably available in the area; and

(g) The public body publishes notice of the out-of-state meeting at least twenty-one days before the date of the meeting in a legal newspaper of statewide circulation.

(7) The public body shall, upon request, make a reasonable effort to accommodate the public's right to hear the discussion and testimony presented at the meeting.

(8) Public bodies shall make available at the meeting or the instate location for a telephone conference call or videoconference, for examination and copying by members of the public, at least one copy of all reproducible written material to be discussed at an open meeting. Public bodies shall make available at least one current copy of the Open Meetings Act posted in the meeting room at a location accessible to members of the public. At the beginning of the meeting, the public shall be informed about the location of the posted information.

84-1413. Meetings; minutes; roll call vote; secret ballot; when.

(1) Each public body shall keep minutes of all meetings showing the time, place, members present and absent, and the substance of all matters discussed.

(2) Any action taken on any question or motion duly moved and seconded shall be by roll call vote of the public body in open session, and the record shall state how each member voted or if the member was absent or not voting. The requirements of a roll call or viva voce vote shall be satisfied by a public body which utilizes an electronic voting device which allows the yeas and nays of each member of such public body to be readily seen by the public.

(3) The vote to elect leadership within a public body may be taken by secret ballot, but the total number of votes for each candidate shall be recorded in the minutes.

(4) The minutes of all meetings and evidence and documentation received or disclosed in open session shall be public records and open to public inspection during normal business hours.

(5) Minutes shall be written, except as provided in subsection (6) of this section, and available for inspection within ten working days or prior to the next convened meeting, whichever occurs earlier, except that cities of the second class and villages may have an additional ten working days if the employee responsible for writing the minutes is absent due to a serious illness or emergency.

(6) Minutes of the meetings of the board of a school district or educational service unit may be kept as an electronic record.

84-1414. Unlawful action by public body; declared void or voidable by district court; when; duty to enforce open meeting laws; citizen's suit; procedure; violations; penalties.

(1) Any motion, resolution, rule, regulation, ordinance, or formal action of a public body made or taken in violation of the Open Meetings Act shall be declared void by the district court if the suit is commenced within one hundred twenty days of the meeting of the public body at which the alleged violation occurred. Any motion, resolution, rule, regulation, ordinance, or formal action of a public body made or taken in substantial violation of the Open Meetings Act shall be voidable by the district court if the suit is commenced more than one hundred twenty days after but within one year of the meeting of the public body in which the alleged violation occurred. A suit to void any final action shall be commenced within one year of the action.

(2) The Attorney General and the county attorney of the county in which the public body ordinarily meets shall enforce the Open Meetings Act.

(3) Any citizen of this state may commence a suit in the district court of the county in which the public body ordinarily meets or in which the plaintiff resides for the purpose of requiring compliance with or preventing violations of the Open Meetings Act, for the purpose of declaring an action of a public body void, or for the purpose of determining the applicability of the act to discussions or decisions of the public body. It shall not be a defense that the citizen attended the meeting and failed to object at such time. The court may order payment of reasonable attorney's fees and court costs to a successful plaintiff in a suit brought under this section.

(4) Any member of a public body who knowingly violates or conspires to violate or who attends or remains at a meeting knowing that the public body is in violation of any provision of the Open Meetings Act shall be guilty of a Class IV misdemeanor for a first offense and a Class III misdemeanor for a second or subsequent offense.

Revised
10/2020



PERRY, GUTHERY, HAASE & GESSFORD, P.C., L.L.O.
233 SOUTH 13TH STREET, SUITE 1400, LINCOLN, NE 68508
(402) 476-9200
jgessford@perrylawfirm.com
rschultze@perrylawfirm.com
gperry@perrylawfirm.com



Nebraska Council
of School Administrators
455 South 11th Street, Suite A
Lincoln, NE 68508
(402) 476-8055
nrsa.org

2021 Board Meeting Dates

- January 11, 2021
- February 15, 2021
- March 15, 2021
- April 12, 2021
- May 10, 2021
- June 14, 2021
- July 12, 2021
- August 9, 2021
- September 13, 2021
- October 11, 2021
- November 8, 2021
- December 13, 2021

Board Calendar

August

- Policy Committee Meeting (as needed)
- Direct Superintendent to sign Extra Duty Contracts
- Special Meeting for 2nd Set of Payables
- Hold Budget Hearing

September

- Budget Committee Meeting (as needed)
- Distribute Superintendent Evaluations
- Advertise for Snow Removal Bids (yearly)
- Approve Budget

October

- Negotiations Committee Meeting (as needed)
- Superintendent Evaluation - Board Members Only
- Accept Snow Removal Bids

November

- Budget Committee Meeting (as needed)
- Review Superintendent's Evaluation w/ Superintendent
- Negotiations Committee Meeting (as needed)
- Review the Nebraska Educational Profile

December

- Approve Superintendent's Contract
- Negotiations Committee Meeting (as needed)
- Committee on American Civics Meeting (public comment will be received)
- Review Audit

January

- Budget Committee Meeting (as needed)
- Negotiations Committee Meeting (as needed)
- Board Retreat
- Potential Conflict of Interest Statement Exhibit 202.02E1
- Employment of Immediate Family Members Disclosure Statement Exhibit 202.02E2
- Post Superintendent's Contract per Requirements of the Superintendent's Transparency Act
- Set Administrator's Salaries

February

- Policy Committee Meeting (as needed)
- Approve School Calendar
- Review Student Achievement Data
- Review Tenured Staff
- Set Other Non-teaching Staff Salaries
- Advertise for Lawn Care Bids (every two years)
- Advertise for Audit Services (every three years, approved in June 2018)

March

- Budget Committee Meeting
- Set Classified Staff Salaries
- Review Policy #502.05 – Student Transfers In
- Accept Lawn Care Bids
- Accept Audit Services Bid

April

- Legislative Committee Meeting (as needed)
- Compensation for Substitutes, Developing Eagles, Interpreters, Accompanist, and Off Contract Certified Staff
- RFP for lunch

May

- Budget Committee Meeting
- Approve Lunch Contract (yearly)
- Set Lunch Prices for Upcoming School Year
- Student Fee Policy #504.19 - Advertise Hearing

June

- Board Retreat
- Review Student Fee Policy #504.19
- Authorize Superintendent to Apply for Federal Funds
- Transportation Contract (every three years, approve Aug 2020)
- Activity Assignments
- Committee on American Civics Meeting (public comment will be received)

July

- Budget Committee Meeting
- Approve Audit Engagement
- Review Parent & Family Involvement in the Schools Policy #1005.03
- Review Bullying Prevention Policy #504.20

Thank you so
much for the
Beautiful clock.
I put it so I
can see it from
my recliner! 😊


Sure has been
a fast 30 years.
Many laughs
& many tears.

Thanks for
the memories,

Thanks.
KRIS Buker.



Family, Career, & Community
Leaders of America



This is to recognize:

O'Neill Board of Education

Whose support of the FCCLA Program exemplifies the goals
and contributions of America's youth.

Ann Mann

Ann Mann, Advisor

May 3, 2021



Good Life. Great Strength.

April 29, 2021

O'NEILL PUBLIC SCHOOLS HOLT CO. SCHOOL DISTRICT #7
ATTN: AMY SHANE
P.O. BOX 230
O'NEILL, NE 68763

FIPS#: 089-00B47-00

Subject: DR-4521 Payment

Dear Ms. Shane,

This letter is to inform you that a payment for the 25% previously not covered Federal Share has been made for PW 20 in the amount of **\$8,803.23**.

FEMA shall provide a 100 percent Federal cost share for all work eligible for assistance under Public Assistance Category B, pursuant to sections 403 (42 U.S.C. 5170b), 502 (42 U.S.C. 5192), and 503 (42 U.S.C. 5193) of the Stafford Act, as per February 2nd memorandum issued by President Biden. This only applies to DR 4521.

The remaining 25% Federal Share was paid through the FEMA Public Assistance Grant Program. This is the final payment for this PW.

Amount Paid: \$8,803.23		
PW	Project Total	Remaining Federal Share (25%) (FEMA PA)
20	\$35,212.94	\$8,803.23

>

Enclosed for your records is the State Financial Analysis Form.

If you have any questions, please contact Patrick Conway at (402) 440-2376 or patrick.conway@nebraska.gov.

Sincerely,



Molly Bargmann
Recovery Section Manager

Daryl Bohac, Director

Nebraska Emergency Management Agency

2433 NW, 24th Street
Lincoln, Nebraska 68524

OFFICE 402-471-7421 **FAX** 402-471-7433

nema.nebraska.gov



2020-2021 O'Neill Public Schools Calendar

Board Approved - February 10, 2020

Board Approved Revisions - July 30, 2020 *(removed 2:30 Monday Early Outs, added No School - Staff Development Oct 21 & Mar 10)*

Board Approved Revisions - November 16, 2020 *(Added No School - Staff Development Nov 25 & Dec 21, 22)*

Board Approved Revisions - December 14, 2020 *(Removed Staff Dev & Added Students in Session Jan 18, Added No School - Staff Development Feb 12 & Apr 16)*

Board Approved Revisions - May 10, 2021 *(Changed Last Day of School for Students to Wednesday, May 19th w/regular dismissal time)*

Practice Starts - CC, FB, GG, SB, VB 10
 School Board Meeting 10
 Staff Development 13-14, 17
First Day of School - 1:30 Dismissal 18

AUGUST 2020						
S	M	T	W	T	F	S
						1
2	3	4	5	6	7	8
9	10	11	12	13	14	15
16	17	18	19	20	21	22
23	24	25	26	27	28	29
30	31					

FEBRUARY 2021						
S	M	T	W	T	F	S
	1	2	3	4	5	6
7	8	9	10	11	12	13
14	15	16	17	18	19	20
21	22	23	24	25	26	27
28						

No School 11
 8am-10am Staff Development
 10am-4pm K-12 P/T Conferences
No School - Staff Development 12
 School Board Meeting 15
 No School 19

T - 13 H - 10 E - 10

T - 19 H - 17 E - 17

No School - Labor Day 7
 School Board Meeting 14

SEPTEMBER 2020						
S	M	T	W	T	F	S
		1	2	3	4	5
6	7	8	9	10	11	12
13	14	15	16	17	18	19
20	21	22	23	24	25	26
27	28	29	30			

MARCH 2021						
S	M	T	W	T	F	S
	1	2	3	4	5	6
7	8	9	10	11	12	13
14	15	16	17	18	19	20
21	22	23	24	25	26	27
28	29	30	31			

End of 3rd Quarter 10
No School - Staff Development 10
 No School - Students 10,11,12
 School Board Meeting 15

T - 21 H - 21 E - 21

T - 21 H - 20 E - 20

School Board Meeting 12
 End of 1st Quarter 21
No School - Staff Development 21
 No School - Students 22
 8am-10am Staff Development
 10am-4pm K-12 P/T Conferences
 No School - Fall Break 23

OCTOBER 2020						
S	M	T	W	T	F	S
			1	2	3	
4	5	6	7	8	9	10
11	12	13	14	15	16	17
18	19	20	21	22	23	24
25	26	27	28	29	30	31

APRIL 2021						
S	M	T	W	T	F	S
				1	2	3
4	5	6	7	8	9	10
11	12	13	14	15	16	17
18	19	20	21	22	23	24
25	26	27	28	29	30	

No School - Easter Break 2-5
 Optional Student Make Up Day 5
 School Board Meeting 12
No School - Staff Development 16

T - 21 H - 19 E - 19

T - 20 H - 19 E - 19

Veteran's Day Observed 11
 School Board Meeting 16
 No School - Students 25
No School - Staff Development 25
 No School - Thanksgiving Break 26-29

NOVEMBER 2020						
S	M	T	W	T	F	S
1	2	3	4	5	6	7
8	9	10	11	12	13	14
15	16	17	18	19	20	21
22	23	24	25	26	27	28
29	30					

MAY 2021						
S	M	T	W	T	F	S
						1
2	3	4	5	6	7	8
9	10	11	12	13	14	15
16	17	18	19	20	21	22
23	24	25	26	27	28	29
30	31					

School Board Meeting 10
 Senior's Last Day 12
 Graduation 15
 1:30 pm Dismissal 20
Student's Last Day - End of 2nd Semester 19
Staff Development 20-21
 Optional Student Make Up Day 21
 Memorial Day 31

T - 19 H - 18 E - 18

T - 15 H - 13 E - 13

School Board Meeting 14
 End of 1st Semester 18
 No School - Students 21,22
No School - Staff Development 21,22
 No School - Winter Break 23-31

DECEMBER 2020						
S	M	T	W	T	F	S
		1	2	3	4	5
6	7	8	9	10	11	12
13	14	15	16	17	18	19
20	21	22	23	24	25	26
27	28	29	30	31		

JUNE 2021						
S	M	T	W	T	F	S
						1
2	3	4	5	6	7	8
9	10	11	12	13	14	15
16	17	18	19	20	21	22
23	24	25	26	27	28	29
30	31					

School Board Meeting 14

T - 16 H - 14 E - 14

No School - Winter Break 1
 Staff Development 4
 Students Return 5
 School Board Meeting 11
Students and Staff in Session 18
 No School - FCCLA District Star 27

JANUARY 2021						
S	M	T	W	T	F	S
					1	2
3	4	5	6	7	8	9
10	11	12	13	14	15	16
17	18	19	20	21	22	23
24	25	26	27	28	29	30
31						

JULY 2021						
S	M	T	W	T	F	S
				1	2	3
4	5	6	7	8	9	10
11	12	13	14	15	16	17
18	19	20	21	22	23	24
25	26	27	28	29	30	31

Independence Day 4
 School Board Meeting 12

T - 20 H - 18 E - 18

1st Semester
 T - 90 H - 82 E - 82

Teacher Contract Days 185
JH/HS Student Days 169
Elementary Student Days 169

2nd Semester
 T - 95 H - 87 E - 87

Legend

First and Last Day of School
 School Board Meeting

Be sure to carefully note the dates and descriptions in the margins. For up to date changes, check the calendar on the O'Neill Public Schools website.

No School
 1:30 Dismissal - Staff & Students
 Staff Development

2021-2022 O'Neill Public Schools Calendar

Board Approved - 02-15-2021

Board Approved Revisions - May 10, 2021 *(changed No School from March 3 & 4 to March 10 & 11)*

Practice Starts - CC, FB, GG, SB, VB 9
 School Board Meeting 9
 Staff Development 12-13,16
First Day of School - 1:30 Dismissal 17
2:30 pm Dismissal 23,30
Staff Development

AUGUST 2021						
S	M	T	W	T	F	S
1	2	3	4	5	6	7
8	9	10	11	12	13	14
15	16	17	18	19	20	21
22	23	24	25	26	27	28
29	30	31				

FEBRUARY 2022						
S	M	T	W	T	F	S
		1	2	3	4	5
6	7	8	9	10	11	12
13	14	15	16	17	18	19
20	21	22	23	24	25	26
27	28					

School Board Meeting 14
 No School 17
 8am-10am Staff Development
 10am-4pm K-12 P/T Conferences
 No School 18
2:30 pm Dismissal 7,14,21,28
Staff Development

T - 14 H - 11 E - 11

T - 19 H - 18 E - 18

No School - Labor Day 6
 School Board Meeting 13
2:30 pm Dismissal 13,20,27
Staff Development

SEPTEMBER 2021						
S	M	T	W	T	F	S
			1	2	3	4
5	6	7	8	9	10	11
12	13	14	15	16	17	18
19	20	21	22	23	24	25
26	27	28	29	30		

MARCH 2022						
S	M	T	W	T	F	S
		1	2	3	4	5
6	7	8	9	10	11	12
13	14	15	16	17	18	19
20	21	22	23	24	25	26
27	28	29	30	31		

No School 10,11
 End of 3rd Quarter 11
 School Board Meeting 14
2:30 pm Dismissal 7,14,21,28
Staff Development

T - 21 H - 21 E - 21

T - 21 H - 21 E - 21

School Board Meeting 11
 End of 1st Quarter 20
 No School - Students 21
 8am-10am Staff Development
 10am-4pm K-12 P/T Conferences
 No School - Fall Break 22
2:30 pm Dismissal 4,11,18,25
Staff Development

OCTOBER 2021						
S	M	T	W	T	F	S
				1	2	
3	4	5	6	7	8	9
10	11	12	13	14	15	16
17	18	19	20	21	22	23
24	25	26	27	28	29	30
31						

APRIL 2022						
S	M	T	W	T	F	S
				1	2	
3	4	5	6	7	8	9
10	11	12	13	14	15	16
17	18	19	20	21	22	23
24	25	26	27	28	29	30

School Board Meeting 11
 No School - Easter Break 15-18
 Optional Student Make Up Day 18
2:30 pm Dismissal 4,11,25
Staff Development

T - 20 H - 19 E - 19

T - 19 H - 19 E - 19

Veteran's Day Observed 11
 School Board Meeting 15
 1:30 pm Dismissal 24
 No School - Thanksgiving Break 25,26
2:30 pm Dismissal 1,8,15,22,29
Staff Development

NOVEMBER 2021						
S	M	T	W	T	F	S
		1	2	3	4	5
6	7	8	9	10	11	12
13	14	15	16	17	18	19
20	21	22	23	24	25	26
27	28	29	30			

MAY 2022						
S	M	T	W	T	F	S
1	2	3	4	5	6	7
8	9	10	11	12	13	14
15	16	17	18	19	20	21
22	23	24	25	26	27	28
29	30	31				

School Board Meeting 9
 Senior's Last Day 11
 Graduation 14
1:30 pm Dismissal 19
 Student's Last Day - End of 2nd Semester 19
 Staff Development 20
 Optional Student Make Up Day
 Memorial Day 30
2:30 pm Dismissal 2,9,16
Staff Development

T - 20 H - 20 E - 20

T - 15 H - 14 E - 14

School Board Meeting 13
 End of 1st Semester 21
 1:30 pm Dismissal 21
 NSAA Moratorium 22-26
 No School - Winter Break 22-31
2:30 pm Dismissal 6,13,20
Staff Development

DECEMBER 2021						
S	M	T	W	T	F	S
			1	2	3	4
5	6	7	8	9	10	11
12	13	14	15	16	17	18
19	20	21	22	23	24	25
26	27	28	29	30	31	

JUNE 2022						
S	M	T	W	T	F	S
			1	2	3	4
5	6	7	8	9	10	11
12	13	14	15	16	17	18
19	20	21	22	23	24	25
26	27	28	29	30		

School Board Meeting 13

No School - Winter Break 1-2
 Staff Development 3
 Students Return 4
 School Board Meeting 10
2:30 pm Dismissal 10,17,24,31
Staff Development

JANUARY 2022						
S	M	T	W	T	F	S
						1
2	3	4	5	6	7	8
9	10	11	12	13	14	15
16	17	18	19	20	21	22
23	24	25	26	27	28	29
30	31					

JULY 2022						
S	M	T	W	T	F	S
					1	2
3	4	5	6	7	8	9
10	11	12	13	14	15	16
17	18	19	20	21	22	23
24	25	26	27	28	29	30
31						

Independence Day 4
 School Board Meeting 11

T - 21 H - 20 E - 20

1st Semester
 T - 90 H - 86 E - 86

Teacher Contract Days 185
 JH/HS Student Days 178
 Elementary Student Days 178

2nd Semester
 T - 95 H - 92 E - 92

Legend

- First and Last Day of School - 1:30 Dismissal
- School Board Meeting
- Staff Development - 2:30 Student Dismissal

Be sure to carefully note the dates and descriptions in the margins. For up to date changes, check the calendar on the O'Neill Public Schools website.

- No School
- 1:30 Dismissal - Staff & Students
- Staff Development

Based upon recommendations from the Nebraska Instructional Materials Collaborative, the ELA department reviewed three textbooks. After hearing sales pitches from the three different companies, Steph Lundgren from ESU 8 suggested that the ELA department use a site called Edreports.org as a tool for evaluation. This is an independent, non-profit organization dedicated solely to the purpose of providing reviews of instructional materials. Materials are reviewed on four criteria: text quality, building knowledge, alignment, and usability. The *Into Literature* series by HMH earned high marks in all four areas.

<https://edreports.org/reports/overview/into-literature>

Edreports.org reports, “*Into Literature* Grades 6-8 and 9-12 provides consistent alignment to Nebraska State Standards. Over the course of each grade level’s materials, students read and listen to appropriately rigorous, high quality texts and are provided questions and tasks that support close reading and critical analysis. The materials support knowledge building as well as attending to growing vocabulary and independence in literacy skills. Teacher information includes guidance to support differentiation and implementation.”

Additionally, *Into Literature* builds upon the *Collections* series, which we are currently using. The technology component of this series is one that will be familiar to

students because HMH is used in the social sciences department.

IMET Evaluation Summary 1 of 2

Instructional Materials Evaluation Tool (IMET)
ELM Literacy, Grades 3-12

Title of Submission: Int'l Literature

Name of Evaluator(s): Danielle Reinhardt-Sigler, Terara Pompatz, Kendra Vanderbeek, Bri Kelly

Publisher: Houghton Mifflin Harcourt

Date of Evaluation: 4-6-2021

Date of Publication: 2020

Signature of Each Evaluator(s): Danielle Reinhardt-Sigler, Terara Pompatz, Kendra Vanderbeek

Non-Negotiable Criteria

Alignment Criteria

Each Non-Negotiable must be met in order for the Non-Negotiable Alignment Criteria to be met overall.

Each Alignment Criterion must be met with a sufficient number of points in order for Alignment Criteria to be labeled as "Meets" overall. The more points the materials receive on the Alignment Criteria, the better they are aligned.

Non-Negotiable 1:
High-quality Text

Alignment Criterion 1:
Range and Quality of Texts

Alignment Criterion 2:
Questions, Tasks, and Assignments

Meets
 Does Not Meet

Points: of 6 possible.
(Materials must receive at least 4 of 6 points to align. Materials for grades 6-12 should have an automatic 2 points awarded for AC/C if fluency is determined not to be a factor in materials selection.)

Points: of 14 possible.
(Materials must receive at least 11 of 14 points to align. Materials for grades 6-12 should have an automatic 2 points awarded for AC2G.)

Non-Negotiable 2:
Evidence-based Discussion and Writing

Meets
 Does Not Meet

Meets
 Does Not Meet

Does Not Meet

Alignment Criterion 3:
Building Knowledge with Texts, Vocabulary, and Tasks

Alignment Criterion 4:
Access to the Standards for All Students

Non-Negotiable 3:
Building Knowledge

Points: of 6 possible.
(Materials must receive at least 4 of 6 points to align.)

Points: of 10 possible.
(Materials must receive at least 7 of 10 points to align.)

Meets
 Does Not Meet

Meets
 N/A

Meets
 N/A

Overall

Non-Negotiables Overall

Alignment Criteria Overall

Meets
 Does Not Meet

Meets
 Does Not Meet



HMH Into Literature Online Preview Instructions

To preview what **STUDENTS** see on Ed: Your Friend in Learning:

- Go to www.hmhco.com/ed. The screen should look like the following. If it doesn't, click the **Change** district.

Sign In

To sign in, toggle district or independent school

District Independent school

State
Start typing to select a state

District
Start typing to select a district

[Redacted]

- Under State, start typing **EVALUATOR**, and select EVALUATOR when you see it.
- Under District, copy the following into the field: **NA Into Literature v2-91005131**, and select it when it pops up.
- Click **Next**.
- Under Username, copy the following into the field: **EvalStudent24_91005132**
- Under Password, copy the following into the field: **E11fyg9jygg5**
- Once logged in, click on **Discover**.
- From the **Select a program** dropdown menu, you'll be able to look at each grade level. Within each grade level, you can see everything a student will have access to.

O'Neill Public School

Breakfast and Lunch Prices

	RFP Proposed	Approved 5/11/20	Approved 5/13/19	Approved 5/14/18	Approved 5/15/17	RFP Approved 5/16/16	Approved 5/11/15	Approved 5/12/14	Approved 5/13/13	Approved 5/14/12
	21/22	20/21	19/20	18/19	17/18	16/17	15/16	14/15	13/14	12/13
Breakfast										
Student Breakfast	1.50	1.50	1.50	1.45	1.40	1.40	1.35	1.35	1.30	1.20
Adult Breakfast	2.40	2.30	2.25	2.20	2.10	2.00	1.75	1.75	1.60	1.50
PS Breakfast	1.50	1.50	1.50	1.45	1.40	1.40	1.35	1.35	1.30	1.20
Breakfast Entrée	1.10	1.10	1.10	1.10	1.10	1.10	1.10	1.10	1.10	1.00
Milk	0.50	0.50	0.50	0.50	0.50	0.50	0.45	0.45	0.45	0.45
10 oz Juice	1.50	1.50	1.50	1.50	1.50	1.50	1.50	1.50	1.25	1.25
8 oz Juice	0.75	0.75	0.75	0.75	0.75	0.70	0.65	0.65	0.65	0.65
4 oz Juice	0.50	0.50	0.50	0.50	0.50	0.50	0.45	0.45	0.45	0.45
Cereal Bars (WG 14/15)	0.75	0.75	0.75	0.75	0.75	0.75	0.75	0.75	1.00	1.00
Pop Tarts (WG 14/15)	0.75	0.75	0.75	0.75	0.75	0.75	0.75	0.75	1.00	1.00
Fruit Shapes	0.75	0.75	0.75	0.75	0.75	0.75	0.75	0.75		
Muffins	0.75	0.75	0.75	0.75	0.75					
Izze Juices/Envy	1.25	1.25	1.25	1.25						
Lunch										
Student Lunch	2.70	2.70	2.70	2.65	2.60	2.55	2.50	2.50	2.45	2.35
Adult Lunch	4.00	3.75	3.65	3.60	3.30	3.25	3.00	3.00	2.95	2.85
PS Lunch	2.70	2.70	2.70	2.65	2.60	2.55	2.50	2.50	2.45	2.35
Milk	0.50	0.50	0.50	0.50	0.50	0.50	0.45	0.45	0.45	0.45
Lunch Entrée	1.75	1.75	1.75	1.70	1.65	1.65	1.60	1.60	1.60	1.55
Name Brand Pizza	1.90	1.90	1.90	1.90	1.85	1.85	1.80	1.80	1.80	1.75
Snacks	0.90	0.85	0.85	0.85	0.80	0.80	0.75	0.75	0.70	0.70
Extra Potatoes	0.75	0.75	0.75	0.75	0.75	0.75	0.75	0.75	0.75	0.75
Side Salad	1.00	1.00	1.00	1.00	1.00	1.00	1.00	1.00	0.75	0.75
8 oz Juice	0.75	0.75	0.75	0.75	0.75	0.70	0.65	0.65	0.65	0.65
Chef's Meal	2.25	2.25	2.25	2.25	2.25	2.25	2.00	3.95	3.95	3.95
F/V Bar	1.75	1.75	1.75	1.70	1.65	1.65	1.60			
Baked Chips	0.75	0.75	0.75	0.75	0.75	1.00	1.00	1.00	1.00	
A la Carte Sold after Lunch										
Note: These items are sold to students for cash only.										
Water	1.00	1.00	1.00	1.00	1.00	1.00	1.00	1.00	1.00	1.00
Cookie - 1 ea (new 14/15)	0.50	0.50	0.50	0.50	0.50	0.50	0.50	0.50		
Ice Cream - Small	0.50	0.50	0.50	0.50	0.50	0.50	0.50	N/A	0.75	0.75
Ice Cream - Medium	0.75	0.75	0.75	0.75	0.75	0.75	0.75	N/A	1.00	1.00
Ice Cream-Premium	1.00	1.00	1.00	1.00	1.00	1.00	1.00	N/A	1.50	1.50

Section 500: STUDENTS
Student Rights and Responsibilities
Student Fees

504.19

The Board of Education acknowledges that the Public Elementary and Secondary Student Fee Authorization Act authorizes school districts to charge student fees for certain student activities and requires the district to adopt a policy addressing student fees. Further, the board recognizes the fact that there are expenses relating to educational and extracurricular programs and activities that may require financial participation by students and their parents or guardians. In order to provide the district's students and their parents or guardians with guidance regarding the district's position on student fees, the Board of Education enacts the following Student Fee Policy. It is the intent of the board to provide equal access for students to all programs while complying with the laws of Nebraska and the rules and regulations of the Nebraska Department of Education.

A. DEFINITIONS.

1. Extracurricular activities means student activities or organizations which are supervised or administered by the school district, which do not count toward graduation or advancement between grades, and in which participation is not otherwise required by the school district;
2. Postsecondary education costs means tuition and other fees associated with obtaining credit from a postsecondary educational institution. For a course in which students receive high school credit and for which they may also choose to apply for postsecondary education credit, the course shall be offered without charge for tuition, transportation, books, or other fees, except that if the student chooses to apply for postsecondary education credit, he or she may be charged tuition and other fees only associated with obtaining credits from a postsecondary educational institution.

B. FEES AUTHORIZED. Except as provided otherwise herein, the district may require and collect fees or other funds from or on behalf of students or require students to provide specialized equipment or specialized attire for any of the following purposes:

1. Participation in extracurricular activities;
2. Admission fees and transportation charges for spectators attending extracurricular activities;
3. Postsecondary education costs;
4. Transportation pursuant to Neb. Rev. Stat. §79-241, 79-605, and 79-611.
5. Copies of student files or records pursuant to Neb. Rev. Stat. §79-2,104;
6. Reimbursement to the district for school property lost or damaged by the student;
7. Before-and-after-school or pre-kindergarten services offered pursuant to Neb. Rev. Stat. §79-104;
8. Summer school or night school;
9. Breakfast and lunch programs;
10. Any other fee authorized by law.

NASB Policy
Adopted: 08/29/2014
Reviewed: 05/11/2015
Reviewed: 06/13/2016
Reviewed: 06/12/2017
Reviewed: 07/16/2018
Reviewed: 07/15/2019
Reviewed: 05/11/2020
Reviewed: 05/10/2021

O'Neill Board of Education
School District No. 7

Section 500: STUDENTS
Student Rights and Responsibilities
Student Fees

504.19

The Public Elementary and Secondary Student Fee Authorization Act does not limit the ability of a governing body to request donations of money, materials, equipment, or attire to defray costs if the request is made in such a way that it is clear that the request is not a requirement. The act does not prohibit a governing body from permitting students to supply materials for course projects.

- C. PERSONAL OR CONSUMABLE ITEMS. The district may require students to furnish minor personal or minor consumable items for participation in extracurricular activities.
- D. NON-SPECIALIZED ATTIRE (CLOTHING). Students may be required to furnish and wear non-specialized attire for specified courses and activities.
- E. COURSE PROJECT MATERIALS. Students may be required to furnish materials for course projects that become the property of the students upon completion.
- F. MUSICAL INSTRUMENTS AND ACTIVITIES. Students may be required to furnish musical instruments for participation in optional music courses that are not extracurricular activities except that musical instruments shall be provided without charge for any student who qualifies for free or reduced-price lunches under United States Department of Agriculture child nutrition programs. The district shall not be obligated to provide a particular type of musical instrument for any student.
- G. EXTRACURRICULAR ACTIVITIES/FIELD TRIPS. Students may be required to furnish footwear, field trip fees, and other minor personal and consumable items.
- H. TRANSPORTATION COSTS. Students may be required to pay transportation costs to attend extracurricular activities.
- I. SCHOOL STORE. The district may operate a school store in which students may purchase food, beverages, and personal or consumable items. Said purchases shall not be subject to any fee waiver.
- J. STUDENT RECORD COPY CHARGES. No fee shall be charged to students, their parent(s) and/or their guardian(s) for one copy of a student's files or records.
- K. SUMMER AND NIGHT SCHOOL. Fees may be required for participation in summer or night school.
- L. BREAKFAST AND LUNCH PROGRAM. The district offers lunches that qualify as approved meals pursuant to the federal government guidelines.

NASB Policy
Adopted: 08/29/2014
Reviewed: 05/11/2015
Reviewed: 06/13/2016
Reviewed: 06/12/2017
Reviewed: 07/16/2018
Reviewed: 07/15/2019
Reviewed: 05/11/2020
Reviewed: 05/10/2021

O'Neill Board of Education
School District No. 7

Section 500: STUDENTS
Student Rights and Responsibilities
Student Fees

504.19

- M. OTHER ITEMS. Yearbooks, class rings, letter jackets, and similar items are sold as a convenience to students and are not fees and are not covered by this policy. Fines for overdue library books, abuse of school parking privileges, and other school rules, regulations, and policies developed for the safe and efficient operation of the school are not student fees.
- N. PUBLIC HEARING. On or before August 1, 2002, and annually each year thereafter, the school board shall hold a public hearing at a regular or special meeting of the board on a proposed student fee policy, following a review of the amount of money collected from students pursuant to, and the use of waivers provided in, the student fee policy for the prior school year. The student fee policy shall be adopted by a majority vote of the school board and shall be published in the student handbook. The board shall provide a copy of the student handbook to every student, or to every household in which at least one student resides, at no cost to the student or household.
- O. STUDENT FEE FUND. The district hereby establishes a separate student fee fund not funded by tax revenue, into which all money collected from students pursuant to the Public Elementary and Secondary Student Fee Authorization Act shall be deposited and from which money shall be expended for the purposes for which it was collected from students. Fees collected from another school district's students shall be accounted for in the general fund.
- P. FEE WAIVER. Any fees to be charged or materials to be provided for the following may be waived for students who qualify for free or reduced-prices lunches under United States Department of Agriculture child nutrition programs:
1. Participation in extracurricular activities;
 2. Specialized equipment or specialized attire for participation in extracurricular activities;
 3. "Course Project Materials" as provided in paragraph E;
 4. Musical instruments both for participation in optional music courses that are not extracurricular activities and for participation in extracurricular activities.

Other student fees may also be waived at the discretion of the Superintendent or his or her designee for students who qualify for free or reduced-priced lunches under United States Department of Agriculture child nutrition programs.

- Q. PENALTIES. Students who fail to pay overdue student fees may be subject to administrative penalties including but not limited to exclusion from graduation and commencement ceremonies or related activities, exclusion from prom, withholding of the yearbook or annual, etc. Students shall not be denied a diploma, transcript, or credit for course work completed for failure to pay student fees.

NASB Policy
Adopted: 08/29/2014
Reviewed: 05/11/2015
Reviewed: 06/13/2016
Reviewed: 06/12/2017
Reviewed: 07/16/2018
Reviewed: 07/15/2019
Reviewed: 05/11/2020
Reviewed: 05/10/2021

O'Neill Board of Education
School District No. 7

Section 500: STUDENTS

Student Rights and Responsibilities

Student Fees

504.19

- R. FUND-RAISING. Students may be required to partake in fund-raising activities in order to participate in extracurricular activities. If fund-raising is required for a particular extracurricular activity, any student participating in said activity shall be expected and required to participate in equally and share equally in whatever funds are raised.
- S. SEVERABILITY CLAUSE. If any section or part of this policy is declared invalid or unconstitutional, the declaration will not affect the validity or constitutionality of the remaining portions.
- T. STUDENT FEE SCHEDULE. The Board of Education hereby imposes the following fees for the programs designated:

Legal Reference: Neb. Constitution, Art VII, Sect. 1
 Neb. Statute 79-215 (tuition)
 79-241 (option student busing)
 79-605 (nonresident busing)
 79-611 (transportation fees)
 79-734 (books, equipment and supplies)
 79-2,104 (student files)
 79-2,125 to 2,134 (student fees law)
 79-1104 (before-and-after-school services)
 79-1106 to 1108 (learners with high ability)

Cross Reference: 505.05 Fines for Lost or Damaged Items
 506 Student Activities
 507.01 Student Records Access
 801 Transportation
 802.05 Free or Reduced Cost Meals Eligibility
 1005.01 Public Complaints

NASB Policy
Adopted: 08/29/2014
Reviewed: 05/11/2015
Reviewed: 06/13/2016
Reviewed: 06/12/2017
Reviewed: 07/16/2018
Reviewed: 07/15/2019
Reviewed: 05/11/2020
Reviewed: 05/10/2021

O'Neill Board of Education
School District No. 7

Section 500: STUDENTS
Student Rights and Responsibilities
Student Fees

504.19

Elementary Program

Program	General Description of Fee or Material	Amount of Fee (Anticipated or Maximum or Specified Materials Required)
Grades 4-6	Planner	\$5.00 replacement fee
Summer School	Classes Offered	\$50.00 per student
		\$15.00 per student per class when supplies fee is applicable
Night School	Classes Offered	\$50.00 per student
		\$15.00 per student per class when supplies fee is applicable
Classroom Supplies	General Supplies; such as writing instruments (pens, pencils, crayons, markers), notebooks, etc.	None - - necessary items supplied by the school. Students will be responsible for the replacement cost of damaged or lost supplies. Students are encouraged but not required to bring items from class supply lists which may be handed out by the office or individual teacher.
Technological Equipment	iPads	Not to exceed \$1,000.00 replacement fee Broken Screen - \$100.00 Any other accidental damage 1 st Incident - \$75.00 or cost of repair 2 nd Incident – ½ of repair costs 3 rd Incident – Full cost of replacement or repair Intentional Damage Full Cost of Replacement
	Lap top Repairs	Not to exceed \$1,500.00 replacement fee Accidental Damage 1 st Incident – \$75.00 or cost of repair 2 nd Incident – ½ of repair costs 3 rd Incident – Full cost of replacement or repair Intentional Damage Full Cost of Replacement
Soundsational Singers	Costumes	Maximum fee of \$50.00

NASB Policy
 Adopted: 08/29/2014
 Reviewed: 05/11/2015
 Reviewed: 06/13/2016
 Reviewed: 06/12/2017
 Reviewed: 07/16/2018
 Reviewed: 07/15/2019
 Reviewed: 05/11/2020
Reviewed: 05/10/2021

O'Neill Board of Education
 School District No. 7

Section 500: STUDENTS
Student Rights and Responsibilities
Student Fees

504.19

Elementary Program

Program	General Description of Fee or Material	Amount of Fee	
		(Anticipated of Maximum or Specified Materials Required)	
Copies	Use of school copiers (except for one copy of a student's file, which will be provided without charge.)	Black & White Copies	\$0.05
		Black & White Copies (two sided)	\$0.07
		Color Copies	\$0.10
		Color Copies (two sided)	\$0.15
		Above prices are per page when charges apply.	
Field Trips	Transportation and admission costs of field trips	None - - Cost of school-sponsored, class-related field trips will be paid for by the school. Parents may be encouraged but not required to pay for field trip cost up to \$5.00 to defray costs. (With administrative approval, the requested donation may be up to \$100.00 for special field trips.) Meals on field trips will be at the expense of the student. Occasionally school sack lunches will be offered; the cost of these sack lunches will be consistent with typical lunch rates.	
School Meals	School meals and after-school snack program	\$1.50 – Breakfast	\$1.10 – Extra Breakfast Entrée
		\$2.70 – Lunch	\$1.75 – Extra Lunch Entrée
		\$1.90 – Extra Slice of Name Brand Pizza	
		\$1.00 – Side Salad	\$0.75 – Extra Potatoes
		\$0.50 – 4 oz. Juice	\$0.75 – 8 oz. Juice
		\$0.50 – Extra Milk	\$0.90 \$0.85 – Developing Eagle Snack
		Prices are maximums based on one meal per day, will vary depending on the number of meals or items purchased by the student, and may be adjusted during the year.	

NASB Policy
 Adopted: 08/29/2014
 Reviewed: 05/11/2015
 Reviewed: 06/13/2016
 Reviewed: 06/12/2017
 Reviewed: 07/16/2018
 Reviewed: 07/15/2019
 Reviewed: 05/11/2020
Reviewed: 05/10/2021

O'Neill Board of Education
 School District No. 7

Elementary Program

Program	General Description of Fee or Material	Amount of Fee <small>(Anticipated of Maximum or Specified Materials Required)</small>
Developing Eagles	After School Program	Free for children who qualify for free or reduced meals.
		\$5.00 per day per child for those not qualified for free or reduced meals.
		\$12.00 per day for 'out of school days' (i.e.: Christmas Break, Spring Break, etc.)
Developing Eagles	Summer School Program	Free for children who qualify for free or reduced meals.
		\$12.00 per day per child not to exceed \$24.00 per day per family for those not qualified for free or reduced meals.

Section 500: STUDENTS
Student Rights and Responsibilities
Student Fees

504.19

Secondary Program

Program	General Description of Fee or Material	Amount of Fee (Anticipated of Maximum or Specified Materials Required)
Summer School	Classes Offered	\$100.00 per resident student
		\$150.00 per non-resident student
		\$15.00 per student per class when supplies fee is applicable
Night School	Classes Offered	\$50.00 per student
		\$15.00 per student per class when supplies fee is applicable
Classroom Supplies	General Supplies; such as writing instruments (pens, pencils, crayons, markers), notebooks, etc.	None - - necessary items supplied by the school. Students will be responsible for the replacement cost of damaged or lost supplies. Students are encouraged but not required to bring items from class supply lists which may be handed out by the office or individual teachers.
Extra-Curricular	Uniform deposit	Not to exceed \$150.00
PE Classes	Appropriate clothing & Physical	Gym shoes, shorts, shirts, socks, etc. Physical – Cost varies; payable directly to student's physician or clinic.
Music Classes	Uniforms and equipment	Not to exceed \$150.00
Yearbook		Not to exceed \$60.00
FCCLA	Membership Dues	Not to exceed \$25.00
FFA	Membership Dues	Not to exceed \$50.00
Class Dues		Not to exceed \$30.00
Art Class	Appropriate clothing, non-specialized	Old shirt for painting, other clothing which may get paint on it or otherwise be damaged.
Industrial and Automotive	Protective eye wear, gloves	Not to exceed \$150.00

NASB Policy
 Adopted: 08/29/2014
 Reviewed: 05/11/2015
 Reviewed: 06/13/2016
 Reviewed: 06/12/2017
 Reviewed: 07/16/2018
 Reviewed: 07/15/2019
 Reviewed: 05/11/2020
 Reviewed: 05/10/2021

O'Neill Board of Education
 School District No. 7

Secondary Program

Program	General Description of Fee or Material	Amount of Fee	
		(Anticipated of Maximum or Specified Materials Required)	
School Meals	School meals and after-school snack program	\$1.50 – Breakfast	\$1.10 – Extra Breakfast Entrée
		\$0.75 – Cereal Bars	\$0.75 – Pop Tarts
		\$0.75 – Fruit Shapes	\$0.50 – Extra Milk
		\$0.50 – 4 oz. Juice	\$0.75 – 8 oz. Juice
		\$1.50 – 10 oz. Juice	\$0.85 <u>\$0.90</u> - Snacks
		\$2.70 – Lunch	\$1.75 – Extra Lunch Entrée
		\$0.75 – Muffins	\$1.25 – Izze Juices/Envy
		\$1.90 – Extra Slice of Name Brand Pizza	
		\$1.75 – Fruit/Vegetable Bar	
		\$2.25 – Chef's Meal	\$0.75 – Baked Chips
		\$1.00 – Side Salad	\$0.75 – Extra Potatoes
		\$1.00 – Water	\$0.50 – 1 Cookie
		\$0.50 – Sm Frozen Ice Cream	\$0.75 – Med Frozen Ice Cream
		\$1.00 – Premium Ice Cream	
		Prices are maximums based on one meal per day, will vary depending on the number of meals or items purchased by the student, and may be adjusted during the year.	
Copies	Use of school copiers (except for one copy of a student's file, which will be provided without charge.)	Black & White Copies	\$0.05
		Black & White Copies (two sided)	\$0.07
		Color Copies	\$0.10
		Color Copies (two sided)	\$0.15
		Above prices are per page when charges apply.	
Music (optional classes)	Musical Instruments	Musical instruments and accessories (reeds, valve oil, etc.) Limited instruments available for use by students.	
		Damage fee for school owned instruments not to exceed \$1,500.00	

NASB Policy
 Adopted: 08/29/2014
 Reviewed: 05/11/2015
 Reviewed: 06/13/2016
 Reviewed: 06/12/2017
 Reviewed: 07/16/2018
 Reviewed: 07/15/2019
 Reviewed: 05/11/2020
Reviewed: 05/10/2021

O'Neill Board of Education
 School District No. 7

Secondary Programs

Program	General Description of Fee or Material	Amount of Fee <small>(Anticipated of Maximum or Specified Materials Required)</small>
Field Trips	Transportation and admission costs of field trips	None - - Cost of school-sponsored, class-related field trips will be paid for by the school. Parents may be encouraged but not required to pay for field trip cost up to \$5.00 to defray costs. (With administrative approval, the requested donation may be up to \$500.00 for special field trips.) Meals on field trips will be at the expense of the student. School lunches will be provided as needed for free or reduced lunch eligible students.
Technological Equipment	iPad	Not to exceed \$1,000.00 replacement fee Broken Screen - \$100.00 Any other accidental damage 1 st Incident - \$75.00 or cost of repair 2 nd Incident – ½ of repair costs 3 rd Incident – Full cost of replacement or repair Intentional Damage Full Cost of Replacement
	Electronic Power Cords	\$50.00 replacement fee
	Lap top Repairs	Not to exceed \$1,500.00 replacement fee Accidental Damage 1 st Incident – \$75.00 or cost of repair 2 nd Incident – ½ of repair costs 3 rd Incident – Full cost of replacement or repair Intentional Damage Full Cost of Replacement
	24/7 Apple Mac Book Computer Fee	Not to exceed \$25.00
Advanced Math or Science Classes	Specialized calculators	Not to exceed \$200.00 replacement fee for lost or damaged calculators.

Section 500: STUDENTS
Student Rights and Responsibilities
Student Fees

504.19

Secondary Programs

Program	General Description of Fee or Material	Amount of Fee (Anticipated of Maximum or Specified Materials Required)
Post-Secondary Classes	Tuition and fees for college courses.	None - - Any post-secondary education costs are to be paid directly by the student to the college.
College Entrance Tests	Prep programs and tests	<p>Costs of college entrance tests or prep courses, such as ACT preparation, PSAT test, and ACT test, are optional and to be paid directly to the private companies involved.</p> <hr/> <p>School Sponsored ACT prep not to exceed \$250.00</p>
Admission	Spectator fees for admission to events	<p>\$5.00 <u>\$6.00</u> per event maximum</p> <hr/> <p>For District and Conference events hosted by the school, cost to be set by the NSAA, not to exceed \$20.00 per event.</p>
Athletic Physicals	NSAA required athletic physicals	Cost varies; payable directly to student's physician or clinic.
Athletic participation fees	Fee to participate in athletic programs	In the event a fee is charged, the fee will be \$50.00 per year maximum.

NASB Policy
 Adopted: 08/29/2014
 Reviewed: 05/11/2015
 Reviewed: 06/13/2016
 Reviewed: 06/12/2017
 Reviewed: 07/16/2018
 Reviewed: 07/15/2019
 Reviewed: 05/11/2020
Reviewed: 05/10/2021

O'Neill Board of Education
 School District No. 7

Nebraska Statewide Family Engagement Center Sites

School	Contact Person
Everett Elementary – Lincoln, NE	Monica Asher - masher@lps.org
Belmont Elementary – Lincoln, NE	Monica Asher - masher@lps.org
Culler Middle – Lincoln, NE	Monica Asher - masher@lps.org
Lincoln Elementary – Grand Island, NE	Anna Schmidt - aschmidt@gips.org
Morton Elementary – Lexington, NE	Nancy Pinedo - nancy.pinedo@lexschools.org
Schuyler Elementary – Schuyler, NE	Winnie Harbison - winnie.harbison@schuylercommunityschools.org
Lewis & Clark Elementary – South Sioux City, NE	Robin Johnson - robin.johnson@ssccards.org
Sts. Peter and Paul (Catholic School) – Omaha, NE	Vickie Hecker - vhecker@sppsaints.org

Crete Elementary Schools – Crete, NE	Ryan Hinz - ryan.hinz@creteschools.org
Madison Elementary – Madison, NE	Karla Kush - kkush@esu8.org
Minne Lusa Elementary – Omaha, NE	Shana Rutherford - shana.rutherford@ops.org
Belvedere Elementary – Omaha, NE	Tammy Francisco - tamera.francisco@ops.org
Fontenelle Elementary – Omaha, NE	Shana Rutherford (for now) - shana.rutherford@ops.org



Family Learning
COMMUNITY
Nebraska

NCFL's Nebraska SFEC Information Session

Local Education Agency (LEA)
Year 4 Site Consideration



Agenda

- Overview of NCFL
- Overview of Family Literacy
- Overview of Statewide Family Engagement Center (SFEC) Grant




NCFL's Mission

NCFL works to eradicate poverty through education solutions for families.

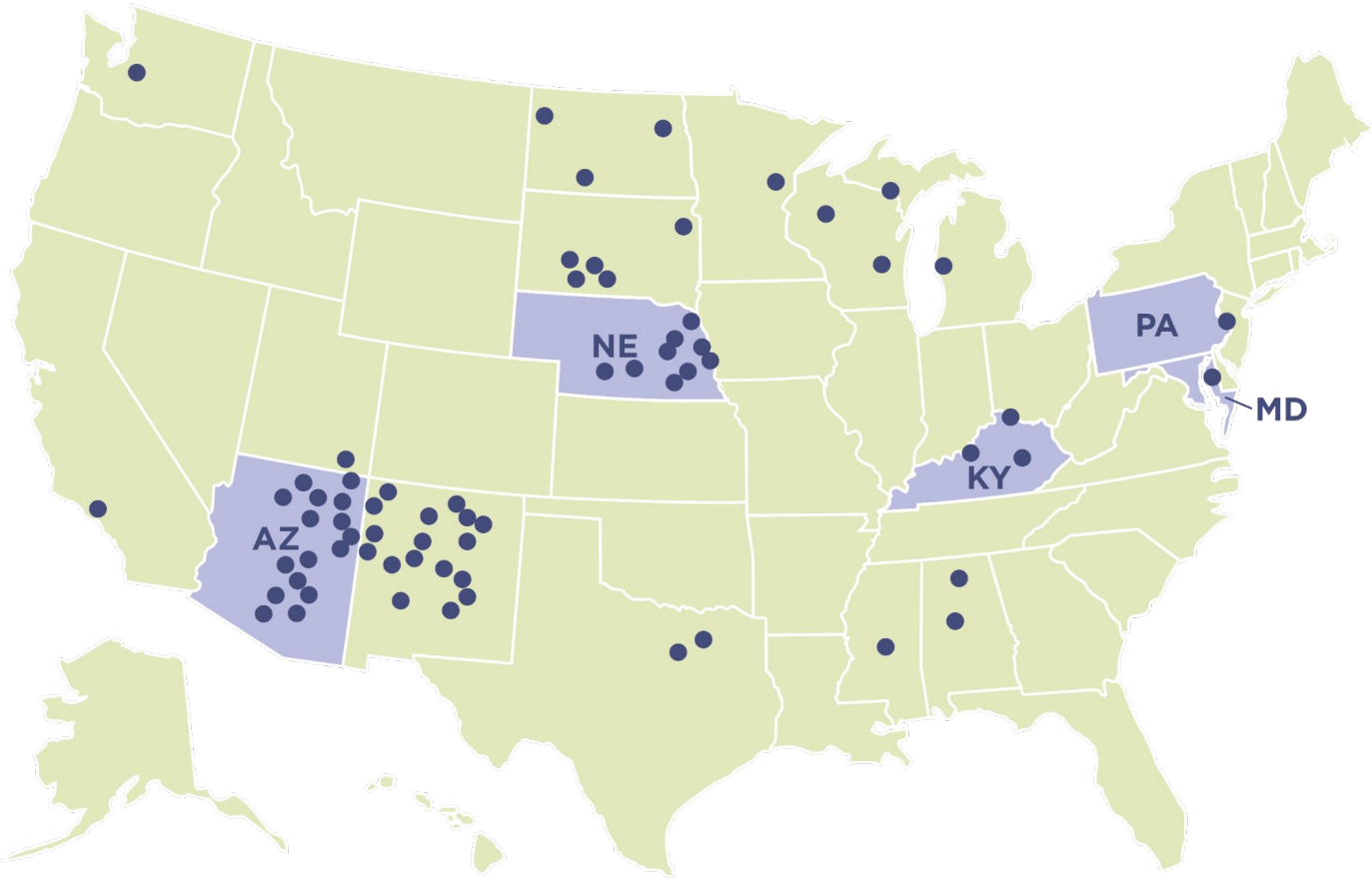
Engaging multiple generations together has been a fundamental and distinguishing aspect of our work, because we know this holistic approach creates a stronger impact and greater success for families.



What We Do



NCFL Footprint



Federal Definition of Family Literacy

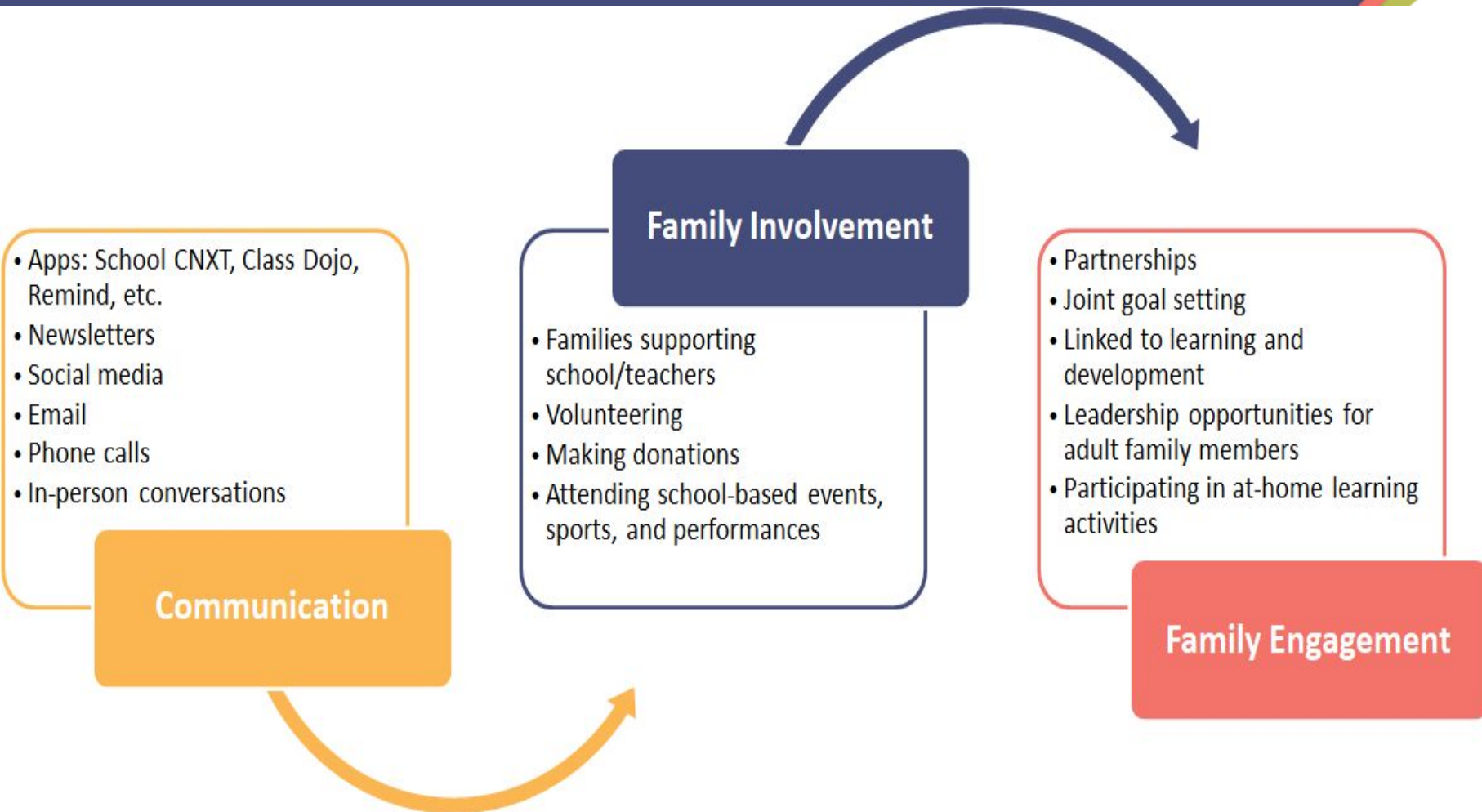


“The term ‘family literacy services’ means services that are of **sufficient intensity** in terms of **hours**, and of **sufficient duration (one school year)**, to make sustainable changes in a family that integrate all of the following activities:

- Interactive **literacy activities between parents and their children**
- **Training for parents** regarding how to be the **primary teacher** for their children and **full partners** in the education of their children
- **Parent literacy training** that leads to **economic self-sufficiency**
- An **age-appropriate education** to prepare children for success in school and life experiences”

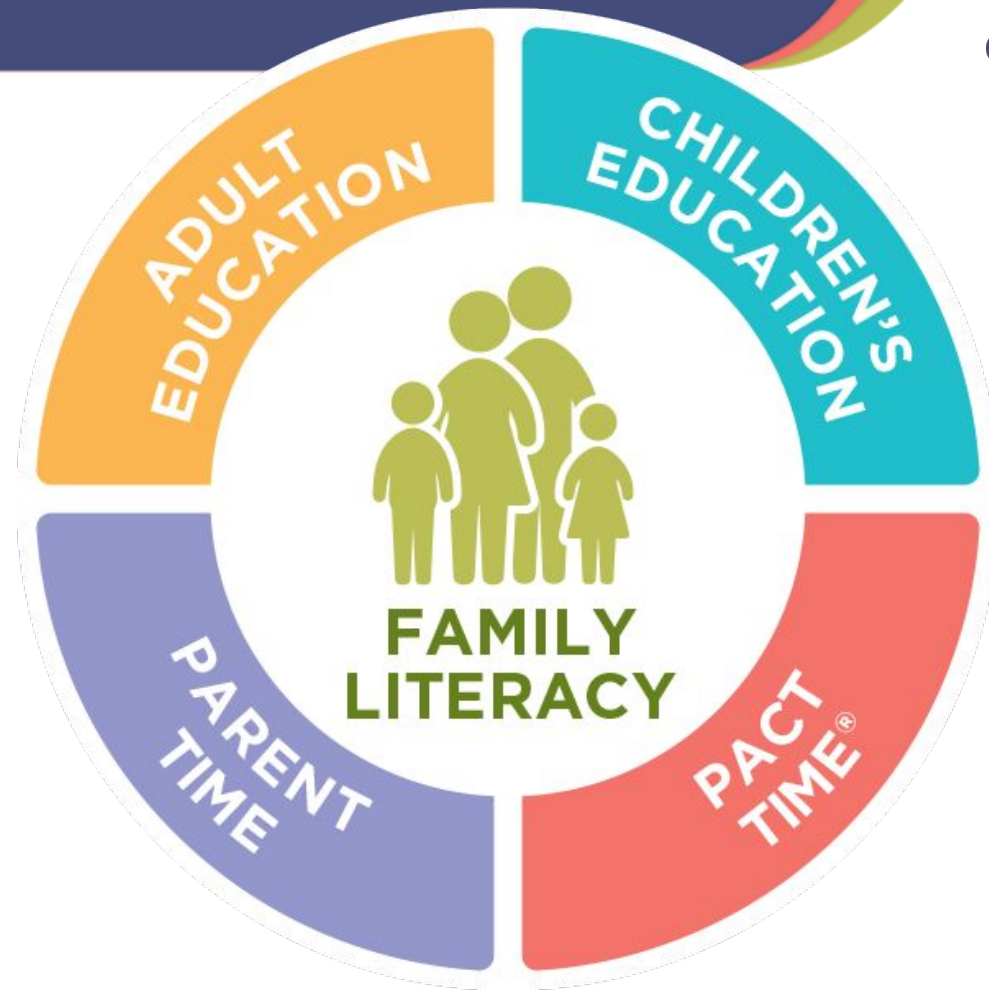


What is Family Engagement?



What is Family Literacy

- Adult Education (3+ hrs/wk)
- Parent and Child Together (PACT) Time (1-2 hrs/wk)
- Parent Time (1-2 hrs/wk)
- Children's Education
- Typically the length of the school year



Adult Education

- Designed to extend the basic education skills of adults in the context of goals set by the individual and the family.
 - GED preparation
 - Workforce development
 - ESL program



Parent Time

Provides learning experiences for parents regarding how to utilize their knowledge and skills to further support the growth and development of their family.

- Parenting skills
- Goal setting
- Health literacy
- Financial literacy
- Community resources
- Practicing for PACT Time
- Learning how to read with your child
- More...



PACT Time

Parent and Child Together Time



Parent-child interactions, including bringing children and parents together to work, play, read, and learn.

- Can take place **in the classroom**, at home, or in the community
- Can lead to positive language, literacy, emotional, and cognitive development of children
- Allows parent to practice what they learned in Parent Time
- Helps parent become familiar with child's curriculum



Children's Education



The component of Children's Education is already in place via your school district's educational services.

- NCFL works to complement and support your children's education, specifically in **language and literacy skill development**, through professional development & national curriculum experts
- **PD workshops** geared toward topics useful and of interest to you
- PACT, Adult Education, & Parent Time **integration**



Family Literacy Expected Outcomes



PARENT

- Educational advancement
- Economic advancement
- Engagement in School

CHILD

- Academic improvement
- Attendance
- Literacy

Detroit Study

- Evidenced-based
- Data-driven
- External Evaluation
- High intensity = results



Overview of the Grant



- Family literacy program in each center using NCFL's 4-component model
- Serves 25 families per year
- Unite for Literacy Partnership
 - *100 books per family for up to 85 families
- Continuous local & national NCFL support
- Professional development opportunities

Program Expectations

- Develop a welcoming **culturally and linguistically responsive environment**
- Work toward **building staff** that reflects the participants cultural, linguistic, and socioeconomic backgrounds
- Communicate regularly about program with school staff to **promote buy-in**
- Meet weekly with family literacy core program staff
- Participate in **ongoing coaching** and learning communities to build capacity
- **Collaborate with parents** to plan and implement components of the family literacy model driven by family goals and interests
- Attend **Implementation Training**
- Participate in ongoing **program evaluation & data collection**



Budget Overview

- 3 LEA's added in year 1, 2, 3, and 4
- Year 4 LEAs get two years of funding:
 - \$75,000 in year 1
 - \$95,000 in year 2
 - Total of \$170,000 for each LEA
- Support for sustainability beyond grant



Roles & Responsibilities

- Adult Educator (6+ hrs/wk including planning)
- Data Entry (1-2 hrs/wk)
- Parent Facilitator (4 hrs/wk including planning)
- Program Site Leader (1-2 hrs/wk)
- Teacher Liaison (1-2 hrs/wk)



Timeline for Program Implementation



Month	Action
May/June	<ul style="list-style-type: none"> • NCFL Information Session • Select program site
June	<ul style="list-style-type: none"> • Contact possible adult education partners so they can attend training in August
July/August	<ul style="list-style-type: none"> • 2-day program implementation training & site visit • Staff orientation
September	<ul style="list-style-type: none"> • Recruit families
October	<ul style="list-style-type: none"> • Begin program



Implementation Training

- During this training attendees will learn about the 4-component model, recruitment and retention, coaching, evaluation, and budgeting.
- Who needs to attend: Parent time facilitator, Adult Educator, Program Coordinator, Principal, District member, and anyone else who will be working directly with the Family Literacy program.
- Possible dates:
 - July 26-27
 - August 5-6
 - August 9-10



2021 FAMILIES LEARNING CONFERENCE

The premier event for family literacy and learning professionals

OCTOBER 25-27, 2021
DALLAS, TEXAS - RENAISSANCE DALLAS ADDISON



Connect with NCFL



NE Statewide Director

Roger Garcia, rgarcia@familieslearning.org

NE Assistant Director

Jessica Boren, jboren@familieslearning.org

NE Family Learning Specialist

Hannah Van Horn, hvanhorn@familieslearning.org





ATTACHMENT A
QUALITY CRITERIA FOR PROGRAMS SERVING GROUPS OF CHILDREN
(INCLUDING CHILD CARE SERVICES)

Participants in endowment grants must work in partnership with other community entities to maintain the highest quality required by any entity in the partnership (i.e., Head Start/Early Head Start Performance Standards, Child Care Licensing)

QUALITY CRITERIA	INDICATORS
Staff Qualifications	<p><u>Lead Teacher/Caregiver</u> – Lead Teacher must meet NDE Rule 11 004.08A guidelines for teacher qualifications (with coursework directly related to infants and toddlers).</p> <p><u>Assistant/Paraprofessional</u> – First paraprofessional must have a CDA or higher (defined as 12 credits in early childhood and working towards a higher degree). If group size requires additional staffing, they must be enrolled in and making progress towards a CDA program or higher.</p> <p><u>Training</u> –</p> <ul style="list-style-type: none"> • Any staff that does not hold a Bachelor's Degree in Early Childhood Education must complete training on the Nebraska Early Learning Guidelines Birth to Five or equivalency approved by the Nebraska Early Childhood Training Center (42 hours), within three years of hire. • All staff must complete child abuse and neglect detection training annually.
Staff/Child Ratio	<ul style="list-style-type: none"> • 1:3 = Infants 0-18 months of age • 1:4 = Toddlers 18-36 months of age • The ratio is based on children in attendance; program staff have the discretion to work outside of these ratios for brief periods, always insuring that safety of children is a priority.
Group Size	<ul style="list-style-type: none"> • Infants – 8 • Toddlers – 8 • Toddler Group exceptions considered on an individual basis based on the demonstrated community need and the ability to maintain a ratio of 1:4 or better and provide sufficient space.
Supervision	<ul style="list-style-type: none"> • Program Supervisor has specific training in reflective supervision, infant-toddler development, management of an early childhood program and in the program model. • Staff receives individual or group supervision four times a month, and this supervision includes education and an opportunity to reflect upon practice and problem solve around children's needs.
Community Partnerships	<ul style="list-style-type: none"> • Providers have written agreements with community organizations to promote the access of children and families to community services that are responsive to their needs. • Partners are active members on the Advisory Committee.

QUALITY CRITERIA	INDICATORS
Family Involvement	<ul style="list-style-type: none"> • Active parental participation on Advisory Committee. • Daily written and verbal communication with parents. • Conduct at least two parent/caregiver conferences annually. • Conduct at least two home visits annually. • Offer ongoing opportunities for parent involvement and at least monthly parent education opportunities that include, but aren't exclusive to; car seat safety, safe infant sleep practices, child medical needs, prenatal care, abstinence from smoking, alcohol, and drugs while pregnant, breastfeeding, brain development, nutrition, physical activity/outdoor play, child and parental mental health/stress, and trauma/toxic stress, and technology use guidelines using Sixpence Technology Use Position Statement. • Program policies and procedures encourage family engagement and staff shares this information with families.
Health & Safety	<ul style="list-style-type: none"> • Program must meet or exceed licensing regulations and Rule 11.
Classroom Practices/ Curriculum	<ul style="list-style-type: none"> • Staff demonstrate the use of an evidence-based curriculum congruent with Nebraska Early Learning Guidelines for Children 0-3. • Written, individualized daily plans for children. • Classroom practices reflect continuity of care that promotes attachment between the child and caregiver. • Written information for families about program's philosophy, policies and procedures.
Developmental Screening & Assessment	<ul style="list-style-type: none"> • Screen children for developmental delays within 45 days of program entry, and at least every six months thereafter, using a research-based screening tool. • Refer all children identified through screening, assessment, or parent and/or staff concern for further assessment to the Early Development Network. • Complete ongoing observation-based assessments of children's development and, as required by Results Matter, use results in development of individualized learning plans for children.
Inclusive Practices	<ul style="list-style-type: none"> • Include children with verified disabilities and children with diverse social, linguistic and economic characteristics.
Evaluation	<ul style="list-style-type: none"> • Any program partner must be in good standing with their licensing, regulatory, or monitoring agency. • Program must participate in evaluation including Sixpence and Results Matter, achieving a 5 overall and on each subscale, with the exception of a 4 in Personal Care Routines on the appropriate Environment Rating Scale. • Program must participate in Nebraska's Step Up to Quality, including coaching, and maintain a Step 3 or higher.

QUALITY CRITERIA	INDICATORS
Administration	<ul style="list-style-type: none"> • All partner programs/providers are expected to maintain records providing evidence of sound, professional financial practices. • Program must have an attendance policy that reflects an attendance rate of 85%. • Enrollment should not fall below 85% of full enrollment, filling vacancies within 30 days. • Program must maintain a process for ensuring that the children most at risk are enrolled. • Program must maintain a system of documentation that reflects program practice and child and family progress. • Program must offer services on a full-day, year-round basis (unless otherwise approved). • Program is designed to serve children for a minimum of 18 months. • Program must have a transition planning policy reflective of the Sixpence Transition Policy. • The school district of enrollment is required to assign an NDE Individual Student Identifier from the Nebraska UniQID System to each child served by this grant, regardless of their anticipated home school enrollment. • Program must follow guidelines set forth in Sixpence Technology Use Position Statement. • All publicly-available funding sources, such as Child Care Subsidy and CACFP shall be utilized. Program shall assist families in obtaining application and approval.

O'Neill Public Schools

Option Enrollment Report

April, 2021

Option In

Date	Student	Resident District	Optioning In To:	Grade Level	School Year
4/28/2021	Chohon, Cort	Verdigre	O'Neill	7	2021-2022

Option Out

Date	Student	Resident District	Optioning Out To:	Grade Level	School Year
------	---------	-------------------	-------------------	-------------	-------------

Cancelling Option

Date	Student	Resident District	Option District	Current Grade Level	Reason
------	---------	-------------------	-----------------	---------------------	--------

O'NEILL PUBLIC SCHOOLS

Vision Statement
Dream, Believe, Achieve
Empowering Today's Students to be Tomorrow's Leaders

The
O'Neill
Way

**Dedication
Dignity
Respect
Class
Courage
Honor
Excellence
Pride**

May 4, 2021

I am SO glad that we are planning for an in-person graduation without audience restrictions this year! We have nearly reached the light at the end of the tunnel! Thanks to each board member, administrator, teacher, classified staff member, parent and student that has supported us along the way. We will be holding graduation on Saturday, May 15th at 2:00 pm in the new gymnasium. Graduates will sit in chairs on the floor and parents and other attendees will sit in the bleachers.

The administrative team has determined that it makes the most sense to complete students' school year on Wednesday, May 19th rather than Thursday, May 20th. The 20th was scheduled as a half day, so very little "learning" will be lost. State track is scheduled for Thursday which takes many teachers/coaches out of our buildings and teachers have come to school 15 minutes earlier each day this year to take care of items, such as temperature taking, cleaning desks, eating breakfast in the classroom, etc.

We are also suggesting a change to next year's calendar, due to the fact that boys' and girls' state basketball will all take place in the same week. We were scheduled to take our spring break over girls' state basketball, March 3rd and 4th, with the NSAA changes, we would now like to move that to March 10th and 11th. The girls' championship will likely take place on Friday of that week and the boys' championship on Saturday. This is an agenda item for consideration Monday night.

I have also placed a couple of grant opportunities for us on the agenda for discussion. One is a Family Literacy grant. Alejandra Quezada Verdin and Monica Huber would spearhead this two-year effort to get parents more involved in school and better able to help their children and reach their own goals. There are nine school districts in the state that currently participate in this grant, and we have been approached to see if we have interest in joining for the 2021-2022 and 2022-2023 school years. They will provide funding of \$65,000 in year one and \$95,000 in year two to pay for the salaries of those working with families and supplies needed for the program.

The second potential grant opportunity is a Sixpence grant. It would be a partnership with one or more local daycare centers to provide high quality birth to age three programs, so children are better prepared when they arrive in our schools. There are 40 funded Sixpence programs in the state currently, and the legislature has allotted funds to increase that number. A group of community members and I are touring Wheeler Central's daycare

The mission of the O'Neill Public School District is to provide equitable, engaging, learning experiences in a safe and inclusive environment where EVERY student develops relevant skills and knowledge necessary to be independent, collaborative, respectful, and productive citizens in their local, national, and global community.

center that is housed on-site at their school next Tuesday. We would not be looking to house a program, just support new and existing programs in our community.

The Building and Grounds committee will be meeting prior to our meeting next Monday to discuss the possible construction of the new restrooms and concessions at the football/track complex.

Looking forward to seeing you all on Monday night!

Amy Shane



O'NEILL PUBLIC SCHOOL

Shannon Stelling-Special Education Director

1700 N. 4th St.

O'Neill, NE 68763

Phone: (402) 336-1948 Fax: (402) 336-2651

- Current Special Education enrollment is 157 with eight students being tested. Since the last board meeting there have been eight Multidisciplinary Team Meetings, eighteen Individualized Education Plan meetings, four IFSP meetings and one behavior meeting.
- Para Appreciation Day was held on April 26th. The administrators and certified staff work together to provide a special day of appreciation for the paraprofessionals in our district. Breakfast and lunch was provided to the paras. Additionally, they are relieved of their extra duties (recess duty, lunchroom duty, before/after school duty) and prizes were given. Each paraprofessional has a unique job. Some of them work 1:1 with a student all day long to help the student be successful in the classroom, with peers, daily living skills, behavior management, self regulation, reteaching and reinforcing of skills, etc. There are other paras that are more of a classroom para (kindergarten and preschool) and these paraprofessionals assist with pre-teaching or reteaching of educational content, assist with classroom management, and help with the overall effectiveness of the classroom. There are also paraprofessionals that work out of each library. These paraprofessionals keep the library open and operating on the days that Mrs. Braun is out of the building. They also help with checking books in and out, putting books on the shelves, laminating, keeping up with the copier and other duties. There are two ELL paraprofessionals that offer assistance to the ELL students as they are integrated into the general education mainstream classroom. There is one paraprofessional at the high school that helps in the resource room with ensuring that students have access to some of the accommodations as stated in the students' IEPs (reading tests, quiet location, assistance with written assignments, and reteaching content as needed). Each paraprofessional provides a critical element in the educational success of the student(s) that they work with. We are grateful everyday for the outstanding paraprofessionals that we have but designate one day to celebrating them.
- Jill and I have designated a couple days in the past month to updating our special education Targeted Improvement Plan. Each district is required to have a Targeted Improvement Plan that focuses on improvement in one area for students in special education. For the past three years our Targeted Improvement Plan has been focused on improving math scores according to DIBELS math and MAP scores for students in 1st through 6th grades. We have met our improvement goal for the 2020-2021 school

Vision Statement:

Dream, Believe, Achieve: Empowering Today's Students to be Tomorrow's Leaders



O'NEILL PUBLIC SCHOOL

Shannon Stelling-Special Education Director

1700 N. 4th St.

O'Neill, NE 68763

Phone: (402) 336-1948 Fax: (402) 336-2651

year. This is an ongoing plan that is submitted once per year. Mrs. Brodersen and I are going to discuss with the elementary MTSS team about possibly changing our targeted area to reading next year. The Targeted Improvement Plan typically aligns to your school wide continuous improvement process and our school wide goal has recently changed to reading and writing.

- The proportionate share hearing is being held on May 6th.
 - Public school districts must, at least annually, conduct a timely and meaningful consultation meeting with parent representatives and officials of approved and/or accredited non-public schools, including exempt home schools, which are within their district's jurisdiction. The purpose of the consultation meeting is to provide an opportunity for non-public school representatives and parents to participate in meaningful discussions and provide input into the design and development of special education and related services for children with disabilities attending non-public schools, including exempt home schools. (Taken from the NDE technical assistance document)

Vision Statement:

Dream, Believe, Achieve: Empowering Today's Students to be Tomorrow's Leaders

O'Neill Elementary School

Mr. Jim York, Principal

Mrs. Jill Brodersen, Assistant Principal

1700 N. 4th Street

P.O. Box 230

O'Neill, Nebraska

Phone: (402)-336-1400 Fax: (402)-336-2651

O'Neill Elementary Eagle Way 🦅 Be Safe 🦅 Be Respectful 🦅 Be Responsible

Board Note from the Elementary May 2021

Finishing Strong!

We are almost to the end of the school year...those are words I never thought I'd say! I am so proud of the hard work that our staff and students have put into this year. There are many things from this year that I will be glad to see go, but many things that I believe are here to stay! For example, we have added different drop off and pick up spots, which has eased the congestion in our parking lots...that will stay!

We have been focussing on finishing strong this past month, as the weather has been nice and a bit more conducive to slacking off, and we have seen some great things from our staff and students. The Nebraska Fair projects in 4th grade are looking great (you can come see the fair, live and in person, on Tuesday, May 11th @ 5:30 in the Elementary Gym), as are the 5th grade US State reports. 6th grade has had a few projects going on, including a STEM project connected to their weather unit, and a "Genius Hour" project, as well. I have included some pictures from the past few weeks below.




Finally, we will be holding our awards ceremonies and track meets next week (5/18 for 3rd-6th & 5/19 for K-2nd). These are always big days for the kids. It is great to see them enjoying the day outside and earning awards for the year.

O'Neill Elementary School
Mr. Jim York, Principal
Mrs. Jill Brodersen, Assistant Principal

1700 N. 4th Street
P.O. Box 230
O'Neill, Nebraska

Phone: (402)-336-1400 Fax: (402)-336-2651

O'Neill Elementary Eagle Way 🦅 Be Safe 🦅 Be Respectful 🦅 Be Responsible





O'Neill Elementary School
Mr. Jim York, Principal
Mrs. Jill Brodersen, Assistant Principal

1700 N. 4th Street
P.O. Box 230
O'Neill, Nebraska

Phone: (402)-336-1400 Fax: (402)-336-2651

O'Neill Elementary Eagle Way 🦅 Be Safe 🦅 Be Respectful 🦅 Be Responsible



O'Neill Elementary School

Mr. Jim York, Principal

Mrs. Jill Brodersen, Assistant Principal

1700 N. 4th Street

P.O. Box 230

O'Neill, Nebraska

Phone: (402)-336-1400 Fax: (402)-336-2651

O'Neill Elementary Eagle Way 🦅 Be Safe 🦅 Be Respectful 🦅 Be Responsible



O'Neill Elementary School
Mr. Jim York, Principal
Mrs. Jill Brodersen, Assistant Principal

1700 N. 4th Street

P.O. Box 230

O'Neill, Nebraska

Phone: (402)-336-1400 Fax: (402)-336-2651

O'Neill Elementary Eagle Way 🦅 Be Safe 🦅 Be Respectful 🦅 Be Responsible



Junior Eagle Journal

Your Source for News from O'Neill Elementary School
May 2021



Enjoy the Break

89 Days. That is the time between the last day of the 2020-21 school year and the first day of the 2021-22 school year. That sounds like a lot of time off, but in all reality it is not. 89 calendar days is roughly the equivalent of the beginning of the school year to Thanksgiving Break.

During those 89 days there will be work, baseball and softball games, swimming lessons, vacations, summer school, Independence Day, County Fair, and many other things, which will make those 89 days feel like nine.

With all that said, I encourage all of you to make sure to take time to recharge with your family. This can be simple, spend time outside, go to a ballgame, go on a picnic, read a book together as a family, go to the library, go swimming, or anything else that makes your family happy.

This time to recharge will help your children and you be prepared for the sprint that is the school year. Enjoy your Summer break and I will see you in August!

Thank you,

Mr. Jim York

Principal, O'Neill Elementary School

O'Neill Public School

Box 230 O'Neill, NE 68763

Corey Fisher, High School Principal
e-mail: coreyfisher@oneillschools.org
Phone: (402) 336-1544

Date: May 10, 2021
Re: Board Report (High School)

Baccalaureate and Graduation:

- There are 46 students who are eligible to participate in the Baccalaureate and Graduation ceremonies that will be held this week.
- The Baccalaureate program will be held on Wednesday evening at 7:00 p.m.
- Graduation will be held on Saturday at 2:00 p.m.
- Including the three students who earned their diplomas at the end of the first semester there are a total of 49 students that represent the OHS class of 2021. One additional student is working to complete his Alternative Diploma requirements, as well. I look forward to sharing some highlights from graduation weekend at the June meeting.

Summer School/Credit Recovery

- We will again offer a Summer School Credit Recovery opportunity for students who qualify. Summer school will be held at the high school and will run Monday through Friday each week for three weeks beginning May 24th. Non-Free/Reduced Lunch cost for summer school will again be \$50 for residents of the O'Neill School District and \$100 for non-district residents.
- Mrs. Kathy Hostert and Mrs. Teri Brown will be the teachers in charge of summer school this year. Liz Rodriguez will be the Paraeducator assisting them.
- We will again use the APEX Online Learning Program for the coursework.

HS Handbook for 2021-2022

- As we move into June, I will be working with Mr. Wragge to update the Junior-Senior High Student Handbook and also the Fall Laptop Learning Checkout Video and Assurance Survey for the 2021-2022 school year. As always, we will be addressing a few possible changes to the student handbook but I do not foresee any major changes to the handbook or laptop learning checkout requirements at this time.

Class & Bell Schedules for 2021-2022

- The 2021-2022 class schedule is in the final phase of completion. Mrs. Corkle began this process back in late January with student pre-registration and is putting finishing touches on the class schedule. We are going to move to a 1 bell system for all students in grades 7-12. With the additional classrooms, we will have the ability to have more separation between junior high and high school age students and should not need the 2 bell system. We are also going to work to have a homeroom period built into our class schedule. This is common in many schools and will allow us to develop more of an advisor/advisee type of program pairing small groups of students with a teacher.

Awards Programs/Banquets

- This past month has included a variety of end-of-year awards programs and banquets. Our activities coaches and sponsors have worked hard to celebrate the plethora of accomplishments earned by our students.
- The annual High School and Junior High Academic Awards Convocations will wrap up the awards programs for this spring and will be held on Tuesday, May 11th (High School) and Wednesday, May 19th (Junior High).

Principal Transition

- We held a meet and greet for Mr. Wragge on May 5th after school so that more staff could meet Mr. Wragge. Many of the staff were able to attend and meet him.
- Mr. Wragge and I plan to spend a few days in June working together at the high school as he begins to transition to O'Neill Public Schools. We have discussed a few things we will work to accomplish before I checkout at the end of June. I have also communicated to him that should he ever have questions after I have left he is more than welcome to contact me.

DETAILED LAST WEEK OF SCHOOL → MAY 17-21, 2021

MONDAY, May 17

- ★ B GO District Contest @ Wayne --Time TBA
- ★ Student Council Elections -- TBA
- ★ 6th Grade Step-Up Day -- TBA

TUESDAY, May 18

- ★ Elementary Track and Field Day (Grades 3-6) -- 10:00 a.m.

WEDNESDAY, May 19

- ★ End of 2nd Semester → Student's Last Day of School -- **3:30 p.m. Dismissal**
- ★ Elementary Track and Field Day (Grades K-2) at Track Complex -- 10:00 a.m.
- ★ JH Academic Honors Program -- **3:00 p.m. in New Gym**

THURSDAY, May 20

- ★ Teacher Workday/Checkout -- Steak Luncheon (12:00 p.m.)
- ★ **FINAL GRADES DUE BY END OF DAY**

FRIDAY, May 21

- ★ NSAA State Track and Field Meet @ Burke Stadium in Omaha
- ★ Teacher Workday/Checkout

SATURDAY, May 22

- ★ NSAA State Track and Field Meet @ Burke Stadium in Omaha

LAST DAY OF SCHOOL BELL SCHEDULE (Wednesday, May 19, 2021)

PERIOD	TIME
1	8:00 - 8:47 am
2	8:50 - 9:37 am
Advisement (Review Checkout Form)	9:40 - 9:57 am
3	10:00 - 10:47 am
4	10:50 - 11:37 am
Lunch (10th - 11th) Lunch (7th - 9th)	11:40 am - 12:10 pm 12:30 - 1:00 pm
5 (7th - 9th) 5 (10th - 11th)	11:40 am - 12:27 pm 12:13 - 1:00 pm
6	1:03 - 1:50 pm
7	1:53 - 2:40 pm
8 Old Gym (Grades 9-11) Turn In Checkout Forms (students & staff) New Gym (Grades 7 & 8) Turn In Checkout Forms New Gym (Grades 7 & 8) JH Honors Convocation	2:43 - 3:30 pm 3:15 pm (dismiss at 3:30 pm) 2:43 pm 3:00 pm (dismiss at 3:30 pm)

Administrative Report for School Board

May 10, 2021

Nick Hostert, AD

Activities-

Season/Year-Ending Events—Normally by this time S.H. Honors Convocations, FFA, FCCLA, Fine Arts Awards night and the Athletic Banquet would have been completed. Most have been completed in a different format. Some individual honors announced thus far: Academic Athletes of the year—Christopher Jennings & Alyssa Eichelberger, Athletes of the Year—Meg Schluns & Keegan Moore, Activity Academic of the year—Kelsey Osborne & Christopher Jennings and the Spirit Award winner was Spencer Otto. We also had a group of 7 we awarded with Leaders & Champions for a 3.7 GPA and a minimum of 6 letters. Becky Hupp earned 20 letters over the past 4 years. Mr. Dean handed out the following awards for band: John Phillip Sousa—Kelsey Osborne, Louis Armstrong—William Otte, Semper Fidelis—Becky Hupp and the Directors Most Outstanding—Christopher Jennings.

FFA—The year end FFA banquet was held last Friday at OHS. Officer interviews were held last week and the president for 2021-22 will be Kiersten Welke. At the FFA banquet a number of awards were handed out and the new officer team was installed. We also had five members qualify for the National FFA convention for the fall of 2021 and plan to have several other members attend this convention.

FCCLA—The girls stayed in town as this event was a virtual event this year. The year-end banquet was held in person and a number of members were recognized for their efforts throughout the year. New officers were installed for next year. The overall outstanding member for the 2020-21 school year was Harleigh Claussen. Harleigh Claussen will also serve as president of the organization in 2021-22. Harley Cahoy & Annie Corkle were also selected to be a member of the State Peer Officer Team for 2021-22. Ally Sedlacek is our State Secretary and Harleigh Claussen is the State Vice President of Development.

Music—We traveled to Atkinson last week for the District Music Contest. The band and stage band earned State Medalist. We also had 11 individual and small group superior ratings, two solos named NSAA Most Outstanding and one NSAA Honorable Mention. Our choir had 15 solos or small groups and 7 of those 15 earned superiors. Our Choir and Jazz Ensemble earned excellent ratings.

Musical—Our cast and crew of 39 members put together 3 solid performances in Mrs. Barnes' first season as head Musical sponsor.

Conference News—We had seven students named to the Mid-State All Conference academic team for Juniors & Seniors that had a 26 or higher on the ACT and

participated in at least one Conference activity. We have competed well in the Mid-State Conference this past season including a runner up finish by our Girls' Track Team this past Saturday. We look forward to hosting Conference Wrestling in 2021-22.

Co-op—We are headed into year two of our co-op agreement with St. Mary's for Cross Country, Softball, Golf, and Instrumental Music.

Track—Our girls' track team narrowly missed a Conference Championship on Saturday. We won the O'Neill Invite and have consistently finished in the top 4 in all meets this spring. Zelig Sorensen broke a 23 year old school record, and also set a Mid-State Conference meet record, in the 200 meter dash. Our times and marks for the boys' and girls' teams are improving as we travel to Albion this week for District Track.

Our JH track teams have completed their seasons. We had around 70 kids compete this season and at their last meet of the season the boys' team were champions and the girls finished 2nd at the Ord Invite.

Golf—Our boys' team had several solid outings last week. They shaved 17 strokes off their best team performance of the year at Hartington, won the West Holt Invite on Saturday, and the Ainsworth Invite on Monday. Peyton Mathews, Karter Otte, and Riley Dinslage have medaled at several meets this spring and Dinslage was the gold medal winner at Ainsworth. Districts will be at Wayne on May 17.

Other items—

- We are working on the 2021-22 activity assignments and are close to having this complete.
- We will hopefully have the calendar finished soon and ready for the printers.
- 2021-22 admission prices for OHS HS events are currently set at \$5 adults & \$3 for students and \$2 adults & \$2 for students for JV events. The Mid-State Conference schools voted to set 2021-22 admission prices at \$6 & \$4 for Conference events. I would recommend we set our admission prices at \$6 & \$4 for 2021-22.
- We had several athletes selected to compete in All-Star games this summer.
- Our golf coaches would like to add JH golf for 2022. We have struggled with getting numbers for our girls' team for years and this year we have no freshmen boys out for golf. Coaches Buller and Belmer offered JH golf in the spring of 2021, two days per week in March and most of April and we had 12 boys and girls participate. Two area schools added JH golf in the spring of 2021 and several others are looking into this. If we choose to add this, we would have a few area schools to compete against.

O'Neill Public Schools
Income - Expense Summary
April-2021

GENERAL - DEPRECIATION - LUNCH

GPSB - Checking Account Balance	1,446,792.49	
CIT Bank - Checking Account Balance	<u>593,177.52</u>	
		\$2,039,970.01

EMPLOYEE BENEFIT FUND

GWB - Checking Account Balance	<u>12,901.05</u>	
		\$12,901.05

BUILDING FUND

CIT Bank - Checking Account Balance	<u>1,339,298.52</u>	
		\$1,339,298.52

FLEX BENEFITS FUND

GPS Bank - Checking Account Balance	<u>17,862.29</u>	
		\$17,862.29

O'Neill Public Schools
Income - Expense Summary
April-2021

GENERAL FUND

BALANCE - 03/31/2021		\$1,073,843.32
REVENUE		
Taxes	349,250.77	
Public Power Distr Sales Tax	103,635.99	
Motor Vehicle Taxes	53,125.21	
Interest - GPS Checking	845.15	
Community Services Act - Dev Eagles	590.00	
Rental of School Facilities	35.00	
Local License Fees	50.00	
Contributions & Donations	273.05	
County Fines & License Fees	3,774.65	
State Aid	10,550.00	
SPED School Age	94,104.00	
SPED Transportation School Age	24,463.00	
Homestead Exemption	12,947.85	
Property Tax Credit	350,063.84	
Pro-Rate Motor Vehicle	7,238.73	
IDEA Part B Base & E/P	13,942.00	
Federal Vocational (Carl Perkins)	2,199.00	
Presidentail Declared Disaster Aid - FEMA	8,803.23	
Other Non-Revenue Receipts	710.00	
Other Non-Revenue Receipts - Title I, Part C	1,724.52	
Other Non-Revenue Receipts - Title III, Part A	2,203.38	
TOTAL REVENUE	\$1,040,529.37	\$1,040,529.37
EXPENDITURES		
Payables	(904,275.31)	
TOTAL EXPENDITURES	(\$904,275.31)	(\$904,275.31)
LIABILITIES		
BCBS Employer Share	530.31	
Retirees Life Insurance	(162.39)	
TOTAL LIABILITIES	\$367.92	\$367.92
TOTAL GENERAL FUND BALANCE - 04/30/2021		\$1,210,465.30

O'Neill Public Schools
Income - Expense Summary
April-2021

NUTRITION FUND

CHECKING ACCOUNT BALANCE - 03/31/2021

\$222,616.91

REVENUE

Federal Reimbursement Nutrition Programs - Lunch/Snack	777.60
Federal Reimbursement Nutrition Programs - Breakfast	0.00
Federal Reimbursement Nutrition Programs SFSP	52,576.23
State Reimbursement Nutrition Programs	0.00
Lunch/Breakfast Receipts	4,213.97
SFSP Adult Meals	0.00
Online Fees Received	35.53
Other Receipts	0.00

TOTAL REVENUE

\$57,603.33

EXPENDITURES

Salaries - SFSP	(341.91)
Benefits - SFSP	(66.10)
Advertising	0.00
Food - NSLP	(5,918.75)
Food - SFSP	(37,096.17)
Postage	(60.18)
Equipment (>5000)	0.00
Supplies & Equipment (<5000)	0.00
Travel Expense	0.00
Repairs/Services	0.00
Computer Hardware	0.00
Computer Software	0.00
Online Payment Fees	(84.94)
Other - Refund Lunch Acct Balance, etc	(325.00)

TOTAL EXPENDITURES

(\$43,893.05)

TOTAL NUTRITION FUND BALANCE - 04/30/2021

\$236,327.19

O'Neill Public Schools
Income - Expense Summary
April-2021

DEPRECIATION FUND

BALANCE - 03/31/2021		\$592,952.54
REVENUE		
MacBook Deposits	30.00	
Interest	194.98	
TOTAL REVENUE	<u> </u>	\$224.98
EXPENDITURES		
Payables	0.00	
TOTAL EXPENDITURES	<u> </u>	\$0.00
TOTAL DEPRECIATION FUND BALANCE - 04/30/2021		<u>\$593,177.52</u>

EMPLOYEE BENEFIT FUND

TOTAL EMPLOYEE BENEFIT FUND BALANCE - 03/31/2021		\$12,900.95
REVENUE		
Interest - Checking	0.10	
TOTAL REVENUE	<u> </u>	\$0.10
EXPENDITURES		
TOTAL EXPENDITURES	<u> </u>	\$0.00
TOTAL EMPLOYEE BENEFIT FUND BALANCE - 04/30/2021		<u>\$12,901.05</u>

O'Neill Public Schools
Income - Expense Summary
April-2021

BUILDING FUND

TOTAL BUILDING FUND BALANCE - 03/31/2021 **\$1,187,536.15**

REVENUE

Taxes	63,389.40	
Interest - Checking	408.72	
Misc Local Revenue	19,098.94	
Homestead Exemption	2,386.14	
Property Tax Credit	64,512.81	
Pro-Rate Motor Vehicle	1,334.02	
Proceeds from Disposal of Property	310.00	
Non-Program Receipts	322.34	

TOTAL REVENUE **\$151,762.37**

EXPENDITURES

Expenses	0.00	

TOTAL EXPENDITURES **\$0.00**

TOTAL BUILDING FUND BALANCE - 04/30/2021 **\$1,339,298.52**

FLEX BENEFITS FUND

GPS Bank - Checking Account Balance	16,540.28	
-------------------------------------	-----------	--

BALANCE - 03/31/2021 **\$16,540.28**

REVENUE

Dist. 7 General Fund - Payroll Deductions - GPS Bank	5,298.20	
Great Plains State Bank - Interest	9.89	

TOTAL REVENUE **\$5,308.09**

EXPENDITURES

GPS - Employee Reimbursements	(3,986.08)	

TOTAL EXPENDITURES **(\$3,986.08)**

GPS Bank - Checking Account Balance	17,862.29	
-------------------------------------	-----------	--

TOTAL FLEX BENEFIT FUND BALANCE - 04/30/2021 **\$17,862.29**

Regular; Processing Month 04/2021; Accounts to Include Accounts with Activity; Fund Number 01

Fund: 01 General Fund						
<u>Account Number</u>	<u>Description</u>	<u>Revised Budget</u>	<u>During Month</u>	<u>To Date</u>	<u>% of Budget</u>	<u>Budget Balance</u>
01 1100	Taxes Levied	8,953,392.00	349,250.77	5,086,912.26	56.82	3,866,479.74
01 1115	Carline Tax	1,500.00	0.00	404.23	26.95	1,095.77
01 1120	Public Power Dist Sales Tax	106,000.00	103,635.99	107,552.19	101.46	(1,552.19)
01 1125	Motor Vehicle Taxes	440,000.00	53,125.21	383,102.93	87.07	56,897.07
01 1323	Tuition from Other Dist - SPED	0.00	0.00	560.86	0.00	(560.86)
01 1335	Tuition from Other Schools - PS SPED	0.00	0.00	147.25	0.00	(147.25)
01 1510	Interest	20,000.00	845.15	8,614.67	43.07	11,385.33
01 1800 1744	Community Services Act - Dev Eagles	0.00	590.00	4,050.00	0.00	(4,050.00)
01 1910	Rental of School Facilities	500.00	35.00	35.00	7.00	465.00
01 1911	Local License Fees	2,000.00	50.00	4,450.00	222.50	(2,450.00)
01 1920	Contributions & Donations	2,000.00	273.05	7,048.05	352.40	(5,048.05)
01 1921	Police Court Fees	0.00	0.00	167.50	0.00	(167.50)
01 1925	Grants from Corp or Private Sources	89,137.00	0.00	200.00	0.22	88,937.00
01 1955	Postsecondary Receipts	5,000.00	0.00	6,570.00	131.40	(1,570.00)
	Subtotal: Local Receipts	9,619,529.00	507,805.17	5,609,814.94	58.32	4,009,714.06
01 2110	County Fines and License Fees	35,000.00	3,774.65	24,312.05	69.46	10,687.95
	Subtotal: COUNTY AND ESU RECEIPTS	35,000.00	3,774.65	24,312.05	69.46	10,687.95
01 3110	State Aid	105,497.00	10,550.00	84,400.00	80.00	21,097.00
01 3120	SPED School Age	720,000.00	94,104.00	472,645.00	65.65	247,355.00
01 3125	SPED Transportation School Age	17,000.00	24,463.00	24,463.00	143.90	(7,463.00)
01 3130	Homestead Exemption	0.00	12,947.85	25,895.70	0.00	(25,895.70)
01 3131	Property Tax Credit	0.00	350,063.84	700,127.68	0.00	(700,127.68)
01 3132	Personal Property Tax Credit	0.00	0.00	3,943.17	0.00	(3,943.17)
01 3133	Nameplate Capacity Tax	760,000.00	0.00	385,868.34	50.77	374,131.66
01 3155	Textbook Loan	4,000.00	0.00	5,461.05	136.53	(1,461.05)
01 3180	Pro-Rate Motor Vehicle	13,000.00	7,238.73	9,379.54	72.15	3,620.46
01 3400	State Apportionment	130,000.00	0.00	119,460.11	91.89	10,539.89
01 3512	Distance Education Incentive Pmts	3,500.00	0.00	3,859.64	110.28	(359.64)
01 3535	Payments for HAL	7,000.00	0.00	7,347.00	104.96	(347.00)
01 3599	Waste Reduction Grant	0.00	0.00	25,365.00	0.00	(25,365.00)
	Subtotal: STATE RECEIPTS	1,759,997.00	499,367.42	1,868,215.23	106.15	(108,218.23)
01 4417	IDEA Part B Transition Project	0.00	0.00	600.00	0.00	(600.00)
01 4505	Title I, Part A	168,000.00	0.00	56,854.00	33.84	111,146.00
01 4509	Title II, Part A	30,000.00	0.00	1,008.00	3.36	28,992.00
01 4516	IDEA Preschool (619) Base IDEA E/P	3,157.00	0.00	0.00	0.00	3,157.00
01 4518	IDEA Part B Base & E/P	182,816.00	13,942.00	50,425.00	27.58	132,391.00
01 4521	IDEA Part B Proportionate Share	20,316.00	0.00	5,718.00	28.15	14,598.00
01 4525	Federal Vocational (Carl Perkins)	3,000.00	2,199.00	2,496.00	83.20	504.00
01 4526	Title I, Part C ESSA Migratory Children	1,500.00	0.00	3,328.73	221.92	(1,828.73)
01 4527	Title III Part A ESSA ELL	2,000.00	0.00	553.63	27.68	1,446.37
01 4530	Other Fed Receipts	2,000.00	0.00	5,550.00	277.50	(3,550.00)
01 4531	Title IV, Part B ESSA: 21st CCLC	50,030.00	0.00	34,995.00	69.95	15,035.00
01 4708	Medicaid in Public Schools	7,000.00	0.00	4,846.35	69.23	2,153.65
01 4709	Medicaid Administrative Activities	15,000.00	0.00	13,156.36	87.71	1,843.64
01 4969	Title IV-A Formula Based	10,000.00	0.00	0.00	0.00	10,000.00
01 4995	Presidential Declared Disaster Aid	0.00	8,803.23	35,212.94	0.00	(35,212.94)
01 4996	ESSER	143,165.00	0.00	135,415.00	94.59	7,750.00
	Subtotal: FEDERAL RECEIPTS	637,984.00	24,944.23	350,159.01	54.89	287,824.99
01 5300	Proceeds from the Disposal of Property	0.00	0.00	5.44	0.00	(5.44)
01 5301	Insurance Adjustments	3,500.00	0.00	0.00	0.00	3,500.00
01 5690	Other Non-Revenue Receipts	5,000.00	710.00	6,249.86	125.00	(1,249.86)
01 5690 4526	Other Non-Revenue Receipts	0.00	1,724.52	1,724.52	0.00	(1,724.52)

Revenue Summary Report

Processing Month: 04/2021

Regular; Processing Month 04/2021; Accounts to Include Accounts with
 Activity; Fund Number 01

Fund: 01

General Fund

<u>Account Number</u>	<u>Description</u>	<u>Revised Budget</u>	<u>During Month</u>	<u>To Date</u>	<u>% of Budget</u>	<u>Budget Balance</u>
01 5690 4527	Other Non-Revenue Receipts	0.00	2,203.38	2,238.64	0.00	(2,238.64)
	Subtotal: NON-REVENUE RECEIPTS	8,500.00	4,637.90	10,218.46	120.22	(1,718.46)
	Fund Total:	12,061,010.00	1,040,529.37	7,862,719.69	65.19	4,198,290.31

Revenue Summary Report

Processing Month: 04/2021

User ID: KMARVIN

Regular; Processing Month 04/2021; Accounts to Include Accounts with
Activity; Fund Number 01

	<u>Revised Budget</u>	<u>During Month</u>	<u>To Date</u>	<u>% of Budget</u>	<u>Budget Balance</u>
Grand Total:	12,061,010.00	1,040,529.37	7,862,719.69	65.19	4,198,290.31

Regular; Processing Month 04/2021; Accounts to Include Accounts with
 Activity; Fund Number 08

Fund: 08 Building Fund						
<u>Account Number</u>	<u>Description</u>	<u>Revised Budget</u>	<u>During Month</u>	<u>To Date</u>	<u>% of Budget</u>	<u>Budget Balance</u>
08 1100	Taxes Levied	0.00	63,389.40	966,803.32	0.00	(966,803.32)
08 1115	Carline Tax	0.00	0.00	78.67	0.00	(78.67)
08 1510	Interest	0.00	408.72	3,252.48	0.00	(3,252.48)
08 1990	Misc Local Revenue	0.00	19,098.94	19,832.16	0.00	(19,832.16)
	Subtotal: Local Receipts	0.00	82,897.06	989,966.63	0.00	(989,966.63)
08 3130	Homestead Exemption	0.00	2,386.14	4,772.28	0.00	(4,772.28)
08 3131	Property Tax Credit	0.00	64,512.81	129,025.62	0.00	(129,025.62)
08 3133	Nameplate Capacity Tax	0.00	0.00	73,104.49	0.00	(73,104.49)
08 3180	Pro-Rate Motor Vehicle	0.00	1,334.02	2,518.00	0.00	(2,518.00)
	Subtotal: STATE RECEIPTS	0.00	68,232.97	209,420.39	0.00	(209,420.39)
08 5300	Proceeds from the Disposal of Property	0.00	310.00	7,573.00	0.00	(7,573.00)
	Subtotal: NON-REVENUE RECEIPTS	0.00	310.00	7,573.00	0.00	(7,573.00)
08 9000	Non-Program Receipts	0.00	322.34	322.34	0.00	(322.34)
	Subtotal: Non-Program Receipts	0.00	322.34	322.34	0.00	(322.34)
	Fund Total:	0.00	151,762.37	1,207,282.36	0.00	(1,207,282.36)

Account Number	Account Description	Revised Budget	Expended During Month	Expenditures to Date	% of Budget
08	Building Fund				
08 2515 350 000 0000 002	Technical Services - Bldg & Sites	\$0.00	\$0.00	\$0.00	0.00
08 2515 352 000 0000 001	Other Prof Services Bldg & Sites	\$0.00	\$0.00	\$0.00	0.00
08 2515 352 000 0000 002	Other Prof Services Bldg & Sites	\$0.00	\$0.00	\$0.00	0.00
08 2515 610 000 0000 002	Supplies Bldg & Sites	\$0.00	\$0.00	\$0.00	0.00
08 2515 720 000 0000 001	Buildings-Acquiring Buildings & Const	\$0.00	\$0.00	\$0.00	0.00
08 2515 720 000 0000 002	Buildings-Acquiring Buildings & Const	\$0.00	\$0.00	\$0.00	0.00
08 2515 733 000 0000 000	Furniture & Fixtures (>\$5,000)	\$0.00	\$0.00	\$0.00	0.00
2515	Building & Sites	\$0.00	\$0.00	\$0.00	0.00
08 2620 610 000 0000 001	Supplies Maint of Bldg	\$0.00	\$0.00	\$0.00	0.00
2620	Maintenance of Buildings	\$0.00	\$0.00	\$0.00	0.00
08 4200 710 000 0000 001	Land & Land Improvements	\$0.00	\$0.00	\$46,482.70	0.00
4200	Land Improvement	\$0.00	\$0.00	\$46,482.70	0.00
08 4300 340 000 0000 001	Other Professional Services Architecture	\$0.00	\$0.00	\$19,228.33	0.00
4300	Architecture and Engineering	\$0.00	\$0.00	\$19,228.33	0.00
08 4700 352 000 0000 001	Other Prof Services Bldg Improv	\$0.00	\$0.00	\$0.00	0.00
08 4700 450 000 0000 001	Construction Services Bldg Improvements	\$0.00	\$0.00	\$11,212.72	0.00
08 4700 739 000 0000 001	Other Equipment	\$0.00	\$0.00	\$0.00	0.00
4700	Building Improvements	\$0.00	\$0.00	\$11,212.72	0.00
08 5000 831 000 0000 001	Redemption of Principal Bldg Improv	\$0.00	\$0.00	\$655,553.16	0.00
08 5000 832 000 0000 001	Interest on Long-Term Debt	\$0.00	\$0.00	\$149,570.08	0.00
08 5000 833 000 0000 001	Other Debt-Related Costs	\$0.00	\$0.00	\$0.00	0.00
5000	DEBT SERVICES	\$0.00	\$0.00	\$805,123.24	0.00
08 9000 950 000 0000 000	Special Items	\$0.00	\$0.00	\$0.00	0.00
9000	NON-PROGRAMMED EXPENDITURES	\$0.00	\$0.00	\$0.00	0.00
08	Building Fund	\$0.00	\$0.00	\$882,046.99	0.00

EXPENDITURE REPORT

April, 2021

Account Number	Account Description	Revised Budget	Expended During Month	Expenditures to Date	% of Budget
01	General Fund				
01 1100 110 000 1141 001	Reg Emp - Non-Instr - Music	\$2,900.00	\$628.15	\$1,221.28	42.11
01 1100 110 000 1141 002	Reg Emp - Non-Instr - Music	\$0.00	\$0.00	\$0.00	0.00
01 1100 111 000 0000 001	Reg Emp - Teach/Prof	\$177,252.00	\$15,809.10	\$124,678.19	70.34
01 1100 111 000 0000 002	Reg Emp - Teach/Prof	\$651,836.00	\$58,007.27	\$459,083.50	70.43
01 1100 111 000 1103 001	Reg Emp - Teach/Prof - Ag Education	\$40,406.00	\$3,367.17	\$26,937.36	66.67
01 1100 111 000 1105 001	Reg Emp - Teach/Prof - Art	\$37,202.00	\$3,100.17	\$24,801.36	66.67
01 1100 111 000 1105 002	Reg Emp - Teach/Prof - Art	\$22,321.00	\$1,860.10	\$14,880.80	66.67
01 1100 111 000 1108 001	Reg Emp - Teach/Prof - Band	\$27,768.00	\$2,314.00	\$18,512.00	66.67
01 1100 111 000 1108 002	Reg Emp - Teach/Prof - Band	\$18,512.00	\$1,542.67	\$12,341.36	66.67
01 1100 111 000 1112 001	Reg Emp - Teach/Prof - Business	\$77,897.00	\$6,491.44	\$51,931.52	66.67
01 1100 111 000 1114 001	Reg Emp - Teach/Prof - English	\$300,019.00	\$26,161.84	\$209,294.72	69.76
01 1100 111 000 1118 001	Reg Emp - Teach/Prof - FCS	\$62,834.00	\$5,236.17	\$41,889.36	66.67
01 1100 111 000 1135 001	Reg Emp - Teach/Prof - Gifted	\$0.00	\$0.00	\$0.00	0.00
01 1100 111 000 1135 002	Reg Emp - Teach/Prof - Gifted	\$29,619.00	\$2,468.27	\$13,537.92	45.71
01 1100 111 000 1138 001	Reg Emp - Teach/Prof - Math	\$131,053.00	\$10,143.60	\$82,152.11	62.69
01 1100 111 000 1141 001	Reg Emp - Teach/Prof - Music	\$19,357.00	\$1,613.12	\$12,904.96	66.67
01 1100 111 000 1141 002	Reg Emp - Teach/Prof - Music	\$74,048.00	\$6,170.67	\$49,365.36	66.67
01 1100 111 000 1145 001	Reg Emp - Teach/Prof - PE	\$142,934.00	\$12,886.46	\$103,091.68	72.13
01 1100 111 000 1145 002	Reg Emp - Teach/Prof - PE	\$54,824.00	\$4,568.67	\$36,549.36	66.67
01 1100 111 000 1148 001	Reg Emp - Teach/Prof - Science	\$235,338.00	\$19,948.99	\$159,591.92	67.81
01 1100 111 000 1171 001	Reg Emp - Teach/Prof - Social Studies	\$140,642.00	\$9,890.14	\$79,121.12	56.26
01 1100 111 000 1173 001	Reg Emp - Teach/Prof - Spanish	\$64,792.00	\$5,399.34	\$43,194.72	66.67
01 1100 111 000 1175 001	Reg Emp - Teach/Prof - Tech Educ	\$51,932.00	\$4,327.63	\$34,621.04	66.67
01 1100 111 000 1175 002	Reg Emp - Teach/Prof - Tech Educ	\$37,095.00	\$3,091.27	\$24,730.17	66.67
01 1100 111 000 1180 001	Reg Emp - Teach/Prof Trades/Industry	\$90,335.00	\$7,527.92	\$60,223.36	66.67
01 1100 112 000 0000 001	Reg Emp - Instr Aides	\$5,961.00	\$328.39	\$2,636.65	44.23
01 1100 112 000 0000 002	Reg Emp - Instructional Aides	\$0.00	\$0.00	\$0.00	0.00
01 1100 112 019 0000 001	Reg Emp-Instr Aides-COVID19	\$600.00	\$0.00	\$0.00	0.00
01 1100 120 000 2190 001	Temp Emp - Non-Instr - Activity	\$27,323.00	\$1,381.97	\$31,387.45	114.88
01 1100 122 000 0000 001	REG SUB AIDES SALARIES-S	\$0.00	\$0.00	\$55.63	0.00
01 1100 122 000 0000 002	Temp Emp - Instr Aide	\$0.00	\$0.00	\$65.52	0.00
01 1100 123 000 0000 001	Temp Emp - Teach/Prof - Sub	\$3,200.00	\$263.75	\$2,368.61	74.02
01 1100 123 000 0000 002	Temp Emp - Teach/Prof - Sub	\$20,000.00	\$2,223.38	\$14,276.13	71.38
01 1100 123 000 1103 001	Temp Emp - Teach/Prof - Sub - Ag Ed	\$2,500.00	\$0.00	\$1,512.50	60.50
01 1100 123 000 1105 001	Temp Emp - Teach/Prof - Sub - Art	\$1,000.00	\$110.00	\$220.00	22.00

Account Number	Account Description	Revised Budget	Expended During Month	Expenditures to Date	% of Budget
01 1100 123 000 1105 002	Temp Emp - Teach/Prof - Sub - Art	\$500.00	\$132.00	\$198.00	39.60
01 1100 123 000 1108 001	Temp Emp - Teach/Prof - Sub - Band	\$350.00	\$0.00	\$13.75	3.93
01 1100 123 000 1108 002	Temp Emp - Teach/Prof - Sub - Band	\$50.00	\$0.00	\$0.00	0.00
01 1100 123 000 1112 001	Temp Emp -Teach/Prof -Sub-Business	\$1,000.00	\$96.26	\$440.01	44.00
01 1100 123 000 1114 001	Temp Emp - Teach/Prof - Sub-English	\$4,500.00	\$622.18	\$3,244.99	72.11
01 1100 123 000 1118 001	Temp Emp - Teach/Prof - Sub - FCS	\$1,300.00	\$110.00	\$522.50	40.19
01 1100 123 000 1135 001	Temp Emp - Teach/Prof - Sub - Gifted	\$0.00	\$0.00	\$0.00	0.00
01 1100 123 000 1135 002	Temp Emp - Teach/Prof - Sub - Gifted	\$0.00	\$0.00	\$0.00	0.00
01 1100 123 000 1138 001	Temp Emp - Teach/Prof - Sub - Math	\$5,500.00	\$165.00	\$831.87	15.12
01 1100 123 000 1141 001	Temp Emp - Teach/Prof - Sub - Music	\$500.00	\$0.00	\$27.50	5.50
01 1100 123 000 1141 002	Temp Emp - Teach/Prof - Sub - Music	\$1,400.00	\$0.00	\$990.00	70.71
01 1100 123 000 1145 001	Temp Emp - Teach/Prof - Sub - PE	\$2,000.00	\$622.17	\$2,691.55	134.58
01 1100 123 000 1145 002	Temp Emp - Teach/Prof - Sub - PE	\$800.00	\$0.00	\$632.50	79.06
01 1100 123 000 1148 001	Temp Emp - Teach/Prof - Sub Science	\$5,000.00	\$165.00	\$2,660.62	53.21
01 1100 123 000 1171 001	Temp Emp -Teach/Prof-Sub-Soc Stud	\$3,500.00	\$192.50	\$866.25	24.75
01 1100 123 000 1173 001	Temp Emp - Teach/Prof - Sub Spanish	\$2,000.00	\$192.50	\$1,278.75	63.94
01 1100 123 000 1175 001	Temp Emp - Teach/Prof-Sub-Tech Ed	\$900.00	\$288.74	\$1,031.24	114.58
01 1100 123 000 1175 002	Temp Emp - Teach/Prof-Sub-Tech Ed	\$350.00	\$88.00	\$132.00	37.71
01 1100 123 000 1180 001	Temp Emp -Teach/Prof-Sub-Trade/Ind	\$750.00	\$247.50	\$1,258.12	167.75
01 1100 130 000 1141 001	Non-Instructional - Music - OT	\$300.00	\$68.09	\$80.84	26.95
01 1100 132 000 0000 001	Reg Emp - Instr Aides	\$200.00	\$0.00	\$9.41	4.71
01 1100 150 000 2190 001	Non-Instr Aide - Add'l Comp - Activity	\$2,500.00	\$0.00	\$1,592.88	63.72
01 1100 150 019 2190 001	Non-Instr Aide - Add'l Comp - Activity	\$0.00	\$0.00	\$0.00	0.00
01 1100 151 000 0000 001	Teach/Prof - Add'l Comp	\$0.00	\$62.50	\$475.00	0.00
01 1100 151 000 0000 002	Teach/Prof - Add'l Comp	\$0.00	\$0.00	\$37.50	0.00
01 1100 151 000 1103 001	Teach/Prof - Add'l Comp - Ag Ed	\$4,368.00	\$0.00	\$12.50	0.29
01 1100 151 000 1105 001	Reg Emp - Teach/Prof - Art	\$0.00	\$25.00	\$25.00	0.00
01 1100 151 000 1105 002	Reg Emp - Teach/Prof - Art	\$0.00	\$0.00	\$0.00	0.00
01 1100 151 000 1108 001	Reg Emp - Teach/Prof - Band	\$6,004.00	\$12.50	\$265.77	4.43
01 1100 151 000 1108 002	Reg Emp - Teach/Prof - Band	\$2,001.00	\$0.00	\$84.43	4.22
01 1100 151 000 1112 001	Reg Emp - Teach/Prof - Business	\$0.00	\$0.00	\$75.00	0.00
01 1100 151 000 1114 001	Teach/Prof - Add'l Comp - English	\$2,500.00	\$47.00	\$4,225.70	169.03
01 1100 151 000 1118 001	Reg Emp - Teach/Prof - FCS	\$50.00	\$0.00	\$52.50	105.00
01 1100 151 000 1135 002	Reg Emp - Teach/Prof - Gifted	\$0.00	\$0.00	\$0.00	0.00
01 1100 151 000 1138 001	Teach/Prof - Add'l Comp - Math	\$2,100.00	\$25.00	\$1,950.85	92.90
01 1100 151 000 1141 001	Reg Emp - Teach/Prof - Music	\$50.00	\$0.00	\$25.00	50.00

Account Number	Account Description	Revised Budget	Expended During Month	Expenditures to Date	% of Budget
01 1100 151 000 1145 001	Teach/Prof - Add'l Comp - PE	\$500.00	\$37.50	\$362.50	72.50
01 1100 151 000 1145 002	Reg Emp - Teach/Prof - PE	\$0.00	\$0.00	\$62.50	0.00
01 1100 151 000 1148 001	Teach/Prof - Add'l Comp - Science	\$550.00	\$34.50	\$291.00	52.91
01 1100 151 000 1171 001	Teach/Prof - Add'l Comp - Soc Studies	\$300.00	\$62.50	\$387.50	129.17
01 1100 151 000 1173 001	Teach/Prof - Add'l Comp - Spanish	\$150.00	\$0.00	\$75.00	50.00
01 1100 151 000 1175 001	Reg Emp - Teach/Prof - Tech Educ	\$25.00	\$0.00	\$0.00	0.00
01 1100 151 000 1175 002	Reg Emp - Teach/Prof - Tech Educ	\$5.00	\$0.00	\$0.00	0.00
01 1100 151 000 1180 001	Add'l Comp- Teach/Prof - Trades/Ind	\$50.00	\$0.00	\$62.50	125.00
01 1100 151 000 2190 000	Teach/Prof - Add'l Comp - Activity	\$2,848.00	\$237.33	\$1,898.64	66.67
01 1100 151 000 2190 001	Teach/Prof - Add'l Comp - Activity	\$178,356.00	\$14,759.10	\$123,150.24	69.05
01 1100 151 000 2190 002	Teach/Prof - Add'l Comp - Activity	\$9,790.00	\$851.43	\$7,630.24	77.94
01 1100 151 019 2190 001	Teach/Prof - Add'l Comp - Activity	\$0.00	\$0.00	\$0.00	0.00
01 1100 152 000 0000 001	Instr Aide - Add'l Comp - Substitute	\$0.00	\$0.00	\$0.00	0.00
01 1100 152 000 0000 002	Instr Aide - Add'l Comp - Substitute	\$0.00	\$6.93	\$254.87	0.00
01 1100 152 000 1105 002	Reg Emp - Instr Aide - Art	\$0.00	\$0.00	\$0.00	0.00
01 1100 152 000 1145 002	Reg Emp - Add'l Comp - PE	\$0.00	\$0.00	\$82.50	0.00
01 1100 152 000 1171 001	Reg Emp - Instr Aides - Social Studies	\$0.00	\$0.00	\$0.00	0.00
01 1100 152 000 1175 002	Reg Emp - Instr Aide - Tech Educ	\$0.00	\$0.00	\$0.00	0.00
01 1100 152 000 2190 001	Instr Aide - Add'l Comp - Activity	\$9,434.00	\$1,889.30	\$5,627.81	59.65
01 1100 152 000 2190 002	Instr Aide - Add'l Comp - Activity	\$0.00	\$0.00	\$0.00	0.00
01 1100 152 019 2190 001	Teach/Prof - Add'l Comp - Activity	\$0.00	\$0.00	\$0.00	0.00
01 1100 154 000 2190 001	Technical Staff - Add'l Comp - Activity	\$10,146.00	\$845.50	\$6,964.00	68.64
01 1100 210 000 1141 001	Non-Instr - Group Ins - Music	\$0.00	\$0.00	\$0.00	0.00
01 1100 211 000 0000 001	Teach/Prof - Group Ins	\$45,633.00	\$3,830.20	\$30,000.02	65.74
01 1100 211 000 0000 002	Teach/Prof - Group Ins	\$214,365.00	\$18,839.77	\$147,473.49	68.80
01 1100 211 000 1103 001	Teach/Prof - Group Ins - Ag Ed	\$14,173.00	\$1,181.07	\$9,448.56	66.67
01 1100 211 000 1105 001	Teach/Prof - Group Ins - Art	\$7,890.00	\$657.53	\$5,260.24	66.67
01 1100 211 000 1105 002	Teach/Prof - Group Ins - Art	\$0.00	\$0.00	\$0.00	0.00
01 1100 211 000 1108 001	Teach/Prof - Group Ins - Band	\$7,091.00	\$590.90	\$4,757.86	67.10
01 1100 211 000 1108 002	Teach/Prof - Group Ins - Band	\$4,727.00	\$393.94	\$3,151.53	66.67
01 1100 211 000 1112 001	Teach/Prof - Group Ins - Business	\$20,590.00	\$1,715.86	\$13,726.88	66.67
01 1100 211 000 1114 001	Teach/Prof - Group Ins - English	\$79,543.00	\$6,581.00	\$52,645.67	66.19
01 1100 211 000 1118 001	Teach/Prof - Group Ins - FCS	\$16,180.00	\$1,348.33	\$10,786.64	66.67
01 1100 211 000 1135 001	Teach/Prof - Group Ins - Gifted	\$0.00	\$0.00	\$0.00	0.00
01 1100 211 000 1135 002	Teach/Prof - Group Ins - Gifted	\$258.00	\$21.51	\$117.97	45.72
01 1100 211 000 1138 001	Teach/Prof - Group Ins - Math	\$39,990.00	\$2,769.85	\$22,158.79	55.41

EXPENDITURE REPORT

April, 2021

Account Number	Account Description	Revised Budget	Expended During Month	Expenditures to Date	% of Budget
01 1100 211 000 1141 001	Teach/Prof - Group Ins - Music	\$5,918.00	\$246.57	\$1,988.12	33.59
01 1100 211 000 1141 002	Teach/Prof - Group Ins - Music	\$21,604.00	\$1,800.35	\$14,402.80	66.67
01 1100 211 000 1145 001	Teach/Prof - Group Ins - PE	\$41,481.00	\$3,681.78	\$29,453.46	71.00
01 1100 211 000 1145 002	Teach/Prof - Group Ins - PE	\$6,935.00	\$577.88	\$4,623.04	66.66
01 1100 211 000 1148 001	Teach/Prof - Group Ins - Science	\$69,214.00	\$6,049.00	\$48,392.01	69.92
01 1100 211 000 1171 001	Teach/Prof - Group Ins - Socl Studies	\$23,306.00	\$1,080.99	\$8,647.92	37.11
01 1100 211 000 1173 001	Teach/Prof - Group Ins - Spanish	\$18,904.00	\$1,575.31	\$12,602.48	66.67
01 1100 211 000 1175 001	Teach/Prof - Group Ins - Tech Educ	\$12,135.00	\$1,011.25	\$8,090.00	66.67
01 1100 211 000 1175 002	Teach/Prof - Group Ins - Tech Educ	\$193.00	\$16.12	\$128.97	66.82
01 1100 211 000 1180 001	Teach/Prof - Group Ins - Trades/Ind	\$29,866.00	\$2,488.81	\$19,910.48	66.67
01 1100 211 000 2190 001	Increased Retirement - Act	\$0.00	\$0.00	\$0.00	0.00
01 1100 212 000 0000 001	Group Insurance - Instructional Aides	\$1,941.00	\$103.59	\$828.72	42.70
01 1100 212 000 0000 002	Group Insurance - Instructional Aides	\$0.00	\$0.00	\$0.00	0.00
01 1100 212 019 0000 001	Group Ins-Instr Aides-COVID19	\$0.00	\$0.00	\$0.00	0.00
01 1100 220 000 0000 002	Social Security - Non-Instructional	\$0.00	\$0.00	\$0.00	0.00
01 1100 220 000 1141 001	Social Security - Non-Instructional	\$200.00	\$53.24	\$104.16	52.08
01 1100 220 000 2190 001	Social Security - Non-Instr - Activity	\$2,090.00	\$105.72	\$2,522.86	120.71
01 1100 220 019 2190 001	Social Security - Activity	\$0.00	\$0.00	\$0.00	0.00
01 1100 221 000 0000 001	Social Security - Reg Instruction	\$13,018.00	\$1,188.53	\$9,152.73	70.31
01 1100 221 000 0000 002	Social Security - Reg Instruction	\$48,962.00	\$4,356.21	\$34,363.27	70.18
01 1100 221 000 1103 001	Social Security - Ag Education	\$3,179.00	\$237.07	\$1,897.51	59.69
01 1100 221 000 1105 001	Social Security - Art	\$2,846.00	\$239.10	\$1,899.23	66.73
01 1100 221 000 1105 002	Social Security - Art	\$1,694.00	\$139.30	\$1,114.40	65.79
01 1100 221 000 1108 001	Social Security - Band	\$2,476.00	\$169.48	\$1,370.98	55.37
01 1100 221 000 1108 002	Social Security - Band	\$1,498.00	\$112.28	\$906.04	60.48
01 1100 221 000 1112 001	Social Security - Business	\$5,785.00	\$483.01	\$3,869.77	66.89
01 1100 221 000 1114 001	Social Security - English	\$21,927.00	\$1,914.12	\$15,608.36	71.18
01 1100 221 000 1118 001	Social Security - FCS	\$4,698.00	\$392.34	\$3,142.73	66.90
01 1100 221 000 1135 001	Social Security - Gifted	\$0.00	\$0.00	\$0.00	0.00
01 1100 221 000 1135 002	Social Security - Gifted	\$2,266.00	\$187.10	\$1,026.20	45.29
01 1100 221 000 1138 001	Social Security - Math	\$9,734.00	\$772.02	\$6,018.84	61.83
01 1100 221 000 1141 001	Social Security - Music	\$1,481.00	\$123.40	\$989.11	66.79
01 1100 221 000 1141 002	Social Security - Music	\$5,615.00	\$467.94	\$3,743.52	66.67
01 1100 221 000 1145 001	Social Security - PE	\$10,497.00	\$984.48	\$7,577.52	72.19
01 1100 221 000 1145 002	Social Security - PE	\$4,171.00	\$347.58	\$2,785.42	66.78
01 1100 221 000 1148 001	Social Security - Science	\$17,211.00	\$1,571.79	\$11,545.52	67.08

Account Number	Account Description	Revised Budget	Expended During Month	Expenditures to Date	% of Budget
01 1100 221 000 1171 001	Social Security - Social Studies	\$10,599.00	\$753.85	\$6,020.89	56.81
01 1100 221 000 1173 001	Social Security - Spanish	\$4,717.00	\$390.05	\$3,126.15	66.27
01 1100 221 000 1175 001	Social Security - Technology Educ	\$3,847.00	\$321.15	\$2,569.20	66.78
01 1100 221 000 1175 002	Social Security - Technology Educ	\$2,828.00	\$233.20	\$1,865.58	65.97
01 1100 221 000 1180 001	Social Security - Trades/Industry	\$6,525.00	\$543.74	\$4,354.69	66.74
01 1100 221 000 2190 000	Social Security - Activity	\$218.00	\$18.13	\$145.06	66.54
01 1100 221 000 2190 001	Social Security - Activity	\$13,665.00	\$1,149.23	\$9,401.10	68.80
01 1100 221 000 2190 002	Social Security - Activity	\$749.00	\$65.11	\$583.54	77.91
01 1100 221 019 2190 001	Social Security - Activity	\$0.00	\$0.00	\$0.00	0.00
01 1100 222 000 0000 001	Social Security - Instructional Aides	\$456.00	\$29.56	\$186.72	40.95
01 1100 222 000 0000 002	Social Security - Instructional Aides	\$0.00	\$0.53	\$24.52	0.00
01 1100 222 000 1105 002	Reg Emp - Instr Aides - Art	\$0.00	\$0.00	\$0.00	0.00
01 1100 222 000 1145 002	Reg Emp - Soc Sec - PE	\$0.00	\$0.00	\$6.31	0.00
01 1100 222 000 1171 001	Social Security - Instr Aides - Soc Stud	\$0.00	\$0.00	\$0.00	0.00
01 1100 222 000 1175 002	Reg Emp - Instr Aides - Tech	\$0.00	\$0.00	\$0.00	0.00
01 1100 222 000 2190 001	Social Security - Activity	\$722.00	\$144.56	\$430.51	59.63
01 1100 222 000 2190 002	Social Security - Activity	\$0.00	\$0.00	\$0.00	0.00
01 1100 222 019 0000 001	Soc Sec-Instr Aides-COVID19	\$50.00	\$0.00	\$0.00	0.00
01 1100 222 019 2190 001	Social Security - Activity	\$0.00	\$0.00	\$0.00	0.00
01 1100 223 000 0000 001	Social Security - Subs	\$250.00	\$20.17	\$181.09	72.44
01 1100 223 000 0000 002	Social Security - Sub	\$1,300.00	\$170.16	\$1,092.37	84.03
01 1100 223 000 1103 001	Social Security - Subs - Ag	\$150.00	\$0.00	\$115.74	77.16
01 1100 223 000 1105 001	Social Security - Subs - Art	\$50.00	\$8.42	\$16.83	33.66
01 1100 223 000 1105 002	Social Security - Subs - Art	\$25.00	\$10.08	\$15.13	60.52
01 1100 223 000 1108 001	Temp Emp - Teach/Prof - Sub - Band	\$25.00	\$0.00	\$1.05	4.20
01 1100 223 000 1108 002	Temp Emp - Teach/Prof - Sub - Band	\$5.00	\$0.00	\$0.00	0.00
01 1100 223 000 1112 001	Social Security - Subs - Business	\$75.00	\$7.29	\$33.59	44.79
01 1100 223 000 1114 001	Social Security - Subs - English	\$350.00	\$47.60	\$248.31	70.95
01 1100 223 000 1118 001	Social Security - Subs - FCS	\$100.00	\$8.42	\$39.95	39.95
01 1100 223 000 1135 002	Social Security - Sub	\$0.00	\$0.00	\$0.00	0.00
01 1100 223 000 1138 001	Social Security - Subs - Math	\$500.00	\$12.63	\$63.70	12.74
01 1100 223 000 1141 001	Social Security - Subs - Music	\$25.00	\$0.00	\$2.11	8.44
01 1100 223 000 1141 002	Social Security - Subs - Music	\$100.00	\$0.00	\$75.74	75.74
01 1100 223 000 1145 001	Social Security - Subs - PE	\$125.00	\$47.61	\$205.97	164.78
01 1100 223 000 1145 002	Social Security - Subs - PE	\$50.00	\$0.00	\$48.41	96.82
01 1100 223 000 1148 001	Social Security - Science - Sub	\$400.00	\$12.64	\$203.69	50.92

EXPENDITURE REPORT

April, 2021

Account Number	Account Description	Revised Budget	Expended During Month	Expenditures to Date	% of Budget
01 1100 223 000 1171 001	Social Security - Soc Studies - Sub	\$750.00	\$14.71	\$66.26	8.83
01 1100 223 000 1173 001	Social Security - Subs - Spanish	\$150.00	\$14.74	\$97.88	65.25
01 1100 223 000 1175 001	Social Security - Subs - Tech Ed	\$75.00	\$22.12	\$78.96	105.28
01 1100 223 000 1175 002	Social Security - Subs - Tech Ed	\$25.00	\$6.73	\$10.10	40.40
01 1100 223 000 1180 001	Social Security - Subs - T & I	\$50.00	\$18.95	\$96.27	192.54
01 1100 224 000 2190 001	Social Security - Act -Tech Staff	\$776.00	\$64.67	\$532.69	68.65
01 1100 230 000 0000 002	Social Security - Non-Instructional	\$0.00	\$0.00	\$0.00	0.00
01 1100 230 000 1141 001	Retirement - Non-Instructional	\$250.00	\$51.19	\$95.73	38.29
01 1100 230 000 2190 001	Retirement Non Instr Activity	\$432.00	\$0.00	\$549.01	127.09
01 1100 230 019 2190 001	Social Security - Activity	\$0.00	\$0.00	\$0.00	0.00
01 1100 231 000 0000 001	Retirement - Teach/Prof Reg Instr	\$13,033.00	\$1,167.01	\$9,202.31	70.61
01 1100 231 000 0000 002	Retirement - Teach/Prof Reg Instr	\$47,928.00	\$4,265.17	\$33,758.30	70.44
01 1100 231 000 1103 001	Retirement - Teach/Prof Ag Ed	\$3,292.00	\$247.58	\$1,981.56	60.19
01 1100 231 000 1105 001	Retirement - Teach/Prof Art	\$2,735.00	\$229.79	\$1,825.44	66.74
01 1100 231 000 1105 002	Retirement - Teach/Prof Art	\$1,641.00	\$136.77	\$1,094.16	66.68
01 1100 231 000 1108 001	Retirement - Teach/Prof Band	\$2,483.00	\$171.07	\$1,380.71	55.61
01 1100 231 000 1108 002	Retirement - Teach/Prof Band	\$1,508.00	\$113.43	\$913.65	60.59
01 1100 231 000 1112 001	Retirement - Teach/Prof Business	\$5,728.00	\$477.30	\$3,823.92	66.76
01 1100 231 000 1114 001	Retirement - Teach/Prof English	\$22,060.00	\$1,927.09	\$15,699.73	71.17
01 1100 231 000 1118 001	Retirement - Teach/Prof FCS	\$4,620.00	\$385.01	\$3,081.92	66.71
01 1100 231 000 1135 001	Retirement - Teach/Prof HAL/Gifted	\$0.00	\$0.00	\$0.00	0.00
01 1100 231 000 1135 002	Retirement - Teach/Prof HAL/Gifted	\$2,178.00	\$181.48	\$995.38	45.70
01 1100 231 000 1138 001	Retirement - Teach/Prof Math	\$9,636.00	\$747.68	\$6,184.02	64.18
01 1100 231 000 1141 001	Retirement - Teach/Prof Music	\$1,423.00	\$118.61	\$950.72	66.81
01 1100 231 000 1141 002	Retirement - Teach/Prof Music	\$5,445.00	\$453.72	\$3,629.76	66.66
01 1100 231 000 1145 001	Retirement - Teach/Prof PE	\$10,510.00	\$950.29	\$7,606.87	72.38
01 1100 231 000 1145 002	Retirement - Teach/Prof PE	\$4,031.00	\$335.93	\$2,692.03	66.78
01 1100 231 000 1148 001	Retirement - Teach/Prof Science	\$17,304.00	\$1,469.33	\$11,755.78	67.94
01 1100 231 000 1171 001	Retirement - Teach/Prof Social Studies	\$10,341.00	\$731.78	\$5,846.06	56.53
01 1100 231 000 1173 001	Retirement - Teach/Prof Spanish	\$4,764.00	\$397.00	\$3,181.52	66.78
01 1100 231 000 1175 001	Retirement - Teach/Prof Tech Ed	\$3,818.00	\$318.20	\$2,545.60	66.67
01 1100 231 000 1175 002	Retirement - Teach/Prof Tech Ed	\$2,728.00	\$227.30	\$1,818.39	66.66
01 1100 231 000 1180 001	Retirement - Teach/Prof Trades/Ind	\$6,642.00	\$553.52	\$4,432.76	66.74
01 1100 231 000 2190 000	Retirement - Teach/Prof - Act	\$209.00	\$17.44	\$139.52	66.76
01 1100 231 000 2190 001	Retirement - Teach/Prof - Act	\$13,134.00	\$1,085.20	\$9,054.86	68.94
01 1100 231 000 2190 002	Retirement - Teach/Prof - Act	\$720.00	\$62.61	\$561.07	77.93

Account Number	Account Description	Revised Budget	Expended During Month	Expenditures to Date	% of Budget
01 1100 231 019 2190 001	Social Security - Activity	\$0.00	\$0.00	\$0.00	0.00
01 1100 232 000 0000 001	Retirement - Instructional Aides	\$438.00	\$22.94	\$193.35	44.14
01 1100 232 000 0000 002	Retirement - Instructional Aides	\$0.00	\$0.51	\$18.73	0.00
01 1100 232 000 1105 002	Ret - Instr Aides Art	\$0.00	\$0.00	\$0.00	0.00
01 1100 232 000 1145 002	Reg Emp - Ret - PE	\$0.00	\$0.00	\$6.07	0.00
01 1100 232 000 1171 001	Retirement - Instructional Aides	\$0.00	\$0.00	\$0.00	0.00
01 1100 232 000 1175 002	Ret - Instr Aides Tech Ed	\$0.00	\$0.00	\$0.00	0.00
01 1100 232 000 2190 001	Retirement - Instr Aides - Act	\$694.00	\$108.69	\$345.07	49.72
01 1100 232 000 2190 002	Social Security - Activity	\$0.00	\$0.00	\$0.00	0.00
01 1100 232 019 0000 001	Ret-Instr Aides-COVID19	\$50.00	\$0.00	\$0.00	0.00
01 1100 232 019 2190 001	Social Security - Activity	\$0.00	\$0.00	\$0.00	0.00
01 1100 233 000 0000 001	Ret - Sub	\$0.00	\$0.00	\$0.00	0.00
01 1100 233 000 0000 002	Ret - Sub	\$5.00	\$0.00	\$0.00	0.00
01 1100 233 000 1105 002	Ret - Sub	\$0.00	\$0.00	\$0.00	0.00
01 1100 233 000 1148 001	Ret - Sub	\$0.00	\$0.00	\$0.00	0.00
01 1100 233 000 1171 001	Ret - Sub	\$0.00	\$0.00	\$0.00	0.00
01 1100 233 000 1175 002	Ret - Sub	\$0.00	\$0.00	\$0.00	0.00
01 1100 234 000 2190 001	Retirement - Tech Staff - Act	\$746.00	\$62.17	\$512.06	68.64
01 1100 237 000 0000 001	Increased Retirement - Reg Inst	\$4,476.00	\$408.62	\$3,226.52	72.08
01 1100 237 000 0000 002	Increased Retirement - Reg Inst	\$16,459.00	\$1,464.85	\$11,599.26	70.47
01 1100 237 000 1103 001	Increased Retirement - Ag Ed	\$1,131.00	\$85.02	\$680.48	60.17
01 1100 237 000 1105 001	Increased Retirement - Art	\$939.00	\$78.88	\$626.82	66.75
01 1100 237 000 1105 002	Increased Retirement - Art	\$564.00	\$46.97	\$375.76	66.62
01 1100 237 000 1108 001	Increased Retirement - Band	\$853.00	\$58.75	\$474.16	55.59
01 1100 237 000 1108 002	Increased Retirement - Band	\$518.00	\$38.95	\$313.72	60.56
01 1100 237 000 1112 001	Increased Retirement - Business	\$1,967.00	\$163.92	\$1,313.21	66.76
01 1100 237 000 1114 001	Increased Retirement - English	\$7,576.00	\$661.77	\$5,391.39	71.16
01 1100 237 000 1118 001	Increased Retirement - FCS	\$1,587.00	\$132.22	\$1,058.38	66.69
01 1100 237 000 1135 001	Increased Retirement - Hal/Gifted	\$0.00	\$0.00	\$0.00	0.00
01 1100 237 000 1135 002	Increased Retirement - HAL/Gifted	\$748.00	\$62.33	\$341.86	45.70
01 1100 237 000 1138 001	Increased Retirement - Math	\$3,309.00	\$256.77	\$2,123.63	64.18
01 1100 237 000 1141 001	Increased Retirement - Music	\$489.00	\$58.30	\$359.35	73.49
01 1100 237 000 1141 002	Increased Retirement - Music	\$1,870.00	\$155.81	\$1,246.48	66.66
01 1100 237 000 1145 001	Increased Retirement - PE	\$3,609.00	\$326.35	\$2,612.22	72.38
01 1100 237 000 1145 002	Increased Retirement - PE	\$1,384.00	\$115.36	\$926.55	66.95
01 1100 237 000 1148 001	Increased Retirement - Science	\$5,942.00	\$504.57	\$4,037.02	67.94

EXPENDITURE REPORT

April, 2021

Account Number	Account Description	Revised Budget	Expended During Month	Expenditures to Date	% of Budget
01 1100 237 000 1171 001	Increased Retirement - Social Studies	\$3,551.00	\$251.32	\$2,007.60	56.54
01 1100 237 000 1173 001	Increased Retirement - Spanish	\$1,636.00	\$136.33	\$1,092.51	66.78
01 1100 237 000 1175 001	Increased Retirement - Tech Ed	\$1,311.00	\$109.28	\$874.21	66.68
01 1100 237 000 1175 002	Increased Retirement - Tech Ed	\$937.00	\$78.05	\$624.40	66.64
01 1100 237 000 1180 001	Increased Retirement - Trades/Ind	\$2,281.00	\$190.09	\$1,522.28	66.74
01 1100 237 000 2190 000	Retirement - Teach/Prof - Act	\$72.00	\$5.98	\$47.84	66.44
01 1100 237 000 2190 001	Increased Retirement - Act	\$5,153.00	\$431.37	\$3,592.42	69.72
01 1100 237 000 2190 002	Increased Retirement - Act	\$247.00	\$21.50	\$192.68	78.01
01 1100 237 019 0000 001	Inc Ret-Reg Instr-COVID19	\$10.00	\$0.00	\$0.00	0.00
01 1100 237 019 2190 001	Social Security - Activity	\$0.00	\$0.00	\$0.00	0.00
01 1100 280 000 1141 001	Health Benefits (HSA) Non-Instruc	\$0.00	\$0.00	\$0.00	0.00
01 1100 281 000 0000 001	Reg Instr - HSA Deduction	\$2,585.00	\$293.79	\$2,262.72	87.53
01 1100 281 000 0000 002	Reg Instr - HSA Deduction	\$3,651.00	\$79.65	\$1,535.60	42.06
01 1100 281 000 1103 001	Ag - HSA Deduction	\$2,007.00	\$167.26	\$1,338.08	66.67
01 1100 281 000 1105 002	Art - HSA Deduction	\$0.00	\$0.00	\$0.00	0.00
01 1100 281 000 1108 001	Band - HSA Deduction	\$1,011.00	\$84.23	\$673.84	66.65
01 1100 281 000 1108 002	Band - HSA Deduction	\$674.00	\$56.15	\$449.20	66.65
01 1100 281 000 1112 001	Business HSA Deduction-S	\$2,358.00	\$196.53	\$1,572.24	66.68
01 1100 281 000 1114 001	English - HSA Deduction	\$4,043.00	\$371.99	\$2,975.92	73.61
01 1100 281 000 1135 001	Gifted - HSA Deduction	\$0.00	\$0.00	\$0.00	0.00
01 1100 281 000 1138 001	Math - HSA Deduction	\$2,021.00	\$168.45	\$1,347.60	66.68
01 1100 281 000 1145 001	PE - HSA Deduction	\$895.00	\$74.57	\$596.56	66.65
01 1100 281 000 1145 002	PE - HSA Deduction	\$956.00	\$79.65	\$637.20	66.65
01 1100 281 000 1148 001	Science - HSA Deduction	\$6,401.00	\$477.26	\$3,818.08	59.65
01 1100 281 000 1171 001	Soc Studies - HSA Deduction	\$1,173.00	\$69.69	\$557.52	47.53
01 1100 281 000 1175 001	Tech Ed - HSA Deduction	\$0.00	\$0.00	\$0.00	0.00
01 1100 281 000 1175 002	Tech Ed - HSA Deduction	\$0.00	\$0.00	\$0.00	0.00
01 1100 281 000 1180 001	Trades/Industry - HSA Deduction	\$1,547.00	\$128.95	\$1,031.60	66.68
01 1100 282 000 0000 001	Health Benefits (HSA) - Inst Aides	\$0.00	\$0.00	\$0.00	0.00
01 1100 282 000 0000 002	Health Benefits (HSA) - Inst Aides	\$0.00	\$0.00	\$0.00	0.00
01 1100 290 000 1141 001	Other Benefits - Music	\$50.00	\$0.00	\$60.00	120.00
01 1100 291 000 0000 001	Other Benefitis - Teach/Prof	\$0.00	\$0.00	\$0.00	0.00
01 1100 291 000 1108 001	Other Benefitis - Teach/Prof - Band	\$100.00	\$0.00	\$42.00	42.00
01 1100 291 000 1108 002	Other Benefitis - Teach/Prof - Band	\$50.00	\$0.00	\$18.00	36.00
01 1100 320 000 2190 001	Professional Ed Services Activity	\$0.00	\$0.00	\$0.00	0.00
01 1100 320 000 2190 002	Professional Ed Services Activity	\$0.00	\$0.00	\$0.00	0.00

Account Number	Account Description	Revised Budget	Expended During Month	Expenditures to Date	% of Budget
01 1100 330 000 1108 001	Employee Training & Develop Serv	\$150.00	\$0.00	\$0.00	0.00
01 1100 330 000 1135 002	Empk Trng Gifted	\$250.00	\$0.00	\$0.00	0.00
01 1100 330 000 1141 001	Empl Trng/Develop Services Music	\$0.00	\$0.00	\$0.00	0.00
01 1100 334 000 2190 001	Mileage Paid - Other	\$0.00	\$0.00	\$0.00	0.00
01 1100 350 000 0000 000	Technical Services	\$0.00	\$0.00	\$0.00	0.00
01 1100 350 000 0000 001	Technical Services	\$0.00	\$0.00	\$0.00	0.00
01 1100 350 000 0000 002	Technical Services	\$500.00	\$0.00	\$0.00	0.00
01 1100 350 000 1118 001	FCS Tech Services	\$0.00	\$0.00	\$55.25	0.00
01 1100 350 000 1138 001	Technical Services - Math	\$0.00	\$0.00	\$0.00	0.00
01 1100 350 000 1175 001	Technical Services - Tech Education	\$0.00	\$0.00	\$0.00	0.00
01 1100 350 000 1175 002	Technical Services - Tech Education	\$0.00	\$0.00	\$0.00	0.00
01 1100 352 000 0000 002	Other Prof Services	\$0.00	\$0.00	\$0.00	0.00
01 1100 352 000 1102 001	Other Prof Services - Greenhouse	\$0.00	\$0.00	\$0.00	0.00
01 1100 352 000 1103 001	Other Prof Services - Ag Education	\$0.00	\$0.00	\$0.00	0.00
01 1100 352 000 1108 001	Other Prof Services - Band	\$0.00	\$0.00	\$0.00	0.00
01 1100 352 000 1108 002	Other Prof Services - Band	\$0.00	\$0.00	\$0.00	0.00
01 1100 352 000 1118 001	Other Prof Services - FCS	\$0.00	\$0.00	\$0.00	0.00
01 1100 352 000 1141 002	Other Prof Services - Music	\$0.00	\$0.00	\$100.00	0.00
01 1100 352 000 1148 001	Other Prof Services - Science	\$0.00	\$0.00	\$0.00	0.00
01 1100 352 000 1175 001	Other Prof Services - Tech Education	\$0.00	\$0.00	\$0.00	0.00
01 1100 352 000 1175 002	Other Prof Services - Tech Education	\$0.00	\$0.00	\$0.00	0.00
01 1100 352 000 1180 001	Other Prof Services - Trades/Industry	\$0.00	\$0.00	\$0.00	0.00
01 1100 352 000 2190 001	Other Professional Services Activity	\$500.00	\$0.00	\$0.00	0.00
01 1100 352 000 2190 002	Other Professional Services Activity	\$0.00	\$400.00	\$400.00	0.00
01 1100 352 019 0000 002	Other Professional Serv COVID19	\$0.00	\$0.00	\$0.00	0.00
01 1100 440 000 0000 000	Rentals	\$5,000.00	\$0.00	\$0.00	0.00
01 1100 440 000 2190 001	Rentals	\$0.00	\$180.00	\$180.00	0.00
01 1100 443 000 0000 001	Rentals of Computers	\$0.00	\$0.00	\$0.00	0.00
01 1100 580 000 0000 001	Travel Trans, Meals, Hotel	\$0.00	\$0.00	\$0.00	0.00
01 1100 580 000 0000 002	Travel Trans, Meals, Hotel	\$0.00	\$0.00	\$0.00	0.00
01 1100 580 000 1103 001	Travel Trans, Meals, Hotel Ag Ed	\$0.00	\$0.00	\$0.00	0.00
01 1100 580 000 1105 001	Travel Trans, Meals, Hotel Art	\$0.00	\$0.00	\$0.00	0.00
01 1100 580 000 1105 002	Travel Trans, Meals, Hotel Art	\$0.00	\$0.00	\$0.00	0.00
01 1100 580 000 1108 001	Travel Trans, Meals, Hotel Band	\$250.00	\$0.00	\$0.00	0.00
01 1100 580 000 1108 002	Travel Trans, Meals, Hotel Band	\$0.00	\$0.00	\$0.00	0.00
01 1100 580 000 1112 001	Travel Trans, Meals, Hotel Business	\$150.00	\$0.00	\$0.00	0.00

Account Number	Account Description	Revised Budget	Expended During Month	Expenditures to Date	% of Budget
01 1100 580 000 1114 001	Travel Trans, Meals, Hotel English	\$0.00	\$0.00	\$0.00	0.00
01 1100 580 000 1118 001	Travel Trans, Meals, Hotel FCS	\$0.00	\$0.00	\$0.00	0.00
01 1100 580 000 1135 001	Travel Trans, Meals, Hotel HAL/Gifted	\$0.00	\$0.00	\$0.00	0.00
01 1100 580 000 1135 002	Travel Trans, Meals, Hotel HAL/Gifted	\$400.00	\$0.00	\$0.00	0.00
01 1100 580 000 1138 001	Travel Trans, Meals, Hotel Math	\$0.00	\$0.00	\$0.00	0.00
01 1100 580 000 1141 001	Travel Trans, Meals, Hotel Music	\$500.00	\$0.00	\$0.00	0.00
01 1100 580 000 1141 002	Travel Trans, Meals, Hotel Music	\$200.00	\$0.00	\$0.00	0.00
01 1100 580 000 1145 001	Travel Trans, Meals, Hotel PE	\$0.00	\$0.00	\$0.00	0.00
01 1100 580 000 1145 002	Travel Trans, Meals, Hotel PE	\$200.00	\$0.00	\$0.00	0.00
01 1100 580 000 1148 001	Travel Trans, Meals, Hotel Science	\$0.00	\$0.00	\$0.00	0.00
01 1100 580 000 1171 001	Travel Trans, Meals Hotel Soc Stud	\$0.00	\$0.00	\$0.00	0.00
01 1100 580 000 1175 001	Travel Trans, Meals, Hotel Tech Ed	\$0.00	\$0.00	\$0.00	0.00
01 1100 580 000 1175 002	Travel Trans, Meals, Hotel Tech Ed	\$0.00	\$0.00	\$0.00	0.00
01 1100 580 000 1180 001	Travel Trans, Meals, Hotel Trades/Ind	\$0.00	\$0.00	\$0.00	0.00
01 1100 580 000 1185 001	Travel Trans Meals Circle Friends	\$0.00	\$0.00	\$0.00	0.00
01 1100 580 000 1185 002	Travel Trans Meals Circle Friends	\$0.00	\$0.00	\$0.00	0.00
01 1100 580 000 2190 001	Travel Trans, Meals, Hotel Activity	\$200.00	\$0.00	\$0.00	0.00
01 1100 610 000 0000 000	General Supplies	\$12,000.00	\$0.00	(\$8.57)	(0.07)
01 1100 610 000 0000 001	General Supplies	\$30,000.00	\$1,456.93	\$7,583.59	25.42
01 1100 610 000 0000 002	General Supplies	\$50,000.00	\$1,442.05	\$14,918.02	30.72
01 1100 610 000 1102 001	Supplies - Greenhouse	\$0.00	\$0.00	\$0.00	0.00
01 1100 610 000 1103 001	Supplies Ag Education	\$3,500.00	\$0.00	\$568.12	16.23
01 1100 610 000 1105 001	Supplies Art	\$3,000.00	\$0.00	\$322.50	10.75
01 1100 610 000 1105 002	Supplies Art	\$3,000.00	\$0.00	\$65.52	2.18
01 1100 610 000 1108 001	Supplies Band	\$1,500.00	\$0.00	\$594.59	41.81
01 1100 610 000 1108 002	Supplies Band	\$500.00	\$0.00	\$0.00	46.50
01 1100 610 000 1112 001	Supplies Business	\$300.00	\$0.00	(\$848.36)	(282.79)
01 1100 610 000 1114 001	Supplies English	\$1,500.00	\$15.00	\$274.38	18.29
01 1100 610 000 1118 001	Supplies FCS	\$4,000.00	\$698.54	\$3,441.01	86.03
01 1100 610 000 1135 001	Supplies HAL/Gifted	\$2,000.00	\$0.00	\$1,715.13	85.76
01 1100 610 000 1135 002	Supplies HAL/Gifted	\$750.00	\$0.00	\$0.00	0.00
01 1100 610 000 1138 001	Supplies Math	\$1,250.00	\$0.00	\$899.90	71.99
01 1100 610 000 1138 002	Supplies Math	\$1,000.00	\$0.00	\$0.00	0.00
01 1100 610 000 1141 001	Supplies Music	\$1,500.00	\$124.04	\$264.01	17.60
01 1100 610 000 1141 002	Supplies Music	\$1,500.00	\$292.50	\$297.72	22.72
01 1100 610 000 1145 001	Supplies PE	\$2,500.00	\$0.00	\$88.28	3.53

Account Number	Account Description	Revised Budget	Expended During Month	Expenditures to Date	% of Budget
01 1100 610 000 1145 002	Supplies PE	\$1,000.00	\$0.00	\$98.91	9.89
01 1100 610 000 1148 001	Supplies Science	\$12,000.00	\$9.63	\$1,958.00	16.32
01 1100 610 000 1148 002	Supplies Science	\$2,000.00	\$0.00	\$8.25	0.41
01 1100 610 000 1171 001	Supplies Social Studies	\$250.00	\$0.00	\$0.00	0.00
01 1100 610 000 1173 001	Supplies Spanish	\$2,500.00	\$0.00	\$0.00	0.00
01 1100 610 000 1175 001	Supplies Technology Education	\$2,000.00	\$0.00	\$0.00	0.00
01 1100 610 000 1175 002	Supplies Technology Education	\$250.00	\$0.00	\$0.00	0.00
01 1100 610 000 1180 001	Supplies Trades & Industry	\$4,000.00	\$313.48	\$2,789.33	69.73
01 1100 610 000 1185 001	Supplies Circle of Friends	\$0.00	\$0.00	\$0.00	0.00
01 1100 610 000 1185 002	Supplies Circle of Friends	\$200.00	\$0.00	\$0.00	0.00
01 1100 610 000 1740 001	General Supplies MacBook	\$0.00	\$0.00	\$0.00	0.00
01 1100 610 000 1743 002	General Supplies - Annies Grant	\$0.00	\$0.00	\$0.00	0.00
01 1100 610 000 2190 001	Supplies Activity	\$250.00	\$0.00	\$0.00	0.00
01 1100 610 019 0000 000	General Supplies COVID 19	\$0.00	\$0.00	\$26.23	0.00
01 1100 610 019 0000 001	General Supplies COVID19	\$600.00	\$0.00	\$0.00	0.00
01 1100 610 019 0000 002	General Supplies COVID19	\$600.00	\$0.00	\$0.00	0.00
01 1100 610 019 1105 002	General Supplies Art COVID	\$0.00	\$0.00	\$585.16	0.00
01 1100 610 019 1118 001	General Supplies FCS COVID	\$0.00	\$0.00	\$374.81	0.00
01 1100 640 000 0000 002	Books & Periodicals	\$1,000.00	\$0.00	\$475.35	47.54
01 1100 640 000 1103 001	Books & Periodicals Ag Education	\$1,000.00	\$0.00	\$0.00	0.00
01 1100 640 000 1112 001	Books & Periodicals Business	\$500.00	\$0.00	\$0.00	0.00
01 1100 640 000 1114 001	Books & Periodicals English	\$500.00	\$0.00	\$2,981.86	596.37
01 1100 640 000 1118 001	Books & Periodicals FCS	\$0.00	\$0.00	\$0.00	0.00
01 1100 640 000 1135 002	Books & Periodicals Gifted	\$0.00	\$0.00	\$0.00	0.00
01 1100 640 000 1138 001	Books & Periodicals Math	\$250.00	\$0.00	\$759.16	303.66
01 1100 640 000 1138 002	Books & Periodicals Math	\$0.00	\$0.00	\$0.00	0.00
01 1100 640 000 1141 002	Books & Periodicals Music	\$0.00	\$0.00	\$0.00	0.00
01 1100 640 000 1145 001	Books & Periodicals PE	\$0.00	\$0.00	\$591.84	0.00
01 1100 640 000 1148 001	Books & Periodicals Science	\$750.00	\$0.00	\$0.00	0.00
01 1100 640 000 1148 002	Books & Periodicals Science	\$4,000.00	\$0.00	\$0.00	0.00
01 1100 640 000 1171 001	Books & Periodicals Social Studies	\$50,000.00	\$0.00	\$274.73	0.55
01 1100 640 000 1171 002	Books & Periodicals Social Studies	\$50,000.00	\$0.00	\$0.00	0.00
01 1100 640 000 1173 001	Books & Periodicals Spanish	\$0.00	\$0.00	\$0.00	0.00
01 1100 640 000 1175 001	Books & Periodicals Technology Ed	\$500.00	\$0.00	\$0.00	0.00
01 1100 640 000 1180 001	Books & Periodicals Trades & Industry	\$250.00	\$0.00	\$0.00	0.00
01 1100 640 000 3155 001	Books & Periodicals Textbook Loan	\$2,000.00	\$2,467.08	\$3,390.12	169.51

EXPENDITURE REPORT

April, 2021

Account Number	Account Description	Revised Budget	Expended During Month	Expenditures to Date	% of Budget
01 1100 640 000 3155 002	Books & Periodicals Textbook Loan	\$0.00	\$0.00	\$0.00	0.00
01 1100 643 000 0000 000	Web/Cloud Based Software	\$20,000.00	\$0.00	\$14,874.73	74.37
01 1100 643 000 0000 001	Web/Cloud Based Software	\$3,500.00	\$0.00	\$2,000.00	57.14
01 1100 643 000 0000 002	Web/Cloud Based Software	\$12,000.00	\$1,762.82	\$2,741.08	22.84
01 1100 643 000 1103 001	Web/Cloud Based Software Ag Ed	\$1,000.00	\$0.00	\$0.00	0.00
01 1100 643 000 1112 001	Web/Cloud Based Software Business	\$1,000.00	\$0.00	\$99.00	9.90
01 1100 643 000 1114 000	Web/Cloud Based Software English	\$0.00	\$0.00	\$0.00	0.00
01 1100 643 000 1114 001	Web/Cloud Based Software English	\$2,000.00	\$0.00	\$57.20	2.86
01 1100 643 000 1135 001	Web/Cloud Based Software Gifted	\$0.00	\$0.00	\$0.00	0.00
01 1100 643 000 1135 002	Web/Cloud Based Software Gifted	\$0.00	\$0.00	\$0.00	0.00
01 1100 643 000 1138 000	Web/Cloud Based Software Math	\$0.00	\$0.00	\$0.00	0.00
01 1100 643 000 1138 001	Web/Cloud Based Software Math	\$1,500.00	\$0.00	\$0.00	0.00
01 1100 643 000 1141 002	Web/Cloud Based Software Music	\$500.00	\$0.00	\$0.00	0.00
01 1100 643 000 1145 001	Web/Cloud Based Software PE	\$0.00	\$0.00	\$0.00	0.00
01 1100 643 000 1148 001	Web/Cloud Based Software Science	\$1,000.00	\$0.00	\$0.00	0.00
01 1100 643 000 1148 002	Web/Cloud Based Software Science	\$1,000.00	\$0.00	\$0.00	0.00
01 1100 643 000 1171 001	Web/Cloud Based Software Soc Stud	\$200.00	\$0.00	\$134.95	67.48
01 1100 643 000 1171 002	Web/Cloud Based Software Soc Stud	\$0.00	\$0.00	\$0.00	0.00
01 1100 643 000 1173 001	Web/Cloud Based Software Spanixh	\$500.00	\$0.00	\$0.00	0.00
01 1100 643 000 1175 001	Web/Cloud Based Software Tech Ed	\$0.00	\$0.00	\$274.75	0.00
01 1100 643 000 1175 002	Web/Cloud Based Software Tech Ed	\$0.00	\$0.00	\$0.00	0.00
01 1100 643 000 1180 001	Web/Cloud Based Software Trade/Ind	\$250.00	\$0.00	\$200.00	80.00
01 1100 650 000 0000 000	Supplies - Technology Related	\$6,000.00	\$0.00	\$211.85	1,652.89
01 1100 650 000 0000 001	Supplies - Technology Related	\$20,000.00	\$0.00	\$2,498.78	12.49
01 1100 650 000 0000 002	Supplies - Technology Related	\$5,000.00	\$0.00	\$449.99	9.99
01 1100 650 000 1108 001	Supplies - Technology Related Band	\$100.00	\$0.00	\$0.00	0.00
01 1100 650 000 1112 001	Supplies - Tech Related Business	\$150.00	\$0.00	\$1,848.36	1,232.24
01 1100 650 000 1135 001	Supplies Technology Related Gifted	\$0.00	\$0.00	\$0.00	0.00
01 1100 650 000 1138 001	Supplies Technology Related Math	\$0.00	\$0.00	\$0.00	0.00
01 1100 650 000 1141 001	Supplies - Technology Related Music	\$0.00	\$0.00	\$0.00	0.00
01 1100 650 000 1145 002	Supplies - Technology Related PE	\$500.00	\$0.00	\$0.00	0.00
01 1100 650 000 1148 001	Supplies - Tech Related Science	\$500.00	\$0.00	\$39.33	7.87
01 1100 650 000 1175 001	Supplies Technology Related Tech Ed	\$500.00	\$0.00	\$0.00	0.00
01 1100 650 000 1175 002	Supplies Technology Related Tech Ed	\$500.00	\$0.00	\$0.00	0.00
01 1100 650 000 1180 001	Supplies Tech Related Trades/Ind	\$0.00	\$0.00	\$0.00	0.00
01 1100 650 000 1740 001	Supplies - Technology Related	\$200.00	\$0.00	\$0.00	0.00

Account Number	Account Description	Revised Budget	Expended During Month	Expenditures to Date	% of Budget
01 1100 650 019 0000 001	Supplies-Technology Related COVID19	\$1,000.00	\$0.00	\$0.00	0.00
01 1100 810 000 0000 000	Dues and Fees	\$0.00	\$0.00	\$0.00	0.00
01 1100 810 000 1103 001	Dues & Fees Ag Education	\$0.00	\$0.00	\$0.00	0.00
01 1100 810 000 1108 001	Dues and Fees Band	\$750.00	\$300.00	\$807.00	136.27
01 1100 810 000 1108 002	Dues and Fees Band	\$0.00	\$190.00	\$190.00	0.00
01 1100 810 000 1135 002	Dues and Fees HAL/Gifted	\$100.00	\$0.00	\$0.00	0.00
01 1100 810 000 1141 001	Dues & Fees Music	\$500.00	\$0.00	\$292.00	101.40
01 1100 810 000 1141 002	Dues & Fees Music	\$500.00	\$0.00	\$0.00	0.00
01 1100 810 000 1145 002	Dues & Fees PE	\$0.00	\$0.00	\$0.00	0.00
01 1100 810 000 1171 001	Dues and Fees Social Studies	\$0.00	\$0.00	\$0.00	0.00
01 1100 810 000 1175 001	Dues & Fees Technology Education	\$150.00	\$0.00	\$0.00	0.00
01 1100 810 000 1185 002	Dues and Fees Circle of Friends	\$0.00	\$0.00	\$0.00	0.00
01 1100 810 000 2190 001	Dues and Fees Activity	\$400.00	\$0.00	\$250.00	62.50
01 1100 810 000 2190 002	Dues and Fees Activity	\$2,000.00	\$0.00	\$0.00	0.00
01 1100 810 019 2190 002	Dues and Fees COVID19	\$0.00	\$0.00	\$0.00	0.00
01 1100 950 000 0000 002	Special Items	\$0.00	\$0.00	\$0.00	0.00
1100	Regular Instruction	\$4,351,611.00	\$348,049.46	\$2,773,579.75	66.04
01 1150 110 000 0000 001	Reg Emp - Non-Instr - LEP	\$0.00	\$469.14	\$1,522.92	0.00
01 1150 110 000 0000 002	Reg Emp - Non-Instr - LEP	\$0.00	\$0.00	\$0.00	0.00
01 1150 111 000 0000 001	Reg Emp - Teach/Prof - LEP	\$58,974.00	\$4,914.47	\$39,315.76	66.67
01 1150 111 000 0000 002	Reg Emp - Teach/Prof - LEP	\$133,678.00	\$7,986.28	\$59,759.36	44.70
01 1150 111 000 6915 001	Reg Emp - Teach/Prof -Title I, Part C Migrant	\$0.00	\$369.91	\$2,959.28	0.00
01 1150 112 000 0000 001	Reg Emp - Instr Aides - LEP	\$17,129.00	\$1,210.67	\$11,453.29	66.86
01 1150 112 000 0000 002	Reg Emp - Instr Aides - LEP	\$42,260.00	\$1,581.19	\$13,957.40	33.03
01 1150 112 000 1190 002	Reg Emp - Instr Aides - LEP - PS	\$0.00	\$0.00	\$0.00	0.00
01 1150 112 000 6925 001	Reg Emp Instructional Aides -Title III, Part A	\$0.00	\$434.48	\$3,048.81	0.00
01 1150 112 019 0000 001	Reg Emp-Instr Aides-LEP-COVID19	\$2,000.00	\$0.00	\$0.00	0.00
01 1150 112 019 0000 002	Reg Emp-Instr Aides-LEP-COVID19	\$3,500.00	\$0.00	\$0.00	0.00
01 1150 122 000 0000 001	Temp Emp - Instr Aide - LEP	\$500.00	\$48.92	\$2,146.79	429.36
01 1150 122 000 0000 002	Temp Emp - Instr Aide - LEP	\$500.00	\$32.22	\$811.21	162.24
01 1150 122 000 1190 002	Temp Emp - Instr Aide - LEP - EC	\$0.00	\$0.00	\$0.00	0.00
01 1150 123 000 0000 001	Temp Emp - Teach/Prof - Sub - LEP	\$1,500.00	\$96.25	\$536.25	35.75
01 1150 123 000 0000 002	Temp Emp - Teach/Prof - Sub - LEP	\$2,500.00	\$196.62	\$7,542.62	301.70
01 1150 132 000 0000 001	Instr Aides LEP - OT	\$0.00	\$0.00	\$0.00	0.00
01 1150 132 000 0000 002	Instr Aides LEP - OT	\$350.00	\$45.41	\$171.98	49.14
01 1150 132 000 6925 001	Reg Emp Instructional Aides -Title III, Part A	\$0.00	\$0.00	\$0.00	0.00

Account Number	Account Description	Revised Budget	Expended During Month	Expenditures to Date	% of Budget
01 1150 150 000 0000 001	Translator Salaries	\$800.00	\$0.00	\$0.00	0.00
01 1150 150 000 0000 002	Translator Salaries	\$2,000.00	\$62.40	\$597.65	29.88
01 1150 150 000 1190 002	Translator Salaries Early Child LEP	\$0.00	\$0.00	\$0.00	0.00
01 1150 150 019 0000 002	Add'l Comp NonInstr-COVID19	\$400.00	\$0.00	\$0.00	0.00
01 1150 151 000 0000 001	Teach/Prof - Add'l Comp - LEP	\$75.00	\$12.50	\$50.00	66.67
01 1150 151 000 0000 002	Teach/Prof - Add'l Comp - LEP	\$0.00	\$0.00	\$0.00	0.00
01 1150 151 000 6925 002	Teach/Prof - Add'l Comp - Title III, Pt A	\$0.00	\$0.00	\$30.00	0.00
01 1150 152 000 0000 002	Reg Emp - Non-Instr - Principal Office	\$0.00	\$0.00	\$0.00	0.00
01 1150 210 000 0000 001	Group Insurance - Non-Instructional	\$0.00	\$0.00	\$0.00	0.00
01 1150 210 000 0000 002	Group Insurance - Non-Instructional	\$0.00	\$0.00	\$0.00	0.00
01 1150 211 000 0000 001	Group Ins - Teach/Prof LEP	\$16,530.00	\$1,481.21	\$11,849.68	71.69
01 1150 211 000 0000 002	Group Ins - Teach/Prof LEP	\$43,208.00	\$2,610.51	\$21,874.29	50.63
01 1150 211 000 1190 002	Group Ins - Teach/Prof LEP EC	\$0.00	\$0.00	\$0.00	0.00
01 1150 211 000 6915 001	Group Insurance -Title I, Part C Migrant	\$0.00	\$0.00	\$0.00	0.00
01 1150 212 000 0000 001	Group Insurance - Instructional Aides	\$4,949.00	\$558.15	\$4,715.45	95.28
01 1150 212 000 0000 002	Group Insurance - Instructional Aides	\$12,939.00	\$543.70	\$4,433.26	34.26
01 1150 212 000 6925 001	Group Insurance -Title III, Part A	\$0.00	\$0.00	\$0.00	0.00
01 1150 212 019 0000 001	Group Ins-Instr Aides-COVID19	\$0.00	\$0.00	\$0.00	0.00
01 1150 212 019 0000 002	Group Ins-Instr Aides-COVID19	\$0.00	\$0.00	\$0.00	0.00
01 1150 220 000 0000 001	Social Security - Non Instructional	\$25.00	\$35.89	\$116.50	466.00
01 1150 220 000 0000 002	Social Security - Non Instructional	\$100.00	\$4.75	\$45.69	45.69
01 1150 220 019 0000 002	Soc Sec-NonInstr-COVID19	\$50.00	\$0.00	\$0.00	0.00
01 1150 221 000 0000 001	Social Security - LEP	\$3,881.00	\$328.66	\$2,625.46	67.65
01 1150 221 000 0000 002	Social Security - LEP	\$9,958.00	\$595.14	\$4,445.51	44.64
01 1150 221 000 1190 002	Social Security - LEP Early Childhood	\$0.00	\$0.00	\$0.00	0.00
01 1150 221 000 6915 001	Soc Sec -Title I, Part C Migrant	\$0.00	\$24.68	\$197.44	0.00
01 1150 221 000 6925 002	Social Security - Title III, Pt A	\$0.00	\$0.00	\$2.29	0.00
01 1150 222 000 0000 001	Social Security - Instructional Aides	\$1,310.00	\$96.36	\$1,040.45	79.42
01 1150 222 000 0000 002	Social Security - Instructional Aides	\$3,214.00	\$116.23	\$1,130.14	35.16
01 1150 222 000 6925 001	Soc Sec -Title III, Part A	\$0.00	\$33.24	\$233.24	0.00
01 1150 222 019 0000 001	Soc Sec-Instr Aides-COVID19	\$150.00	\$0.00	\$0.00	0.00
01 1150 222 019 0000 002	Soc Sec-Instr Aides-COVID19	\$250.00	\$0.00	\$0.00	0.00
01 1150 223 000 0000 001	Social Security - LEP - Subs	\$100.00	\$7.34	\$40.97	40.97
01 1150 223 000 0000 002	Social Security - LEP - Subs	\$200.00	\$15.05	\$577.03	288.52
01 1150 230 000 0000 001	Retirement - Non-Instructional	\$50.00	\$34.49	\$111.96	223.92
01 1150 230 000 0000 002	Retirement - Non-Instructional	\$100.00	\$4.61	\$36.30	36.30

Account Number	Account Description	Revised Budget	Expended During Month	Expenditures to Date	% of Budget
01 1150 230 019 0000 002	Ret-NonInstr-COVID19	\$50.00	\$0.00	\$0.00	0.00
01 1150 231 000 0000 001	Retirement - Teach/Prof LEP	\$4,336.00	\$362.27	\$2,894.47	66.75
01 1150 231 000 0000 002	Retirement - Teach/Prof LEP	\$9,829.00	\$587.21	\$4,393.92	44.70
01 1150 231 000 1190 002	Retirement - Teach/Prof LEP	\$0.00	\$0.00	\$0.00	0.00
01 1150 231 000 6915 001	Retirement -Title I, Part C Migrant	\$0.00	\$27.20	\$217.60	0.00
01 1150 231 000 6925 002	Retirement - Title III, Pt A	\$0.00	\$0.00	\$2.21	0.00
01 1150 232 000 0000 001	Retirement - Instructional Aides	\$1,259.00	\$89.01	\$842.22	66.90
01 1150 232 000 0000 002	Retirement - Instructional Aides	\$3,017.00	\$119.60	\$1,114.68	36.95
01 1150 232 000 6925 001	Ret -Title III, Part A	\$0.00	\$31.95	\$224.10	0.00
01 1150 232 019 0000 001	Ret-Instr Aides-COVID19	\$150.00	\$0.00	\$0.00	0.00
01 1150 232 019 0000 002	Ret-Instr Aides-COVID19	\$250.00	\$0.00	\$0.00	0.00
01 1150 233 000 0000 002	Retirement - Sub - LEP	\$0.00	\$0.00	\$0.00	0.00
01 1150 237 000 0000 001	Increased Retirement - LEP	\$1,922.00	\$166.83	\$1,321.51	68.76
01 1150 237 000 0000 002	Increased Retirement - LEP	\$4,442.00	\$244.31	\$1,904.11	42.87
01 1150 237 000 1190 002	Increased Retirement-LEP Early Child	\$0.00	\$0.00	\$0.00	0.00
01 1150 237 000 6915 001	Inc Retirement -Title I, Part C Migrant	\$0.00	\$9.34	\$74.72	0.00
01 1150 237 000 6925 001	Inc Ret -Title III, Part A	\$0.00	\$10.97	\$77.11	0.00
01 1150 237 000 6925 002	Increased Retirement - Title III, Pt A	\$0.00	\$0.00	\$0.76	0.00
01 1150 237 019 0000 001	Inc Ret-LEP-COVID19	\$0.00	\$0.00	\$0.00	0.00
01 1150 237 019 0000 002	Inc Ret-NonInstr-COVID19	\$100.00	\$0.00	\$0.00	0.00
01 1150 281 000 0000 001	ELL - HSA Deduction	\$2,356.00	\$211.13	\$1,689.04	71.69
01 1150 281 000 0000 002	HSA - LEP	\$1,000.00	\$0.00	\$0.00	0.00
01 1150 281 000 6915 001	Health Benefits -Title I, Part C Migrant	\$0.00	\$0.00	\$0.00	0.00
01 1150 292 000 0000 002	Other Benefits	\$50.00	\$0.00	\$0.00	0.00
01 1150 292 000 1190 002	Other Benefits	\$0.00	\$0.00	\$0.00	0.00
01 1150 350 000 0000 001	Technical Services - ELL	\$0.00	\$0.00	\$0.00	0.00
01 1150 350 000 0000 002	Technical Services - ELL	\$250.00	\$0.00	\$320.67	128.27
01 1150 540 000 0000 001	Advertising - ELL	\$0.00	\$0.00	\$0.00	0.00
01 1150 540 000 0000 002	Advertising - ELL	\$0.00	\$0.00	\$0.00	0.00
01 1150 580 000 0000 001	Travel Trans, Meals, Hotel ELL	\$0.00	\$0.00	\$0.00	0.00
01 1150 580 000 0000 002	Travel Trans, Meals, Hotel ELL	\$0.00	\$0.00	\$0.00	0.00
01 1150 610 000 0000 001	Supplies ELL	\$300.00	\$329.97	\$790.08	263.36
01 1150 610 000 0000 002	Supplies ELL	\$750.00	\$37.17	\$126.66	16.89
01 1150 640 000 0000 001	Books & Periodicals Limited English	\$0.00	\$0.00	\$0.00	0.00
01 1150 640 000 0000 002	Books & Periodicals Limited English	\$0.00	\$68.26	\$108.26	0.00
01 1150 643 000 0000 001	Web/Cloud Based Software ELL	\$0.00	\$0.00	\$28.75	0.00

Account Number	Account Description	Revised Budget	Expended During Month	Expenditures to Date	% of Budget
01 1150 643 000 0000 002	Web/Cloud Based Software ELL	\$500.00	\$0.00	\$376.05	75.21
01 1150 810 000 0000 001	Dues and Fees ELL	\$0.00	\$0.00	\$0.00	0.00
1150	Limited English Proficiency Programs	\$393,741.00	\$26,245.69	\$213,885.90	54.32
01 1160 110 000 1744 002	Reg Emp - Instr Aides - Poverty - DE	\$15,000.00	\$0.00	\$0.00	0.00
01 1160 110 019 1744 002	Reg Emp-NonInstr-CCLC-COVID19	\$0.00	\$0.00	\$0.00	0.00
01 1160 111 000 0000 001	Reg Emp - Teach/Prof - Poverty	\$37,024.00	\$3,085.34	\$24,682.72	66.67
01 1160 111 000 0000 002	Reg Emp - Teach/Prof - Poverty	\$543,149.00	\$46,122.78	\$368,982.24	67.93
01 1160 111 000 1138 001	Reg Emp - Teach/Prof - Poverty - Math	\$34,310.00	\$2,721.91	\$21,775.28	63.47
01 1160 112 000 0000 001	Reg Emp - Instr Aides - Poverty	\$0.00	\$0.00	\$0.00	0.00
01 1160 112 000 0000 002	Reg Emp - Instr Aides - Poverty	\$76,213.00	\$6,744.57	\$57,362.10	75.27
01 1160 112 000 1744 002	Reg Emp - Instr Aides - Poverty - DE	\$0.00	\$0.00	\$0.00	0.00
01 1160 112 019 0000 002	Reg Emp-Instr Aides-Poverty-COVID19	\$0.00	\$0.00	\$0.00	0.00
01 1160 120 000 0000 000	Temp Emp - Non-Instr - Poverty	\$6,500.00	\$650.00	\$5,200.00	80.00
01 1160 120 000 0000 001	Temp Emp - Non-Instr - Poverty	\$0.00	\$0.00	\$0.00	0.00
01 1160 120 000 0000 002	Temp Emp - Non-Instr - Poverty	\$0.00	\$0.00	\$0.00	0.00
01 1160 122 000 0000 001	Temp Emp - Instr Aide - Poverty	\$25.00	\$0.00	\$0.00	0.00
01 1160 122 000 0000 002	Temp Emp - Instr Aide - Poverty	\$2,600.00	\$648.50	\$4,801.36	184.67
01 1160 123 000 0000 001	Temp Emp - Teach/Prof-Sub-Poverty	\$110.00	\$0.00	\$0.00	0.00
01 1160 123 000 0000 002	Temp Emp - Teach/Prof-Sub-Poverty	\$17,000.00	\$1,072.50	\$9,885.00	58.15
01 1160 123 000 1138 001	Temp Emp - Teach/Prof-Sub Pov Math	\$2,500.00	\$41.25	\$237.19	9.49
01 1160 130 000 1744 002	Reg Emp - Instr Aides - Poverty - DE	\$0.00	\$0.00	\$0.00	0.00
01 1160 132 000 0000 001	Poverty Instructional Aides - OT	\$0.00	\$0.00	\$0.00	0.00
01 1160 132 000 0000 002	Poverty Instructional Aides - OT	\$2,100.00	\$153.87	\$3,039.35	144.73
01 1160 150 000 0000 002	Teach/Prof - Add'l Comp - Poverty	\$0.00	\$0.00	\$0.00	0.00
01 1160 150 000 1744 002	Reg Emp - Instr Aides - Poverty - DE	\$0.00	\$0.00	\$0.00	0.00
01 1160 151 000 0000 001	Teach/Prof - Add'l Comp - Poverty	\$2,001.00	\$0.00	\$972.21	48.59
01 1160 151 000 0000 002	Teach/Prof - Add'l Comp - Poverty	\$4,549.00	\$25.00	\$872.00	19.17
01 1160 151 000 1138 001	Teach/Prof-Add'l Comp-Poverty-Math	\$0.00	\$0.00	\$12.50	0.00
01 1160 152 000 0000 001	Add'l Comp Instr Aides Poverty	\$0.00	\$0.00	\$0.00	0.00
01 1160 152 000 0000 002	Add'l Comp Instr Aides Poverty	\$0.00	\$50.60	\$206.60	0.00
01 1160 211 000 0000 001	Group Ins-Teach/Prof-Poverty	\$9,454.00	\$787.88	\$6,303.03	66.67
01 1160 211 000 0000 002	Group Ins-Teach/Prof-Poverty	\$180,159.00	\$15,019.20	\$120,153.62	66.69
01 1160 211 000 1138 001	Group Ins - Teach/Prof Poverty Math	\$15,866.00	\$759.57	\$6,076.56	38.30
01 1160 212 000 0000 002	Group Insurance - Instructional Aides	\$21,856.00	\$2,140.48	\$17,354.28	79.40
01 1160 212 019 0000 002	Group Ins-Instr Aides-COVID19	\$0.00	\$0.00	\$0.00	0.00
01 1160 220 000 0000 000	Social Security - Non-Instructional	\$500.00	\$49.73	\$397.84	79.57

Account Number	Account Description	Revised Budget	Expended During Month	Expenditures to Date	% of Budget
01 1160 220 000 0000 001	Social Security - Non-Instructional	\$0.00	\$0.00	\$0.00	0.00
01 1160 220 000 0000 002	Social Security - Non-Instructional	\$0.00	\$0.00	\$0.00	0.00
01 1160 220 000 1744 002	Reg Emp - Instr Aides - Poverty - DE	\$100.00	\$0.00	\$0.00	0.00
01 1160 220 019 1744 002	Soc Sec-NonInstr-CCLC-COVID19	\$200.00	\$0.00	\$0.00	0.00
01 1160 221 000 0000 001	Social Security - Poverty	\$2,906.00	\$229.40	\$1,909.57	65.71
01 1160 221 000 0000 002	Social Security - Poverty	\$40,618.00	\$3,433.93	\$27,525.19	67.77
01 1160 221 000 1138 001	Social Security - Poverty - Math	\$2,571.00	\$218.72	\$1,566.68	60.94
01 1160 221 000 1744 002	Social Security 21st CCLC Dev Eagles	\$0.00	\$0.00	\$0.00	0.00
01 1160 222 000 0000 001	Social Security - Instructional Aides	\$0.00	\$0.00	\$0.00	0.00
01 1160 222 000 0000 002	Social Security - Instructional Aides	\$4,891.00	\$423.94	\$3,484.26	71.24
01 1160 222 000 1744 002	Social Security - Instructional Aides	\$0.00	\$0.00	\$0.00	0.00
01 1160 222 019 0000 002	Soc Sec-Instr Aides-COVID19	\$0.00	\$0.00	\$0.00	0.00
01 1160 223 000 0000 001	Social Security - Poverty - Sub	\$10.00	\$0.00	\$0.00	0.00
01 1160 223 000 0000 002	Social Security - Poverty - Sub	\$1,300.00	\$82.09	\$756.31	58.18
01 1160 223 000 1138 001	Social Security - Subs - Poverty - Math	\$250.00	\$3.16	\$18.14	7.26
01 1160 230 000 0000 002	Teach/Prof - Add'l Comp - Poverty	\$0.00	\$0.00	\$0.00	0.00
01 1160 230 000 1744 002	Reg Emp - Instr Aides - Poverty - DE	\$5.00	\$0.00	\$0.00	0.00
01 1160 230 019 1744 002	Ret-NonInstr Aides-CCLC-COVID19	\$200.00	\$0.00	\$0.00	0.00
01 1160 231 000 0000 001	Retirement - Teach/Prof Poverty	\$2,869.00	\$226.86	\$1,886.36	65.75
01 1160 231 000 0000 002	Retirement - Teach/Prof Poverty	\$40,271.00	\$3,393.14	\$27,194.55	67.53
01 1160 231 000 1138 001	Retirement - Teach/Prof Poverty Math	\$2,523.00	\$200.13	\$1,601.96	63.49
01 1160 231 000 1744 002	Retirement - Poverty Dev Eagles	\$0.00	\$0.00	\$0.00	0.00
01 1160 232 000 0000 001	Retirement - Instructional Aides	\$0.00	\$0.00	\$0.00	0.00
01 1160 232 000 0000 002	Retirement - Instructional Aides	\$5,604.00	\$510.93	\$4,449.12	79.39
01 1160 232 019 0000 002	Ret-Instr Aides-COVID19	\$0.00	\$0.00	\$0.00	0.00
01 1160 233 000 0000 002	Retirement - Sub - Poverty	\$0.00	\$0.00	\$0.00	0.00
01 1160 233 000 1105 002	Retirement - Sub - Poverty	\$0.00	\$0.00	\$0.00	0.00
01 1160 237 000 0000 001	Increased Retirement - Poverty	\$985.00	\$77.91	\$647.83	65.77
01 1160 237 000 0000 002	Increased Retirement - Poverty	\$15,754.00	\$1,340.71	\$10,866.97	68.98
01 1160 237 000 1138 001	Inc Retirement Poverty Math	\$866.00	\$68.73	\$550.15	63.53
01 1160 237 000 1744 002	Inc Retirement Poverty Dev Eagles	\$0.00	\$0.00	\$0.00	0.00
01 1160 237 019 0000 002	Inc Ret-Poverty-COVID19	\$0.00	\$0.00	\$0.00	0.00
01 1160 237 019 1744 002	Inc Ret-CCLC-COVID19	\$0.00	\$0.00	\$0.00	0.00
01 1160 281 000 0000 001	Poverty - HSA Deduction	\$1,348.00	\$112.30	\$898.40	66.65
01 1160 281 000 0000 002	Poverty - HSA Deduction	\$2,695.00	\$224.60	\$1,796.80	66.67
01 1160 281 000 1138 001	HSA Poverty Math	\$337.00	\$28.08	\$224.64	66.66

Account Number	Account Description	Revised Budget	Expended During Month	Expenditures to Date	% of Budget
01 1160 282 000 0000 002	Health Benefits (HSA) - Inst Aides	\$235.00	\$6.71	\$53.65	22.83
01 1160 282 019 0000 002	HSA-Reg Instr-COVID19	\$0.00	\$0.00	\$0.00	0.00
01 1160 291 000 0000 002	Other Benefits - Teachers/Prof Staff	\$50.00	\$0.00	\$30.00	60.00
01 1160 292 000 0000 002	Other Benefits - Instr Staff	\$150.00	\$0.00	\$31.20	20.80
01 1160 350 000 0000 001	Technical Services - Poverty	\$0.00	\$0.00	\$0.00	0.00
01 1160 350 000 0000 002	Technical Services - Poverty	\$0.00	\$0.00	\$0.00	0.00
01 1160 382 000 0000 001	Dist Ed & Telecommunications Poverty	\$0.00	\$0.00	\$0.00	0.00
01 1160 382 000 0000 002	Dist Ed & Telecommunications Poverty	\$0.00	\$0.00	\$0.00	0.00
01 1160 382 000 1744 002	Dist Ed & Telecommunications Poverty	\$0.00	\$0.00	\$0.00	0.00
01 1160 580 000 0000 001	Travel Trans, Meals, Hotel Poverty	\$0.00	\$0.00	\$0.00	0.00
01 1160 580 000 0000 002	Travel Trans, Meals, Hotel Poverty	\$0.00	\$0.00	\$0.00	0.00
01 1160 610 000 0000 001	Supplies Poverty Programs	\$0.00	\$0.00	\$0.00	0.00
01 1160 610 000 0000 002	Supplies Poverty Programs	\$0.00	\$0.00	\$0.00	0.00
01 1160 610 000 1190 002	Supplies Poverty Programs Preschool	\$0.00	\$0.00	\$0.00	0.00
01 1160 610 000 1744 002	Supplies Poverty Prog Dev Eagles	\$0.00	\$0.00	\$0.00	0.00
01 1160 643 000 0000 001	Web/Cloud Based Software Poverty	\$0.00	\$0.00	\$0.00	0.00
01 1160 643 000 0000 002	Web/Cloud Based Software Poverty	\$1,000.00	\$0.00	\$830.00	83.00
01 1160 650 000 0000 002	Supplies Technology Related Poverty	\$0.00	\$0.00	\$0.00	0.00
1160	Poverty Programs	\$1,098,654.00	\$90,654.52	\$734,635.66	66.87
01 1190 111 000 1190 002	Reg Emp - Teach/Prof - Early Child	\$46,814.00	\$3,901.17	\$31,209.36	66.67
01 1190 112 000 1190 002	Reg Emp-Instr Aides-Early Childhood	\$19,870.00	\$2,105.54	\$17,448.13	87.81
01 1190 112 019 1190 002	Reg Emp-Instr Aides-EC-COVID19	\$0.00	\$0.00	\$0.00	0.00
01 1190 122 000 1190 002	Temp Emp-Instr Aides-Early Childhood	\$1,000.00	\$0.00	\$0.00	0.00
01 1190 123 000 1190 002	Temp Emp - Teach/Prof - Sub - EC	\$100.00	\$110.00	\$1,347.50	1,347.50
01 1190 132 000 1190 002	Instr Aides OT - Early Childhood	\$800.00	\$71.02	\$1,223.48	152.94
01 1190 152 000 1190 002	Add'l Comp - Instructional Aides	\$0.00	\$0.00	\$0.00	0.00
01 1190 211 000 1190 002	Group Ins Teach/Prof Early Child	\$645.00	\$53.75	\$430.00	66.67
01 1190 212 000 1190 002	Group Insurance - Instructional Aides	\$6,469.00	\$606.74	\$4,853.92	75.03
01 1190 212 019 1190 002	Group Ins-Instr Aides-COVID19	\$0.00	\$0.00	\$0.00	0.00
01 1190 221 000 1190 002	Social Security - Early Childhood	\$3,415.00	\$315.01	\$2,332.17	68.29
01 1190 222 000 1190 002	Social Security - Instructional Aides	\$1,520.00	\$150.37	\$1,299.28	85.48
01 1190 222 019 1190 002	Soc Sec-Instr Aides-COVID19	\$0.00	\$0.00	\$0.00	0.00
01 1190 223 000 1190 002	Social Security - Preschool Subs	\$5.00	\$8.41	\$103.09	2,061.80
01 1190 231 000 1190 002	Retirement - Teach/Prof Early Child	\$3,442.00	\$286.84	\$2,294.76	66.67
01 1190 232 000 1190 002	Retirement - Instructional Aides	\$1,461.00	\$160.04	\$1,372.89	93.97
01 1190 232 019 1190 002	Ret-Instr Aides-COVID19	\$0.00	\$0.00	\$0.00	0.00

EXPENDITURE REPORT

April, 2021

Account Number	Account Description	Revised Budget	Expended During Month	Expenditures to Date	% of Budget
01 1190 237 000 1190 002	Incr Retirement - Early Childhood	\$1,684.00	\$153.46	\$1,259.47	74.79
01 1190 237 019 1190 002	Inc Ret-EC-COVID19	\$0.00	\$0.00	\$0.00	0.00
01 1190 281 000 1190 002	Early Childhood - HSA Deduction	\$0.00	\$0.00	\$0.00	0.00
01 1190 282 000 1190 002	Health Benefits (HSA) - Inst Aides	\$0.00	\$83.84	\$670.72	0.00
01 1190 330 000 1190 002	Employee Trng & Develpt Services EC	\$0.00	\$0.00	\$0.00	0.00
01 1190 350 000 0000 002	Technical Services Early Childhood	\$0.00	\$0.00	\$0.00	0.00
01 1190 580 000 1190 002	Travel Trans, Meals, Hotel Early Child	\$0.00	\$0.00	\$0.00	0.00
01 1190 610 000 1190 002	Supplies Early Childhood Programs	\$3,000.00	\$547.44	\$4,098.33	136.61
01 1190 643 000 1190 002	Web/Cloud Based Software EC	\$500.00	\$0.00	\$657.25	131.45
1190	Early Childhood Programs	\$90,725.00	\$8,553.63	\$70,600.35	77.82
01 1200 111 000 0000 000	Reg Emp - Teach/Prof - SPED	\$85,381.00	\$7,115.05	\$56,920.40	66.67
01 1200 111 000 0000 001	Reg Emp - Teach/Prof - SPED	\$251,106.00	\$14,690.49	\$119,461.89	47.57
01 1200 111 000 0000 002	Reg Emp - Teach/Prof - SPED	\$295,434.00	\$20,970.30	\$167,847.87	56.81
01 1200 111 000 1195 001	Reg Emp - Teach/Prof - Non Public - SPED	\$0.00	\$2,217.58	\$9,991.98	0.00
01 1200 111 000 1195 002	Reg Emp - Teach/Prof - Non Public - SPED	\$0.00	\$2,217.59	\$9,991.43	0.00
01 1200 111 000 1235 000	Reg Emp - Teach/Prof - SPED - CTL	\$0.00	\$0.00	\$0.00	0.00
01 1200 111 000 1235 001	Reg Emp - Teach/Prof - SPED - CTL	\$43,859.00	\$4,568.67	\$36,549.36	83.33
01 1200 111 000 1235 002	Reg Emp - Teach/Prof - SPED - CTL	\$10,965.00	\$0.00	\$0.00	0.00
01 1200 112 000 0000 000	Reg Emp - Instr Aides - SPED	\$0.00	\$0.00	\$0.00	0.00
01 1200 112 000 0000 001	Reg Emp - Instr Aides - SPED	\$14,074.00	\$1,884.80	\$14,689.04	104.37
01 1200 112 000 0000 002	Reg Emp - Instr Aides - SPED	\$158,108.00	\$15,969.01	\$130,298.53	82.41
01 1200 112 000 1235 001	Reg Emp - Instr Aides - SPED - CTL	\$72,339.00	\$8,792.88	\$73,663.81	101.83
01 1200 112 000 1235 002	Reg Emp - Instr Aides - SPED - CTL	\$0.00	\$0.00	\$0.00	0.00
01 1200 112 019 0000 001	Reg Emp-Instr Aides-SPED-COVID19	\$0.00	\$0.00	\$0.00	0.00
01 1200 112 019 0000 002	Reg Emp-Instr Aides-SPED-COVID19	\$0.00	\$0.00	\$0.00	0.00
01 1200 112 019 1235 001	Reg Emp-Instr Aides-SPED-CTL-COVID19	\$0.00	\$0.00	\$0.00	0.00
01 1200 122 000 0000 001	Temp Emp - Instr Aide - SPED	\$2,500.00	\$7.96	\$581.90	23.28
01 1200 122 000 0000 002	Temp Emp - Instr Aide - SPED	\$5,500.00	\$2,150.24	\$8,452.68	153.69
01 1200 122 000 1235 001	Temp Emp - Instr Aide - SPED - CTL	\$4,000.00	\$1,115.25	\$3,146.10	78.65
01 1200 122 000 1235 002	Temp Emp - Instr Aide - SPED - CTL	\$0.00	\$0.00	\$0.00	0.00
01 1200 123 000 0000 001	Temp Emp - Teach/Prof - Sub - SPED	\$1,750.00	\$760.65	\$1,447.05	82.69
01 1200 123 000 0000 002	Temp Emp - Teach/Prof - Sub - SPED	\$4,000.00	\$330.00	\$2,502.50	62.56
01 1200 123 000 1195 001	Temp Emp - Teach/Prof - Sub - SPED	\$0.00	\$55.00	\$577.50	0.00
01 1200 123 000 1195 002	Temp Emp - Teach/Prof - Sub - SPED	\$0.00	\$55.00	\$577.50	0.00
01 1200 123 000 1235 000	Temp Emp-Teach/Prof-Sub-SPED CTL	\$0.00	\$0.00	\$0.00	0.00
01 1200 123 000 1235 001	Temp Emp-Teach/Prof-Sub-SPED CTL	\$1,000.00	\$330.00	\$1,540.00	154.00

EXPENDITURE REPORT

April, 2021

Account Number	Account Description	Revised Budget	Expended During Month	Expenditures to Date	% of Budget
01 1200 123 000 1235 002	Temp Emp-Teach/Prof-Sub-SPED CTL	\$800.00	\$0.00	\$0.00	0.00
01 1200 132 000 0000 000	SPED Instructional Aides - OT	\$0.00	\$0.00	\$0.00	0.00
01 1200 132 000 0000 001	SPED Instructional Aides - OT	\$0.00	\$0.00	\$43.91	0.00
01 1200 132 000 0000 002	SPED Instructional Aides - OT	\$1,000.00	\$157.15	\$1,138.00	113.80
01 1200 132 000 1235 001	SPED Instructional Aides - OT	\$800.00	\$0.00	\$717.99	89.75
01 1200 150 000 0000 001	Translator Salaries	\$300.00	\$0.00	\$0.00	0.00
01 1200 150 000 0000 002	Translator Salaries	\$400.00	\$520.59	\$1,117.83	279.46
01 1200 150 019 0000 002	Translator Salaries	\$0.00	\$0.00	\$0.00	0.00
01 1200 151 000 0000 001	SPED Instructional - Add'l Salary	\$125.00	\$37.50	\$100.00	80.00
01 1200 151 000 0000 002	SPED Instructional - Add'l Salary	\$25.00	\$44.00	\$155.50	622.00
01 1200 152 000 0000 001	Reg Emp - Non-Instr - Principal Office	\$0.00	\$0.00	\$0.00	0.00
01 1200 152 000 0000 002	Reg Emp - Instr Aides - SPED	\$0.00	\$0.00	\$55.00	0.00
01 1200 152 000 1235 001	Reg Emp - Instr Aides - SPED	\$0.00	\$0.00	\$0.00	0.00
01 1200 211 000 0000 000	Group Ins - Teach/Prof SPED	\$21,604.00	\$1,800.35	\$14,402.80	66.67
01 1200 211 000 0000 001	Group Ins Teach/Prof SPED	\$61,353.00	\$3,087.81	\$25,317.03	41.26
01 1200 211 000 0000 002	Group Ins Teach/Prof SPED	\$80,970.00	\$6,428.10	\$51,424.80	63.51
01 1200 211 000 1195 001	Retirement - SPED	\$0.00	\$328.76	\$1,481.33	0.00
01 1200 211 000 1195 002	Retirement - SPED	\$0.00	\$328.77	\$1,481.28	0.00
01 1200 211 000 1235 001	Group Ins Teach/Prof SPED CTL	\$17,283.00	\$1,800.35	\$14,402.80	83.34
01 1200 211 000 1235 002	Group Ins Teach/Prof SPED CTL	\$4,321.00	\$0.00	\$0.00	0.00
01 1200 212 000 0000 001	Group Insurance - Instructional Aides	\$3,558.00	\$615.84	\$4,676.38	131.43
01 1200 212 000 0000 002	Group Insurance - Instructional Aides	\$48,213.00	\$4,523.45	\$36,753.53	76.23
01 1200 212 000 1235 001	Group Insurance - Instructional Aides	\$20,346.00	\$2,652.78	\$22,189.01	109.06
01 1200 212 019 0000 001	Group Ins-Instr Aides-COVID19	\$0.00	\$0.00	\$0.00	0.00
01 1200 212 019 0000 002	Group Ins-Instr Aides-COVID19	\$0.00	\$0.00	\$0.00	0.00
01 1200 212 019 1235 001	Group Ins-Instr Aides-COVID19	\$0.00	\$0.00	\$0.00	0.00
01 1200 220 000 0000 001	Social Security - Non Instructional	\$0.00	\$0.00	\$0.00	0.00
01 1200 220 000 0000 002	Social Security - Non Instructional	\$0.00	\$39.82	\$85.42	0.00
01 1200 220 019 0000 002	Social Security - Non Instructional	\$0.00	\$0.00	\$0.00	0.00
01 1200 221 000 0000 000	Social Security - SPED	\$5,895.00	\$666.12	\$3,762.66	63.83
01 1200 221 000 0000 001	Social Security - SPED	\$18,498.00	\$1,078.64	\$8,748.45	47.29
01 1200 221 000 0000 002	Social Security - SPED	\$21,542.00	\$1,535.94	\$12,279.13	57.00
01 1200 221 000 1195 001	Social Security - SPED	\$0.00	\$169.64	\$764.36	0.00
01 1200 221 000 1195 002	Social Security - SPED	\$0.00	\$169.65	\$764.37	0.00
01 1200 221 000 1235 001	Social Security - SPED CTL	\$3,178.00	\$335.67	\$2,685.36	84.50
01 1200 221 000 1235 002	Social Security - SPED CTL	\$794.00	\$0.00	\$0.00	0.00

Account Number	Account Description	Revised Budget	Expended During Month	Expenditures to Date	% of Budget
01 1200 222 000 0000 001	Social Security - Instructional Aides	\$1,077.00	\$165.57	\$1,078.74	100.16
01 1200 222 000 0000 002	Social Security - Instructional Aides	\$10,575.00	\$1,222.32	\$9,250.54	87.48
01 1200 222 000 1235 001	Social Security - Instructional Aides	\$5,360.00	\$729.99	\$5,370.61	100.20
01 1200 222 000 1235 002	Social Security - Instructional Aides	\$0.00	\$0.00	\$0.00	0.00
01 1200 222 019 0000 001	Soc Sec-Instr Aides-COVID19	\$0.00	\$0.00	\$0.00	0.00
01 1200 222 019 0000 002	Soc Sec-Instr Aides-COVID19	\$0.00	\$0.00	\$0.00	0.00
01 1200 222 019 1235 001	Soc Sec-Instr Aides-COVID19	\$0.00	\$0.00	\$0.00	0.00
01 1200 223 000 0000 001	Social Security - SPED - Subs	\$100.00	\$58.13	\$110.66	110.66
01 1200 223 000 0000 002	Social Security - SPED - Subs	\$300.00	\$25.26	\$191.49	63.83
01 1200 223 000 1195 001	Social Security - SPED - Subs	\$0.00	\$4.21	\$44.21	0.00
01 1200 223 000 1195 002	Social Security - SPED - Subs	\$0.00	\$4.21	\$44.18	0.00
01 1200 223 000 1235 001	Social Security - SPED - Subs	\$100.00	\$25.26	\$117.84	117.84
01 1200 223 000 1235 002	Social Security - SPED - Subs	\$50.00	\$0.00	\$0.00	0.00
01 1200 230 000 0000 001	Retirement - Non-Instructional	\$0.00	\$0.00	\$0.00	0.00
01 1200 230 000 0000 002	Retirement - Non-Instructional	\$25.00	\$38.26	\$82.21	328.84
01 1200 230 019 0000 002	Social Security - Non Instructional	\$0.00	\$0.00	\$0.00	0.00
01 1200 231 000 0000 000	Retirement - SPED	\$6,278.00	\$523.16	\$4,185.28	66.67
01 1200 231 000 0000 001	Retirement - Teach/Prof SPED	\$18,463.00	\$1,082.93	\$8,791.21	47.62
01 1200 231 000 0000 002	Retirement - Teach/Prof SPED	\$21,723.00	\$1,545.13	\$12,352.93	56.87
01 1200 231 000 1195 001	Retirement - SPED	\$0.00	\$163.05	\$734.67	0.00
01 1200 231 000 1195 002	Retirement - SPED	\$0.00	\$163.06	\$734.68	0.00
01 1200 231 000 1235 001	Retirement - SPED CTL	\$3,225.00	\$335.92	\$2,687.36	83.33
01 1200 231 000 1235 002	Retirement - SPED CTL	\$806.00	\$0.00	\$0.00	0.00
01 1200 232 000 0000 001	Retirement - Instructional Aides	\$1,035.00	\$134.89	\$1,079.56	104.31
01 1200 232 000 0000 002	Retirement - Instructional Aides	\$11,625.00	\$1,185.78	\$9,658.45	83.08
01 1200 232 000 1235 001	Retirement - Instructional Aides	\$5,319.00	\$627.14	\$5,319.73	100.01
01 1200 232 000 1235 002	Retirement - Instructional Aides	\$0.00	\$0.00	\$0.00	0.00
01 1200 232 019 0000 001	Ret-Instr Aides-COVID19	\$0.00	\$0.00	\$0.00	0.00
01 1200 232 019 0000 002	Ret-Instr Aides-COVID19	\$0.00	\$0.00	\$0.00	0.00
01 1200 232 019 1235 001	Ret-Instr Aides-COVID19	\$0.00	\$0.00	\$0.00	0.00
01 1200 233 000 0000 002	Retirement SPED Substitutes	\$0.00	\$0.00	\$0.00	0.00
01 1200 237 000 0000 000	Increased Retirement - SPED	\$2,156.00	\$179.65	\$1,437.20	66.66
01 1200 237 000 0000 001	Increased Retirement - SPED	\$6,696.00	\$418.21	\$3,389.72	50.62
01 1200 237 000 0000 002	Increased Retirement - SPED	\$11,452.00	\$950.91	\$7,586.86	66.25
01 1200 237 000 1195 001	Retirement - SPED	\$0.00	\$55.99	\$252.28	0.00
01 1200 237 000 1195 002	Retirement - SPED	\$0.00	\$56.00	\$252.31	0.00

Account Number	Account Description	Revised Budget	Expended During Month	Expenditures to Date	% of Budget
01 1200 237 000 1235 001	Increased Retirement - SPED CTL	\$2,934.00	\$330.73	\$2,749.77	93.72
01 1200 237 000 1235 002	Increased Retirement - SPED CTL	\$277.00	\$0.00	\$0.00	0.00
01 1200 237 019 0000 001	Inc Ret-SPED-COVID19	\$0.00	\$0.00	\$0.00	0.00
01 1200 237 019 0000 002	Inc Ret-SPED-COVID19	\$0.00	\$0.00	\$0.00	0.00
01 1200 237 019 1235 001	Inc Ret-SPED CTL-COVID19	\$0.00	\$0.00	\$0.00	0.00
01 1200 281 000 0000 001	SPED - HSA Deduction	\$2,587.00	\$186.42	\$1,578.96	61.03
01 1200 281 000 0000 002	SPED - HSA Deduction	\$2,695.00	\$224.60	\$1,796.80	66.67
01 1200 281 000 1235 001	SPED - HSA Deduction CTL	\$0.00	\$0.00	\$0.00	0.00
01 1200 281 000 1235 002	SPED - HSA Deduction CTL	\$0.00	\$0.00	\$0.00	0.00
01 1200 282 000 0000 001	Health Benefits (HSA) - Inst Aides	\$0.00	\$0.00	\$0.00	0.00
01 1200 282 000 0000 002	Health Benefits (HSA) - Inst Aides	\$1,317.00	\$77.13	\$617.07	46.85
01 1200 282 000 1235 001	Health Benefits (HSA) - Inst Aides	\$800.00	\$83.84	\$670.72	83.84
01 1200 282 019 0000 001	HSA-Reg Instr-COVID19	\$0.00	\$0.00	\$0.00	0.00
01 1200 282 019 0000 002	HSA-Reg Instr-COVID19	\$0.00	\$0.00	\$0.00	0.00
01 1200 282 019 1235 001	HSA-Reg Instr-COVID19	\$0.00	\$0.00	\$0.00	0.00
01 1200 291 000 0000 001	Other Benefits - Teachers/Prof Staff	\$50.00	\$0.00	\$0.00	0.00
01 1200 291 000 0000 002	Other Benefits - Teachers/Prof Staff	\$250.00	\$0.00	\$0.00	0.00
01 1200 292 000 0000 001	Other Benefits - Inst Aides	\$250.00	\$0.00	\$0.00	0.00
01 1200 292 000 0000 002	Other Benefits - Inst Aides	\$400.00	\$0.00	\$16.80	4.20
01 1200 292 000 1235 001	Other Benefits - Instr - SPED - CTL	\$300.00	\$0.00	\$132.00	44.00
01 1200 320 000 0000 002	Prof Educational Services SA SPED	\$9,000.00	\$0.00	\$0.00	0.00
01 1200 330 000 0000 000	Employee Training SPED	\$400.00	\$0.00	\$2,005.00	501.25
01 1200 330 000 0000 001	Employee Training SPED	\$0.00	\$0.00	\$179.00	0.00
01 1200 330 000 0000 002	Employee Training SPED	\$250.00	\$0.00	\$75.00	30.00
01 1200 333 000 0000 000	Mileage Paid to Staff SPED SA	\$2,500.00	\$0.00	\$0.00	0.00
01 1200 333 000 0000 002	Mileage Paid to Staff SPED	\$100.00	\$0.00	\$0.00	0.00
01 1200 340 000 0000 001	SPED Instructional Programs	\$0.00	\$0.00	\$0.00	0.00
01 1200 340 000 0000 002	SPED Instructional Programs	\$0.00	\$0.00	\$0.00	0.00
01 1200 340 000 1210 001	SPED Instructional Programs-Level I	\$0.00	\$0.00	\$0.00	0.00
01 1200 340 000 1210 002	SPED Instructional Programs-Level I	\$0.00	\$0.00	\$0.00	0.00
01 1200 350 000 0000 000	Repairs & Maint Services SPED	\$500.00	\$0.00	\$0.00	0.00
01 1200 350 000 0000 001	Technical Services - SPED	\$0.00	\$0.00	\$0.00	0.00
01 1200 350 000 0000 002	Technical Services - SPED	\$0.00	\$0.00	\$0.00	0.00
01 1200 350 000 1235 002	Technical Services - SPED CTL	\$0.00	\$0.00	\$0.00	0.00
01 1200 352 000 0000 001	Other Prof Services - SPED	\$500.00	\$0.00	\$0.00	0.00
01 1200 352 000 0000 002	Other Prof Services - SPED	\$0.00	\$0.00	\$0.00	0.00

Account Number	Account Description	Revised Budget	Expended During Month	Expenditures to Date	% of Budget
01 1200 531 000 0000 000	Postage - SPED	\$0.00	\$0.00	\$0.00	0.00
01 1200 531 000 0000 001	Postage - SPED	\$200.00	\$12.82	\$86.12	43.06
01 1200 531 000 0000 002	Postage - SPED	\$200.00	\$7.73	\$66.62	33.31
01 1200 531 019 0000 002	Postage - SPED COVID19	\$0.00	\$0.00	\$0.00	0.00
01 1200 580 000 0000 000	Travel Trans, Meals, Hotel SPED SA	\$900.00	\$0.00	\$0.00	0.00
01 1200 580 000 0000 001	Travel Trans, Meals, Hotel SPED SA	\$400.00	\$0.00	\$0.00	0.00
01 1200 580 000 0000 002	Travel Trans, Meals, Hotel SPED SA	\$100.00	\$0.00	\$0.00	0.00
01 1200 580 000 1235 000	Travel Trans, Meals, Hotel SPED CTL	\$0.00	\$0.00	\$0.00	0.00
01 1200 580 000 1235 001	Travel Trans, Meals, Hotel SPED CTL	\$0.00	\$0.00	\$0.00	0.00
01 1200 580 000 1235 002	Travel Trans, Meals, Hotel SPED CTL	\$0.00	\$0.00	\$0.00	0.00
01 1200 591 000 0000 000	Services Purchased from ESU	\$0.00	\$500.00	\$3,500.00	0.00
01 1200 591 000 0000 001	Services Purchased from ESU	\$8,500.00	\$621.07	\$2,927.79	34.44
01 1200 591 000 0000 002	Services Purchased from ESU	\$3,500.00	\$0.00	\$0.00	0.00
01 1200 591 019 0000 001	Services Purchased from ESU - COVID	\$0.00	\$0.00	\$0.00	0.00
01 1200 610 000 0000 000	General Supplies SPED	\$0.00	\$0.00	\$95.15	0.00
01 1200 610 000 0000 001	Supplies SPED SA	\$2,500.00	\$0.00	\$1,161.14	46.45
01 1200 610 000 0000 002	Supplies SPED SA	\$4,500.00	\$1,286.95	\$1,732.78	43.07
01 1200 610 000 1195 002	Supplies SPED SA	\$0.00	\$866.00	\$866.00	0.00
01 1200 610 000 1235 000	Supplies SPED CTL	\$6,000.00	\$0.00	\$91.97	1.53
01 1200 610 000 1235 001	Supplies SPED CTL	\$2,000.00	\$331.80	\$2,407.40	120.37
01 1200 610 000 1235 002	Supplies SPED CTL	\$0.00	\$0.00	\$0.00	0.00
01 1200 610 019 0000 002	General Supplies SPED COVID	\$0.00	\$0.00	\$50.76	0.00
01 1200 640 000 0000 001	Books & Periodicals SPED SA	\$100.00	\$0.00	\$131.87	131.87
01 1200 640 000 0000 002	Books & Periodicals SPED SA	\$200.00	\$267.59	\$334.07	167.04
01 1200 640 000 1195 002	Books & Periodicals SPED SM	\$50.00	\$0.00	\$0.00	0.00
01 1200 641 000 0000 001	E-Books SPED SA	\$0.00	\$0.00	\$0.00	0.00
01 1200 643 000 0000 000	Web/Cloud Based Software SPED SA	\$0.00	\$0.00	\$0.00	0.00
01 1200 643 000 0000 001	Web/Cloud Based Software SPED SA	\$0.00	\$0.00	\$55.98	0.00
01 1200 643 000 0000 002	Web/Cloud Based Software SPED SA	\$1,000.00	\$0.00	\$1,640.75	164.08
01 1200 650 000 0000 000	Supplies - Technology Related SPED	\$0.00	\$0.00	\$0.00	0.00
01 1200 650 000 0000 001	Supplies Technology Related SPED	\$0.00	\$0.00	\$99.90	0.00
01 1200 650 000 0000 002	Supplies Technology Related SPED	\$2,000.00	\$0.00	\$99.90	5.00
01 1200 650 000 1235 001	Supplies Tech Related SPED CTL	\$0.00	\$0.00	\$0.00	0.00
01 1200 650 000 1235 002	Supplies Tech Related SPED CTL	\$0.00	\$0.00	\$0.00	0.00
01 1200 810 000 0000 000	Dues and Fees SPED SA	\$0.00	\$0.00	\$0.00	0.00
01 1200 810 000 0000 001	Dues & Fees SPED SA	\$0.00	\$0.00	\$0.00	0.00

Account Number	Account Description	Revised Budget	Expended During Month	Expenditures to Date	% of Budget
01 1200 810 000 0000 002	Dues & Fees SPED SA	\$250.00	\$0.00	\$225.00	90.00
01 1200 890 000 0000 000	Misc Exp SPED SA	\$0.00	\$0.00	\$0.00	0.00
01 1200 890 000 0000 001	Misc Exp SPED SA	\$0.00	\$0.00	\$0.00	0.00
01 1200 890 000 0000 002	Misc Exp SPED SA	\$0.00	\$0.00	\$0.00	0.00
1200	SPED Instructional Programs School Age	\$1,424,896.00	\$124,043.11	\$942,933.52	66.19
01 1291 111 005 0000 002	Reg Emp - Teach/Prof - SPED - 3-5	\$0.00	\$0.00	\$0.00	0.00
01 1291 112 005 0000 002	Reg Emp - Instr Aides - SPED - 3-5	\$0.00	\$0.00	\$0.00	0.00
01 1291 211 005 0000 002	Group Ins SPED 3-5	\$0.00	\$0.00	\$0.00	0.00
01 1291 221 005 0000 002	Social Security - SPED 3-5	\$0.00	\$0.00	\$0.00	0.00
01 1291 231 000 0000 002	Retirement - SPED 3-5	\$0.00	\$0.00	\$0.00	0.00
01 1291 231 005 0000 002	Retirement - SPED 3-5	\$0.00	\$0.00	\$0.00	0.00
01 1291 237 005 0000 002	Increased Retirement SPED 3-5	\$0.00	\$0.00	\$0.00	0.00
01 1291 352 005 0000 002	Other Prof Services SPED (3-5)	\$0.00	\$0.00	\$0.00	0.00
01 1291 580 005 0000 002	Travel Trans, Meals, Hotel SPED 3-5	\$0.00	\$0.00	\$0.00	0.00
01 1291 610 002 0000 002	General Supplies EC B-2	\$0.00	\$0.00	\$0.00	0.00
01 1291 610 005 0000 002	General Supplies EC 3-5	\$0.00	\$0.00	\$0.00	0.00
01 1291 890 005 0000 002	Misc Exp SPED 3-5	\$0.00	\$0.00	\$0.00	0.00
1291	SPED Instructional Programs 3-5	\$0.00	\$0.00	\$0.00	0.00
01 1292 111 002 0000 002	Reg Emp - Teach/Prof - SPED - B-2	\$0.00	\$0.00	\$0.00	0.00
01 1292 150 002 0000 002	Reg Emp - Teach/Prof - SPED - B-2	\$900.00	\$127.90	\$409.72	45.52
01 1292 211 002 0000 002	Group Ins SPED B-2	\$0.00	\$0.00	\$0.00	0.00
01 1292 220 002 0000 002	Social Security-Non-Inst SPED B-2	\$100.00	\$9.77	\$31.33	31.33
01 1292 221 002 0000 002	Social Security - SPED B-2	\$0.00	\$0.00	\$0.00	0.00
01 1292 230 002 0000 002	Retirement-Non-Instr SPED B-2	\$100.00	\$9.40	\$30.11	30.11
01 1292 231 002 0000 002	Retirement - SPED B-2	\$0.00	\$0.00	\$0.00	0.00
01 1292 237 002 0000 002	Increased Retirement - SPED B-2	\$50.00	\$3.22	\$10.34	20.68
01 1292 580 002 0000 002	Travel Trans, Meals, Hotel SPED B-2	\$0.00	\$0.00	\$0.00	0.00
1292	SPED Instructional Programs 0-2	\$1,150.00	\$150.29	\$481.50	41.87
01 1300 150 000 0000 001	Add'l Comp Non-Instr Summer Sch	\$0.00	\$0.00	\$0.00	0.00
01 1300 150 000 0000 002	Add'l Comp Non-Instr Summer Sch	\$0.00	\$0.00	\$0.00	0.00
01 1300 151 000 0000 001	Teach/Prof Add'l Comp - Summer Sch	\$1,000.00	\$0.00	\$0.00	0.00
01 1300 151 000 0000 002	Teach/Prof Add'l Comp - Summer Sch	\$3,000.00	\$0.00	\$0.00	0.00
01 1300 152 000 0000 001	Add'l Comp Instr Aides Summer Sch	\$1,000.00	\$0.00	\$0.00	0.00
01 1300 152 000 0000 002	Add's Comp Instr Aides Summer Sch	\$2,000.00	\$0.00	\$0.00	0.00
01 1300 210 000 0000 001	Group Ins Non-Instr Summer Sch	\$0.00	\$0.00	\$0.00	0.00
01 1300 210 000 0000 002	Group Ins Non-Instr Summer Sch	\$0.00	\$0.00	\$0.00	0.00

Account Number	Account Description	Revised Budget	Expended During Month	Expenditures to Date	% of Budget
01 1300 212 000 0000 001	Group Ins Instr Aides Summer Sch	\$0.00	\$0.00	\$0.00	0.00
01 1300 212 000 0000 002	Group Ins Instr Aides Summer Sch	\$0.00	\$0.00	\$0.00	0.00
01 1300 220 000 0000 001	Social Security Non-Instr Summer Sch	\$0.00	\$0.00	\$0.00	0.00
01 1300 220 000 0000 002	Social Security Non-Instr Summer Sch	\$0.00	\$0.00	\$0.00	0.00
01 1300 221 000 0000 001	Social Security - Summer School	\$100.00	\$0.00	\$0.00	0.00
01 1300 221 000 0000 002	Social Security - Summer School	\$200.00	\$0.00	\$0.00	0.00
01 1300 222 000 0000 001	Social Security - Summer School	\$100.00	\$0.00	\$0.00	0.00
01 1300 222 000 0000 002	Social Security - Summer School	\$200.00	\$0.00	\$0.00	0.00
01 1300 230 000 0000 001	Retirement Non-Instr Summer Sch	\$0.00	\$0.00	\$0.00	0.00
01 1300 230 000 0000 002	Retirement Non-Instr Summer Sch	\$0.00	\$0.00	\$0.00	0.00
01 1300 231 000 0000 001	Retirement-Teach/Prof Summer Sch	\$100.00	\$0.00	\$0.00	0.00
01 1300 231 000 0000 002	Retirement - Summer School	\$400.00	\$0.00	\$0.00	0.00
01 1300 232 000 0000 001	Retirement - Summer School	\$100.00	\$0.00	\$0.00	0.00
01 1300 232 000 0000 002	Increased Retirement - Summer Sch	\$200.00	\$0.00	\$0.00	0.00
01 1300 237 000 0000 001	Increased Retirement - Summer Sch	\$100.00	\$0.00	\$0.00	0.00
01 1300 237 000 0000 002	Increased Retirement - Summer Sch	\$200.00	\$0.00	\$0.00	0.00
01 1300 320 000 0000 002	Prof Ed Services Summer School	\$0.00	\$0.00	\$0.00	0.00
1300	Summer School	\$8,700.00	\$0.00	\$0.00	0.00
01 2110 352 000 0000 001	Other Professional Services	\$1,500.00	\$0.00	\$0.00	0.00
01 2110 352 000 0000 002	Other Professional Services	\$1,500.00	\$0.00	\$0.00	0.00
01 2110 643 000 0000 000	Web/Cloud Based Software	\$14,000.00	\$0.00	\$12,399.51	88.57
2110	Attendance and Social Work	\$17,000.00	\$0.00	\$12,399.51	72.94
01 2120 110 000 0000 001	Reg Emp - Non-Instr - Guidance	\$12,488.00	\$1,184.10	\$9,662.65	77.38
01 2120 110 019 0000 001	Reg Emp-NonInstr-Guid-COVID19	\$0.00	\$0.00	\$0.00	0.00
01 2120 111 000 0000 001	Reg Emp - Teach/Prof - Guidance	\$71,645.00	\$5,970.42	\$47,763.36	66.67
01 2120 111 000 0000 002	Reg Emp - Teach/Prof - Guidance	\$36,223.00	\$3,018.59	\$24,148.72	66.67
01 2120 123 000 0000 001	Temp Emp-Teach/Prof-Sub-Guidance	\$0.00	\$0.00	\$0.00	0.00
01 2120 123 000 0000 002	Temp Emp-Teach/Prof Sub-Guidance	\$300.00	\$0.00	\$0.00	0.00
01 2120 130 000 0000 001	Non-Instructional Salaries - Guidance	\$750.00	\$4.91	\$177.65	23.69
01 2120 150 000 0000 001	Add'l Comp-Guidance Non Instructional	\$0.00	\$0.00	\$0.00	0.00
01 2120 150 000 0000 002	Add'l Comp-Guidance Non Instructional	\$100.00	\$19.80	\$157.52	157.52
01 2120 151 000 0000 001	Teach/Prof Add'l Comp-Guidance	\$3,873.00	\$0.00	\$787.30	20.33
01 2120 151 000 0000 002	Teach/Prof Add'l Comp-Guidance	\$979.00	\$55.00	\$476.65	48.69
01 2120 210 000 0000 001	Group Insurance - Non Instructional	\$3,411.00	\$303.36	\$2,426.96	71.15
01 2120 210 019 0000 001	Group Ins-NonInstr-COVID19	\$0.00	\$0.00	\$0.00	0.00
01 2120 211 000 0000 001	Group Insurance - Guidance	\$9,777.00	\$814.75	\$6,518.00	66.67

Account Number	Account Description	Revised Budget	Expended During Month	Expenditures to Date	% of Budget
01 2120 211 000 0000 002	Group Insurance - Guidance	\$10,802.00	\$900.18	\$7,201.43	66.67
01 2120 220 000 0000 001	Social Security - Non-Instructional	\$700.00	\$62.42	\$526.91	75.27
01 2120 220 000 0000 002	Social Security - Non Instructional	\$0.00	\$1.50	\$12.03	0.00
01 2120 220 019 0000 001	Soc Sec-NonInstr-COVID19	\$0.00	\$0.00	\$0.00	0.00
01 2120 221 000 0000 001	Social Security - Guidance	\$5,638.00	\$445.16	\$3,623.77	64.27
01 2120 221 000 0000 002	Social Security - Guidance	\$2,786.00	\$230.09	\$1,842.90	66.15
01 2120 223 000 0000 001	Reg Emp - Temp Emp - Guidance	\$0.00	\$0.00	\$0.00	0.00
01 2120 223 000 0000 002	Reg Emp - Temp Emp - Guidance	\$0.00	\$0.00	\$0.00	0.00
01 2120 230 000 0000 001	Retirement - Non-Instructional	\$918.00	\$87.42	\$723.53	78.82
01 2120 230 000 0000 002	Retirement - Non Instructional	\$0.00	\$1.46	\$11.60	0.00
01 2120 230 019 0000 001	Ret-NonInstr-COVID19	\$0.00	\$0.00	\$0.00	0.00
01 2120 231 000 0000 001	Retirement - Teach/Prof Guidance	\$5,553.00	\$439.00	\$3,569.88	64.29
01 2120 231 000 0000 002	Retirement - Teach/Prof Guidance	\$2,735.00	\$226.00	\$1,810.68	66.20
01 2120 233 000 0000 001	Reg Emp - Temp Emp - Guidance	\$0.00	\$0.00	\$0.00	0.00
01 2120 237 000 0000 001	Increased Retirement - Guidance	\$2,222.00	\$180.77	\$1,474.36	66.35
01 2120 237 000 0000 002	Increased Retirement - Guidance	\$939.00	\$78.11	\$625.78	66.64
01 2120 237 019 0000 001	Inc Ret-Guid-COVID19	\$0.00	\$0.00	\$0.00	0.00
01 2120 280 000 0000 001	Health Benefits (HSA) Non-Instr	\$470.00	\$41.92	\$335.38	71.36
01 2120 280 019 0000 001	HSA-NonInstr-COVID19	\$0.00	\$0.00	\$0.00	0.00
01 2120 281 000 0000 001	HSA Deduction - Guidance	\$1,348.00	\$112.30	\$898.40	66.65
01 2120 290 000 0000 001	Other Benefits - Non Instrf - Guidance	\$0.00	\$0.00	\$30.00	0.00
01 2120 291 000 0000 001	Other Benefits-Teach/Prof-Guidance	\$0.00	\$0.00	\$30.00	0.00
01 2120 320 000 0000 002	Professional Ed Services Guidance	\$0.00	\$0.00	\$77.00	0.00
01 2120 330 000 0000 002	Employee Training & Development Services	\$200.00	\$0.00	\$0.00	0.00
01 2120 333 000 0000 002	Mileage Paid to Staff Guidance	\$50.00	\$0.00	\$0.00	0.00
01 2120 350 000 0000 001	Technical Services - Guidance	\$0.00	\$0.00	\$0.00	0.00
01 2120 352 000 0000 001	Other Prof Services - Guidance	\$1,500.00	\$0.00	\$0.00	0.00
01 2120 352 000 0000 002	Other Prof Services - Guidance	\$0.00	\$0.00	\$0.00	0.00
01 2120 580 000 0000 001	Travel Trans, Meals, Hotel Guidance	\$0.00	\$0.00	\$0.00	0.00
01 2120 580 000 0000 002	Travel Trans, Meals, Hotel Guidance	\$1,500.00	\$0.00	\$0.00	0.00
01 2120 610 000 0000 001	Supplies Guidance	\$400.00	\$0.00	\$412.47	103.12
01 2120 610 000 0000 002	Supplies Guidance	\$400.00	\$0.00	\$308.68	77.17
01 2120 610 000 1197 001	General Supplies - Ed Quest Gr	\$0.00	\$0.00	\$152.28	0.00
01 2120 643 000 0000 001	Web/Cloud Based Software Guidance	\$5,000.00	\$0.00	\$4,783.44	95.67
01 2120 643 000 0000 002	Web/Cloud Based Software Guidance	\$3,000.00	\$0.00	\$0.00	0.00
2120	Guidance Services	\$185,707.00	\$14,177.26	\$120,569.33	64.92

Account Number	Account Description	Revised Budget	Expended During Month	Expenditures to Date	% of Budget
01 2130 111 000 0000 002	Temp Emp-Teach/Prof-Sub-Health Ser	\$5,598.00	\$0.00	\$0.00	0.00
01 2130 123 000 0000 001	Temp Emp-Teach/Prof-Sub-Health Ser	\$0.00	\$110.00	\$302.50	0.00
01 2130 123 000 0000 002	Temp Emp-Teach/Prof-Sub-Health Ser	\$0.00	\$110.00	\$302.50	0.00
01 2130 221 000 0000 001	Social Security - Health Services	\$0.00	\$0.00	\$0.00	0.00
01 2130 221 000 0000 002	Social Security - Health Services	\$428.00	\$0.00	\$0.00	0.00
01 2130 223 000 0000 001	Social Security - Non Instructional	\$0.00	\$8.42	\$23.15	0.00
01 2130 223 000 0000 002	Social Security - Non Instructional	\$0.00	\$8.42	\$23.16	0.00
01 2130 340 000 0000 000	Other Professional Serv Health	\$0.00	\$0.00	\$0.00	0.00
01 2130 340 000 0000 001	Other Prof Services - Health	\$0.00	\$0.00	\$0.00	0.00
01 2130 340 000 0000 002	Other Prof Services - Health	\$0.00	\$0.00	\$0.00	0.00
01 2130 350 000 0000 001	Technical Services - Health Serv	\$0.00	\$0.00	\$0.00	0.00
01 2130 350 000 0000 002	Technical Services - Health Serv	\$0.00	\$0.00	\$0.00	0.00
01 2130 580 000 0000 001	Travel Trans, Meals, Hotel Health Serv	\$0.00	\$0.00	\$0.00	0.00
01 2130 591 000 0000 000	Services Purchased from ESU Health	\$65,000.00	\$0.00	\$66,780.00	102.74
01 2130 610 000 0000 000	Supplies Health Services	\$2,000.00	\$0.00	\$315.43	15.77
01 2130 610 000 0000 001	Supplies Health Services	\$1,000.00	\$0.00	\$41.61	4.16
01 2130 610 000 0000 002	Supplies Health Services	\$250.00	\$0.00	\$7.31	2.92
01 2130 610 019 0000 000	Supplies Health Services COVID19	\$0.00	\$0.00	\$0.00	0.00
01 2130 610 019 0000 002	Supplies Health Services COVID19	\$0.00	\$0.00	\$282.56	0.00
2130	Health Services	\$74,276.00	\$236.84	\$68,078.22	91.66
01 2140 111 000 0000 000	Reg Emp - Teach/Prof - Psych Serv	\$21,224.00	\$1,768.64	\$14,149.12	66.67
01 2140 111 000 0000 001	Reg Emp - Teach/Prof - Psych Serv	\$0.00	\$0.00	\$0.00	0.00
01 2140 111 000 0000 002	Reg Emp - Teach/Prof - Psych Serv	\$0.00	\$0.00	\$0.00	0.00
01 2140 211 000 0000 000	Group Insurance -Psych Serv	\$5,053.00	\$450.09	\$3,600.72	71.26
01 2140 211 000 0000 001	Group Ins - Psych Serv	\$0.00	\$0.00	\$0.00	0.00
01 2140 211 000 0000 002	Group Ins - Psych Serv	\$0.00	\$0.00	\$0.00	0.00
01 2140 221 000 0000 000	Social Security -Psychological Serv	\$1,596.00	\$133.22	\$1,066.91	66.85
01 2140 221 000 0000 001	Social Security -Psychological Serv	\$0.00	\$0.00	\$0.00	0.00
01 2140 221 000 0000 002	Social Security -Psychological Serv	\$0.00	\$0.00	\$0.00	0.00
01 2140 231 000 0000 000	Retirement -Psychological Services	\$1,561.00	\$130.05	\$1,040.40	66.65
01 2140 231 000 0000 001	Retirement -Psychological Services	\$0.00	\$0.00	\$0.00	0.00
01 2140 231 000 0000 002	Retirement -Psychological Services	\$0.00	\$0.00	\$0.00	0.00
01 2140 237 000 0000 000	Inc Retirement -Psychological Serv	\$536.00	\$44.66	\$357.28	66.66
01 2140 237 000 0000 001	Inc Retirement -Psychological Serv	\$0.00	\$0.00	\$0.00	0.00
01 2140 237 000 0000 002	Inc Retirement -Psychological Serv	\$0.00	\$0.00	\$0.00	0.00
01 2140 281 000 0000 000	HSA -Psychological Services	\$400.00	\$0.00	\$0.00	0.00

Account Number	Account Description	Revised Budget	Expended During Month	Expenditures to Date	% of Budget
01 2140 281 000 0000 001	HSA -Psychological Services	\$0.00	\$0.00	\$0.00	0.00
01 2140 281 000 0000 002	HSA -Psychological Services	\$0.00	\$0.00	\$0.00	0.00
01 2140 291 000 0000 000	Other Benefits	\$50.00	\$0.00	\$15.00	30.00
01 2140 330 000 0000 000	Emp Trng & Devel Psych Serv	\$0.00	\$20.00	\$230.00	0.00
01 2140 330 000 0000 001	Emp Trng & Devel Psych Serv	\$0.00	\$0.00	\$0.00	0.00
01 2140 580 000 0000 000	Travel Trans, Meals, Hotel Psych Serv	\$0.00	\$0.00	\$0.00	0.00
01 2140 580 000 0000 001	Travel Trans, Meals, Hotel Psych Serv	\$0.00	\$0.00	\$0.00	0.00
01 2140 580 000 0000 002	Travel Trans, Meals, Hotel Psych Serv	\$0.00	\$0.00	\$0.00	0.00
01 2140 610 000 0000 000	Supplies Psychological Services	\$750.00	\$487.07	\$2,619.54	349.27
01 2140 610 000 0000 001	Supplies Psychological Services	\$100.00	\$0.00	\$0.00	0.00
01 2140 610 000 0000 002	Supplies Psychological Services	\$150.00	\$0.00	\$15.00	10.00
01 2140 643 000 0000 000	Web/Cloud Based Software Psych	\$0.00	\$0.00	\$0.00	0.00
2140	Psychological Services	\$31,420.00	\$3,033.73	\$23,093.97	73.50
01 2141 111 000 0000 000	Reg Emp-Teach/Prof-Psych Serv-SA	\$59,426.00	\$4,952.18	\$39,617.44	66.67
01 2141 211 000 0000 000	Group Ins -Psychological SPED SA	\$14,149.00	\$1,260.25	\$10,082.00	71.26
01 2141 221 000 0000 000	Soc Security -Psychological SPED SA	\$4,469.00	\$372.95	\$2,986.81	66.83
01 2141 231 000 0000 000	Retirement -Psychological SPED SA	\$4,370.00	\$364.13	\$2,913.04	66.66
01 2141 237 000 0000 000	Inc Retirement -Psych SPED SA	\$1,500.00	\$125.04	\$1,000.32	66.69
01 2141 281 000 0000 000	HSA -Psychological SPED SA	\$1,000.00	\$0.00	\$0.00	0.00
01 2141 291 000 0000 000	Other Benefits	\$100.00	\$0.00	\$42.00	42.00
2141	Psychological Services - SPED SA	\$85,014.00	\$7,074.55	\$56,641.61	66.63
01 2142 111 005 0000 002	Reg Emp-Teach/Prof-Psych Serv 3-5	\$3,396.00	\$0.00	\$0.00	0.00
01 2142 211 005 0000 002	Group Ins -Psychological SPED 3-5	\$809.00	\$0.00	\$0.00	0.00
01 2142 221 005 0000 002	Soc Sec -Psychological SPED 3-5	\$255.00	\$0.00	\$0.00	0.00
01 2142 231 005 0000 002	Retirement -Psychological SPED 3-5	\$250.00	\$0.00	\$0.00	0.00
01 2142 237 005 0000 002	Inc Retirement -Psych SPED 3-5	\$86.00	\$0.00	\$0.00	0.00
01 2142 281 005 0000 002	HSA -Psychological SPED 3-5	\$75.00	\$0.00	\$0.00	0.00
01 2142 291 005 0000 002	Other - Teach/Prof - Psych Serv - 3-5	\$10.00	\$0.00	\$0.00	0.00
01 2142 610 005 0000 002	General Supplies Psychological	\$100.00	\$0.00	\$0.00	0.00
2142	Psychological Services - SPED Age 3-5	\$4,981.00	\$0.00	\$0.00	0.00
01 2143 111 002 0000 002	Reg Emp-Teach/Prof Psych Serv B-2	\$849.00	\$0.00	\$0.00	0.00
01 2143 211 002 0000 002	Group Ins -Psychological SPED B-2	\$202.00	\$0.00	\$0.00	0.00
01 2143 221 002 0000 002	Soc Sec - Psychological SPED B-2	\$64.00	\$0.00	\$0.00	0.00
01 2143 231 002 0000 002	Retirement -Psychological SPED B-2	\$62.00	\$0.00	\$0.00	0.00
01 2143 237 002 0000 002	Inc Retirement -Psych SPED B-2	\$21.00	\$0.00	\$0.00	0.00
01 2143 281 002 0000 002	HSA -Psychological SPED B-2	\$25.00	\$0.00	\$0.00	0.00

Account Number	Account Description	Revised Budget	Expended During Month	Expenditures to Date	% of Budget
01 2143 291 002 0000 002	Other Benefits	\$0.00	\$0.00	\$0.00	0.00
2143	Psychological Services - SPED Age B-2	\$1,223.00	\$0.00	\$0.00	0.00
01 2150 591 000 0000 002	Services Purchased from ESU	\$0.00	\$0.00	\$0.00	0.00
2150	Speech Pathology & Audiology	\$0.00	\$0.00	\$0.00	0.00
01 2151 111 000 0000 001	Reg Emp - Teach/Prof - SPED	\$0.00	\$1,341.68	\$10,733.44	0.00
01 2151 111 000 0000 002	Reg Emp - Teach/Prof - SPED	\$0.00	\$6,521.53	\$52,172.24	0.00
01 2151 111 000 1195 002	Reg Emp - Teach/Prof - SPED	\$0.00	\$447.23	\$3,577.84	0.00
01 2151 123 000 0000 001	Temp Emp - Teach/Prof - SPED	\$0.00	\$0.00	\$89.10	0.00
01 2151 123 000 0000 002	Temp - Teach/Prof - SPED	\$0.00	\$0.00	\$118.80	0.00
01 2151 123 000 1195 002	Temp Emp - Teach/Prof - SPED	\$0.00	\$0.00	\$29.70	0.00
01 2151 211 000 0000 001	Reg Emp - Teach/Prof - SPED	\$0.00	\$486.10	\$3,888.80	0.00
01 2151 211 000 0000 002	Reg Emp - Teach/Prof - SPED	\$0.00	\$648.12	\$10,773.28	0.00
01 2151 211 000 1195 002	Reg Emp - Teach/Prof - SPED	\$0.00	\$162.03	\$1,296.24	0.00
01 2151 221 000 0000 001	Reg Emp - Teach/Prof - SPED	\$0.00	\$99.52	\$797.09	0.00
01 2151 221 000 0000 002	Reg Emp - Teach/Prof - SPED	\$0.00	\$485.11	\$3,779.68	0.00
01 2151 221 000 1195 002	Reg Emp - Teach/Prof - SPED	\$0.00	\$33.17	\$265.67	0.00
01 2151 223 000 0000 001	Reg Emp - Teach/Prof - SPED	\$0.00	\$0.00	\$6.81	0.00
01 2151 223 000 0000 002	Reg Emp - Teach/Prof - SPED	\$0.00	\$0.00	\$9.09	0.00
01 2151 223 000 1195 002	Reg Emp - Teach/Prof - SPED	\$0.00	\$0.00	\$2.27	0.00
01 2151 231 000 0000 001	Reg Emp - Teach/Prof - SPED	\$0.00	\$98.65	\$789.20	0.00
01 2151 231 000 0000 002	Reg Emp - Teach/Prof - SPED	\$0.00	\$479.51	\$3,836.08	0.00
01 2151 231 000 1195 002	Reg Emp - Teach/Prof - SPED	\$0.00	\$32.88	\$263.04	0.00
01 2151 237 000 0000 001	Reg Emp - Teach/Prof - SPED	\$0.00	\$33.88	\$271.04	0.00
01 2151 237 000 0000 002	Reg Emp - Teach/Prof - SPED	\$0.00	\$164.66	\$1,317.28	0.00
01 2151 237 000 1195 002	Reg Emp - Teach/Prof - SPED	\$0.00	\$11.29	\$90.32	0.00
01 2151 291 000 0000 001	Reg Emp - Teach/Prof - SPED	\$0.00	\$0.00	\$12.11	0.00
01 2151 291 000 0000 002	Reg Emp - Teach/Prof - SPED	\$0.00	\$0.00	\$74.34	0.00
01 2151 291 000 1195 002	Reg Emp - Teach/Prof - SPED	\$0.00	\$0.00	\$4.04	0.00
01 2151 320 000 0000 002	Prof Ed Services Speech & Audiology	\$0.00	\$0.00	\$0.00	0.00
01 2151 591 000 0000 001	Services Purchased from ESU	\$15,000.00	\$498.52	\$9,200.52	61.34
01 2151 591 000 0000 002	Services Purchased from ESU	\$17,000.00	\$499.73	\$17,055.89	100.33
01 2151 591 000 1195 002	Services Purchased from ESU St Marys	\$0.00	\$0.00	\$899.84	0.00
01 2151 591 019 0000 000	Services Purchased from ESU	\$0.00	\$0.00	\$0.00	0.00
01 2151 610 000 0000 002	General Supplies Speech	\$0.00	\$0.00	\$0.00	0.00
2151	SPEECH & AUDIOLOGY SPED SA	\$32,000.00	\$12,043.61	\$121,353.75	379.23
01 2160 320 002 0000 002	Professional Educational Services	\$100.00	\$0.00	\$0.00	0.00
2160	Occupational Therapy Regular Education	\$100.00	\$0.00	\$0.00	0.00

Account Number	Account Description	Revised Budget	Expended During Month	Expenditures to Date	% of Budget
01 2161 320 000 0000 001	Professional Educational Serv OT SA	\$13,000.00	\$1,641.50	\$8,619.29	66.30
01 2161 320 000 0000 002	Professional Educational Serv OT SA	\$50,000.00	\$7,966.33	\$50,463.15	100.93
01 2161 320 000 1195 002	Professional Educational Serv OT SA SM	\$0.00	\$417.75	\$4,287.00	0.00
01 2161 340 000 0000 000	Other Professional Services	\$0.00	\$0.00	\$0.00	0.00
01 2161 340 000 0000 001	Other Professional Services	\$0.00	\$0.00	\$0.00	0.00
01 2161 340 000 0000 002	Other Professional Services	\$0.00	\$0.00	\$0.00	0.00
2161	Occupational Therapy SPED SA	\$63,000.00	\$10,025.58	\$63,369.44	100.59
01 2162 320 005 0000 002	Prof Ed Services OT (3-5)	\$0.00	\$0.00	\$0.00	0.00
2162	Occupational Therapy SPED Age 3-5	\$0.00	\$0.00	\$0.00	0.00
01 2170 320 002 0000 002	Professional Educational Services PT	\$0.00	\$0.00	\$0.00	0.00
2170	Physical Therapy-Related Services	\$0.00	\$0.00	\$0.00	0.00
01 2171 320 000 0000 000	Professional Educational Serv PT SA	\$0.00	\$0.00	\$0.00	0.00
01 2171 320 000 0000 001	Professional Educational Serv PT SA	\$4,500.00	\$217.75	\$1,407.00	31.27
01 2171 320 000 0000 002	Professional Educational Serv PT SA	\$9,000.00	\$820.75	\$4,489.00	49.88
01 2171 320 000 1195 002	PT Services St. Marys	\$0.00	\$0.00	\$335.00	0.00
2171	Physical Therapy SPED SA	\$13,500.00	\$1,038.50	\$6,231.00	46.16
01 2172 320 005 0000 002	Professional Educational Services	\$0.00	\$0.00	\$0.00	0.00
2172	Physical Therapy SPED 3-5	\$0.00	\$0.00	\$0.00	0.00
01 2173 320 002 0000 002	Prof Educational Serv PT B-2	\$0.00	\$0.00	\$0.00	0.00
2173	Physical Therapy B-2	\$0.00	\$0.00	\$0.00	0.00
01 2181 591 000 0000 001	Services Purchased from ESU Vision	\$1,000.00	\$647.80	\$2,833.10	283.31
01 2181 591 000 0000 002	Services Purchased from ESU Vision	\$8,000.00	\$549.40	\$7,314.40	91.43
2181	Vision Services SPED SA	\$9,000.00	\$1,197.20	\$10,147.50	112.75
01 2210 111 000 0000 000	Reg Emp - Teach/Prof - Improv Instr	\$0.00	\$0.00	\$0.00	0.00
01 2210 211 000 0000 000	Group Insurance - Imprv of Instruction	\$0.00	\$0.00	\$0.00	0.00
01 2210 221 000 0000 000	Soc Sec - Imprv of Instruction	\$0.00	\$0.00	\$0.00	0.00
01 2210 231 000 0000 000	Retirement - Imprv of Instruction	\$0.00	\$0.00	\$0.00	0.00
01 2210 237 000 0000 000	Inc Retirement - Imprv of Instruction	\$0.00	\$0.00	\$0.00	0.00
01 2210 281 000 0000 000	HSA- Imprv of Instruction	\$0.00	\$0.00	\$0.00	0.00
01 2210 580 000 0000 000	Travel Trans Meal Improv of Inst	\$0.00	\$0.00	\$0.00	0.00
01 2210 610 000 0000 000	General Supplies Improvement of Instr	\$0.00	\$0.00	\$0.00	0.00
2210	Improvement of Instruction	\$0.00	\$0.00	\$0.00	0.00
01 2211 221 000 0000 000	Soc Security Teachers School Improv	\$0.00	\$0.00	\$0.00	0.00
01 2211 221 000 0000 001	Soc Security Teachers School Improv	\$0.00	\$0.00	\$0.00	0.00
01 2211 221 000 0000 002	Soc Security Teachers School Improv	\$0.00	\$0.00	\$0.00	0.00
01 2211 231 000 0000 000	Retirement Teachers School Improv	\$0.00	\$0.00	\$0.00	0.00

Account Number	Account Description	Revised Budget	Expended During Month	Expenditures to Date	% of Budget
01 2211 231 000 0000 001	Retirement - School Improvement	\$0.00	\$0.00	\$0.00	0.00
01 2211 231 000 0000 002	Retirement - School Improvement	\$0.00	\$0.00	\$0.00	0.00
01 2211 237 000 0000 000	Increased Retirement School Improv	\$0.00	\$0.00	\$0.00	0.00
01 2211 237 000 0000 001	Increased Retirement - School Improv	\$0.00	\$0.00	\$0.00	0.00
01 2211 237 000 0000 002	Increased Retirement - School Improv	\$0.00	\$0.00	\$0.00	0.00
01 2211 330 000 0000 000	Employee Trng/Dev Serv School Imp	\$0.00	\$0.00	\$0.00	0.00
01 2211 334 000 0000 000	School Improvement Mileage	\$0.00	\$0.00	\$0.00	0.00
01 2211 350 000 0000 000	Technical Services School Improv	\$0.00	\$0.00	\$0.00	0.00
01 2211 350 000 0000 001	Technical Services - School Improv	\$0.00	\$0.00	\$0.00	0.00
01 2211 350 000 0000 002	Technical Services - School Improv	\$0.00	\$0.00	\$0.00	0.00
01 2211 440 000 0000 000	Rentals School Improv	\$0.00	\$0.00	\$0.00	0.00
01 2211 580 000 0000 000	Travel Trans, Meals, Hotel Sch Improv	\$0.00	\$0.00	\$0.00	0.00
01 2211 580 000 0000 001	Travel Trans, Meals, Hotel Sch Improv	\$0.00	\$0.00	\$0.00	0.00
01 2211 580 000 0000 002	Travel Trans, Meals, Hotel Sch Improv	\$0.00	\$0.00	\$0.00	0.00
01 2211 610 000 0000 000	General Supplies School Improvement	\$0.00	\$0.00	\$0.00	0.00
01 2211 643 000 0000 001	Web/Cloud Software Sch Improv	\$0.00	\$0.00	\$0.00	0.00
01 2211 643 000 0000 002	Web/Cloud Software Sch Improv	\$0.00	\$0.00	\$0.00	0.00
2211	School Improvement	\$0.00	\$0.00	\$0.00	0.00
01 2212 350 000 0000 000	Technical Services Instr & Curr Dev	\$0.00	\$0.00	\$0.00	0.00
01 2212 350 000 0000 001	Technical Services - Inst & Curr Dev	\$0.00	\$0.00	\$0.00	0.00
01 2212 350 000 0000 002	Technical Services - Inst & Curr Dev	\$0.00	\$0.00	\$0.00	0.00
01 2212 580 000 0000 000	Travel Trans, Meals, Hotel Instr & Curr	\$0.00	\$0.00	\$0.00	0.00
01 2212 580 000 0000 001	Travel Trans, Meals, Hotel Instr & Curr	\$0.00	\$0.00	\$0.00	0.00
01 2212 580 000 0000 002	Travel Trans, Meals, Hotel Inst & Curr	\$0.00	\$0.00	\$0.00	0.00
01 2212 610 000 0000 000	Supplies Instr & Curr Development	\$0.00	\$0.00	\$0.00	0.00
01 2212 610 000 0000 001	Supplies Instr & Curr Development	\$0.00	\$0.00	\$0.00	0.00
01 2212 610 000 0000 002	Supplies Instr & Curr Development	\$0.00	\$0.00	\$0.00	0.00
2212	Instruction & Curriculum Development	\$0.00	\$0.00	\$0.00	0.00
01 2213 330 000 0000 000	Employee Training & Development Services	\$5,000.00	\$0.00	\$2,150.00	43.00
01 2213 330 000 0000 002	Employee Trng/Develop Serv	\$500.00	\$0.00	\$0.00	0.00
01 2213 330 000 1108 001	Employee Training Band	\$0.00	\$0.00	\$0.00	0.00
01 2213 330 000 1141 001	Employee Trng/Devel Music	\$0.00	\$0.00	\$0.00	0.00
01 2213 330 000 1148 001	Employee Trng Instr Staff Science	\$0.00	\$0.00	\$0.00	0.00
01 2213 330 000 1171 001	Employee Training & Development Services	\$0.00	\$0.00	\$0.00	0.00
01 2213 330 000 1171 002	Employee Training & Development Services	\$0.00	\$0.00	\$0.00	0.00
01 2213 580 000 0000 000	Travel: Exp-Trans, Meals, Hotel	\$100.00	\$0.00	\$0.00	0.00

EXPENDITURE REPORT

April, 2021

Account Number	Account Description	Revised Budget	Expended During Month	Expenditures to Date	% of Budget
01 2213 580 000 0000 001	Travel Trans, Meals, Hotel Instr Staff	\$0.00	\$0.00	\$0.00	0.00
01 2213 580 000 0000 002	Travel:Trans, Meals, Hotel Instr Staff	\$0.00	\$0.00	\$0.00	0.00
01 2213 640 000 0000 000	Books & Periodicals Instr Staff Trng	\$0.00	\$0.00	\$0.00	0.00
2213	Instructional Staff Training	\$5,600.00	\$0.00	\$2,150.00	38.39
01 2220 111 000 0000 000	Reg Emp - Teach/Prof - Library	\$0.00	\$0.00	\$0.00	0.00
01 2220 111 000 0000 001	Reg Emp - Teach/Prof - Library	\$29,619.00	\$2,468.27	\$19,726.15	66.60
01 2220 111 000 0000 002	Reg Emp - Teach/Prof - Library	\$66,643.00	\$5,553.60	\$44,398.77	66.62
01 2220 112 000 0000 001	Reg Emp - Instr Aides - Library	\$10,947.00	\$2,242.02	\$11,436.86	104.47
01 2220 112 000 0000 002	Reg Emp - Instr Aides - Library	\$18,245.00	\$2,119.86	\$17,009.68	93.23
01 2220 112 019 0000 001	Reg Emp-Instr Aides-Library-COVID19	\$0.00	\$0.00	\$0.00	0.00
01 2220 112 019 0000 002	Reg Emp-Instr Aides-Library-COVID19	\$0.00	\$0.00	\$0.00	0.00
01 2220 122 000 0000 001	Temp Emp - Instr Aide - Library	\$1,000.00	\$0.00	\$729.20	72.92
01 2220 122 000 0000 002	Temp Emp - Instr Aide - Library	\$200.00	\$0.00	\$0.00	0.00
01 2220 123 000 0000 000	Temp Emp - Teach/Prof - Sub - Library	\$0.00	\$0.00	\$0.00	0.00
01 2220 123 000 0000 001	Temp Emp - Teach/Prof - Sub - Library	\$150.00	\$0.00	\$143.00	95.33
01 2220 123 000 0000 002	Temp Emp - Teach/Prof - Sub - Library	\$600.00	\$0.00	\$214.50	35.75
01 2220 132 000 0000 001	Library/Media Services - OT	\$0.00	\$0.00	\$0.00	0.00
01 2220 132 000 0000 002	Library/Media Services - OT	\$0.00	\$40.18	\$232.62	0.00
01 2220 151 000 0000 000	Reg Emp - Teach/Prof - Library	\$0.00	\$0.00	\$0.00	0.00
01 2220 151 000 0000 001	Teach/Prof Add'l Comp - Library	\$961.00	\$0.00	\$0.00	0.00
01 2220 151 000 0000 002	Teach/Prof Add'l Comp - Library	\$3,842.00	\$0.00	\$0.00	0.00
01 2220 152 000 0000 001	Add'l Comp-Instr Aides-Library	\$0.00	\$0.00	\$12.50	0.00
01 2220 152 000 0000 002	Add'l Comp-Instr Aides-Library	\$0.00	\$0.00	\$0.00	0.00
01 2220 211 000 0000 000	Group Ins - Library/Media	\$0.00	\$0.00	\$0.00	0.00
01 2220 211 000 0000 001	Group Ins - Library/Media	\$7,564.00	\$630.30	\$5,042.38	66.66
01 2220 211 000 0000 002	Group Ins - Library/Media	\$11,539.00	\$961.57	\$7,692.58	66.67
01 2220 212 000 0000 001	Group Insurance - Instructional Aides	\$3,882.00	\$690.58	\$3,867.25	99.62
01 2220 212 000 0000 002	Group Insurance - Instructional Aides	\$6,469.00	\$690.58	\$5,524.64	85.40
01 2220 212 019 0000 001	Group Ins-Instr Aides-COVID19	\$0.00	\$0.00	\$0.00	0.00
01 2220 212 019 0000 002	Group Ins-Instr Aides-COVID19	\$0.00	\$0.00	\$0.00	0.00
01 2220 220 000 0000 000	Social Security - Library/Media	\$0.00	\$0.00	\$0.00	0.00
01 2220 221 000 0000 000	Social Security - Library/Media	\$0.00	\$0.00	\$0.00	0.00
01 2220 221 000 0000 001	Social Security - Library/Media	\$2,182.00	\$198.32	\$1,416.92	64.94
01 2220 221 000 0000 002	Social Security - Library/Media	\$5,155.00	\$437.80	\$3,248.03	63.01
01 2220 222 000 0000 001	Social Security - Instructional Aides	\$837.00	\$157.33	\$864.04	103.23
01 2220 222 000 0000 002	Social Security - Instructional Aides	\$1,396.00	\$165.24	\$1,319.04	94.49

Account Number	Account Description	Revised Budget	Expended During Month	Expenditures to Date	% of Budget
01 2220 222 019 0000 001	Soc Sec-Instr Aides-COVID19	\$0.00	\$0.00	\$0.00	0.00
01 2220 222 019 0000 002	Soc Sec-Instr Aides-COVID19	\$0.00	\$0.00	\$0.00	0.00
01 2220 223 000 0000 000	Temp Emp - Teach/Prof - Sub - Library	\$0.00	\$0.00	\$0.00	0.00
01 2220 223 000 0000 001	Temp Emp - Teach/Prof - Sub - Library	\$0.00	\$0.00	\$10.95	0.00
01 2220 223 000 0000 002	Temp Emp - Teach/Prof - Sub - Library	\$0.00	\$0.00	\$16.42	0.00
01 2220 230 000 0000 000	Social Security - Sub	\$0.00	\$0.00	\$0.00	0.00
01 2220 231 000 0000 000	Retirement - Library/Media	\$0.00	\$0.00	\$0.00	0.00
01 2220 231 000 0000 001	Retirement - Library/Media	\$2,248.00	\$181.49	\$1,450.43	64.52
01 2220 231 000 0000 002	Retirement - Library/Media	\$5,183.00	\$408.35	\$3,264.57	62.99
01 2220 232 000 0000 001	Retirement - Instructional Aides	\$805.00	\$164.85	\$830.26	103.14
01 2220 232 000 0000 002	Retirement - Instructional Aides	\$1,342.00	\$158.82	\$1,267.79	94.47
01 2220 232 019 0000 001	Ret-Instr Aides-COVID19	\$0.00	\$0.00	\$0.00	0.00
01 2220 232 019 0000 002	Ret-Instr Aides-COVID19	\$0.00	\$0.00	\$0.00	0.00
01 2220 237 000 0000 000	Inc Retirement - Library/Media	\$0.00	\$0.00	\$0.00	0.00
01 2220 237 000 0000 001	Inc Retirement - Library/Media	\$1,048.00	\$118.93	\$783.18	74.73
01 2220 237 000 0000 002	Inc Retirement - Library/Media	\$2,240.00	\$194.76	\$1,556.38	69.48
01 2220 237 019 0000 001	Inc Ret-Library-COVID19	\$0.00	\$0.00	\$0.00	0.00
01 2220 237 019 0000 002	Inc Ret-Library-COVID19	\$0.00	\$0.00	\$0.00	0.00
01 2220 281 000 0000 000	HSA	\$0.00	\$0.00	\$0.00	0.00
01 2220 281 000 0000 001	HSA	\$1,078.00	\$89.84	\$718.72	66.67
01 2220 281 000 0000 002	HSA	\$1,617.00	\$134.76	\$1,078.08	66.67
01 2220 290 000 0000 000	Other Benefits - Library/Media	\$0.00	\$0.00	\$0.00	0.00
01 2220 291 000 0000 001	Other Benefits - Library/Media	\$0.00	\$0.00	\$0.00	0.00
01 2220 291 000 0000 002	Other Benefits - Library/Media	\$0.00	\$0.00	\$0.00	0.00
01 2220 292 000 0000 001	Other Benefits - Library/Media	\$0.00	\$0.00	\$0.00	0.00
01 2220 292 000 0000 002	Other Benefits - Library/Media	\$0.00	\$0.00	\$0.00	0.00
01 2220 330 000 0000 000	Employee Trng/ Develop Serv Library	\$0.00	\$0.00	\$0.00	0.00
01 2220 580 000 0000 001	Travel Trans, Meals, Hotel Library	\$0.00	\$0.00	\$0.00	0.00
01 2220 580 000 0000 002	Travel Trans, Meals, Hotel Library	\$0.00	\$0.00	\$0.00	0.00
01 2220 610 000 0000 000	Supplies Library	\$0.00	\$0.00	\$0.00	0.00
01 2220 610 000 0000 001	Supplies Library	\$1,000.00	\$0.00	\$1,066.25	107.72
01 2220 610 000 0000 002	Supplies Library	\$2,500.00	\$0.00	\$1,150.64	46.03
01 2220 610 019 0000 002	General Supplies Library COVID	\$0.00	\$0.00	\$945.00	0.00
01 2220 640 000 0000 000	Books & Periodicals Library/Media	\$100.00	\$0.00	\$0.00	0.00
01 2220 640 000 0000 001	Books & Periodicals Library/Media	\$2,500.00	\$199.95	\$1,918.18	106.88
01 2220 640 000 0000 002	Books & Periodicals Library/Media	\$4,500.00	(\$9.91)	\$7,152.37	159.16

Account Number	Account Description	Revised Budget	Expended During Month	Expenditures to Date	% of Budget
01 2220 641 000 0000 001	E-Books Library/Media	\$0.00	\$0.00	\$0.00	0.00
01 2220 641 000 0000 002	E-Books Library/Media	\$0.00	\$0.00	\$0.00	0.00
01 2220 643 000 0000 000	Web/Cloud Based Software Library	\$0.00	\$0.00	\$0.00	0.00
01 2220 643 000 0000 001	Web/Cloud Based Software Library	\$600.00	\$0.00	\$0.00	0.00
01 2220 643 000 0000 002	Web/Cloud Based Software Library	\$600.00	\$0.00	\$0.00	0.00
01 2220 650 000 0000 001	Supplies Technology Related Library	\$0.00	\$0.00	\$0.00	0.00
01 2220 650 000 0000 002	Supplies-Technology Library	\$0.00	\$0.00	\$0.00	0.00
01 2220 650 019 0000 002	Supplies - Technology Related COVID	\$0.00	\$0.00	\$20.79	0.00
2220	Library/Media Services	\$198,592.00	\$17,997.49	\$146,108.17	73.96
01 2223 114 000 0000 000	Reg Emp - Technical Staff	\$0.00	\$0.00	\$0.00	0.00
01 2223 214 000 0000 000	Group Insurance - Technical Staff	\$0.00	\$0.00	\$0.00	0.00
01 2223 221 000 0000 001	Social Security - Technical Staff	\$0.00	\$0.00	\$0.00	0.00
01 2223 221 000 0000 002	Social Security - Technical Staff	\$0.00	\$0.00	\$0.00	0.00
01 2223 224 000 0000 000	Social Security - Technical Staff	\$0.00	\$0.00	\$0.00	0.00
01 2223 231 000 0000 001	Retirement - Technical Staff	\$0.00	\$0.00	\$0.00	0.00
01 2223 231 000 0000 002	Retirement - Technical Staff	\$0.00	\$0.00	\$0.00	0.00
01 2223 234 000 0000 000	Retirement - Technical Staff	\$0.00	\$0.00	\$0.00	0.00
01 2223 237 000 0000 000	Increased Retirement - Tech Staff	\$0.00	\$0.00	\$0.00	0.00
01 2223 237 000 0000 001	Increased Retirement - Tech Staff	\$0.00	\$0.00	\$0.00	0.00
01 2223 237 000 0000 002	Increased Retirement - Tech Staff	\$0.00	\$0.00	\$0.00	0.00
01 2223 281 000 0000 001	HSA Deduction - Tech Staff	\$0.00	\$0.00	\$0.00	0.00
01 2223 281 000 0000 002	HSA Deduction - Tech Staff	\$0.00	\$0.00	\$0.00	0.00
01 2223 284 000 0000 000	Health Benefits (HSA) Technical Staff	\$0.00	\$0.00	\$0.00	0.00
01 2223 580 000 0000 000	Travel Trans Meals Hotel Audio-Visual	\$0.00	\$0.00	\$0.00	0.00
01 2223 580 000 0000 001	Travel Trans Meals Hotel Audio-Visual	\$0.00	\$0.00	\$0.00	0.00
01 2223 580 000 0000 002	Travel Trans Meals Hotel Audio-Visual	\$0.00	\$0.00	\$0.00	0.00
01 2223 610 000 0000 001	Supplies Audio-Visual Services	\$0.00	\$0.00	\$0.00	0.00
2223	Audio-Visual Services	\$0.00	\$0.00	\$0.00	0.00
01 2224 382 000 0000 000	Dist Ed & Telecommunications	\$1,400.00	\$0.00	\$2,973.06	212.36
01 2224 382 000 0000 001	Dist Ed & Telecommunications	\$6,000.00	\$0.00	\$2,500.00	41.67
01 2224 382 000 0000 002	Dist Ed & Telecommunications	\$0.00	\$0.00	\$70.78	0.00
01 2224 382 019 0000 000	Dist Ed & Telecommunications COVID	\$0.00	\$53.25	\$312.16	0.00
2224	Educational Television Services	\$7,400.00	\$53.25	\$5,856.00	79.14
01 2230 111 000 0000 000	Reg Emp - Teach/Prof - Instr Rel Tech	\$18,512.00	\$1,542.67	\$12,341.36	66.67
01 2230 114 000 0000 000	Reg Emp - Technical Staff	\$65,048.00	\$5,420.62	\$43,364.96	66.67
01 2230 211 000 0000 000	Group Ins - Instruction Technology	\$4,727.00	\$393.93	\$3,151.44	66.67

Account Number	Account Description	Revised Budget	Expended During Month	Expenditures to Date	% of Budget
01 2230 214 000 0000 000	Group Ins Technical Staff	\$18,606.00	\$1,657.13	\$13,257.04	71.25
01 2230 221 000 0000 000	Soc Sec - Instruction Technology	\$1,374.00	\$114.67	\$917.32	66.76
01 2230 224 000 0000 000	Social Security - Tech Staff	\$4,698.00	\$391.45	\$3,142.28	66.89
01 2230 231 000 0000 000	Retirement - Instruction Technology	\$1,361.00	\$113.43	\$907.44	66.67
01 2230 234 000 0000 000	Retirement - Instruction Technology	\$4,783.00	\$398.57	\$3,188.56	66.66
01 2230 237 000 0000 000	Inc Retirement-Instruction Technology	\$2,110.00	\$175.82	\$1,406.56	66.66
01 2230 281 000 0000 000	HSA - Instruction Technology	\$674.00	\$56.16	\$449.28	66.66
01 2230 284 000 0000 000	HSA - Instruction Technology	\$2,652.00	\$236.42	\$1,891.36	71.32
01 2230 294 000 0000 000	Other Benefits - Technical Staff	\$300.00	\$0.00	\$140.00	46.67
01 2230 382 000 0000 000	Dist Ed/Telecomm-Inst Related	\$0.00	\$0.00	\$0.00	0.00
01 2230 432 000 0000 001	Technology Related Repairs & Maint	\$400.00	\$0.00	\$0.00	0.00
01 2230 432 000 0000 002	Technology Related Repairs & Maint	\$400.00	\$0.00	\$0.00	0.00
01 2230 432 000 1112 001	Technology Related Repairs & Maint	\$300.00	\$0.00	\$0.00	0.00
01 2230 580 000 0000 000	TravelTrans, Meals, Hotel Instr Tech	\$0.00	\$0.00	\$0.00	0.00
01 2230 591 000 0000 000	Services Purchased from ESU	\$0.00	\$0.00	\$0.00	0.00
01 2230 610 000 0000 000	Instr Related Tech General Supplies	\$0.00	\$0.00	\$0.00	0.00
01 2230 643 000 0000 000	Web/Cloud Based Software-Inst Tech	\$0.00	\$0.00	\$0.00	0.00
01 2230 643 000 0000 001	Web/Cloud Based Software Inst Tech	\$5,000.00	\$0.00	\$0.00	0.00
01 2230 650 000 0000 000	Supplies Technology Related	\$500.00	\$0.00	\$0.00	0.00
01 2230 650 000 0000 001	Supplies Technology Related	\$0.00	\$0.00	\$0.00	0.00
01 2230 650 000 0000 002	Supplies Tech Related Instr Tech	\$0.00	\$0.00	\$0.00	0.00
2230	Instruction-Related Technology	\$131,445.00	\$10,500.87	\$84,157.60	64.02
01 2290 610 000 0000 000	Supplies Support Services Instr Staff	\$0.00	\$0.00	\$0.00	0.00
01 2290 610 000 0000 001	Supplies Support Services Instr Staff	\$0.00	\$0.00	\$0.00	0.00
01 2290 640 000 0000 000	Books & Periodicals	\$0.00	\$0.00	\$0.00	0.00
2290	Other Support Services-Instr Staff	\$0.00	\$0.00	\$0.00	0.00
01 2310 310 000 0000 000	Official/Administrative Services	\$0.00	\$0.00	\$889.40	0.00
01 2310 317 000 0000 000	Contracted Legal Services	\$0.00	\$0.00	\$0.00	0.00
01 2310 330 000 0000 000	Emp Trng/Development Board of Ed	\$1,000.00	\$0.00	\$200.00	20.00
01 2310 333 000 0000 000	Mileage Paid to Staff Board of Educ	\$200.00	\$0.00	\$0.00	0.00
01 2310 340 000 0000 000	Other Prof Services Board of Educ	\$0.00	\$0.00	\$0.00	0.00
01 2310 352 000 0000 000	Other Professional Serv Board of Ed	\$0.00	\$0.00	\$0.00	0.00
01 2310 520 000 0000 000	Insurance	\$35,000.00	\$0.00	\$2,891.00	8.26
01 2310 521 000 0000 000	Fidelity Bond - Board of Education	\$200.00	\$0.00	\$125.00	62.50
01 2310 540 000 0000 000	Advertising Board of Education	\$8,000.00	\$251.94	\$7,310.81	91.39
01 2310 580 000 0000 000	Travel Trans, Meals, Hotel Board of Ed	\$1,000.00	\$0.00	\$0.00	0.00

Account Number	Account Description	Revised Budget	Expended During Month	Expenditures to Date	% of Budget
01 2310 610 000 0000 000	Supplies Board of Education	\$1,000.00	\$360.05	\$1,188.26	118.83
01 2310 643 000 0000 000	Web Based Software Board of Ed	\$4,500.00	\$0.00	\$4,415.00	98.11
01 2310 650 000 0000 000	SuppliesTech Related Board of Ed	\$0.00	\$0.00	\$0.00	0.00
01 2310 810 000 0000 000	Dues and Fees Board of Education	\$5,500.00	\$0.00	\$5,228.00	95.05
01 2310 890 000 0000 000	Misc Exp Board of Education	\$0.00	\$0.00	\$59.57	0.00
2310	Board of Education	\$56,400.00	\$611.99	\$22,307.04	39.55
01 2320 105 000 0000 000	Superintendent Salary	\$146,002.00	\$12,166.80	\$97,334.40	66.67
01 2320 110 000 0000 000	Reg Emp - Non-Instr - Exec Admin	\$0.00	\$0.00	\$0.00	0.00
01 2320 130 000 0000 000	Executive Admin - OT	\$0.00	\$0.00	\$0.00	0.00
01 2320 155 000 0000 000	Superintendent Add'l Comp	\$0.00	\$0.00	\$0.00	0.00
01 2320 210 000 0000 000	Group Insurance - Non Instructional	\$0.00	\$0.00	\$0.00	0.00
01 2320 215 000 0000 000	Group Insurance - Superintendent	\$14,173.00	\$1,181.07	\$9,448.56	66.67
01 2320 220 000 0000 000	Social Security - Non-Instructional	\$0.00	\$0.00	\$0.00	0.00
01 2320 225 000 0000 000	Social Security - Superintendent	\$10,838.00	\$895.54	\$6,630.55	61.18
01 2320 230 000 0000 000	Retirement - Non-Instructional	\$0.00	\$0.00	\$0.00	0.00
01 2320 235 000 0000 000	Retirement Superintendent	\$10,735.00	\$894.60	\$7,156.80	66.67
01 2320 237 000 0000 000	Inc Retirement - Superintendent	\$3,687.00	\$307.21	\$2,457.68	66.66
01 2320 280 000 0000 000	(HSA) Non-Instructional	\$0.00	\$0.00	\$0.00	0.00
01 2320 285 000 0000 000	Health Benefits (HSA) Superintendent	\$2,007.00	\$167.26	\$1,338.08	66.67
01 2320 330 000 0000 000	Employee Trng Executive Admin	\$750.00	\$0.00	\$430.00	57.33
01 2320 333 000 0000 000	Mileage Paid to Staff	\$0.00	\$0.00	\$0.00	0.00
01 2320 580 000 0000 000	Travel Trans Meals Hotel Exec Adm	\$1,000.00	\$0.00	\$0.00	0.00
01 2320 610 000 0000 000	Supplies Executive Administration	\$1,000.00	\$13.81	\$228.54	22.85
01 2320 643 000 0000 000	Web Based Software Exec Admin	\$0.00	\$0.00	\$29.29	0.00
01 2320 650 000 0000 000	Supplies Tech Related Exec Admin	\$0.00	\$0.00	\$0.00	0.00
01 2320 810 000 0000 000	Dues and Fees Executive Admin	\$1,300.00	\$0.00	\$330.00	25.38
01 2320 890 000 0000 000	Misc Exp Executive Admin	\$0.00	\$0.00	\$0.00	0.00
2320	Executive Administration	\$191,492.00	\$15,626.29	\$125,383.90	65.48
01 2330 317 000 0000 000	Contracted Legal Services	\$10,000.00	\$128.00	\$3,063.00	30.63
2330	District Legal Services	\$10,000.00	\$128.00	\$3,063.00	30.63
01 2410 110 000 0000 001	Reg Emp - Non-Instr - Principal Office	\$25,459.00	\$2,705.68	\$21,433.38	84.19
01 2410 110 000 0000 002	Reg Emp - Non-Instr - Principal Office	\$27,653.00	\$2,678.96	\$21,693.13	78.45
01 2410 110 019 0000 001	Reg Emp-Non-Instr-Princ Off COVID19	\$0.00	\$0.00	\$0.00	0.00
01 2410 110 019 0000 002	Reg Emp-Non-Instr-Princ Off COVID19	\$0.00	\$0.00	\$0.00	0.00
01 2410 111 000 0000 001	Reg Emp - Teach/Prof - Principal	\$133,256.00	\$13,210.17	\$105,681.36	79.31
01 2410 111 000 0000 002	Reg Emp - Teach/Prof - Principal	\$169,365.00	\$12,008.27	\$96,066.16	56.72

Account Number	Account Description	Revised Budget	Expended During Month	Expenditures to Date	% of Budget
01 2410 111 000 1190 002	Reg Emp - Teach/Prof - Principal - EC	\$0.00	\$0.00	\$0.00	0.00
01 2410 120 000 0000 001	Temp Emp-Non Instr-Principal Office	\$0.00	\$0.00	\$0.00	0.00
01 2410 120 000 0000 002	Temp Emp-Non Instr-Principal Office	\$0.00	\$0.00	\$1,218.66	0.00
01 2410 130 000 0000 001	Office of the Principal - OT	\$2,000.00	\$95.98	\$1,977.71	98.89
01 2410 130 000 0000 002	OT Non-Instr - Office of Principal	\$1,000.00	\$61.72	\$744.52	74.45
01 2410 150 000 0000 001	Reg Emp - Non-Instr - Principal Office	\$0.00	\$0.00	\$0.00	0.00
01 2410 150 000 0000 002	Reg Emp - Non-Instr - Principal Office	\$0.00	\$0.00	\$0.00	0.00
01 2410 210 000 0000 001	Group Insurance - Non Instructional	\$7,440.00	\$794.16	\$6,353.37	85.39
01 2410 210 000 0000 002	Group Insurance - Non Instructional	\$7,224.00	\$698.22	\$5,608.95	77.64
01 2410 210 019 0000 001	Group Ins-NonInstr-COVID19	\$0.00	\$0.00	\$0.00	0.00
01 2410 210 019 0000 002	Group Ins-NonInstr-COVID19	\$0.00	\$0.00	\$0.00	0.00
01 2410 211 000 0000 001	Group Insurance Teach/Prof	\$24,840.00	\$2,474.51	\$19,796.08	79.69
01 2410 211 000 0000 002	Group Insurance Teach/Prof	\$34,548.00	\$2,474.52	\$19,796.16	57.30
01 2410 211 000 1190 002	Group Ins - Office of Princ - PreSchool	\$0.00	\$0.00	\$0.00	0.00
01 2410 220 000 0000 001	Social Security - Non-Instructional	\$1,948.00	\$218.78	\$1,771.08	90.92
01 2410 220 000 0000 002	Social Security - Non-Instructional	\$1,513.00	\$142.04	\$1,268.48	83.84
01 2410 220 019 0000 001	Soc Sec-NonInstr Aides-COVID19	\$0.00	\$0.00	\$0.00	0.00
01 2410 220 019 0000 002	Soc Sec-NonInstr-COVID19	\$0.00	\$0.00	\$0.00	0.00
01 2410 221 000 0000 001	Social Security - Principal	\$9,701.00	\$981.23	\$7,849.84	80.92
01 2410 221 000 0000 002	Social Security - Principal	\$12,675.00	\$916.97	\$7,193.92	56.76
01 2410 221 000 1190 002	Social Security - Principal - Preschool	\$0.00	\$0.00	\$0.00	0.00
01 2410 230 000 0000 001	Retirement - Non-Instructional	\$1,872.00	\$206.01	\$1,721.39	91.95
01 2410 230 000 0000 002	Retirement - Non-Instructional	\$2,033.00	\$201.52	\$1,649.79	81.15
01 2410 230 019 0000 001	Ret-NonInstr-COVID19	\$0.00	\$0.00	\$0.00	0.00
01 2410 230 019 0000 002	Ret-NonInstr-COVID19	\$0.00	\$0.00	\$0.00	0.00
01 2410 231 000 0000 001	Retirement - Principal	\$9,798.00	\$971.32	\$7,770.56	79.31
01 2410 231 000 0000 002	Retirement - Principal	\$12,453.00	\$882.94	\$7,063.53	56.72
01 2410 231 000 1190 002	Retirement - Office of Princ - PreSchool	\$0.00	\$0.00	\$0.00	0.00
01 2410 237 000 0000 001	Increased Retirement - Principal	\$4,008.00	\$404.29	\$3,259.57	81.33
01 2410 237 000 0000 002	Increased Retirement - Principal	\$4,975.00	\$372.41	\$2,992.21	60.14
01 2410 237 000 1190 002	Inc Ret - Office of Princ - PreSchool	\$0.00	\$0.00	\$0.00	0.00
01 2410 237 019 0000 001	Inc Ret-Princ-COVID19	\$0.00	\$0.00	\$0.00	0.00
01 2410 237 019 0000 002	Inc Ret-Princ-COVID19	\$0.00	\$0.00	\$0.00	0.00
01 2410 280 000 0000 002	HSA Deduction Non-Instr	\$862.00	\$83.84	\$670.72	77.81
01 2410 280 019 0000 002	HSA-NonInstr-COVID19	\$0.00	\$0.00	\$0.00	0.00
01 2410 281 000 0000 002	HSA Deduction - Principal	\$0.00	\$0.00	\$0.00	0.00

Account Number	Account Description	Revised Budget	Expended During Month	Expenditures to Date	% of Budget
01 2410 330 000 0000 002	Empl Training & Development	\$300.00	\$0.00	\$0.00	0.00
01 2410 580 000 0000 001	Travel Trans, Meals, Hotel Principal	\$0.00	\$0.00	\$0.00	0.00
01 2410 580 000 0000 002	Travel Trans, Meals, Hotel Principal	\$500.00	\$0.00	\$0.00	0.00
01 2410 610 000 0000 000	Supplies Office of Principal	\$100.00	\$0.00	\$0.00	0.00
01 2410 610 000 0000 001	Supplies Office of Principal	\$500.00	\$288.10	\$830.38	188.86
01 2410 610 000 0000 002	Supplies Office of the Principal	\$500.00	\$0.00	\$0.00	0.00
01 2410 643 000 0000 000	Web/Cloud Based Software	\$0.00	\$0.00	\$0.00	0.00
01 2410 650 000 0000 001	Supplies Technology Related Principal	\$0.00	\$0.00	\$0.00	0.00
01 2410 650 000 0000 002	Supplies Technology Related Principal	\$0.00	\$0.00	\$0.00	0.00
01 2410 810 000 0000 001	Dues & Fees Principal	\$600.00	\$0.00	\$0.00	0.00
01 2410 810 000 0000 002	Dues & Fees Principal	\$800.00	\$0.00	\$0.00	0.00
2410	Office of the Principal	\$497,923.00	\$42,871.64	\$344,410.95	69.19
01 2490 111 000 0000 000	Reg Emp - Teach/Prof - Other Admin	\$0.00	\$0.00	\$0.00	0.00
01 2490 111 000 0000 001	Reg Emp - Teach/Prof - Other Admin	\$73,927.00	\$6,160.60	\$49,284.80	66.67
01 2490 111 000 0000 002	Reg Emp - Teach/Prof - Other Admin	\$18,482.00	\$1,540.15	\$12,321.20	66.67
01 2490 211 000 0000 000	Group Ins - Activity/Athletic Director	\$0.00	\$0.00	\$0.00	0.00
01 2490 211 000 0000 001	Soc Sec - Activity/Athletic Director	\$516.00	\$43.00	\$344.00	66.67
01 2490 211 000 0000 002	Soc Sec - Activity/Athletic Director	\$129.00	\$10.75	\$86.00	66.67
01 2490 221 000 0000 000	Soc Sec - Activity/Athletic Director	\$0.00	\$0.00	\$0.00	0.00
01 2490 221 000 0000 001	Soc Sec - Activity/Athletic Director	\$5,542.00	\$461.85	\$3,694.80	66.67
01 2490 221 000 0000 002	Soc Sec - Activity/Athletic Director	\$1,386.00	\$115.46	\$923.68	66.64
01 2490 231 000 0000 000	Ret - Activity/Athletic Director	\$0.00	\$0.00	\$0.00	0.00
01 2490 231 000 0000 001	Ret - Activity/Athletic Director	\$5,436.00	\$452.97	\$3,623.79	66.66
01 2490 231 000 0000 002	Ret - Activity/Athletic Director	\$1,359.00	\$113.24	\$905.92	66.66
01 2490 237 000 0000 000	Inc Ret - Activity/Athletic Director	\$0.00	\$0.00	\$0.00	0.00
01 2490 237 000 0000 001	Soc Sec - Activity/Athletic Director	\$1,867.00	\$155.56	\$1,244.46	66.66
01 2490 237 000 0000 002	Soc Sec - Activity/Athletic Director	\$467.00	\$38.89	\$311.12	66.62
01 2490 610 000 0000 001	General Supplies School Admin Other	\$1,300.00	\$0.00	\$319.00	24.54
01 2490 610 019 0000 001	General Supplies School Admin Other	\$0.00	\$0.00	\$0.00	0.00
01 2490 810 000 0000 000	Dues and Fees Activity/Athletic Dir	\$0.00	\$0.00	\$0.00	0.00
2490	Activity/Athletic Director	\$110,411.00	\$9,092.47	\$73,058.77	66.17
01 2510 110 000 0000 000	Reg Emp - Non-Instr - District Office	\$114,566.00	\$8,448.43	\$71,829.00	62.70
01 2510 110 019 0000 000	Reg Emp-NonInstr-DistOff-COVID19	\$0.00	\$0.00	\$0.00	0.00
01 2510 130 000 0000 000	OT Non-Instr - Fiscal Services	\$4,000.00	\$462.87	\$3,847.98	96.20
01 2510 210 000 0000 000	Group Insurance - Non Instructional	\$24,615.00	\$2,189.22	\$17,513.76	71.15
01 2510 210 019 0000 000	Group Ins-NonInstr-COVID19	\$0.00	\$0.00	\$0.00	0.00

Account Number	Account Description	Revised Budget	Expended During Month	Expenditures to Date	% of Budget
01 2510 211 000 0000 001	Group Ins Teach/Prof Fiscal Services	\$0.00	\$0.00	\$0.00	0.00
01 2510 211 000 0000 002	Group Ins Teach/Prof Fiscal Services	\$0.00	\$0.00	\$0.00	0.00
01 2510 220 000 0000 000	Social Security - Non-Instructional	\$8,079.00	\$625.99	\$5,343.10	66.14
01 2510 220 019 0000 000	Soc Sec-NonInstr-COVID19	\$0.00	\$0.00	\$0.00	0.00
01 2510 221 000 0000 001	Social Security - Fiscal Services	\$0.00	\$0.00	\$0.00	0.00
01 2510 221 000 0000 002	Social Security - Fiscal Services	\$0.00	\$0.00	\$0.00	0.00
01 2510 222 000 0000 001	Social Security Instr Aides	\$0.00	\$0.00	\$0.00	0.00
01 2510 222 000 0000 002	Social Security Instr Aides	\$0.00	\$0.00	\$0.00	0.00
01 2510 230 000 0000 000	Retirement - Non-Instructional	\$8,424.00	\$655.24	\$5,564.41	66.05
01 2510 230 019 0000 000	Ret-NonInstr-COVID19	\$0.00	\$0.00	\$0.00	0.00
01 2510 231 000 0000 001	Retirement - Fiscal Services	\$0.00	\$0.00	\$0.00	0.00
01 2510 231 000 0000 002	Retirement - Fiscal Services	\$0.00	\$0.00	\$0.00	0.00
01 2510 232 000 0000 001	Retirement - Fiscal Services	\$0.00	\$0.00	\$0.00	0.00
01 2510 232 000 0000 002	Retirement - Fiscal Services	\$0.00	\$0.00	\$0.00	0.00
01 2510 237 000 0000 000	Increased Retirement - Fiscal Services	\$2,893.00	\$225.01	\$1,910.85	66.05
01 2510 237 000 0000 001	Increased Retirement - Fiscal Services	\$0.00	\$0.00	\$0.00	0.00
01 2510 237 000 0000 002	Increased Retirement - Fiscal Services	\$0.00	\$0.00	\$0.00	0.00
01 2510 237 019 0000 000	Inc Ret-DistOff-COVID19	\$0.00	\$0.00	\$0.00	0.00
01 2510 280 000 0000 000	Health Benefits (HSA) Non-Instr	\$2,323.00	\$207.09	\$1,656.72	71.32
01 2510 280 019 0000 000	HSA-NonInstr-COVID19	\$0.00	\$0.00	\$0.00	0.00
01 2510 281 000 0000 001	HSA Deduction Fiscal Services	\$0.00	\$0.00	\$0.00	0.00
01 2510 281 000 0000 002	HSA Deduction Fiscal Services	\$0.00	\$0.00	\$0.00	0.00
01 2510 290 000 0000 000	Other Benefits Non-Instructional	\$50.00	\$0.00	\$0.00	0.00
01 2510 315 000 0000 000	Accounting/Auditing Services	\$17,000.00	\$0.00	\$15,550.00	91.47
01 2510 330 000 0000 000	Emp Trng & Develop Serv Fiscal Serv	\$0.00	\$0.00	\$0.00	0.00
01 2510 350 000 0000 000	Technical Services - Oper of Business	\$100.00	\$0.00	\$0.00	0.00
01 2510 350 000 0000 001	Technical Services - Oper of Business	\$500.00	\$7.50	\$217.00	43.40
01 2510 350 000 0000 002	Technical Services - Oper of Business	\$500.00	\$32.50	\$316.00	63.20
01 2510 350 000 1118 001	Technical Services- FCS	\$0.00	\$0.00	\$135.00	0.00
01 2510 350 000 1190 002	Technical Services PreSchool	\$0.00	\$0.00	\$0.00	0.00
01 2510 352 000 0000 002	Other Prof Services-Oper of Business	\$0.00	\$0.00	\$0.00	0.00
01 2510 382 000 0000 000	Dist Ed & Telecommunications	\$4,000.00	\$438.90	\$4,727.45	118.19
01 2510 382 000 0000 001	Dist Ed & Telecommunications	\$7,500.00	\$0.00	\$0.00	0.00
01 2510 382 000 0000 002	Dist Ed & Telecommunications	\$3,000.00	\$0.00	\$0.00	0.00
01 2510 531 000 0000 000	Postage	\$3,500.00	\$626.18	\$2,889.03	82.54
01 2510 531 000 0000 001	Postage	\$4,000.00	\$185.41	\$1,749.76	43.74

Account Number	Account Description	Revised Budget	Expended During Month	Expenditures to Date	% of Budget
01 2510 531 000 0000 002	Postage	\$1,500.00	\$54.70	\$540.16	36.01
01 2510 531 000 1141 002	Postage	\$0.00	\$0.00	\$0.00	0.00
01 2510 531 019 0000 000	Postage COVID19	\$0.00	\$0.00	\$0.00	0.00
01 2510 531 019 0000 001	Postage COVID19	\$0.00	\$0.00	\$0.00	0.00
01 2510 580 000 0000 000	Travel Trans, Meals, Hotel	\$0.00	\$0.00	\$0.00	0.00
01 2510 610 000 0000 000	Supplies Fiscal Services	\$1,500.00	\$953.81	\$3,356.13	223.74
01 2510 610 000 0000 001	Supplies Fiscal Services	\$0.00	\$0.00	\$25.91	0.00
01 2510 610 000 0000 002	Supplies Fiscal Services	\$0.00	\$0.00	\$0.00	0.00
01 2510 640 000 0000 001	Books & Periodicals Fiscal Services	\$0.00	\$0.00	\$0.00	0.00
01 2510 640 000 0000 002	Books & Periodicals Fiscal Services	\$0.00	\$0.00	\$0.00	0.00
01 2510 643 000 0000 000	Web Based Software Fiscal Serv	\$4,500.00	\$550.00	\$5,670.00	126.00
01 2510 643 000 0000 001	Web Based Software Fiscal Serv	\$0.00	\$0.00	\$0.00	0.00
01 2510 643 000 0000 002	Web Based Software Fiscal Serv	\$0.00	\$0.00	\$0.00	0.00
01 2510 650 000 0000 001	Supplies Tech Related Fiscal Serv	\$0.00	\$0.00	\$0.00	0.00
01 2510 650 000 0000 002	Supplies Tech Related Fiscal Serv	\$0.00	\$0.00	\$0.00	0.00
01 2510 810 000 0000 000	Dues and Fees	\$0.00	\$0.00	\$0.00	0.00
01 2510 810 000 0000 001	Dues & Fees Fiscal Services	\$0.00	\$0.00	\$0.00	0.00
01 2510 810 000 0000 002	Dues & Fees Fiscal Services	\$0.00	\$0.00	\$0.00	0.00
01 2510 890 000 0000 000	Miscellaneous Expenditures	\$0.00	\$0.00	\$0.00	0.00
01 2510 890 000 0000 001	Misc Exp Fiscal Services	\$0.00	\$0.00	\$0.00	0.00
2510	Fiscal Services	\$212,550.00	\$15,662.85	\$142,842.26	67.20
01 2520 333 000 0000 000	Mileage Paid to Staff	\$200.00	\$0.00	\$0.00	0.00
2520	Purchasing, Warehousing & Duplicating	\$200.00	\$0.00	\$0.00	0.00
01 2530 442 000 0000 000	Rentals of Equip & Vehicles	\$10,000.00	\$989.00	\$7,912.00	79.12
01 2530 442 000 0000 001	Rentals of Equip & Vehicles	\$500.00	\$0.00	\$0.00	0.00
01 2530 442 000 0000 002	Rentals of Equip & Vehicles	\$500.00	\$0.00	\$0.00	0.00
01 2530 610 000 0000 000	General Supplies Printing Publishing	\$0.00	\$0.00	\$0.00	0.00
2530	Printing Publishing & Duplicating Serv	\$11,000.00	\$989.00	\$7,912.00	71.93
01 2540 330 000 0000 000	Employee Training & Develop Services	\$0.00	\$0.00	\$0.00	0.00
2540	Planning Research Devel & Eval Serv	\$0.00	\$0.00	\$0.00	0.00
01 2560 643 000 0000 000	Web/Cloud Software Public Info Serv	\$0.00	\$0.00	\$0.00	0.00
01 2560 643 000 0000 001	Web/Cloud Software Public Info Serv	\$0.00	\$0.00	\$0.00	0.00
2560	Public Information Services	\$0.00	\$0.00	\$0.00	0.00
01 2570 330 000 0000 000	Emp Trng & Devel Serv Personnel	\$0.00	\$0.00	\$2,150.00	0.00
01 2570 580 000 0000 000	Travel Tran Meals Hotel Pers Serv	\$0.00	\$0.00	\$0.00	0.00
01 2570 610 000 0000 000	General Supplies Personnel Services	\$400.00	\$0.00	\$1,609.23	402.31

Account Number	Account Description	Revised Budget	Expended During Month	Expenditures to Date	% of Budget
01 2570 610 000 1196 000	General Supplies Wellness Incentive	\$200.00	\$0.00	\$637.83	318.92
01 2570 810 000 0000 000	Dues and Fees Personnal Services	\$0.00	\$0.00	\$0.00	0.00
2570	Personnel Services	\$600.00	\$0.00	\$4,397.06	732.84
01 2590 110 000 0000 000	Reg Emp - Non-Instr - Other Office	\$12,488.00	\$1,184.10	\$9,662.75	77.38
01 2590 110 019 0000 000	Reg Emp-NonInstr-Other-COVID19	\$0.00	\$0.00	\$0.00	0.00
01 2590 130 000 0000 000	OT Non-Instr Central Services	\$500.00	\$4.92	\$177.72	35.54
01 2590 150 000 0000 000	Reg Emp - Non-Instr - Other Office	\$0.00	\$0.00	\$0.00	0.00
01 2590 210 000 0000 000	Group Ins - Central Services	\$3,411.00	\$303.38	\$2,426.96	71.15
01 2590 210 019 0000 000	Group Ins-NonInstr-COVID19	\$0.00	\$0.00	\$0.00	0.00
01 2590 220 000 0000 000	Soc Sec - Central Services	\$701.00	\$62.46	\$526.92	75.17
01 2590 220 019 0000 000	Soc Sec-NonInstr-COVID19	\$0.00	\$0.00	\$0.00	0.00
01 2590 230 000 0000 000	Retirement - Central Services	\$918.00	\$87.43	\$723.57	78.82
01 2590 230 019 0000 000	Ret-NonInstr-COVID19	\$0.00	\$0.00	\$0.00	0.00
01 2590 237 000 0000 000	Inc Retirement - Central Services	\$315.00	\$30.03	\$248.48	78.88
01 2590 237 019 0000 000	Inc Ret-DistOff-COVID19	\$0.00	\$0.00	\$0.00	0.00
01 2590 280 000 0000 000	HSA	\$470.00	\$41.92	\$335.34	71.35
01 2590 280 019 0000 000	HSA-NonInstr-COVID19	\$0.00	\$0.00	\$0.00	0.00
01 2590 290 000 0000 000	Other Benefit - Non-Instr - Other Office	\$75.00	\$0.00	\$30.00	40.00
2590	Central Services - Other	\$18,878.00	\$1,714.24	\$14,131.74	74.86
01 2610 110 000 0000 000	Reg Emp - Non-Instr - Op of Bldgs	\$0.00	\$1,245.51	\$11,052.04	0.00
01 2610 110 000 0000 001	Reg Emp - Non-Instr - Op of Bldgs	\$151,021.00	\$12,319.03	\$86,783.11	57.46
01 2610 110 000 0000 002	Reg Emp - Non-Instr - Op of Bldgs	\$125,973.00	\$10,822.88	\$79,226.08	62.89
01 2610 110 019 0000 000	Reg Emp-Op of Bldgs-COVID19	\$0.00	\$0.00	\$0.00	0.00
01 2610 110 019 0000 001	Reg Emp-Op of Bldgs-COVID19	\$0.00	\$226.37	\$5,770.19	0.00
01 2610 110 019 0000 002	Reg Emp-Op of Bldgs-COVID19	\$0.00	\$0.00	\$2,845.85	0.00
01 2610 111 000 0000 001	Reg Emp - Teach/Prof - Op Bldgs	\$0.00	\$0.00	\$0.00	0.00
01 2610 111 000 0000 002	Reg Emp - Teach/Prof - Op Bldgs	\$0.00	\$0.00	\$0.00	0.00
01 2610 120 000 0000 001	Temp Emp - Non-Instr - Op Bldgs	\$1,000.00	\$0.00	\$0.00	0.00
01 2610 120 000 0000 002	Temp Emp - Non-Instr - Op Bldgs	\$2,000.00	\$0.00	\$491.04	24.55
01 2610 122 000 0000 001	Temp Emp Instr Aide Oper of Bldg	\$0.00	\$0.00	\$0.00	0.00
01 2610 122 000 0000 002	Temp Emp Instr Aide Oper of Bldg	\$250.00	\$0.00	\$0.00	0.00
01 2610 123 000 0000 001	Temp Emp Teach/Prof Oper of Bldg	\$0.00	\$0.00	\$0.00	0.00
01 2610 123 000 0000 002	Temp Emp Teach/Prof Oper of Bldg	\$0.00	\$0.00	\$0.00	0.00
01 2610 130 000 0000 000	Custodial Services - OT	\$250.00	\$0.00	\$388.82	155.53
01 2610 130 000 0000 001	Custodial Services - OT	\$10,000.00	\$1,481.59	\$21,924.21	219.24
01 2610 130 000 0000 002	Custodial Services - OT	\$6,000.00	\$935.19	\$10,993.36	183.22

EXPENDITURE REPORT

April, 2021

Account Number	Account Description	Revised Budget	Expended During Month	Expenditures to Date	% of Budget
01 2610 150 000 0000 001	Reg Emp - Non-Instr - Other Office	\$0.00	\$0.00	\$349.38	0.00
01 2610 150 000 0000 002	Reg Emp - Non-Instr - Other Office	\$0.00	\$0.00	\$0.00	0.00
01 2610 210 000 0000 000	Group Ins - Operation of Bldgs	\$0.00	\$0.00	\$2,322.62	0.00
01 2610 210 000 0000 001	Group Insurance - Non Instructional	\$23,289.00	\$2,417.03	\$16,919.24	72.65
01 2610 210 000 0000 002	Group Insurance - Non Instructional	\$36,991.00	\$3,469.28	\$24,663.07	66.67
01 2610 210 019 0000 000	Group Ins-NonInstr-COVID19	\$0.00	\$0.00	\$0.00	0.00
01 2610 210 019 0000 001	Group Ins-NonInstr-COVID19	\$0.00	\$0.00	\$0.00	0.00
01 2610 210 019 0000 002	Group Ins-NonInstr-COVID19	\$0.00	\$0.00	\$0.00	0.00
01 2610 211 000 0000 001	Group Ins Teach/Prof Oper of Bldg	\$0.00	\$0.00	\$0.00	0.00
01 2610 211 000 0000 002	Group Ins Teach/Prof Oper of Bldg	\$0.00	\$0.00	\$0.00	0.00
01 2610 220 000 0000 000	Soc Sec - Operation of Bldgs	\$0.00	\$95.28	\$866.89	0.00
01 2610 220 000 0000 001	Social Security - Non-Instructional	\$11,401.00	\$1,051.90	\$8,299.99	72.80
01 2610 220 000 0000 002	Social Security - Non-Instructional	\$8,933.00	\$865.34	\$6,687.76	74.87
01 2610 220 019 0000 000	Soc Sec-NonInstr-COVID19	\$0.00	\$0.00	\$0.00	0.00
01 2610 220 019 0000 001	Soc Sec-NonInstr-COVID19	\$0.00	\$17.31	\$441.41	0.00
01 2610 220 019 0000 002	Soc Sec-NonInstr-COVID19	\$0.00	\$0.00	\$217.71	0.00
01 2610 221 000 0000 001	Social Security - Operation of Bldgs	\$0.00	\$0.00	\$0.00	0.00
01 2610 221 000 0000 002	Social Security - Operation of Bldgs	\$0.00	\$0.00	\$0.00	0.00
01 2610 222 000 0000 002	Soc Sec - Operation of Bldgs	\$0.00	\$0.00	\$0.00	0.00
01 2610 230 000 0000 000	Ret - Operation of Bldgs	\$0.00	\$91.59	\$803.30	0.00
01 2610 230 000 0000 001	Retirement - Non-Instructional	\$9,352.00	\$927.73	\$7,375.47	78.87
01 2610 230 000 0000 002	Retirement - Non-Instructional	\$8,948.00	\$696.21	\$6,274.82	70.13
01 2610 230 019 0000 000	Ret-NonInstr-COVID19	\$0.00	\$0.00	\$0.00	0.00
01 2610 230 019 0000 001	Ret-NonInstr-COVID19	\$0.00	\$0.00	\$0.00	0.00
01 2610 230 019 0000 002	Ret-NonInstr-COVID19	\$0.00	\$0.00	\$0.00	0.00
01 2610 231 000 0000 001	Retirement - Oper of Bldgs	\$0.00	\$0.00	\$0.00	0.00
01 2610 231 000 0000 002	Retirement - Oper of Bldgs	\$0.00	\$0.00	\$0.00	0.00
01 2610 237 000 0000 000	Inc Ret - Operation of Bldgs	\$0.00	\$31.44	\$275.87	0.00
01 2610 237 000 0000 001	Increased Retirement - Oper of Bldgs	\$3,212.00	\$318.59	\$2,532.81	78.85
01 2610 237 000 0000 002	Increased Retirement - Oper of Bldgs	\$3,073.00	\$239.08	\$2,154.79	70.12
01 2610 237 019 0000 000	Inc Ret-Princ-COVID19	\$0.00	\$0.00	\$0.00	0.00
01 2610 237 019 0000 001	Inc Ret-Princ-COVID19	\$0.00	\$0.00	\$0.00	0.00
01 2610 237 019 0000 002	Inc Ret-Princ-COVID19	\$0.00	\$0.00	\$0.00	0.00
01 2610 290 000 0000 000	Other Benefits Non-Instr Oper of Bldg	\$0.00	\$0.00	\$0.00	0.00
01 2610 290 000 0000 001	Other Benefits Non-Instr Oper of Bldg	\$1,000.00	\$0.00	\$0.00	0.00
01 2610 290 000 0000 002	Other Benefits Non-Instr Oper of Bldg	\$1,000.00	\$0.00	\$0.00	0.00

Account Number	Account Description	Revised Budget	Expended During Month	Expenditures to Date	% of Budget
01 2610 330 000 0000 000	Employee Trng & Development Serv	\$0.00	\$0.00	\$0.00	0.00
01 2610 350 000 0000 001	Technical Services - Oper of Bldgs	\$0.00	\$0.00	\$0.00	0.00
01 2610 350 000 0000 002	Technical Services - Oper of Bldgs	\$0.00	\$0.00	\$0.00	0.00
01 2610 352 000 0000 000	Other Prof Services - Oper of Bldgs	\$500.00	\$0.00	\$0.00	0.00
01 2610 352 000 0000 001	Other Prof Services - Oper of Bldgs	\$8,000.00	\$300.00	\$640.00	8.00
01 2610 352 000 0000 002	Other Prof Services - Oper of Bldgs	\$8,000.00	\$0.00	\$350.00	4.38
01 2610 410 000 0000 000	Water & Sewage	\$6,000.00	\$240.55	\$2,632.80	43.88
01 2610 410 000 0000 001	Water & Sewage	\$24,000.00	\$1,488.72	\$15,914.33	66.31
01 2610 410 000 0000 002	Water & Sewage	\$15,000.00	\$1,037.40	\$8,637.42	57.58
01 2610 441 000 1180 001	Rentals of Land & Buildings	\$0.00	\$0.00	\$750.00	0.00
01 2610 442 000 0000 000	Rentals of Equip & Vehicles	\$0.00	\$0.00	\$0.00	0.00
01 2610 520 000 0000 000	Insurance Operation of Bldg	\$85,000.00	\$0.00	\$4,969.00	5.85
01 2610 520 000 1740 001	Insurance MacBook	\$10,000.00	\$0.00	\$0.00	0.00
01 2610 580 000 0000 001	Travel Trans, Meals, Hotel Custodial	\$0.00	\$0.00	\$0.00	0.00
01 2610 580 000 0000 002	Travel Trans, Meals, Hotel Custodial	\$0.00	\$0.00	\$0.00	0.00
01 2610 610 000 0000 000	Supplies Oper of Bldgs	\$5,000.00	\$0.00	\$7,316.73	146.33
01 2610 610 000 0000 001	Supplies Operation of Bldgs	\$40,000.00	\$1,789.78	\$19,828.01	50.23
01 2610 610 000 0000 002	Supplies Operation of Bldgs	\$23,000.00	\$8,470.88	\$23,765.66	103.33
01 2610 610 019 0000 000	Supplies Oper of Bldgs COVID 19	\$0.00	\$2,326.40	\$8,687.32	0.00
01 2610 610 019 0000 001	Supplies Oper of Bldgs COVID 19	\$0.00	\$312.00	\$867.72	0.00
01 2610 610 019 0000 002	Supplies Oper of Bldgs COVID 19	\$0.00	\$0.00	\$290.88	0.00
01 2610 621 000 0000 000	Utility Energy Services	\$20,000.00	\$518.15	\$3,571.34	17.86
01 2610 621 000 0000 001	Utility Energy Services	\$105,000.00	\$11,971.34	\$76,201.00	72.57
01 2610 621 000 0000 002	Utility Energy Services	\$86,000.00	\$7,627.43	\$47,410.40	55.13
01 2610 622 000 0000 000	Electricity	\$0.00	\$0.00	\$252.00	0.00
01 2610 622 000 0000 001	Electricity	\$0.00	\$0.00	\$0.00	0.00
01 2610 622 000 0000 002	Electricity	\$0.00	\$0.00	\$0.00	0.00
2610	Operation of Buildings	\$839,193.00	\$73,334.00	\$521,744.44	62.20
01 2620 110 000 0000 000	Reg Emp - Non-Instr - Maint of Bldgs	\$27,768.00	\$1,542.67	\$12,341.36	44.44
01 2620 150 000 0000 000	Reg Emp - Non-Instr - Maint of Bldgs	\$8,005.00	\$0.00	\$805.98	10.07
01 2620 210 000 0000 000	Group Ins - Maintenance of Bldgs	\$242.00	\$13.43	\$112.10	46.32
01 2620 220 000 0000 000	Social Security - Maint of Bldgs	\$2,659.00	\$114.00	\$971.87	36.55
01 2620 230 000 0000 000	Ret - Maintenance of Bldgs	\$2,630.00	\$113.43	\$966.71	36.76
01 2620 237 000 0000 000	Inc Ret - Maintenance of Bldgs	\$903.00	\$38.95	\$331.95	36.76
01 2620 290 000 0000 000	Other Prof Services-Maint of Bldgs	\$0.00	\$15.00	\$120.00	0.00
01 2620 350 000 0000 001	Technical Services - Maint of Bldgs	\$0.00	\$0.00	\$430.00	0.00

Account Number	Account Description	Revised Budget	Expended During Month	Expenditures to Date	% of Budget
01 2620 350 000 0000 002	Technical Services - Maint of Bldgs	\$0.00	\$0.00	\$75.00	0.00
01 2620 352 000 0000 000	Other Prof Services-Maint of Bldgs	\$2,000.00	\$0.00	\$1,625.00	81.25
01 2620 352 000 0000 001	Other Prof Services Maint of Bldg	\$23,000.00	\$3,569.75	\$11,071.75	48.14
01 2620 352 000 0000 002	Other Prof Services - Maint of Bldgs	\$23,000.00	\$2,670.00	\$16,096.75	69.99
01 2620 352 000 1102 001	Other Prof Services Greenhouse	\$0.00	\$0.00	\$0.00	0.00
01 2620 352 000 1190 002	Other Prof Services Maint of Bldgs	\$0.00	\$0.00	\$0.00	0.00
01 2620 420 000 0000 000	Cleaning Services Maint of Bldgs	\$0.00	\$0.00	\$0.00	0.00
01 2620 441 000 0000 001	Rentals of Land and Buildings	\$0.00	\$0.00	\$0.00	0.00
01 2620 441 000 0000 002	Rentals of Land and Buildings	\$0.00	\$0.00	\$0.00	0.00
01 2620 442 000 0000 000	Rentals of Equip & Vehicles	\$2,000.00	\$0.00	\$2,075.00	103.75
01 2620 520 000 0000 001	Insurance - Maint of Bldg	\$0.00	\$0.00	\$0.00	0.00
01 2620 520 000 0000 002	Insurance - Maint of Bldg	\$0.00	\$0.00	\$0.00	0.00
01 2620 580 000 0000 001	Travel Trans Meals Hotel Maint of Bldg	\$0.00	\$0.00	\$0.00	0.00
01 2620 580 000 0000 002	Travel Trans Meal Hotel Maint of Bldg	\$0.00	\$0.00	\$0.00	0.00
01 2620 610 000 0000 000	Supplies Maint of Bldgs	\$2,000.00	\$0.00	\$1,672.95	83.65
01 2620 610 000 0000 001	Supplies Maint of Bldgs	\$17,500.00	\$982.09	\$10,667.00	60.95
01 2620 610 000 0000 002	Supplies Maint of Bldgs	\$17,500.00	\$52.93	\$6,283.94	35.91
01 2620 643 000 0000 001	Web Based Software Maint of Bldg	\$0.00	\$0.00	\$0.00	0.00
01 2620 643 000 0000 002	Web Based Software Maint of Bldg	\$0.00	\$0.00	\$0.00	0.00
01 2620 650 000 0000 001	Supplies Tech Related Maint of Bldg	\$0.00	\$0.00	\$0.00	0.00
01 2620 650 000 0000 002	Supplies Tech Related Maint of Bldg	\$0.00	\$0.00	\$0.00	0.00
01 2620 720 000 0000 001	Buildings-Acquiring Buildings & Const	\$0.00	\$0.00	\$0.00	0.00
01 2620 733 000 0000 001	Furniture & Fixtures (>\$5,000)	\$0.00	\$0.00	\$0.00	0.00
01 2620 733 000 0000 002	Furniture & Fixtures (>\$5,000)	\$0.00	\$0.00	\$0.00	0.00
01 2620 810 000 0000 001	Dues & Fees Maint of Bldg	\$0.00	\$0.00	\$0.00	0.00
01 2620 810 000 0000 002	Dues & Fees Maint of Bldg	\$0.00	\$0.00	\$0.00	0.00
2620	Maintenance of Buildings	\$129,207.00	\$9,112.25	\$65,647.36	50.81
01 2630 352 000 0000 001	Other Prof Services Care of Grounds	\$1,000.00	\$0.00	\$1,959.00	195.90
01 2630 420 000 0000 000	Care & Upkeep of Grounds	\$45,000.00	\$700.00	\$27,323.00	60.72
01 2630 420 000 0000 001	Care & Upkeep of Grounds	\$0.00	\$0.00	\$6,518.00	0.00
01 2630 420 000 0000 002	Care & Upkeep of Grounds	\$0.00	\$0.00	\$0.00	0.00
01 2630 610 000 0000 000	Supplies Care & Upkeep of Grounds	\$4,000.00	\$0.00	\$2,139.78	53.49
01 2630 610 000 0000 001	Supplies Care & Upkeep of Grounds	\$4,000.00	\$0.00	\$0.00	0.00
01 2630 610 000 0000 002	Supplies Care & Upkeep of Grounds	\$0.00	\$0.00	\$0.00	0.00
2630	Care & Upkeep of Grounds	\$54,000.00	\$700.00	\$37,939.78	70.26
01 2650 350 000 0000 001	Repairs & Maint - Vehicle Oper	\$0.00	\$83.10	\$83.10	0.00

Account Number	Account Description	Revised Budget	Expended During Month	Expenditures to Date	% of Budget
01 2650 350 000 0000 002	Repairs & Maint - Vehicle Oper	\$0.00	\$0.00	\$0.00	0.00
01 2650 350 000 9003 000	Repairs & Maint Services Skid Loader	\$300.00	\$0.00	\$335.00	111.67
01 2650 350 000 9012 001	Repairs & Maint Services #12 Cust	\$50.00	\$0.00	\$35.00	70.00
01 2650 350 000 9013 002	Repairs & Maint Services #13 Cust	\$50.00	\$0.00	\$35.00	70.00
01 2650 352 000 0000 000	Other Prof Services Vehicle Oper	\$0.00	\$0.00	\$0.00	0.00
01 2650 352 000 0000 001	Other Professional Services Vehicles	\$0.00	\$0.00	\$0.00	0.00
01 2650 352 000 9012 001	Other Prof Services Vehicle Maint	\$0.00	\$0.00	\$0.00	0.00
01 2650 352 000 9013 002	Other Prof Services Vehicle Maint	\$0.00	\$0.00	\$0.00	0.00
01 2650 520 000 0000 001	Insurance Vehicle Operation	\$0.00	\$0.00	\$0.00	0.00
01 2650 520 000 0000 002	Insurance Vehicle Operation	\$0.00	\$0.00	\$0.00	0.00
01 2650 610 000 0000 000	General Supplies - Vehicle Oper	\$50.00	\$0.00	\$0.00	0.00
01 2650 610 000 9003 000	General Supplies Skid Loader	\$850.00	\$0.00	\$102.09	12.01
01 2650 610 000 9012 001	General Supplies Veh Operation	\$0.00	\$0.00	\$128.03	0.00
01 2650 610 000 9013 002	General Supplies Elem PU	\$800.00	\$0.00	\$2.00	0.25
01 2650 626 000 0000 000	Gasoline Custodial	\$0.00	\$0.00	\$27.98	0.00
01 2650 626 000 0000 001	Gasoline Custodial	\$0.00	\$0.00	\$0.00	0.00
01 2650 626 000 9003 000	Gasoline - Skid Loader	\$300.00	\$0.00	\$195.21	65.07
01 2650 626 000 9003 001	Gasoline Skid Loader	\$300.00	\$0.00	\$52.05	17.35
01 2650 626 000 9012 001	Gasoline Veh Oper #12 HS PU (Cust)	\$300.00	\$65.42	\$505.53	168.51
01 2650 626 000 9013 002	Gasoline Veh Oper #13 PU (Cust)	\$150.00	\$0.00	\$70.01	46.67
01 2650 890 000 0000 001	Misc Exp Vehicle Operation	\$0.00	\$0.00	\$0.00	0.00
01 2650 890 000 0000 002	Misc Exp Vehicle Operation	\$0.00	\$0.00	\$0.00	0.00
2650	Vehicle Operation, Maint & Purchasing	\$3,150.00	\$148.52	\$1,571.00	49.87
01 2660 350 000 0000 001	Technical Services - Security	\$0.00	\$0.00	\$0.00	0.00
01 2660 350 000 0000 002	Technical Services - Security	\$0.00	\$0.00	\$0.00	0.00
01 2660 352 000 0000 000	Other Professional Services Security	\$0.00	\$0.00	\$0.00	0.00
01 2660 352 000 0000 001	Other Prof Services Security	\$0.00	\$0.00	\$0.00	0.00
01 2660 352 000 0000 002	Other Prof Services Security	\$0.00	\$0.00	\$0.00	0.00
01 2660 580 000 0000 001	Travel Trans, Meals, Hotel Security	\$0.00	\$0.00	\$0.00	0.00
01 2660 580 000 0000 002	Travel Trans, Meals, Hotel Security	\$0.00	\$0.00	\$0.00	0.00
01 2660 610 000 0000 001	Supplies Security	\$0.00	\$0.00	\$0.00	0.00
01 2660 610 000 0000 002	Supplies Security	\$0.00	\$0.00	\$0.00	0.00
01 2660 643 000 0000 000	Web/Cloud Based Software	\$0.00	\$0.00	\$0.00	0.00
01 2660 643 000 0000 001	Web/Cloud Based Software Security	\$0.00	\$0.00	\$0.00	0.00
01 2660 643 000 0000 002	Web/Cloud Based Software Security	\$0.00	\$0.00	\$0.00	0.00
2660	Security	\$0.00	\$0.00	\$0.00	0.00

Account Number	Account Description	Revised Budget	Expended During Month	Expenditures to Date	% of Budget
01 2670 330 000 0000 000	Empl Trng/Development Safety	\$500.00	\$0.00	\$0.00	0.00
01 2670 330 000 0000 002	Empl Trng/Development Safety	\$0.00	\$0.00	\$0.00	0.00
01 2670 350 000 0000 001	Technical Services Safety	\$0.00	\$0.00	\$0.00	0.00
01 2670 352 000 0000 000	Other Prof Services Safety	\$500.00	\$0.00	\$0.00	0.00
01 2670 352 000 0000 001	Other Prof Services Safety	\$500.00	\$0.00	\$0.00	0.00
01 2670 352 000 0000 002	Other Prof Services Safety	\$750.00	\$0.00	\$300.00	40.00
01 2670 382 000 0000 001	Dist Ed & Telecommunications Safety	\$400.00	\$23.12	\$176.37	44.09
01 2670 382 000 0000 002	Dist Ed & Telecommunications Safety	\$400.00	\$70.78	\$469.87	117.47
01 2670 580 000 0000 000	Travel Trans, Meals, Hotel Safety	\$500.00	\$0.00	\$0.00	0.00
01 2670 610 000 0000 000	Supplies Safety	\$22,800.00	\$0.00	\$0.00	0.00
01 2670 610 000 0000 001	Supplies Safety	\$1,750.00	\$0.00	\$0.00	0.00
01 2670 610 000 0000 002	General Supplies Safety	\$200.00	\$0.00	\$0.00	0.00
01 2670 643 000 0000 000	Web/Cloud Based Software Safety	\$0.00	\$0.00	\$0.00	0.00
2670 Safety		\$28,300.00	\$93.90	\$946.24	3.34
01 2710 110 000 0000 002	Van Driver Non Sped	\$0.00	\$0.00	\$0.00	0.00
01 2710 210 000 0000 002	Social Security - Activity	\$0.00	\$0.00	\$0.00	0.00
01 2710 220 000 0000 002	Social Security - Activity	\$0.00	\$0.00	\$0.00	0.00
01 2710 230 000 0000 002	Social Security - Activity	\$0.00	\$0.00	\$0.00	0.00
01 2710 237 000 0000 002	Increased Retirement -Vehicle Oper	\$0.00	\$0.00	\$0.00	0.00
01 2710 330 000 0000 000	Emp Trng Vehicle Operation	\$0.00	\$0.00	\$0.00	0.00
01 2710 332 000 0000 001	Mileage Paid to Parents	\$50,000.00	\$5,378.78	\$36,852.51	73.71
01 2710 332 000 0000 002	Mileage Paid to Parents	\$50,000.00	\$5,291.27	\$37,471.56	74.94
01 2710 332 000 1190 002	Mileage Paid to Parents - PreSchool	\$0.00	\$0.00	\$0.00	0.00
01 2710 332 000 2751 001	Mileage Paid to Parents - Option	\$4,000.00	\$186.73	\$1,158.10	28.95
01 2710 332 000 2751 002	Mileage Paid to Parents - Option	\$9,000.00	\$968.77	\$6,764.77	75.16
01 2710 340 000 0000 000	Other Prof Services Vehicle Oper	\$200.00	\$0.00	\$150.00	75.00
01 2710 350 000 0000 000	Technical Services Vehicle Operation	\$0.00	\$0.00	\$51.00	0.00
01 2710 440 000 0000 001	Rentals Vehicle Operation	\$0.00	\$0.00	\$0.00	0.00
01 2710 520 000 0000 000	Insurance Vehicle Oper Reg Ed	\$0.00	\$0.00	\$0.00	0.00
01 2710 520 000 0000 001	Insurance - Vehicle Oper Reg Ed	\$0.00	\$0.00	\$0.00	0.00
01 2710 580 000 0000 001	Travel Trans Meals Vehicle Oper	\$0.00	\$0.00	\$0.00	0.00
01 2710 580 000 0000 002	Travel Trans Meals Vehicle Oper	\$0.00	\$0.00	\$0.00	0.00
01 2710 626 000 0000 000	Gasoline	\$1,250.00	\$0.00	\$15.31	1.22
01 2710 626 000 0000 001	Gasoline	\$8,400.00	\$860.93	\$5,094.38	60.65
01 2710 626 000 0000 002	Gasoline	\$1,100.00	\$0.00	\$214.54	19.50
01 2710 626 000 9000 001	Gasoline - Activity Bus	\$0.00	\$472.39	\$4,340.59	0.00

Account Number	Account Description	Revised Budget	Expended During Month	Expenditures to Date	% of Budget
01 2710 732 000 0000 000	Vehicle Acquisition Reg Ed	\$0.00	\$0.00	\$0.00	0.00
01 2710 732 000 0000 001	Vehicle Acquisition Reg Ed	\$0.00	\$0.00	\$0.00	0.00
2710	Vehicle Operation Reg Education	\$123,950.00	\$13,158.87	\$92,112.76	74.31
01 2712 110 000 9001 000	Reg Emp-Non-Instr-Veh Op-SA SPED	\$0.00	\$0.00	\$0.00	0.00
01 2712 110 000 9001 001	Reg Emp-Non-Instr-Veh Op-SA SPED	\$0.00	\$0.00	\$1,110.77	0.00
01 2712 110 000 9001 002	Reg Emp-Non-Instr-Veh Op-SA SPED	\$0.00	\$0.00	\$0.00	0.00
01 2712 110 000 9009 000	Reg Emp-Non-Instr-Veh Op-SA SPED	\$0.00	\$0.00	\$0.00	0.00
01 2712 110 000 9018 000	Reg Emp-Non-Instr-Veh Op-SA SPED	\$27,477.00	\$1,245.51	\$7,797.80	28.38
01 2712 110 000 9018 002	Reg Emp-Non-Instr-Veh Op-SA SPED	\$0.00	\$0.00	\$0.00	0.00
01 2712 110 019 9018 000	Reg Emp-Veh Oper-COVID19	\$0.00	\$0.00	\$0.00	0.00
01 2712 120 000 9009 000	Temp Emp-Non Inst-Veh-SA SPED	\$0.00	\$0.00	\$0.00	0.00
01 2712 120 000 9018 000	Reg Emp-Non-Instr-Veh Op-SA SPED	\$0.00	\$0.00	\$0.00	0.00
01 2712 122 000 9009 000	Temp Emp-Inst Aide-Veh SA SPED	\$0.00	\$0.00	\$0.00	0.00
01 2712 130 000 9018 000	OT-Non Inst-Veh Oper-SA SPED	\$1,500.00	\$0.00	\$334.04	22.27
01 2712 210 000 9001 001	Social Security - Non Instr - SA SPED	\$0.00	\$0.00	\$508.79	0.00
01 2712 210 000 9009 000	Group Insurance - Non Instructional	\$0.00	\$0.00	\$0.00	0.00
01 2712 210 000 9018 000	Group Ins - Van Driver SPED SA	\$7,763.00	\$0.00	\$1,130.28	14.56
01 2712 210 000 9018 002	Group Ins-Non Inst-Veh SA SPED	\$0.00	\$0.00	\$0.00	0.00
01 2712 210 019 9018 000	Group Ins-NonInstr-COVID19	\$0.00	\$0.00	\$0.00	0.00
01 2712 211 000 9009 000	Group Ins-Teach/Prof Veh SA SPED	\$0.00	\$0.00	\$0.00	0.00
01 2712 220 000 9001 000	Social Security - Non Instr - SA SPED	\$0.00	\$0.00	\$0.00	0.00
01 2712 220 000 9001 001	Social Security - Non Instr - SA SPED	\$0.00	\$0.00	\$68.32	0.00
01 2712 220 000 9001 002	Social Security - Non Instr - SA SPED	\$0.00	\$0.00	\$0.00	0.00
01 2712 220 000 9009 000	Social Security - Non-Instructional	\$0.00	\$0.00	\$0.00	0.00
01 2712 220 000 9018 000	Soc Sec - Van Driver SPED SA	\$2,073.00	\$95.28	\$619.94	29.91
01 2712 220 000 9018 002	Soc Sec-Non Instr SA SPED	\$0.00	\$0.00	\$0.00	0.00
01 2712 220 019 9018 000	Soc Sec-NonInstr-COVID19	\$0.00	\$0.00	\$0.00	0.00
01 2712 221 000 9009 000	Social Security - Veh Oper SA SPED	\$0.00	\$0.00	\$0.00	0.00
01 2712 230 000 9001 000	Social Security - Non Instr - SA Sped	\$0.00	\$0.00	\$0.00	0.00
01 2712 230 000 9001 001	Social Security - Non Instr - SA SPED	\$0.00	\$0.00	\$81.67	0.00
01 2712 230 000 9001 002	Retirement-Non Instr Aides Veh SA Sped	\$0.00	\$0.00	\$0.00	0.00
01 2712 230 000 9009 000	Retirement - Non-Instructional	\$0.00	\$0.00	\$0.00	0.00
01 2712 230 000 9018 000	Ret - Van Driver SPED SA	\$2,020.00	\$91.57	\$583.51	28.89
01 2712 230 000 9018 002	Retirement Non Inst SA SPED	\$0.00	\$0.00	\$0.00	0.00
01 2712 230 019 9018 000	Ret-NonInstr-COVID19	\$0.00	\$0.00	\$0.00	0.00
01 2712 231 000 9009 000	Retirement - Vehicle Oper SA SPED	\$0.00	\$0.00	\$0.00	0.00

Account Number	Account Description	Revised Budget	Expended During Month	Expenditures to Date	% of Budget
01 2712 237 000 9001 000	Increased Retire - Non Instr - SA Sped	\$0.00	\$0.00	\$0.00	0.00
01 2712 237 000 9001 001	Social Security - Non Instr - SA SPED	\$0.00	\$0.00	\$28.05	0.00
01 2712 237 000 9001 002	Incr Ret-Non Instr Aides SA Sped	\$0.00	\$0.00	\$0.00	0.00
01 2712 237 000 9009 000	Increased Retirement Veh Oper SPED	\$0.00	\$0.00	\$0.00	0.00
01 2712 237 000 9018 000	Increased Retirement Veh Oper SPED	\$694.00	\$31.46	\$200.37	28.87
01 2712 237 000 9018 002	Increased Retirement Veh Oper SPED	\$0.00	\$0.00	\$0.00	0.00
01 2712 237 019 9018 000	Inc Ret-Princ-COVID19	\$0.00	\$0.00	\$0.00	0.00
01 2712 290 000 9018 000	Other Benefits-Non Instr SA SPED	\$0.00	\$0.00	\$75.00	0.00
01 2712 330 000 0000 000	Employee Trng & Dev Services SA SPED	\$0.00	\$0.00	\$225.00	0.00
01 2712 332 000 0000 001	Mileage Paid to Parents - SPED	\$0.00	\$0.00	\$0.00	0.00
01 2712 332 000 0000 002	Mileage Paid to Parents - SPED	\$2,000.00	\$0.00	\$0.00	0.00
01 2712 520 000 9008 000	Insurance Vehicle Oper SA SPED	\$0.00	\$0.00	\$0.00	0.00
01 2712 520 000 9018 000	Insurance SPED 2017 Ford HC Van	\$0.00	\$0.00	\$0.00	0.00
01 2712 626 000 9001 001	Gasoline	\$0.00	\$23.06	\$144.56	0.00
01 2712 626 000 9001 002	Gasoline	\$0.00	\$23.17	\$200.58	0.00
01 2712 626 000 9008 000	Gasoline	\$700.00	\$0.00	\$0.00	0.00
01 2712 626 000 9008 001	Gasoline 2008 Chevy Van	\$100.00	\$0.00	\$0.00	0.00
01 2712 626 000 9018 000	Gasoline	\$2,200.00	\$192.40	\$1,053.90	47.90
01 2712 732 000 9018 000	Vehicle Acquisition - SPED	\$0.00	\$0.00	\$0.00	0.00
2712	Vehicle Operation-School Age SPED	\$46,527.00	\$1,702.45	\$14,162.58	30.44
01 2713 110 005 0000 002	Reg Emp-Non-Instr Veh Op-0-5 SPED	\$0.00	\$0.00	\$0.00	0.00
01 2713 110 005 9001 002	Reg Emp-Non-Instr-Veh Op 0-5 SPED	\$7,133.00	\$220.18	\$1,582.25	22.18
01 2713 110 019 9001 002	Reg Emp-NonInstr-Veh Op-COVID19	\$0.00	\$0.00	\$0.00	0.00
01 2713 120 005 9001 002	Temp Emp-Non Inst Veh Oper 3-5	\$0.00	\$0.00	\$0.00	0.00
01 2713 122 005 0000 002	Temp Emp Instr Aide SPED 3-5	\$0.00	\$0.00	\$0.00	0.00
01 2713 130 005 0000 002	OT Non-Instr Veh Oper SPED 3-5	\$0.00	\$0.00	\$0.00	0.00
01 2713 130 005 9001 002	OT Non Instr Vech Oper SPED 3-5	\$0.00	\$0.00	\$391.89	0.00
01 2713 211 005 0000 002	Group Ins Teach/Prof Veh SPED 3-5	\$0.00	\$0.00	\$0.00	0.00
01 2713 220 005 0000 002	Soc Sect - Van Driver SPED Below 5	\$0.00	\$0.00	\$0.00	0.00
01 2713 220 005 9001 002	Social Security - Veh Oper SPED 3-5	\$502.00	\$13.18	\$125.33	24.97
01 2713 220 019 9001 002	Soc Sec-NonInstr-COVID19	\$0.00	\$0.00	\$0.00	0.00
01 2713 221 005 0000 002	Social Security - Veh Oper SPED 3-5	\$0.00	\$0.00	\$0.00	0.00
01 2713 230 005 0000 002	Ret - Van Driver SPED Below 5	\$0.00	\$0.00	\$0.00	0.00
01 2713 230 005 9001 002	Retirement - Non Inst Van SPED 3-5	\$525.00	\$16.19	\$145.10	27.64
01 2713 230 019 9001 002	Ret-NonInstr-COVID19	\$0.00	\$0.00	\$0.00	0.00
01 2713 231 005 0000 002	Retirement - Vehicle Oper SPED 3-5	\$0.00	\$0.00	\$0.00	0.00

EXPENDITURE REPORT

April, 2021

Account Number	Account Description	Revised Budget	Expended During Month	Expenditures to Date	% of Budget
01 2713 237 005 0000 002	Inc Retire Vehicle Oper SPED 3-5	\$0.00	\$0.00	\$0.00	0.00
01 2713 237 005 9001 002	Inc Retire Vehicle Oper SPED 3-5	\$180.00	\$5.56	\$49.86	27.70
01 2713 237 019 9001 002	Inc Ret-Veh Op-COVID19	\$0.00	\$0.00	\$0.00	0.00
01 2713 330 005 9001 002	Employee Training & Development Services	\$0.00	\$0.00	\$100.00	0.00
01 2713 340 005 1190 002	Other Professional Services 3-5 EC	\$0.00	\$0.00	\$0.00	0.00
01 2713 520 005 9001 002	Ins Vehicle Oper Below Age 5 SPED	\$0.00	\$0.00	\$0.00	0.00
01 2713 626 000 9001 002	Gasoline	\$300.00	\$0.00	\$18.60	6.20
01 2713 626 005 9001 002	Gasoline	\$0.00	\$70.23	\$249.69	0.00
2713	Vehicle Operation-Below Age 5 SPED	\$8,640.00	\$325.34	\$2,662.72	30.82
01 2730 350 000 0000 000	Repairs/Maint Serv Reg Ed Vehicles	\$5,050.00	\$0.00	\$483.38	9.57
01 2730 352 000 0000 001	Other Prof Services Vehicle Maint	\$0.00	\$0.00	\$0.00	0.00
01 2730 610 000 0000 000	Supplies Van Maint	\$50.00	\$0.00	\$439.42	878.84
01 2730 610 000 9007 000	General Supplies 2007 Chevy Van	\$50.00	\$0.00	\$0.00	0.00
01 2730 610 000 9010 000	General Supplies 07 Impala	\$50.00	\$0.00	\$0.00	0.00
01 2730 610 000 9011 000	General Supplies 2011 Ford Van	\$50.00	\$0.00	\$0.00	0.00
01 2730 610 000 9014 000	General Supplies 2014 Chevy Van	\$50.00	\$0.00	\$0.00	0.00
01 2730 610 000 9016 000	General Supplies 2016 Dodge Van	\$50.00	\$0.00	\$0.00	0.00
01 2730 610 000 9017 000	General Supplies 2016 Chevy Van	\$200.00	\$0.00	\$0.00	0.00
01 2730 890 000 0000 000	Misc Exp Vehicle Servicing & Maint	\$400.00	\$44.11	\$316.64	79.16
01 2730 890 000 0000 001	Misc Exp - Vehicle Servicing & Maint	\$0.00	\$0.00	\$0.00	0.00
01 2730 890 000 0000 002	Misc Exp Vehicle Maint	\$0.00	\$0.00	\$0.00	0.00
2730	Vehicle Servicing & Maint Reg Ed	\$5,950.00	\$44.11	\$1,239.44	20.83
01 2732 350 000 9018 000	Repairs & Maint Services #18 HC Van	\$300.00	\$0.00	\$35.00	11.67
01 2732 610 000 9001 001	General Supplies - Mini Bus	\$0.00	\$0.00	\$53.30	0.00
01 2732 610 000 9018 000	General Supplies 2017 Ford HC Van	\$500.00	\$0.00	\$3.99	0.80
01 2732 890 000 9018 000	Misc Exp HC Van	\$100.00	\$13.53	\$42.81	42.81
2732	Vehicle Servicing & Maint SPED SA	\$900.00	\$13.53	\$135.10	15.01
01 2733 350 005 9001 000	Repairs & Maint Services '00 Mini Bus	\$0.00	\$0.00	\$0.00	0.00
01 2733 350 005 9001 002	Repairs & Maint - Mini Bus	\$400.00	\$0.00	\$70.00	17.50
01 2733 352 005 9001 002	Other Prof Services Vehicle Oper Bus	\$0.00	\$0.00	\$0.00	0.00
01 2733 610 005 9001 000	General Supplies Mini Bus	\$0.00	\$0.00	\$0.00	0.00
01 2733 610 005 9001 002	General Supplies Mini Bus	\$200.00	\$0.00	\$333.11	166.56
01 2733 890 005 9001 002	Misc Exp Vehicle Maint SPED 3-5	\$0.00	\$0.00	\$0.00	0.00
2733	Vehicle Servicing & Maint SPED 0-5	\$600.00	\$0.00	\$403.11	67.19
01 2790 510 000 0000 001	Student Transportation Services	\$115,000.00	\$8,666.72	\$55,311.52	48.10
01 2790 510 000 0000 002	Student Transportation Services	\$15,000.00	\$0.00	\$0.00	0.00

EXPENDITURE REPORT

April, 2021

Account Number	Account Description	Revised Budget	Expended During Month	Expenditures to Date	% of Budget
01 2790 510 000 1103 001	Student Transportation Services	\$250.00	\$0.00	\$0.00	0.00
01 2790 580 000 0129 001	Travel: Exp-Trans, Meals, Hotel FCCLA	\$2,500.00	\$0.00	\$0.00	0.00
2790	Other Student Transportation	\$132,750.00	\$8,666.72	\$55,311.52	41.67
01 2900 350 000 0000 001	Technical Services - Other Support Serv	\$0.00	\$0.00	\$220.00	0.00
01 2900 580 000 0000 001	Travel: Exp-Trans, Meals, Hotel	\$100.00	\$0.00	\$0.00	0.00
2900	Other Support Services	\$100.00	\$0.00	\$220.00	220.00
01 3300 110 000 1744 002	Reg Emp-Non-Instr-Comm Servs Op	\$10,000.00	\$573.17	\$3,324.59	33.25
01 3300 110 019 1744 002	Reg Emp-Non-Instr-CCLC-COVID19	\$500.00	\$0.00	\$0.00	0.00
01 3300 220 000 1744 002	Reg Emp - Non-Instr - Comm Op	\$500.00	\$43.85	\$254.36	50.87
01 3300 220 019 1744 002	Soc Sec-NonInstr-COVID19	\$100.00	\$0.00	\$0.00	0.00
01 3300 230 000 1744 002	Ret - Non Instr Aides Comm Op	\$50.00	\$0.00	\$0.00	0.00
01 3300 230 019 1744 002	Ret-NonInstr-COVID19	\$0.00	\$0.00	\$0.00	0.00
01 3300 237 000 1744 002	Inc Ret - Non Instr Aides Comm Op	\$0.00	\$0.00	\$0.00	0.00
01 3300 237 019 1744 002	Inc Ret-CCLC-COVID19	\$0.00	\$0.00	\$0.00	0.00
01 3300 330 000 1744 002	Emp Trng & Dev Services Dev Eagles	\$300.00	\$0.00	\$158.46	52.82
01 3300 350 000 1744 002	Technical Services Dev Eagles	\$50.00	\$0.00	\$184.38	368.76
01 3300 531 000 1744 002	Postage Developing Eagles	\$0.00	\$0.00	\$12.29	0.00
01 3300 580 000 1744 002	Trans, Meals, Hotel Dev Eagles	\$400.00	\$0.00	\$0.00	0.00
01 3300 610 000 1744 002	Supplies Dev Eagles	\$1,500.00	\$64.98	\$622.68	63.00
01 3300 810 000 1744 002	Dues and Fees Dev Eagles	\$100.00	\$0.00	\$0.00	0.00
3300	Community Services Operations	\$13,500.00	\$682.00	\$4,556.76	36.14
01 3400 610 000 0000 000	General Supplies Grants from Corp	\$89,137.00	\$0.00	\$0.00	0.00
3400	Categorical Grants from Corp & Other	\$89,137.00	\$0.00	\$0.00	0.00
01 3535 111 000 0000 001	Reg Emp - Teach/Prof - HAL	\$0.00	\$0.00	\$0.00	0.00
01 3535 111 000 0000 002	Reg Emp - Teach/Prof - HAL	\$5,725.00	\$0.00	\$6,208.24	108.44
01 3535 211 000 0000 001	Group Ins Teach/Prof HAL	\$0.00	\$0.00	\$0.00	0.00
01 3535 211 000 0000 002	Group Ins Teach/Prof HAL	\$100.00	\$0.00	\$54.10	54.10
01 3535 221 000 0000 001	Social Security - HAL	\$0.00	\$0.00	\$0.00	0.00
01 3535 221 000 0000 002	Social Security - HAL	\$500.00	\$0.00	\$470.60	94.12
01 3535 231 000 0000 001	Retirement - HAL	\$0.00	\$0.00	\$0.00	0.00
01 3535 231 000 0000 002	Retirement - HAL	\$500.00	\$0.00	\$456.48	91.30
01 3535 237 000 0000 001	Increased Retirement - HAL	\$0.00	\$0.00	\$0.00	0.00
01 3535 237 000 0000 002	Increased Retirement - HAL	\$175.00	\$0.00	\$156.77	89.58
01 3535 281 000 0000 001	HAL-HSA Deduction-SEC.	\$0.00	\$0.00	\$0.00	0.00
3535	High Ability Learners	\$7,000.00	\$0.00	\$7,346.19	104.95
01 3551 610 000 0000 001	Supplies ReVISION Gr	\$0.00	\$0.00	\$0.00	0.00

Account Number	Account Description	Revised Budget	Expended During Month	Expenditures to Date	% of Budget
3551	ReVISION Action Grant	\$0.00	\$0.00	\$0.00	0.00
01 5000 831 000 0000 001	Redemption of Principal	\$1,000,000.00	\$0.00	\$403,698.62	40.37
01 5000 832 000 0000 001	Interest on Long-Term Debt	\$162,786.00	\$0.00	\$51,943.94	31.91
01 5000 833 000 0000 001	Other Debt-Related Costs	\$600.00	\$0.00	\$0.00	0.00
5000	DEBT SERVICES	\$1,163,386.00	\$0.00	\$455,642.56	39.17
01 6200 111 000 0000 002	Reg Emp - Teach/Prof - Title I Pt A ESSA	\$132,468.00	\$8,805.08	\$70,440.64	53.18
01 6200 111 000 1195 002	Reg Emp - Teach/Prof - Title I Pt A ESSA	\$0.00	\$993.67	\$8,246.39	0.00
01 6200 151 000 0000 002	Add'l Comp - Teachers/Professional	\$0.00	\$0.00	\$0.00	0.00
01 6200 211 000 0000 002	TITLE I HEALTH INS - E	\$17,638.00	\$1,463.91	\$11,711.28	66.40
01 6200 211 000 1195 002	Reg Emp - Teach/Prof - Title I Pt A ESSA	\$0.00	\$0.00	\$0.00	0.00
01 6200 221 000 0000 002	Social Security - Title I Pt A	\$10,037.00	\$667.02	\$5,336.15	53.16
01 6200 221 000 1195 002	Reg Emp - Teach/Prof - Title I Pt A ESSA	\$0.00	\$76.02	\$630.87	0.00
01 6200 231 000 0000 002	Retirement - Title I Pt A	\$8,646.00	\$647.42	\$5,179.36	59.90
01 6200 231 000 1195 002	Reg Emp - Teach/Prof - Title I Pt A ESSA	\$0.00	\$0.00	\$0.00	0.00
01 6200 237 000 0000 002	Increased Retirement - Title I, Pt A	\$2,969.00	\$222.33	\$1,778.63	59.91
01 6200 237 000 1195 002	Reg Emp - Teach/Prof - Title I Pt A ESSA	\$0.00	\$0.00	\$0.00	0.00
01 6200 350 000 0000 002	Technical Services - Title IA	\$0.00	\$0.00	\$0.00	0.00
01 6200 580 000 0000 002	Travel Trans, Meals, Hotel Title IA	\$0.00	\$0.00	\$0.00	0.00
01 6200 610 000 0000 002	Supplies Title IA	\$0.00	\$0.00	\$0.00	0.00
01 6200 643 000 0000 002	Web/Cloud Based Software Title I	\$0.00	\$0.00	\$115.00	0.00
01 6200 650 000 0000 002	Supplies Technology Related Title I	\$20,000.00	\$0.00	\$5,168.00	25.84
6200	Title I, Part A ESSA	\$191,758.00	\$12,875.45	\$108,606.32	56.64
01 6310 110 000 0000 002	Reg Emp - Non Instr - Title II-A ESSA	\$0.00	\$0.00	\$0.00	0.00
01 6310 111 000 0000 002	Reg Emp - Teach/Prof - Title II-A ESSA	\$0.00	\$0.00	\$0.00	0.00
01 6310 151 000 0000 001	Teach/Prof Add'l Comp - Title II Pt A	\$0.00	\$0.00	\$110.00	0.00
01 6310 151 000 0000 002	Teach/Prof Add'l Comp - Title II Pt A	\$0.00	\$0.00	\$3,960.00	0.00
01 6310 211 000 0000 002	TITLE IIA HEALTH INS-E	\$0.00	\$0.00	\$0.00	0.00
01 6310 220 000 0000 002	TITLE IIA SOC SEC-S	\$0.00	\$0.00	\$0.00	0.00
01 6310 221 000 0000 001	Social Security - Title II Pt A	\$0.00	\$0.00	\$8.41	0.00
01 6310 221 000 0000 002	Social Security - Title II Pt A	\$0.00	\$0.00	\$302.78	0.00
01 6310 230 000 0000 002	TITLE IIA SOC SEC-S	\$0.00	\$0.00	\$0.00	0.00
01 6310 231 000 0000 001	Retirement - Title IIA, Pt A	\$0.00	\$0.00	\$8.10	0.00
01 6310 231 000 0000 002	Retirement - Title IIA, Pt A	\$0.00	\$0.00	\$291.24	0.00
01 6310 237 000 0000 001	Increased Retirement - Title II, Pt A	\$0.00	\$0.00	\$2.78	0.00
01 6310 237 000 0000 002	Increased Retirement - Title II, Pt A	\$0.00	\$0.00	\$99.96	0.00
01 6310 330 000 0000 000	Employee Training & Development Services	\$500.00	\$0.00	\$90.00	18.00

EXPENDITURE REPORT

April, 2021

Account Number	Account Description	Revised Budget	Expended During Month	Expenditures to Date	% of Budget
01 6310 330 000 0000 001	Employee Training & Development Services	\$2,000.00	\$0.00	\$210.00	10.50
01 6310 330 000 0000 002	Employee Training & Development Services	\$5,000.00	\$0.00	\$3,150.00	63.00
01 6310 330 000 1103 001	Employee Training & Development Services	\$0.00	\$0.00	\$0.00	0.00
01 6310 330 000 1105 001	Employee Trng & Develop Services Art	\$0.00	\$0.00	\$0.00	0.00
01 6310 330 000 1105 002	Employee Trng & Develop Services Art	\$0.00	\$0.00	\$0.00	0.00
01 6310 330 000 1108 002	Employee Trng & Devt Services Band	\$0.00	\$0.00	\$0.00	0.00
01 6310 330 000 1114 001	Employee Trng & Develop Services English	\$0.00	\$0.00	\$0.00	0.00
01 6310 330 000 1141 001	Employee Trng & Develop Services Music	\$0.00	\$0.00	\$0.00	0.00
01 6310 330 000 1141 002	Employee Trng & Devt Services Music	\$100.00	\$0.00	\$0.00	0.00
01 6310 330 000 1195 000	Employee Trng Title IIA St. Marys	\$0.00	\$0.00	\$0.00	0.00
01 6310 330 000 1195 001	Employee Trng Title IIA St. Marys	\$0.00	\$0.00	\$0.00	0.00
01 6310 330 000 1195 002	Employee Trng/Dev Services St. Marys	\$0.00	\$0.00	\$125.00	0.00
01 6310 333 000 0000 000	Mileage Paid to Staff Title IIA	\$1,500.00	\$0.00	\$98.90	6.59
01 6310 333 000 0000 001	Mileage Paid to Staff Title IIA	\$500.00	\$0.00	\$0.00	0.00
01 6310 333 000 0000 002	Mileage Paid to Staff Title IIA	\$1,750.00	\$0.00	\$99.48	5.68
01 6310 333 000 1195 000	Mileage Paid to Staff St Marys Title IIA	\$400.00	\$0.00	\$0.00	0.00
01 6310 333 000 1195 002	Mileage Paid to Staff Title IIA SM	\$400.00	\$0.00	\$0.00	0.00
01 6310 350 000 0000 001	Technical Services - Title IIA	\$0.00	\$0.00	\$0.00	0.00
01 6310 350 000 0000 002	Technical Services - Title IIA	\$0.00	\$0.00	\$0.00	0.00
01 6310 580 000 0000 000	Travel Trans, Meals, Hotel Title IIA	\$1,000.00	\$0.00	\$0.00	0.00
01 6310 580 000 0000 001	Travel Trans, Meals, Hotel Title IIA	\$1,000.00	\$0.00	\$0.00	0.00
01 6310 580 000 0000 002	Travel Trans, Meals, Hotel Title IIA	\$5,000.00	\$0.00	\$0.00	0.00
01 6310 580 000 1103 001	Travel: Expenditures-Trans, Meals, Hotel	\$0.00	\$0.00	\$0.00	0.00
01 6310 580 000 1108 001	Travel Trans Meals Hotel Title IIA Band	\$0.00	\$0.00	\$0.00	0.00
01 6310 580 000 1141 001	Travel Trans Meals Hotel Title IIA Music	\$0.00	\$0.00	\$0.00	0.00
01 6310 580 000 1141 002	Travel Trans Meals Hotel Title IIA Music	\$0.00	\$0.00	\$0.00	0.00
01 6310 580 000 1148 001	Travel Trans, Meals, Hotel Title IIA Sci	\$0.00	\$0.00	\$0.00	0.00
01 6310 580 000 1190 002	Travel Trans, Meals, Hotel Title IIA PK	\$0.00	\$0.00	\$0.00	0.00
01 6310 580 000 1195 000	Travel Trans, Meals, Hotel Title IIA	\$500.00	\$0.00	\$0.00	0.00
01 6310 580 000 1195 001	Travel:Trans, Meals, Hotel Title IIA SM	\$0.00	\$0.00	\$0.00	0.00
01 6310 580 000 1195 002	TravelTrans, Meals, Hotel Title IIA SM	\$0.00	\$0.00	\$0.00	0.00
01 6310 610 000 0000 001	Supplies Title IIA	\$0.00	\$0.00	\$0.00	0.00
01 6310 610 000 0000 002	Supplies Title IIA	\$0.00	\$0.00	\$0.00	0.00
01 6310 610 000 1195 000	Supplies Title IIA St. Marys	\$0.00	\$0.00	\$0.00	0.00
01 6310 640 000 1195 000	Books & Periodicals Title IIA St. Marys	\$0.00	\$0.00	\$0.00	0.00

EXPENDITURE REPORT

April, 2021

Account Number	Account Description	Revised Budget	Expended During Month	Expenditures to Date	% of Budget
01 6310 643 000 0000 002	Web/Cloud Based Software Title IIA	\$0.00	\$0.00	\$0.00	0.00
01 6310 643 000 1195 000	Web/Cloud Software Title IIA St. Marys	\$0.00	\$0.00	\$0.00	0.00
6310	Title II, Part A ESSA	\$19,650.00	\$0.00	\$8,556.65	43.55
01 6406 320 005 0000 002	Prof Educational Services IDEA (619)	\$3,157.00	\$0.00	\$3,157.00	100.00
01 6406 340 000 0000 002	Other Prof Services - IDEA (3-4)	\$0.00	\$0.00	\$0.00	0.00
6406	IDEA Preschool (619) Ages 3-4	\$3,157.00	\$0.00	\$3,157.00	100.00
01 6408 111 000 0000 002	Reg Emp - Teachers/Professional IDEA	\$0.00	\$0.00	\$0.00	0.00
01 6408 111 002 0000 002	Reg Emp - Teachers/Professional IDEA B-2	\$28,324.00	\$1,308.97	\$10,500.25	37.07
01 6408 111 005 0000 002	Reg Emp - Teachers/Professional IDEA 3-5	\$59,089.00	\$1,765.48	\$14,162.69	23.97
01 6408 111 005 1190 002	Reg Emp - Teachers/Professional IDEA 3-5	\$0.00	\$2,022.17	\$16,283.62	0.00
01 6408 111 005 1195 002	Reg Emp - Teach/Prof - SPED	\$0.00	\$99.38	\$795.04	0.00
01 6408 112 005 0000 002	Reg Emp - Instructional Aides IDEA 3-5	\$0.00	\$0.00	\$0.00	0.00
01 6408 112 005 1190 002	Reg Emp - Instructional Aides IDEA 3-5	\$0.00	\$888.68	\$7,802.53	0.00
01 6408 122 005 1190 002	Temp Emp - Instructional Aides IDEA 3-5	\$0.00	\$31.95	\$733.25	0.00
01 6408 123 002 0000 002	Reg Emp - Teachers/Professional IDEA B-2	\$0.00	\$0.00	\$46.20	0.00
01 6408 123 005 0000 002	Reg Emp - Teachers/Professional IDEA 3-5	\$0.00	\$0.00	\$39.60	0.00
01 6408 123 005 1195 002	Temp Emp - Teach/Prof - SPED	\$0.00	\$0.00	\$6.60	0.00
01 6408 132 005 1190 002	Reg Emp - Instructional Aides IDEA 3-5	\$0.00	\$0.00	\$0.16	0.00
01 6408 151 002 0000 002	Reg Emp - Teachers/Professional IDEA B-2	\$0.00	\$0.00	\$0.00	0.00
01 6408 151 005 0000 002	Reg Emp - Teachers/Professional IDEA 3-5	\$0.00	\$0.00	\$0.00	0.00
01 6408 211 000 0000 002	Group Insurance - Teachers/Professionals	\$0.00	\$0.00	\$0.00	0.00
01 6408 211 002 0000 002	Group Insurance - Teachers/Professionals	\$9,775.00	\$468.10	\$3,744.73	38.31
01 6408 211 005 0000 002	Group Insurance - Teachers/Professionals	\$18,887.00	\$558.10	\$4,637.64	24.55
01 6408 211 005 1190 002	Group Insurance - Teachers/Professionals	\$0.00	\$738.13	\$5,905.11	0.00
01 6408 211 005 1195 002	Reg Emp - Teach/Prof - SPED	\$0.00	\$36.01	\$288.08	0.00
01 6408 212 005 1190 002	Group Insurance - Instructional Aides	\$0.00	\$290.64	\$2,277.84	0.00
01 6408 221 002 0000 002	Social Security - IDEA B-2	\$2,109.00	\$97.99	\$786.60	37.30
01 6408 221 005 0000 002	Social Security - IDEA 3-5	\$4,298.00	\$132.43	\$1,059.79	24.66
01 6408 221 005 1190 002	Social Security - IDEA 3-5 PS	\$0.00	\$153.02	\$1,232.28	0.00
01 6408 221 005 1195 002	Reg Emp - Teach/Prof - SPED	\$0.00	\$7.40	\$59.27	0.00
01 6408 222 000 0000 002	Social Security - Instructional Aides	\$0.00	\$0.00	\$0.00	0.00
01 6408 222 002 0000 002	Social Security - Instructional Aides	\$0.00	\$0.00	\$0.00	0.00
01 6408 222 005 0000 002	Social Security - Instructional Aides	\$0.00	\$0.00	\$0.00	0.00
01 6408 222 005 1190 002	Social Security - Instructional Aides	\$0.00	\$65.08	\$543.36	0.00
01 6408 223 002 0000 002	Social Security - IDEA B-2	\$0.00	\$0.00	\$3.53	0.00

EXPENDITURE REPORT

April, 2021

Account Number	Account Description	Revised Budget	Expended During Month	Expenditures to Date	% of Budget
01 6408 223 005 0000 002	Social Security - IDEA 3-5	\$0.00	\$0.00	\$3.03	0.00
01 6408 223 005 1195 002	Reg Emp - Teach/Prof - SPED	\$0.00	\$0.00	\$0.50	0.00
01 6408 231 000 0000 002	Retirement - Teachers/Professionals IDEA	\$0.00	\$0.00	\$0.00	0.00
01 6408 231 002 0000 002	Retirement - Teach/Prof IDEA B-2	\$2,083.00	\$96.24	\$772.02	37.06
01 6408 231 005 0000 002	Retirement - Teach/Prof IDEA 3-5	\$4,345.00	\$129.81	\$1,041.35	23.97
01 6408 231 005 1190 002	Retirement - Teach/Prof IDEA 3-5	\$0.00	\$148.69	\$1,197.29	0.00
01 6408 231 005 1195 002	Reg Emp - Teach/Prof - SPED	\$0.00	\$7.32	\$58.56	0.00
01 6408 232 005 1190 002	Retirement - Instructional Aides	\$0.00	\$65.33	\$495.45	0.00
01 6408 237 000 0000 002	Increased Retirement IDEA	\$0.00	\$0.00	\$0.00	0.00
01 6408 237 002 0000 002	Increased Retirement IDEA B-2	\$715.00	\$33.06	\$265.18	37.09
01 6408 237 005 0000 002	Increased Retirement IDEA 3-5	\$1,492.00	\$44.59	\$357.70	23.97
01 6408 237 005 1190 002	Increased Retirement IDEA 3-5	\$0.00	\$73.50	\$581.28	0.00
01 6408 237 005 1195 002	Reg Emp - Teach/Prof - SPED	\$0.00	\$2.50	\$20.00	0.00
01 6408 291 002 0000 002	Other Benefits Teacher/Prof IDEA B-2	\$50.00	\$0.00	\$6.88	13.76
01 6408 291 005 0000 002	Other Benefits Teacher/Prof IDEA B-2	\$50.00	\$0.00	\$9.58	19.16
01 6408 291 005 1195 002	Reg Emp - Teach/Prof - SPED	\$0.00	\$0.00	\$0.90	0.00
01 6408 320 002 0000 002	Professional Educational Services	\$20,000.00	\$1,340.00	\$4,539.25	22.70
01 6408 320 005 0000 002	Professional Educational Services	\$20,099.00	\$1,943.00	\$11,599.75	57.71
01 6408 330 005 0000 002	Employee Training & Development Services	\$0.00	\$0.00	\$0.00	0.00
01 6408 340 000 0000 002	Other Professional Services	\$0.00	\$0.00	\$0.00	0.00
01 6408 340 002 0000 002	Other Professional Services	\$0.00	\$0.00	\$0.00	0.00
01 6408 340 005 0000 002	Other Professional Services	\$0.00	\$0.00	\$0.00	0.00
01 6408 580 005 0000 002	Travel: Expenditures-Trans, Meals, Hotel	\$0.00	\$0.00	\$0.00	0.00
01 6408 591 000 0000 002	Services Purchased from ESU	\$0.00	\$0.00	\$0.00	0.00
01 6408 591 002 0000 002	Services Purchased from ESU	\$0.00	\$0.00	\$0.00	0.00
01 6408 591 005 0000 002	Services Purchased from ESU	\$11,000.00	\$0.00	\$1,421.00	12.92
01 6408 610 000 0000 002	General Supplies	\$0.00	\$0.00	\$0.00	0.00
01 6408 610 005 0000 002	General Supplies	\$500.00	\$130.16	\$130.16	26.03
6408	IDEA 611 Base EP	\$182,816.00	\$12,677.73	\$93,408.05	51.09
01 6412 111 000 0000 001	Reg Emp Teach/Prof IDEA Prop Share	\$5,219.00	\$0.00	\$7,749.27	148.48
01 6412 111 000 0000 002	Reg Emp - Teach/Prof - IDEA-B Prop Share	\$5,367.00	\$0.00	\$7,748.68	144.38
01 6412 112 000 0000 002	Reg Emp - Instr Aides - IDEA-B - Prop Sh	\$0.00	\$0.00	\$0.00	0.00
01 6412 123 000 0000 002	Temp Emp Teach/Prof IDEA Prop Sh	\$0.00	\$0.00	\$0.00	0.00
01 6412 211 000 0000 001	Group Ins - IDEA Prop Share	\$1,728.00	\$0.00	\$1,148.87	66.49
01 6412 211 000 0000 002	Group Ins - IDEA Prop Share	\$1,819.00	\$0.00	\$1,148.76	63.15
01 6412 221 000 0000 001	Social Security - IDEA Prop Share	\$390.00	\$0.00	\$592.82	152.01

EXPENDITURE REPORT

April, 2021

Account Number	Account Description	Revised Budget	Expended During Month	Expenditures to Date	% of Budget
01 6412 221 000 0000 002	Social Security - IDEA Prop Share	\$397.00	\$0.00	\$592.76	149.31
01 6412 223 000 0000 002	Social Security - IDEA Prop Share	\$0.00	\$0.00	\$0.00	0.00
01 6412 231 000 0000 001	Retirement - IDEA Prop Share	\$384.00	\$0.00	\$569.79	148.38
01 6412 231 000 0000 002	Retirement - IDEA Prop Share	\$395.00	\$0.00	\$569.73	144.24
01 6412 237 000 0000 001	Increased Retirement - IDEA Prop Share	\$132.00	\$0.00	\$195.68	148.24
01 6412 237 000 0000 002	Increased Retirement - IDEA Prop Share	\$135.00	\$0.00	\$195.64	144.92
01 6412 291 000 0000 002	Other Benefits - IDEA Prop Share	\$25.00	\$0.00	\$0.00	0.00
01 6412 320 000 0000 002	Professional Educational Services	\$4,325.00	\$1.00	\$1.00	0.02
01 6412 340 000 0000 002	Other Prof Services - IDEA Prop Share	\$0.00	\$0.00	\$0.00	0.00
01 6412 580 000 0000 002	Travel Trans, Meals, Hotel Prop Share	\$0.00	\$0.00	\$0.00	0.00
01 6412 591 000 0000 002	Services Purchased from ESU	\$0.00	\$0.00	\$0.00	0.00
6412	IDEA Part B Proportionate Share	\$20,316.00	\$1.00	\$20,513.00	100.97
01 6417 123 000 0000 001	Temp Emp - Teach/Prof - Sub - IDEA Trans	\$500.00	\$0.00	\$0.00	0.00
01 6417 151 000 0000 001	Temp Emp - Teach/Prof - Sub - IDEA Trans	\$600.00	\$0.00	\$510.51	85.09
01 6417 221 000 0000 001	Temp Emp - Teach/Prof - IDEA Trans	\$50.00	\$0.00	\$39.03	78.06
01 6417 223 000 0000 001	Temp Emp - Teach/Prof - Sub - IDEA Trans	\$50.00	\$0.00	\$0.00	0.00
01 6417 231 000 0000 001	Temp Emp - Teach/Prof - IDEA Trans	\$50.00	\$0.00	\$37.54	75.08
01 6417 237 000 0000 001	Increased Retirement - IDEA Trans	\$25.00	\$0.00	\$12.89	51.56
01 6417 333 000 0000 001	Mileage Paid to Staff IDEA Transition	\$0.00	\$0.00	\$0.00	0.00
01 6417 580 000 0000 001	Travel:Trans, Meals, Hotel IDEA Trans	\$600.00	\$0.00	\$0.00	0.00
6417	IDEA Part B Transition Projects	\$1,875.00	\$0.00	\$599.97	32.00
01 6418 123 000 0000 002	IDEA SUBSTITITE SALARIES - PS	\$0.00	\$0.00	\$0.00	0.00
01 6418 151 000 0000 002	IDEA Part B PEaK Add'l Comp	\$0.00	\$0.00	\$0.00	0.00
01 6418 221 000 0000 002	Social Security - IDEA Pt B PEaK Proj	\$0.00	\$0.00	\$0.00	0.00
01 6418 223 000 0000 002	Soc Sec IDEA Part B PEaK - Subs	\$0.00	\$0.00	\$0.00	0.00
01 6418 231 000 0000 002	Retirement - IDEA PEaK Projects	\$0.00	\$0.00	\$0.00	0.00
01 6418 237 000 0000 002	Increased Retirement - IDEA Pt B PEaK	\$0.00	\$0.00	\$0.00	0.00
01 6418 330 000 0000 002	Employee Training & Development Service	\$0.00	\$0.00	\$0.00	0.00
01 6418 580 000 0000 002	TravelTrans, Meals, Hotel IDEA Pt B PEaK	\$0.00	\$0.00	\$0.00	0.00
6418	IDEA Part B PEaK Projects	\$0.00	\$0.00	\$0.00	0.00
01 6690 123 000 0000 001	OTHER FED-SUB SALARIES-S	\$0.00	\$0.00	\$0.00	0.00
01 6690 123 000 0000 002	OTHER FED-SUB SALARIES-E	\$0.00	\$0.00	\$0.00	0.00
01 6690 150 000 0000 002	STIPENDS (PBIS)	\$0.00	\$0.00	\$0.00	0.00
01 6690 151 000 0000 002	Teach/Prof Add'l Comp -Other Fed	\$0.00	\$0.00	\$0.00	0.00
01 6690 159 000 0000 002	STIPENDS (PBIS)	\$0.00	\$0.00	\$0.00	0.00

Account Number	Account Description	Revised Budget	Expended During Month	Expenditures to Date	% of Budget
01 6690 220 000 0000 002	Social Security	\$0.00	\$0.00	\$0.00	0.00
01 6690 221 000 0000 001	Social Security - Other Fed	\$0.00	\$0.00	\$0.00	0.00
01 6690 221 000 0000 002	Social Security - Other Fed	\$0.00	\$0.00	\$0.00	0.00
01 6690 230 000 0000 002	Other Federal	\$0.00	\$0.00	\$0.00	0.00
01 6690 231 000 0000 002	Retirement - Other Fed Non-Categorical	\$0.00	\$0.00	\$0.00	0.00
01 6690 237 000 0000 002	Increased Retirement - Other Fed Non Cat	\$0.00	\$0.00	\$0.00	0.00
01 6690 320 000 0000 002	Professional Educational Services PBIS	\$0.00	\$0.00	\$0.00	0.00
01 6690 333 000 0000 002	Mileage Paid to Staff	\$0.00	\$0.00	\$0.00	0.00
01 6690 350 000 0000 002	Technical Services - Other Fed Non-Cat	\$0.00	\$0.00	\$0.00	0.00
01 6690 580 000 0000 002	Travel Trans, Meals, Hotel Other Fed	\$0.00	\$0.00	\$0.00	0.00
6690	Other Fed Non-Categorical Exp	\$0.00	\$0.00	\$0.00	0.00
01 6700 123 000 0000 001	PERKINS GRANT SUB SALARY-S	\$0.00	\$0.00	\$0.00	0.00
01 6700 151 000 0000 001	Teach/Prof Add'l Comp - Perkins	\$0.00	\$0.00	\$0.00	0.00
01 6700 159 000 0000 001	PERKINS GRANT STIPEND - S	\$0.00	\$0.00	\$0.00	0.00
01 6700 221 000 0000 001	Social Security - Perkins	\$0.00	\$0.00	\$0.00	0.00
01 6700 223 000 0000 001	PERKINS SOC. SEC.-S	\$0.00	\$0.00	\$0.00	0.00
01 6700 231 000 0000 001	Retirement - Perkins	\$0.00	\$0.00	\$0.00	0.00
01 6700 237 000 0000 001	Increased Retirement - Perkins	\$0.00	\$0.00	\$0.00	0.00
01 6700 330 000 0000 000	Employee Trng & Develop Services Perkins	\$200.00	\$0.00	\$0.00	0.00
01 6700 330 000 0000 001	Employee Trng & Develop Services Perkins	\$0.00	\$0.00	\$0.00	0.00
01 6700 330 000 0000 002	Employee Trng & Develop Services Perkins	\$0.00	\$0.00	\$0.00	0.00
01 6700 333 000 0000 002	Mileage Paid to Staff	\$0.00	\$0.00	\$0.00	0.00
01 6700 580 000 0000 000	Travel Exp Trans, Meals, Hotel Perkins	\$400.00	\$0.00	\$99.00	24.75
01 6700 580 000 0000 001	Travel Trans, Meals, Hotel Perkins	\$0.00	\$0.00	\$99.00	0.00
01 6700 580 000 0000 002	Travel Trans, Meals, Hotel Perkins	\$0.00	\$0.00	\$99.00	0.00
01 6700 580 000 1112 001	Travel-Tran/Meals/Hotel Perkins Business	\$0.00	\$0.00	\$0.00	0.00
01 6700 610 000 0000 001	Supplies Fed Voc & Applied Tech Perkins	\$0.00	\$0.00	\$0.00	0.00
01 6700 650 000 0000 001	Supplies Technology Related Perkins	\$5,000.00	\$0.00	\$2,199.00	43.98
6700	Fed Voc & Applied Tech (Perkins)	\$5,600.00	\$0.00	\$2,496.00	44.57
01 6915 111 000 0000 001	Teach/Prof - Title I-C ESSA	\$4,439.00	\$0.00	\$0.00	0.00
01 6915 112 000 0000 002	Reg Emp - Instr Aides - Title I-C ESSA	\$0.00	\$0.00	\$0.00	0.00
01 6915 151 000 0000 001	Add'l Comp - Teach/Prof - Title I-C ESSA	\$0.00	\$0.00	\$0.00	0.00
01 6915 151 000 0000 002	Add'l Comp - Teach/Prof - Title I-C ESSA	\$0.00	\$0.00	\$0.00	0.00
01 6915 159 000 0000 001	TITLE IC MIGRANT ED STIPENDS-S	\$0.00	\$0.00	\$0.00	0.00
01 6915 211 000 0000 001	Title I, Part C ESSA Ins Teacher/Prof	\$1,244.00	\$0.00	\$0.00	0.00

EXPENDITURE REPORT

April, 2021

Account Number	Account Description	Revised Budget	Expended During Month	Expenditures to Date	% of Budget
01 6915 221 000 0000 001	Social Security - Title I-C ESSA	\$292.00	\$0.00	\$0.00	0.00
01 6915 221 000 0000 002	Social Security - Title I-C ESSA	\$0.00	\$0.00	\$0.00	0.00
01 6915 231 000 0000 001	Retirement - Title I-C ESSA	\$326.00	\$0.00	\$0.00	0.00
01 6915 231 000 0000 002	Retirement - Title I-C ESSA	\$0.00	\$0.00	\$0.00	0.00
01 6915 237 000 0000 001	Increased Retirement - Title IC	\$112.00	\$0.00	\$0.00	0.00
01 6915 237 000 0000 002	Increased Retirement - Title IC	\$0.00	\$0.00	\$0.00	0.00
01 6915 281 000 0000 001	Health Benefits (HSA) - Teacher/Prof	\$177.00	\$0.00	\$0.00	0.00
01 6915 334 000 0000 002	Mileage Paid - Other Title IC Migrant	\$0.00	\$0.00	\$0.00	0.00
01 6915 580 000 0000 001	Travel Trans, Meals, Hotel Title IC Migr	\$0.00	\$0.00	\$0.00	0.00
01 6915 610 000 0000 002	Supplies Title IC Migratory Children	\$0.00	\$0.00	\$0.00	0.00
01 6915 810 000 0000 002	Dues and Fees Title III ELL	\$0.00	\$0.00	\$0.00	0.00
6915	Title I, Part C ESSA Migratory Children	\$6,590.00	\$0.00	\$0.00	0.00
01 6925 111 000 0000 001	TITLE III ESL SALARY-E	\$0.00	\$0.00	\$0.00	0.00
01 6925 112 000 0000 001	Reg Emp - Instr Aides - Title III - ESSA	\$5,262.00	\$0.00	\$0.00	0.00
01 6925 123 000 0000 002	TITLE III ESL SALARY-E	\$0.00	\$0.00	\$0.00	0.00
01 6925 132 000 0000 001	TITLE III ESL SALARY-S	\$0.00	\$0.00	\$0.00	0.00
01 6925 151 000 0000 001	Title III ESSA ELL Add'l Comp	\$0.00	\$0.00	\$0.00	0.00
01 6925 151 000 0000 002	Title III ESSA ELL Add'l Comp	\$0.00	\$0.00	\$0.00	0.00
01 6925 211 000 0000 001	TITLE III NCLB - LEP INSURANCE-S	\$0.00	\$0.00	\$0.00	0.00
01 6925 212 000 0000 001	Group Insurance - Instructional Aides	\$1,520.00	\$0.00	\$0.00	0.00
01 6925 221 000 0000 001	Social Security - Title III ELL	\$0.00	\$0.00	\$0.00	0.00
01 6925 221 000 0000 002	Title III ESSA ELL Soc Sec	\$0.00	\$0.00	\$0.00	0.00
01 6925 222 000 0000 001	Social Security - Instructional Aides	\$403.00	\$0.00	\$0.00	0.00
01 6925 231 000 0000 001	Retirement - Title III ESSA ELL	\$0.00	\$0.00	\$0.00	0.00
01 6925 231 000 0000 002	Title III ESSA ELL Ret	\$0.00	\$0.00	\$0.00	0.00
01 6925 232 000 0000 001	Retirement - Instructional Aides	\$387.00	\$0.00	\$0.00	0.00
01 6925 237 000 0000 001	Increased Retirement - Title III ESSA	\$133.00	\$0.00	\$0.00	0.00
01 6925 237 000 0000 002	Title III ESSA ELL Inc Ret	\$0.00	\$0.00	\$0.00	0.00
01 6925 281 000 0000 001	Health Benefits (HSA) - Teacher/Prof	\$0.00	\$0.00	\$0.00	0.00
01 6925 510 000 0000 002	Student Transportation Services	\$0.00	\$0.00	\$0.00	0.00
01 6925 580 000 0000 001	Travel Trans, Meals, Hotel Title III ELL	\$0.00	\$0.00	\$0.00	0.00
01 6925 580 000 0000 002	Travel Trans, Meals, Hotel Title III ELL	\$0.00	\$0.00	\$0.00	0.00
01 6925 650 000 0000 001	Supplies Technology Related ELL	\$0.00	\$0.00	\$0.00	0.00
01 6925 650 000 0000 002	Supplies Technology Related ELL	\$0.00	\$0.00	\$0.00	0.00
6925	Title III ESSA ELL	\$7,705.00	\$0.00	\$0.00	0.00
01 6926 650 000 0000 001	Supplies Technology Related Immigrant	\$0.00	\$0.00	\$0.00	0.00

Account Number	Account Description	Revised Budget	Expended During Month	Expenditures to Date	% of Budget
01 6926 650 000 0000 002	Supplies Technology Related Immigrant	\$0.00	\$0.00	\$0.00	0.00
6926	Title III ESSA - Immigrant	\$0.00	\$0.00	\$0.00	0.00
01 6968 110 000 0000 002	Reg Emp - Non-Instr - 21st CCLC	\$50,016.00	\$4,831.64	\$35,374.38	70.73
01 6968 110 019 0000 002	Reg Emp-Non-Instr-21st CCLC-COVID19	\$0.00	\$0.00	\$0.00	0.00
01 6968 112 000 0000 002	Reg Emp - Instr Aides - 21st CCLC	\$0.00	\$0.00	\$0.00	0.00
01 6968 122 000 0000 002	Temp Emp Instr Aide 21st CCLC	\$0.00	\$0.00	\$0.00	0.00
01 6968 130 000 0000 002	OT Non Instr - 21st CCLC	\$2,200.00	\$163.31	\$1,386.29	63.01
01 6968 150 000 0000 002	Add'l Comp Non Instr - 21st CCLC	\$0.00	\$0.00	\$0.00	0.00
01 6968 220 000 0000 002	Soc SecTitle IV Part B ESSA 21st CCLC	\$3,826.00	\$382.11	\$2,812.13	73.50
01 6968 220 019 0000 002	Soc Sec-NonInstr Aides-COVID19	\$0.00	\$0.00	\$0.00	0.00
01 6968 221 000 0000 002	Social Security - 21st CCLC	\$0.00	\$0.00	\$0.00	0.00
01 6968 222 000 0000 002	Social Security - Instructional Aides	\$0.00	\$0.00	\$0.00	0.00
01 6968 230 000 0000 002	Ret - Title IV Part B ESSA 21st CCLC	\$1,810.00	\$220.73	\$1,557.21	86.03
01 6968 230 019 0000 002	Ret-Instr Aides-COVID19	\$0.00	\$0.00	\$0.00	0.00
01 6968 231 000 0000 002	Retirement - 21st CCLC Dev Eagles	\$0.00	\$0.00	\$0.00	0.00
01 6968 232 000 0000 002	Retirement - Instructional Aides	\$0.00	\$0.00	\$0.00	0.00
01 6968 237 000 0000 002	Increased Retirement - 21st CCLC Dev Eag	\$621.00	\$75.79	\$534.71	86.10
01 6968 237 019 0000 002	Inc Ret-CCLC-COVID19	\$0.00	\$0.00	\$0.00	0.00
01 6968 352 000 0000 002	Other Prof Services Title IV 21st CCLC	\$0.00	\$0.00	\$0.00	0.00
01 6968 580 000 0000 002	Travel Trans Meals Hotel 21st CCLC	\$0.00	\$0.00	\$0.00	0.00
01 6968 610 000 0000 002	Supplies 21st CCLC Dev Eagles	\$0.00	\$0.00	\$0.00	0.00
6968	Title IV, Part B ESSA 21st CCLC	\$58,473.00	\$5,673.58	\$41,664.72	71.25
01 6969 320 000 0000 000	Professional Educational Serv Title IV	\$4,000.00	\$0.00	\$0.00	0.00
01 6969 610 000 1195 001	Supplies Title IV St. Marys	\$2,000.00	\$0.00	\$0.00	0.00
01 6969 650 000 0000 001	Supplies - Technology Related Title IV	\$0.00	\$0.00	\$0.00	0.00
01 6969 650 000 0000 002	Supplies - Technology Related Title IV	\$0.00	\$0.00	\$0.00	0.00
01 6969 650 000 1195 000	Supplies - Technology Related St Marys	\$0.00	\$0.00	\$14,844.30	0.00
6969	Title IV-A (Formula Based)	\$6,000.00	\$0.00	\$14,844.30	247.41
01 6990 110 000 1744 002	Reg Emp - Instr Aides - Poverty - DE	\$0.00	\$0.00	\$4,326.48	0.00
01 6990 110 019 0000 001	Reg Emp-Op of Bldgs-FEMA	\$0.00	\$0.00	\$0.00	0.00
01 6990 110 019 0000 002	Reg Emp-Op of Bldgs-FEMA	\$0.00	\$0.00	\$0.00	0.00
01 6990 130 000 1744 002	Reg Emp - Instr Aides - Poverty - DE OT	\$0.00	\$0.00	\$539.84	0.00
01 6990 150 000 0000 002	Add'l Comp - Non Instructional	\$0.00	\$0.00	\$0.00	0.00
01 6990 151 000 0000 002	Teach/Prof Add'l Comp - PBIS	\$0.00	\$0.00	\$0.00	0.00
01 6990 220 000 0000 002	Social Security - Non-Instructional	\$0.00	\$0.00	\$0.00	0.00
01 6990 220 000 1744 002	Reg Emp - Instr Aides - Poverty - DE	\$0.00	\$0.00	\$372.28	0.00

Account Number	Account Description	Revised Budget	Expended During Month	Expenditures to Date	% of Budget
01 6990 220 019 0000 001	Soc Sec Op of Bldgs-FEMA	\$0.00	\$0.00	\$0.00	0.00
01 6990 220 019 0000 002	Soc Sec Op of Bldgs-FEMA	\$0.00	\$0.00	\$0.00	0.00
01 6990 221 000 0000 002	Soc Sec - Other Federal Categorical	\$0.00	\$0.00	\$0.00	0.00
01 6990 230 000 0000 002	Retirement - Non-Instructional	\$0.00	\$0.00	\$0.00	0.00
01 6990 230 000 1744 002	Reg Emp - Instr Aides - Poverty - DE	\$0.00	\$0.00	\$231.80	0.00
01 6990 231 000 0000 002	Ret - Other Federal Categorical	\$0.00	\$0.00	\$0.00	0.00
01 6990 237 000 0000 002	Inc Ret - Other Federal Categorical	\$0.00	\$0.00	\$0.00	0.00
01 6990 237 000 1744 002	Reg Emp - Instr Aides - Poverty - DE	\$0.00	\$0.00	\$79.60	0.00
01 6990 320 000 0000 002	Professional Educational Services	\$500.00	\$0.00	\$0.00	0.00
01 6990 330 000 0000 002	Employee Training & Development Services	\$0.00	\$0.00	\$0.00	0.00
01 6990 333 000 0000 002	Mileage Paid to Staff Other Fed Categ	\$500.00	\$0.00	\$0.00	0.00
01 6990 580 000 0000 002	Travel Trans, Meals, Hotel Other Fed	\$1,000.00	\$0.00	\$0.00	0.00
01 6990 610 019 0000 000	General Supplies Other Fed Gr	\$0.00	\$0.00	\$9,751.95	0.00
01 6990 610 019 0000 001	General Supplies Other Fed Gr	\$0.00	\$0.00	\$386.75	0.00
01 6990 610 019 0000 002	General Supplies Other Fed Gr	\$0.00	\$0.00	\$1,261.19	0.00
01 6990 650 019 0000 001	Supplies - Technology Related Other Fed	\$0.00	\$0.00	\$0.00	0.00
6990	Other Federal Categorical	\$2,000.00	\$0.00	\$16,949.89	847.49
01 6996 110 019 0000 000	Reg Emp-NonInstr-DistOff-ESSER	\$0.00	\$0.00	\$0.00	0.00
01 6996 110 019 0000 001	Reg Emp - Non-Instructional ESSER	\$19,000.00	\$0.00	\$0.00	0.00
01 6996 110 019 0000 002	Reg Emp - Non-Instructional ESSER	\$19,000.00	\$0.00	\$0.00	0.00
01 6996 112 019 0000 001	Reg Emp - Instructional Aides ESSER	\$19,000.00	\$0.00	\$0.00	0.00
01 6996 112 019 0000 002	Reg Emp - Instructional Aides ESSER	\$19,000.00	\$0.00	\$0.00	0.00
01 6996 210 019 0000 000	Group Ins-NonInstr-ESSER	\$0.00	\$0.00	\$0.00	0.00
01 6996 210 019 0000 001	Group Ins-NonInstr-ESSER	\$0.00	\$0.00	\$0.00	0.00
01 6996 210 019 0000 002	Group Ins-NonInstr-ESSER	\$0.00	\$0.00	\$0.00	0.00
01 6996 212 019 0000 002	Group Ins-Instr Aides-ESSER	\$0.00	\$0.00	\$0.00	0.00
01 6996 220 019 0000 000	Soc Security-NonInstr-ESSER	\$0.00	\$0.00	\$0.00	0.00
01 6996 220 019 0000 001	Social Security - Non-Instructional ESSE	\$1,454.00	\$0.00	\$0.00	0.00
01 6996 220 019 0000 002	Social Security - Non-Instructional ESSE	\$1,453.00	\$0.00	\$0.00	0.00
01 6996 222 019 0000 001	Social Security - Instruc Aides ESSER	\$1,454.00	\$0.00	\$0.00	0.00
01 6996 222 019 0000 002	Social Security - Instruc Aides ESSER	\$1,453.00	\$0.00	\$0.00	0.00
01 6996 230 019 0000 000	Retirement-NonInstr-ESSER	\$0.00	\$0.00	\$0.00	0.00
01 6996 230 019 0000 001	Retirement - Non-Instructional ESSER	\$3,179.00	\$0.00	\$0.00	0.00
01 6996 230 019 0000 002	Retirement - Non-Instructional ESSER	\$3,180.00	\$0.00	\$0.00	0.00
01 6996 232 019 0000 001	Retirement - Instructional Aides ESSER	\$3,179.00	\$0.00	\$0.00	0.00
01 6996 232 019 0000 002	Retirement - Instructional Aides ESSER	\$3,180.00	\$0.00	\$0.00	0.00

EXPENDITURE REPORT

April, 2021

Account Number	Account Description	Revised Budget	Expended During Month	Expenditures to Date	% of Budget
01 6996 237 019 0000 000	Inc Ret-DistOff-ESSER	\$0.00	\$0.00	\$0.00	0.00
01 6996 237 019 0000 001	Increased Retirement - ESSER	\$0.00	\$0.00	\$0.00	0.00
01 6996 237 019 0000 002	Increased Retirement - ESSER	\$0.00	\$0.00	\$0.00	0.00
01 6996 280 019 0000 000	Health Benefits (HSA) Non-Instr ESSER	\$0.00	\$0.00	\$0.00	0.00
01 6996 280 019 0000 001	HSA Deduction Non-Instr-ESSER	\$0.00	\$0.00	\$0.00	0.00
01 6996 280 019 0000 002	HSA Deduction Non-Instr-ESSER	\$0.00	\$0.00	\$0.00	0.00
01 6996 282 019 0000 002	HSA-Reg Instr-ESSER	\$0.00	\$0.00	\$0.00	0.00
01 6996 320 000 0000 000	Professional Educational Services ESSER	\$10,000.00	\$1,000.00	\$8,000.00	80.00
01 6996 610 019 0000 000	General Supplies ESSER (COVID19)	\$10,000.00	\$0.00	\$7,330.47	73.30
01 6996 610 019 0000 001	General Supplies ESSER (COVID19)	\$0.00	\$0.00	\$521.59	0.00
01 6996 610 019 0000 002	General Supplies ESSER (COVID19)	\$0.00	\$0.00	\$617.19	0.00
01 6996 610 019 1195 000	General Supplies St Marys COVID19	\$28,633.00	\$0.00	\$1,170.77	4.09
01 6996 643 019 0000 000	Web/Cloud Based Software ESSER	\$0.00	\$0.00	\$300.00	0.00
01 6996 643 019 1195 001	Web/Cloud Based Software St Marys	\$0.00	\$0.00	\$750.50	0.00
01 6996 650 019 0000 000	Supplies - Tech ESSER (COVID19)	\$0.00	\$168.80	\$37,718.78	0.00
01 6996 650 019 1195 000	Supplies-Technology COVID St Marys	\$0.00	\$0.00	\$21,427.40	0.00
6996	ESSER	\$143,165.00	\$1,168.80	\$77,836.70	54.37
01 6997 111 019 0000 001	Reg Emp - Teacher/Prof - ESSER II	\$0.00	\$0.00	\$0.00	0.00
01 6997 111 019 0000 002	Reg Emp - Teacher/Prof - ESSER II	\$0.00	\$0.00	\$0.00	0.00
01 6997 123 019 0000 001	Temp Emp - Teacher/Prof - Sub ESSER II	\$0.00	\$0.00	\$440.00	0.00
01 6997 123 019 0000 002	Temp Emp - Teacher/Prof - Sub ESSER II	\$0.00	\$0.00	\$550.00	0.00
01 6997 211 019 0000 002	Group Ins - Teacher/Prof - ESSER II	\$0.00	\$0.00	\$0.00	0.00
01 6997 221 019 0000 002	Soc Sec - Teacher/Prof - ESSER II	\$0.00	\$0.00	\$0.00	0.00
01 6997 223 019 0000 001	Social Security - Sub ESSER II	\$0.00	\$0.00	\$33.66	0.00
01 6997 223 019 0000 002	Social Security - Sub ESSER II	\$0.00	\$0.00	\$42.09	0.00
01 6997 231 019 0000 002	Ret - Teacher/Prof - ESSER II	\$0.00	\$0.00	\$0.00	0.00
01 6997 237 019 0000 002	Inc Ret - Teacher/Prof - ESSER II	\$0.00	\$0.00	\$0.00	0.00
01 6997 610 019 0000 001	General Supplies Related ESSER II	\$0.00	\$0.00	\$0.00	0.00
01 6997 610 019 1118 001	General Supplies Related ESSER II	\$0.00	\$0.00	\$0.00	0.00
01 6997 643 000 0000 000	Web/Cloud Software ESSER II	\$0.00	\$2,125.00	\$2,125.00	0.00
01 6997 650 019 0000 001	Supplies Technology Related ESSER II	\$0.00	\$0.00	\$119,881.06	0.00
01 6997 650 019 0000 002	Supplies Technology Related ESSER II	\$0.00	\$0.00	\$0.00	0.00
6997	ESSER II	\$0.00	\$2,125.00	\$123,071.81	0.00
01 8000 913 000 0000 001	Transfers to Activities Fund	\$0.00	\$0.00	\$0.00	0.00
8000	TRANSFERS	\$0.00	\$0.00	\$0.00	0.00
01	General Fund	\$12,634,584.00	\$904,275.31	\$7,967,125.47	63.90

EXPENDITURE REPORT
April, 2021

Account Number	Account Description	Revised Budget	Expended During Month	Expenditures to Date	% of Budget
	Grand Total:	\$12,634,584.00	\$904,275.31	\$7,967,125.47	63.90

O'Neill Public Schools
Income - Expense Summary
April, 2021

IMPREST ACCOUNT

GWB - Checking Account Balance - 3/31/2021		\$4,991.72
REVENUE:		
Reimb of Analysis Charge from Feb	\$10.02	
Great Western Bank - Interest	\$0.04	
TOTAL REVENUE		\$10.06
EXPENDITURES:		
NSAA - Band Medals	\$232.50	
West Holt HS - District Music	\$630.00	
TOTAL EXPENDITURES		\$862.50
TOTAL IMPREST BALANCE - 4/30/2021		\$4,139.28

BANK STATEMENT BALANCE - 4/30/2021		\$5,001.78
Outstanding Deposit		
Outstanding Checks	\$862.50	
ENDING BALANCE		\$4,139.28

ACCOUNT REVIEW

Ending Register Balance		\$4,139.28
Disbursements	\$862.50	
Less: Accrued Interest 17-18	\$0.50	
Less: Accrued Interest 18-19	\$0.45	
Less: Accrued Interest 19-20	\$0.50	
Less: Accrued Interest 20-21	\$0.33	
Imprest Account Balance		\$5,000.00

O'Neill Public School

Expenditures

2020-2021

	2020-2021 Budget	February	March	April	YTD Expenditures	Ending Balance	Budget Used
Regular Instructional	4,351,611.00	343,771.75	343,854.72	348,049.46	2,773,579.75	1,578,031.25	63.74%
ELL Program	393,741.00	25,401.72	31,066.27	26,245.69	213,885.90	179,855.10	54.32%
Poverty Programs	1,098,654.00	94,140.83	89,357.21	90,654.52	734,635.66	364,018.34	66.87%
Early Childhood Programs	90,725.00	9,244.25	8,506.50	8,553.63	70,600.35	20,124.65	77.82%
Special Education	1,424,896.00	122,386.32	114,003.28	124,043.11	942,933.52	481,962.48	66.18%
Special Education Birth-5	1,150.00	50.10	-	150.29	481.50	668.50	41.87%
Summer School	8,700.00	-	-	-	-	8,700.00	0.00%
Other Pupil Services	308,503.00	17,795.27	16,723.08	17,447.83	224,141.03	84,361.97	72.65%
SPED Pupil Services (Psychological, Speech, Audiology, OT, PT, Vision)	208,718.00	32,673.22	31,875.47	27,587.60	257,743.30	(49,025.30)	123.49%
Support Services-Staff	5,600.00	-	-	-	2,150.00	3,450.00	38.39%
Library Services	198,592.00	19,227.97	17,256.30	17,997.49	146,108.17	52,483.83	73.57%
Distance Learning	7,400.00	1,448.16	124.00	53.25	5,856.00	1,544.00	79.14%
Instruction-Related Technology	131,445.00	10,500.86	10,500.87	10,500.87	84,157.60	47,287.40	64.02%
General Administration	257,892.00	27,812.37	17,508.43	16,366.28	150,753.94	107,138.06	58.46%
Principals	497,923.00	44,138.74	42,096.10	42,871.64	344,410.95	153,512.05	69.17%
Activity/Athletic Director	110,411.00	9,092.47	9,092.47	9,092.47	73,058.77	37,352.23	66.17%
Fiscal Services	243,228.00	18,491.35	18,183.59	18,366.09	169,283.06	73,944.94	69.60%
Maintenance & Operation of Bldgs	1,025,550.00	78,247.88	79,905.55	83,294.77	626,902.58	398,647.42	61.13%
Security & Safety	28,300.00	93.75	22.97	93.90	946.24	27,353.76	3.34%
Pupil Transportation	262,650.00	20,538.73	19,210.90	21,869.70	148,663.72	113,986.28	56.60%
SPED Pupil Transportation	56,667.00	3,022.78	1,635.56	2,041.32	17,363.51	39,303.49	30.64%
Other Support Services	100.00	-	220.00	-	220.00	(120.00)	220.00%
Comm Serv-Dev Eagles Student Fees	13,500.00	1,650.12	518.90	682.00	4,556.76	8,943.24	33.75%
Private & State Categorical Programs	96,137.00	-	-	-	7,346.19	88,790.81	7.64%
Architecture and Engineering	-	-	-	-	-	-	
Building Improvements	-	-	-	-	-	-	
Debt Service	1,163,386.00	-	-	-	455,642.56	707,743.44	39.17%
Federal Services	440,941.00	141,997.45	15,690.68	21,842.83	394,026.39	46,914.61	89.36%
Federal Services - IDEA	208,164.00	13,396.54	11,110.57	16,470.57	117,678.02	90,485.98	56.53%
Transfers to Activity Fund	-	-	-	-	-	-	
TOTAL EXPENDITURES	12,634,584.00	1,035,122.63	878,463.42	904,275.31	7,967,125.47	4,667,458.53	63.06%

2020-2021

September	1,001,993.15
October	963,412.96
November	972,062.39
December	1,355,169.67
January	856,625.94
February	1,035,122.63
March	878,463.42
April	904,275.31
May	-
June	-
July	-
August	-
YTD Expenditures	7,967,125.47

OPS ACTIVITY REPORT

April 2021

Balance - March 31, 2021 \$ 23,143.08

RECEIPTS:

N. Hostert - Unused cash from State Robotics	\$	17.38	
TOTAL RECEIPTS:			\$ 17.38

EXPENDITURES:

Studio B Photography - Statuette (K. Osborne)	\$	34.00	
Pinnacle Bank - Hotels for state Robotics & Speech	\$	550.80	
Ann Mann - State FCCLA Meals	\$	315.00	
Nicholas Simonson - State Robotics Meals	\$	308.00	
Ann Mann - State FCCLA Meals, day 2	\$	315.00	
rSchool Today-School Scheduler 21-22	\$	187.50	
NASSP- NHS Membership Affiliation	\$	385.00	
Xtra Productions-Labor & Rental for Musical	\$	450.00	
AudioQuip- Microphone rental for Musical	\$	1,125.00	
TOTAL EXPENDITURES			\$ 3,670.30

ADJUSTMENTS:

TOTAL ADJUSTMENTS

	\$	-	
Balance - April 30, 2021			\$ 19,490.16

OPS ATHLETIC REPORT

April 2021

Balance - March 31, 2021 22,033.49

RECEIPTS:

N. Hostert - Loyalty Donation from Casey's	\$2.00	
N. Hostert - Boys Golf Invite Entries	\$650.00	
N. Hostert - HS Track Invite Gate	\$1,669.00	
N. Hostert - JH Track Invite Gate	\$502.00	
N. Hostert - HS Track Invite Entries	\$2,120.00	
N. Hostert - JH Track Invite Entries	\$1,210.00	
TOTAL RECEIPTS:		\$6,153.00

EXPENDITURES:

MFAC, LLC- PV measuring device, competitor hip numbers	\$508.95	
Studio B Photography - Statuette (T. Rainforth)	\$34.00	
Three & Co Bakery - Meat for track invite	\$188.32	
Stadium Sports - hurdles & officiating shirts	\$1,538.94	
rSchool Today- School Scheduler 21-22	\$187.50	
Jostens - 3D Chenille Os	\$96.45	
Kiefer Kotrous - Reimburse for hangers	\$17.66	
Ken Stenka- 12x18' flag for football field	\$385.00	
Summerland High School-Boys Golf Entry Fee	\$40.00	
Plainview High School - Boys Golf Entry Fee	\$60.00	
Boone Central High School- Boys Golf Entry Fee	\$80.00	
Hartington-Newcastle Public School-Boys Golf Entry Fee	\$50.00	
West Holt High School- Boys Golf Entry Fee	\$50.00	
Ainsworth Public Schools - Boys Golf Entry Fee	\$50.00	
Wayne High School- Boys Golf Entry Fee	\$110.00	
Cheryl Ludwig- HS Track Invite Worker	\$187.50	
Boone Central High School - JH Track Entry Fee	\$70.00	
Northwest High School - Boys & Girls Track Entry Fee	\$150.00	
Pierce High School - Fr/Soph Track Entry Fee	\$110.00	
Ord High School-JH Track Entry Fee	\$100.00	
Douglas Kubik-O'Neill HS Track Invite Starter	\$300.00	
John Nelson - O'Neill HS Track Invite Announcer	\$100.00	
John Nelson - O'Neill JH Track Invite Announcer	\$50.00	
West Holt High School - Wrestling Entry Fee	\$90.00	
TOTAL EXPENDITURES		\$4,554.32

ADJUSTMENTS

N/A		
TOTAL ADJUSTMENTS	\$	-

Balance - April 30, 2021 **\$ 23,632.17**

		<u>Beginning Balance</u>	<u>Expenses</u>	<u>Revenues</u>	<u>Balance Change</u>	<u>Balance</u>
05 704 0150	ACTIVITIES	23,143.08	3,670.30	17.38	0.00	19,490.16
	ACTIVITIES TOTAL	23,143.08	3,670.30	17.38	0.00	19,490.16
05 704 0126	ANNUAL	8,884.27	0.00	0.00	0.00	8,884.27
	ANNUAL TOTAL	8,884.27	0.00	0.00	0.00	8,884.27
05 704 0100	ATHLETICS	32,398.33	2,956.82	2.00	0.00	29,443.51
05 704 0101	ATHLETICS - MISC	0.00	0.00	0.00	0.00	0.00
05 704 0103	BASKETBALL DISTRICTS	0.00	0.00	0.00	0.00	0.00
05 704 0105	BASKETBALL - BOYS	(857.57)	0.00	0.00	0.00	(857.57)
05 704 0106	BASKETBALL - GIRLS	(334.44)	0.00	0.00	0.00	(334.44)
05 704 0107	BASKETBALL - BOYS/GIRLS	875.00	0.00	0.00	0.00	875.00
05 704 0108	CROSS COUNTRY	(644.00)	0.00	0.00	0.00	(644.00)
05 704 0109	FOOTBALL	(838.90)	0.00	0.00	0.00	(838.90)
05 704 0110	GOLF - BOYS	(1,044.80)	440.00	650.00	0.00	(834.80)
05 704 0111	GOLF - GIRLS	(475.00)	0.00	0.00	0.00	(475.00)
05 704 0114	SOFTBALL	(408.00)	0.00	0.00	0.00	(408.00)
05 704 0115	TRACK	(930.00)	1,067.50	5,501.00	0.00	3,503.50
05 704 0116	VOLLEYBALL DISTRICTS	0.00	0.00	0.00	0.00	0.00
05 704 0117	VOLLEYBALL	(749.00)	0.00	0.00	0.00	(749.00)
05 704 0118	WRESTLING	(5,358.13)	90.00	0.00	0.00	(5,448.13)
05 704 0120	ACTIVITY TICKETS - STUDENTS	0.00	0.00	0.00	0.00	0.00
05 704 0121	ACTIVITY TICKETS - ADULTS	200.00	0.00	0.00	0.00	200.00
05 704 0122	ACTIVITY TICKETS - FAMILY	200.00	0.00	0.00	0.00	200.00
05 704 0124	FINES/LOST EQUIPMENT	0.00	0.00	0.00	0.00	0.00
	ATHLETICS TOTAL	22,033.49	4,554.32	6,153.00	0.00	23,632.17
05 704 0212	CLASS OF '20	0.00	0.00	0.00	0.00	0.00
05 704 0213	CLASS OF '21	5,775.48	0.00	0.00	0.00	5,775.48
05 704 0214	CLASS OF '22	6,210.18	3,196.89	60.00	0.00	3,073.29
05 704 0215	CLASS OF '23	2,902.15	0.00	320.00	0.00	3,222.15
05 704 0216	CLASS OF '24	2,123.11	0.00	180.00	0.00	2,303.11
05 704 0217	CLASS OF '25	365.00	0.00	50.00	0.00	415.00
05 704 0218	CLASS OF '26	65.00	0.00	80.00	0.00	145.00
05 704 0300	ALUMNI	651.91	651.90	0.00	0.00	0.01
	CLASSES TOTAL	18,092.83	3,848.79	690.00	0.00	14,934.04
05 704 0301	BAND	2,476.98	0.00	0.00	0.00	2,476.98
05 704 0303	CHEERLEADERS	1,697.61	0.00	0.00	0.00	1,697.61
05 704 0304	CHEMISTRY CLUB	243.83	0.00	0.00	0.00	243.83
05 704 0305	ROBOTICS/CHESS CLUB	2,178.72	179.97	0.00	0.00	1,998.75
05 704 0306	CHOIR - JH/HS	4,282.54	0.00	0.00	0.00	4,282.54
05 704 0307	EUROPE TRIPS	1,073.23	0.00	0.00	0.00	1,073.23
05 704 0308	FACULTY FUND - ELEMENTARY	622.90	0.00	0.00	0.00	622.90
05 704 0309	FACULTY FUND - HIGH SCHOOL	27.95	0.00	234.00	0.00	261.95
05 704 0310	FINE ARTS CLUB	4,796.50	0.00	0.00	0.00	4,796.50
05 704 0311	FLAG CORPS	2,464.96	0.00	0.00	0.00	2,464.96
05 704 0312	JR COUNCIL	330.56	0.00	0.00	0.00	330.56
05 704 0313	LIBRARY - ELEMENTARY	1,380.16	383.96	0.00	0.00	996.20
05 704 0314	LIBRARY - HIGH SCHOOL	768.61	0.00	0.00	0.00	768.61
05 704 0315	ELEMENTARY ART	621.00	0.00	0.00	0.00	621.00
05 704 0317	MOCK TRIAL	69.13	0.00	0.00	0.00	69.13
05 704 0318	MUSIC CONTEST	0.36	0.00	0.00	0.00	0.36
05 704 0319	MUSICAL	414.74	100.82	1,251.01	0.00	1,564.93
05 704 0320	NATIONAL HONOR SOCIETY	625.43	0.00	0.00	0.00	625.43
05 704 0321	ONE ACTS	75.25	0.00	0.00	0.00	75.25

		<u>Beginning Balance</u>	<u>Expenses</u>	<u>Revenues</u>	<u>Balance Change</u>	<u>Balance</u>
05 704 0322	QUIZ BOWL TEAM	10.96	0.00	0.00	0.00	10.96
05 704 0323	SOUNDSATIONAL SINGERS	11,010.36	0.00	0.00	0.00	11,010.36
05 704 0324	SPEECH TEAM	1,391.14	0.00	201.00	0.00	1,592.14
05 704 0325	SPIRIT FUND	1,300.57	0.00	548.80	0.00	1,849.37
05 704 0326	STUDENT COUNCIL	1,349.23	160.00	328.47	0.00	1,517.70
05 704 0327	THEATRE/SWING CHOIR	0.00	0.00	0.00	0.00	0.00
05 704 0328	NATIONAL HISTORY DAY	38.43	0.00	0.00	0.00	38.43
05 704 0329	DRILL/DANCE TEAM	1,869.74	0.00	0.00	0.00	1,869.74
05 704 0330	DiL	0.00	0.00	0.00	0.00	0.00
05 704 0331	AUSTRALIA TRIP	0.00	0.00	0.00	0.00	0.00
05 704 0335	EAGLE EYE BROADCASTING	276.09	191.75	14.32	0.00	98.66
05 704 0336	HOLOCAUST LIT/CURRENT ISSUES	(202.80)	0.00	0.00	0.00	(202.80)
05 704 0337	WEIGHT ROOM	3,199.76	0.00	0.00	0.00	3,199.76
05 704 0338	PRESCHOOL	90.62	0.00	0.00	0.00	90.62
05 704 0339	OUTDOOR EDUCATION	23.91	0.00	0.00	0.00	23.91
05 704 0340	WASHINGTON DC TRIP	0.03	0.00	0.00	0.00	0.03
05 704 0341	INTERACT CLUB	1,785.04	0.00	0.00	0.00	1,785.04
05 704 0342	SUPPORT FUND	272.51	0.00	0.00	0.00	272.51
05 704 0343	FREE ENTERPRISE MARKET CLASS	(23.09)	0.00	0.00	0.00	(23.09)
05 704 0344	SENIOR ACTIVITY GYM PICTURES	121.00	0.00	0.00	0.00	121.00
05 704 0345	CTL	2,105.58	0.00	632.34	0.00	2,737.92
05 704 0346	ADMINISTRATION FUND	502.50	0.00	0.00	0.00	502.50
05 704 0347	CIRCLE OF FRIENDS	485.59	0.00	0.00	0.00	485.59
05 704 0348	EHA WELLNESS	931.07	0.00	0.00	0.00	931.07
	CLUBS TOTAL	50,688.70	1,016.50	3,209.94	0.00	52,882.14
05 704 0127	CONCESSIONS	11,700.21	444.09	1,806.82	0.00	13,062.94
	CONCESSIONS TOTAL	11,700.21	444.09	1,806.82	0.00	13,062.94
05 704 0104	ATHLETIC DONATIONS	0.00	0.00	0.00	0.00	0.00
05 704 0128	CLUB DONATIONS	1,565.05	0.00	0.00	0.00	1,565.05
	DONATIONS FOR TOTAL ATHLETICS	1,565.05	0.00	0.00	0.00	1,565.05
05 704 0129	FCCLA	5,611.75	632.20	619.96	0.00	5,599.51
	FCCLA TOTAL	5,611.75	632.20	619.96	0.00	5,599.51
05 704 0143	FFA	15,996.59	899.06	500.00	0.00	15,597.53
05 704 0151	FFA GREENHOUSE	2,778.51	515.90	0.00	0.00	2,262.61
	FFA TOTAL	18,775.10	1,414.96	500.00	0.00	17,860.14
05 704 0165	MID STATE CONFERENCE	0.00	0.00	0.00	0.00	0.00
	MID STATE TOTAL CONFERENCE	0.00	0.00	0.00	0.00	0.00
05 704 0102	GATE/ACTIVITY CASH BOX	251.00	3,740.00	3,740.00	0.00	251.00
05 704 0130	GUIDANCE	1,258.77	0.00	0.00	0.00	1,258.77
05 704 0131	INTEREST INCOME	86.79	0.00	28.08	0.00	114.87
05 704 0132	INTERVENTION FUND	114.33	0.00	0.00	0.00	114.33
05 704 0133	MISCELLANEOUS	2,305.57	0.00	0.00	0.00	2,305.57
05 704 0134	SUMMER SCHOLARSHIP FUND	1,082.24	0.00	0.00	0.00	1,082.24
05 704 0136	SCHOLARSHIPS	6,722.48	0.00	125.00	0.00	6,847.48
05 704 0137	TOP OF THE NEST/READ HEADS	49.53	0.00	0.00	0.00	49.53
05 704 0138	VOICES OF YOUTH	0.00	0.00	0.00	0.00	0.00
05 704 0139	BOOK FINES/LOCKS/PLANNERS	2,858.00	0.00	0.00	0.00	2,858.00
05 704 0141	INSUFFICIENT/CLOSED ACCT CHECKS	0.00	0.00	0.00	0.00	0.00
05 704 0145	MENTORING	131.17	0.00	0.00	0.00	131.17

		<u>Beginning Balance</u>	<u>Expenses</u>	<u>Revenues</u>	<u>Balance Change</u>	<u>Balance</u>
05 704 0147	BULLYING PREVENTION GROUP	0.00	0.00	0.00	0.00	0.00
05 704 0148	BACKPACK PROGRAM	4,442.31	0.00	0.00	0.00	4,442.31
05 704 0149	SCOREBOARD	5,883.00	0.00	0.00	0.00	5,883.00
	MISCELLANEOUS TOTAL	25,185.19	3,740.00	3,893.08	0.00	25,338.27
05 704 0152	PARENT GROUP	166.44	0.00	0.00	0.00	166.44
	PARENT GROUP TOTAL	166.44	0.00	0.00	0.00	166.44
05 704 0142	SPEECH MEET	2,192.58	0.00	0.00	0.00	2,192.58
	SPEECH TOTAL	2,192.58	0.00	0.00	0.00	2,192.58
05 704 0403	ALUMNI BASKETBALL	2,953.00	206.70	0.00	0.00	2,746.30
05 704 0405	BASKETBALL CLUB - BOYS	1,061.87	1,025.00	761.96	0.00	798.83
05 704 0406	BASKETBALL CLUB - GIRLS	(783.74)	0.00	0.00	0.00	(783.74)
05 704 0407	ELEMENTARY BOYS BB CLUB	919.42	0.00	0.00	0.00	919.42
05 704 0408	CROSS COUNTRY CLUB	5,682.26	253.00	221.00	0.00	5,650.26
05 704 0409	FOOTBALL CLUB	(260.10)	0.00	0.00	0.00	(260.10)
05 704 0410	GOLF CLUB - BOYS	830.56	828.18	952.00	0.00	954.38
05 704 0411	GOLF CLUB - GIRLS	344.06	0.00	0.00	0.00	344.06
05 704 0412	"O" CLUB	2,187.58	216.00	0.00	0.00	1,971.58
05 704 0414	SOFTBALL CLUB	4,264.90	0.00	0.00	0.00	4,264.90
05 704 0415	TRACK CLUB	6,042.79	3,268.07	3,998.00	0.00	6,772.72
05 704 0417	VOLLEYBALL CLUB	(1,045.62)	0.00	0.00	0.00	(1,045.62)
05 704 0418	WRESTLING CLUB	5,086.67	0.00	0.00	0.00	5,086.67
05 704 0420	JH/ELEM GIRLS BASKETBALL	1,342.88	0.00	0.00	0.00	1,342.88
05 704 0422	JH/ELEM GIRLS VOLLEYBALL	1,150.39	0.00	0.00	0.00	1,150.39
05 704 0423	JH TRACK CLUB	0.00	0.00	0.00	0.00	0.00
	SPORTS CLUBS TOTAL	29,776.92	5,796.95	5,932.96	0.00	29,912.93
05 704 0135	T & I	2,952.25	710.58	835.60	0.00	3,077.27
	T & I TOTAL	2,952.25	710.58	835.60	0.00	3,077.27
	GRAND TOTAL	220,767.86	25,828.69	23,658.74	0.00	218,597.91

<u>Invoice Date</u>	<u>Vendor Name</u>	<u>Account Number</u>	<u>Description</u>	<u>Amount</u>
04/28/2021	1			
04/28/2021	Alder Plumbing LLC	01 2620 352 000 0000 002	Repairs Toilet in Commons Area	166.25
04/28/2021	Alder Plumbing LLC	01 2620 610 000 0000 002	Repairs Toilet in Commons Area	204.70
04/28/2021	Alder Plumbing LLC	01 2620 610 000 0000 001	Repair Bathroom W of Activities Entrance	52.79
04/28/2021	Alder Plumbing LLC	01 2620 352 000 0000 001	Repair Bathroom W of Activities Entrance	75.00
			Vendor Total:	498.74
04/30/2021	Alder, Sara	01 2710 332 000 0000 001	Transportation - Apr 2021	574.56
			Vendor Total:	574.56
05/03/2021	Appeara	01 2610 610 000 0000 001	Custodial Supplies	307.34
	Appeara	01 2610 610 000 0000 002	Custodial Supplies	174.31
	Appeara	01 1100 610 000 1180 001	Class Supplies	100.00
			Vendor Total:	581.65
04/16/2021	Applied Connective Technologies	01 1160 382 000 1744 002	Cordless phone for Dev Eagles	354.00
			Vendor Total:	354.00
04/13/2021	Arant Creative Group	01 1100 352 000 2190 002	Lodging for Presenter at Elem	150.53
			Vendor Total:	150.53
05/01/2021	Avera St. Anthony's Hospital	01 2161 320 000 1195 002	OT Services - Apr 2021	603.00
	Avera St. Anthony's Hospital	01 6408 320 002 0000 002	OT Services - Apr 2021	703.50
	Avera St. Anthony's Hospital	01 6408 320 005 0000 002	OT Services - Apr 2021	1,105.50
	Avera St. Anthony's Hospital	01 2161 320 000 0000 002	OT Services - Apr 2021	4,179.15
	Avera St. Anthony's Hospital	01 2161 320 000 0000 001	OT Services - Apr 2021	1,072.00
			Vendor Total:	7,663.15
04/21/2021	Belmer, Ashley	01 1100 610 000 1145 002	Starter Blanks for Elem Track Meet	42.75
			Vendor Total:	42.75
04/16/2021	Bomgaars	01 2610 610 000 0000 001	Custodial Supplies	47.11
			Vendor Total:	47.11
04/30/2021	Brachle, Ashley	01 2710 332 000 0000 002	Transportation - Apr 2021	181.94
			Vendor Total:	181.94
05/01/2021	Breiner Welding & Fabrication Inc	01 1100 610 000 1180 001	Class Supplies	151.00
			Vendor Total:	151.00
04/30/2021				

<u>Invoice Date</u>	<u>Vendor Name</u>	<u>Account Number</u>	<u>Description</u>	<u>Amount</u>
	Breiner, Jeanne	01 2710 332 000 0000 001	Transportation - Apr 2021	424.54
			Vendor Total:	424.54
05/05/2021				
	Brown, Teresa	01 2310 610 000 0000 000	Book	42.70
			Vendor Total:	42.70
04/30/2021				
	Burival, Ed	01 2710 332 000 0000 001	Transportation - Apr 2021	143.64
			Vendor Total:	143.64
04/30/2021				
	Buxton, Cody	01 2710 332 000 0000 002	Transportation - Apr 2021	363.89
			Vendor Total:	363.89
04/29/2021				
	Carhart Lumber Co.	01 1100 610 000 1148 001	Class Supplies	22.62
			Vendor Total:	22.62
04/25/2021				
	CenturyLink	01 2670 382 000 0000 002	Fire Alarm Line	70.93
			Vendor Total:	70.93
04/30/2021				
	City of O'Neill Recycling Center	01 2610 410 000 0000 002	Water Damage Roll Off	174.99
			Vendor Total:	174.99
04/30/2021				
	City of O'Neill	01 2610 410 000 0000 001	Water, Sewer & Garbage	1,414.32
	City of O'Neill	01 2610 410 000 0000 002	Water, Sewer & Garbage	1,134.00
	City of O'Neill	01 2610 410 000 0000 000	Water, Sewer & Garbage	476.50
			Vendor Total:	3,024.82
04/30/2021				
	Clouse, Jessica	01 2710 332 000 0000 002	Transportation - Apr 2021	242.59
			Vendor Total:	242.59
04/30/2021				
	Clyde, Kayla	01 2710 332 000 2751 002	Transportation - Apr 2021	288.08
			Vendor Total:	288.08
05/01/2021				
	Cubby's, Inc.	01 2710 626 000 0000 001	Vehicle Fuel	188.57
	Cubby's, Inc.	01 2710 626 000 9000 001	Bus Fuel	352.16
			Vendor Total:	540.73
04/30/2021				
	Cuhel, Frank	01 2710 332 000 0000 002	Transportation - Apr 2021	485.18
			Vendor Total:	485.18
04/30/2021				
	Danielson, Joe	01 2710 332 000 2751 002	Transportation - Apr 2021	409.37
			Vendor Total:	409.37
04/30/2021				
	DeKay, Lindsay	01 2710 332 000 0000 002	Transportation - Apr 2021	373.46

<u>Invoice Date</u>	<u>Vendor Name</u>	<u>Account Number</u>	<u>Description</u>	<u>Amount</u>
			Vendor Total:	373.46
04/20/2021				
	Dell Marketing L.P.	01 6969 650 000 1195 000	5 Dell Computers for St. Marys	108.70
	Dell Marketing L.P.	01 6996 650 019 1195 000	5 Dell Computers for St. Marys	4,322.95
			Vendor Total:	4,431.65
04/30/2021				
	Doty, Jean	01 2710 332 000 2751 001	Transportation - Apr 2021	186.73
			Vendor Total:	186.73
04/30/2021				
	Engelhaupt, Monica	01 2710 332 000 0000 002	Transportation - Apr 2021	454.86
			Vendor Total:	454.86
04/19/2021				
	ESU #7	01 1200 591 000 0000 001	Transition Services - Mar 2021	106.40
			Vendor Total:	106.40
04/29/2021				
	Gokie Oil Company, Inc.	01 2713 626 005 9001 002	Vehicle Fuel	61.64
	Gokie Oil Company, Inc.	01 2712 626 000 9001 001	Vehicle Fuel	19.31
	Gokie Oil Company, Inc.	01 2712 626 000 9001 002	Vehicle Fuel	19.92
	Gokie Oil Company, Inc.	01 2710 626 000 0000 001	Vehicle Fuel	833.34
	Gokie Oil Company, Inc.	01 2712 626 000 9018 000	HC Van Fuel	183.52
			Vendor Total:	1,117.73
05/06/2021				
	Grafted Tree	01 1100 610 000 1145 002	Track Ribbons	248.30
			Vendor Total:	248.30
04/30/2021				
	Gruhn, Cindy	01 2710 332 000 0000 001	Transportation - Apr 2021	242.59
			Vendor Total:	242.59
04/30/2021				
	Gueta-Lopez, Gabriela	01 2710 332 000 0000 002	Transportation - Apr 2021	181.94
			Vendor Total:	181.94
04/11/2021				
	Hahlbeck, Heath	01 2620 352 000 0000 001	Repaired water leaks in concession RR	654.00
			Vendor Total:	654.00
04/30/2021				
	Hampton, Anita	01 2710 332 000 0000 001	Transportation - Apr 2021	515.51
			Vendor Total:	515.51
04/30/2021				
	Harris, Dustin	01 2710 332 000 0000 001	Transportation - Apr 2021	303.24
			Vendor Total:	303.24
05/06/2021				
	Harte's Lawn Service	01 2630 420 000 0000 000	Lawn Care	7,001.00
	Harte's Lawn Service	01 2630 610 000 0000 000	Fertilizer	2,604.20
			Vendor Total:	9,605.20

<u>Invoice Date</u>	<u>Vendor Name</u>	<u>Account Number</u>	<u>Description</u>	<u>Amount</u>
05/04/2021	Heartland Counseling Services, Inc.	01 6996 320 000 0000 000	School Therapy - April, 2021	1,000.00
			Vendor Total:	1,000.00
04/22/2021	Holt County Independent	01 2310 540 000 0000 000	Apr 12 Proceedings (4/22/21)	222.12
04/26/2021	Holt County Independent	01 2310 540 000 0000 000	Special Hearing & Meeting Notice	16.48
			Vendor Total:	238.60
04/15/2021	Holt County Tire	01 2620 350 000 0000 001	Repair tire to move bleachers	25.50
			Vendor Total:	25.50
04/22/2021	Holt County Treasurer	01 3300 610 000 1744 002	Title CarryOn Trailer Developing Eagles	10.00
			Vendor Total:	10.00
04/30/2021	Holz Lumber & Hardware, Inc.	01 2610 610 000 0000 001	Custodial Supplies	107.11
	Holz Lumber & Hardware, Inc.	01 2610 610 000 0000 002	Ceiling Tiles	827.25
			Vendor Total:	934.36
03/31/2021	HOOKandLOOP.COM	01 1200 610 000 0000 002	1/2" hook strip velcro	29.50
	HOOKandLOOP.COM	01 1200 610 000 0000 002	1/2" hook velcro dots	55.70
	HOOKandLOOP.COM	01 1100 610 000 0000 002	1 7/8 Coins White H/L	111.38
	HOOKandLOOP.COM	01 1100 610 000 0000 002	1 7/8 Coins Black H/L	111.38
	HOOKandLOOP.COM	01 1100 610 000 0000 002	shipping	22.24
			Vendor Total:	330.20
04/15/2021	Instrumentalist Awards LLC	01 1100 610 000 1108 001	John Philip Sousa Certificate	6.25
	Instrumentalist Awards LLC	01 1100 610 000 1108 001	Louis Armstrong Jazz Certificate	6.25
	Instrumentalist Awards LLC	01 1100 610 000 1108 001	Musicianship Certificate	8.00
	Instrumentalist Awards LLC	01 1100 610 000 1108 001	shipping	2.50
			Vendor Total:	23.00
04/20/2021	Island Supply Welding Co.	01 1100 610 000 1180 001	Class Supplies	295.85
04/20/2021	Island Supply Welding Co.	01 1100 610 000 1180 001	Class Supplies	361.12
			Vendor Total:	656.97
04/30/2021	Jackson, Cara	01 2710 332 000 2751 002	Transportation - Apr 2021	257.75
			Vendor Total:	257.75
04/25/2021	KBRX Radio	01 2310 540 000 0000 000	Notices/Admin Asst Ads	70.00
			Vendor Total:	70.00

<u>Invoice Date</u>	<u>Vendor Name</u>	<u>Account Number</u>	<u>Description</u>	<u>Amount</u>
04/30/2021	Kennedy, Valerie	01 2710 332 000 0000 002	Transportation - Apr 2021	424.54
			Vendor Total:	424.54
05/03/2021	KSB School Law	01 2330 317 000 0000 000	Legal Services - Apr 2021	320.00
			Vendor Total:	320.00
04/30/2021	Laible, Dustin	01 2710 332 000 0000 002	Transportation - Apr 2021	121.29
	Laible, Dustin	01 2710 332 000 0000 001	Transportation - Apr 2021	121.30
			Vendor Total:	242.59
04/30/2021	Larkowski, Johnathan	01 2710 332 000 0000 002	Transportation - Apr 2021	488.38
			Vendor Total:	488.38
04/16/2021	Lunchtime Solutions, Inc..	01 2310 610 000 0000 000	Teacher Appreciation	167.50
04/30/2021	Lunchtime Solutions, Inc..	01 1100 610 000 0000 002	Kdg Snacks - Apr 2021	789.98
	Lunchtime Solutions, Inc..	06 3100 630 000 0000 000	Food - Apr 2021	34,941.38
	Lunchtime Solutions, Inc..	01 1190 610 000 1190 002	PK Snacks - Apr 2021	592.48
	Lunchtime Solutions, Inc..	06 3100 630 000 1748 000	Food - Apr 2021	5,797.81
			Vendor Total:	42,289.15
03/19/2021	McIntosh Jewelry, Inc	01 2310 610 000 0000 000	Staff Appreciation - 2 clocks	168.00
			Vendor Total:	168.00
05/01/2021	Mid States School Bus, Inc	01 2790 510 000 0000 001	Activity Travel	4,461.50
	Mid States School Bus, Inc	01 2710 626 000 9000 001	Fuel	132.15
			Vendor Total:	4,593.65
05/06/2021	Mid-State Conference	01 2900 580 000 0000 001	2020-2021 Conference Meals	100.00
			Vendor Total:	100.00
04/30/2021	Miner, Cheryl	01 2710 332 000 0000 002	Transportation - Apr 2021	151.62
			Vendor Total:	151.62
04/30/2021	Moran, Ravynn	01 2710 332 000 0000 002	Transportation - Apr 2021	114.91
			Vendor Total:	114.91
04/20/2021	Morrow, Lara	01 2120 320 000 0000 002	PBIS Mtg Mar/Apr 2021	33.00
			Vendor Total:	33.00
04/30/2021	Nachtman, Jennifer	01 2710 332 000 0000 001	Transportation - Apr 2021	574.56
			Vendor Total:	574.56
05/03/2021				

<u>Invoice Date</u>	<u>Vendor Name</u>	<u>Account Number</u>	<u>Description</u>	<u>Amount</u>
	Nebraska Council of School Administrators	01 1200 330 000 0000 000	Leading for Inclusion Reg - S. Stelling	195.00
			Vendor Total:	195.00
05/03/2021				
	Neu You Physical Therapy, PC,	01 2171 320 000 0000 002	PT Services - Apr 2021	385.25
	Neu You Physical Therapy, PC,	01 2171 320 000 0000 001	PT Services - Apr 2021	217.75
	Neu You Physical Therapy, PC,	01 2171 320 000 1195 002	PT Services - Apr 2021	100.50
	Neu You Physical Therapy, PC,	01 6408 320 005 0000 002	PT Services - Apr 2021	485.75
	Neu You Physical Therapy, PC,	01 6408 320 002 0000 002	PT Services - Apr 2021	368.50
			Vendor Total:	1,557.75
04/29/2021				
	NoRedInk Corp	01 1100 643 000 1114 001	No Red Ink Subscription	1,650.00
			Vendor Total:	1,650.00
05/05/2021				
	O'Neill Auto Supply, Inc	01 2730 610 000 0000 000	Vehicle Maintenance	136.99
	O'Neill Auto Supply, Inc	01 1100 610 000 1180 001	Class Supplies	182.98
			Vendor Total:	319.97
04/17/2021				
	O'Neill, Pat	01 2620 352 000 0000 002	Repairs Ceiling Water Damage	500.00
			Vendor Total:	500.00
04/30/2021				
	Ogden Hardware	01 2610 610 000 0000 002	Custodial Supplies	107.88
	Ogden Hardware	01 2610 610 000 0000 001	Custodial Supplies	288.37
			Vendor Total:	396.25
04/30/2021				
	Ollendick, Mardy	01 2710 332 000 0000 001	Transportation - Apr 2021	60.65
			Vendor Total:	60.65
05/01/2021				
	One Office Solution	01 1100 610 000 0000 002	Copies	1,367.13
	One Office Solution	01 1100 610 000 0000 001	Copies	1,211.36
	One Office Solution	01 2510 610 000 0000 000	Copies	144.90
			Vendor Total:	2,723.39
04/30/2021				
	One Source, The Background Check Co., Inc	01 2510 350 000 0000 002	Background Checks	16.00
			Vendor Total:	16.00
05/05/2021				
	OPS District #7	01 6310 333 000 0000 002	Mlg - LETRS Trng (K Spader)	47.60
	OPS District #7	01 1200 333 000 0000 000	Mlg - NASES Conf (S Stelling)	182.56
			Vendor Total:	230.16
04/26/2021				
	OPS Imprest Account	01 1100 810 000 1108 001	West Holt HS - District Music	315.00
	OPS Imprest Account	01 1100 810 000 1141 001	West Holt HS - District Music	315.00
	OPS Imprest Account	01 1100 610 000 1108 001	NSAA Band State Medalist Awards	145.00

<u>Invoice Date</u>	<u>Vendor Name</u>	<u>Account Number</u>	<u>Description</u>	<u>Amount</u>
	OPS Imprest Account	01 1100 610 000 1108 001	NSAA Jazz Band State Medalist Awards	67.50
	OPS Imprest Account	01 1100 610 000 1108 001	NSA AMEdals Shipping	20.00
			Vendor Total:	862.50
04/19/2021				
	Paper101	01 1100 610 000 0000 000	Pink Pastel	79.32
	Paper101	01 1100 610 000 0000 000	Orchid/Lilac	79.32
	Paper101	01 1100 610 000 0000 000	Energetic Orange	59.75
	Paper101	01 1100 610 000 0000 000	Blue Pastel	79.32
	Paper101	01 1100 610 000 0000 000	Canary Pastel	79.32
	Paper101	01 1100 610 000 0000 000	Ultra Pink	59.75
	Paper101	01 1100 610 000 0000 000	Pumpkin	39.66
	Paper101	01 1100 610 000 0000 000	White 8.5 x 14	73.46
	Paper101	01 1100 610 000 0000 000	White CardStk	42.00
	Paper101	01 1100 610 000 0000 000	Ultra Lemon	59.75
	Paper101	01 1100 610 000 0000 000	Salmon	39.66
	Paper101	01 1100 610 000 0000 000	Goldenrod Pastel	39.66
	Paper101	01 1100 610 000 0000 000	Bright Red	119.50
	Paper101	01 1100 610 000 0000 000	Green Pastel	79.32
	Paper101	01 1100 610 000 0000 000	Bright Pine	59.75
04/09/2021				
	Paper101	01 1100 610 000 0000 000	White Paper (2 Pallets- 80 cases)	2,120.80
			Vendor Total:	3,110.34
04/30/2021				
	Parks, Katie	01 2710 332 000 0000 002	Transportation - Apr 2021	90.97
			Vendor Total:	90.97
05/06/2021				
	Pinkerman, Denise	01 2710 332 000 0000 002	Transportation Feb-Apr 2021	517.10
	Pinkerman, Denise	01 2710 332 000 0000 001	Transportation Feb-Apr 2021	517.11
			Vendor Total:	1,034.21
05/05/2021				
	Ranchland Auto Parts	01 2730 610 000 0000 000	Battery/Repairs	141.39
	Ranchland Auto Parts	01 2733 610 005 9001 002	Washer Fluid	5.03
	Ranchland Auto Parts	01 2732 610 000 9018 000	Washer Fluid	5.03
			Vendor Total:	151.45
05/06/2021				
	Reserve Account	01 2510 531 019 0000 000	Postage-COVID Vaccine	117.15
	Reserve Account	01 2510 531 000 0000 000	Postage	142.36
	Reserve Account	01 1200 531 000 0000 002	Postage	2.04
	Reserve Account	01 1200 531 000 0000 001	Postage	8.22
	Reserve Account	06 3100 531 000 0000 000	Postage	85.17
	Reserve Account	01 2510 531 000 0000 002	Postage	11.56
	Reserve Account	01 2510 531 000 0000 001	Postage	213.91

<u>Invoice Date</u>	<u>Vendor Name</u>	<u>Account Number</u>	<u>Description</u>	<u>Amount</u>
			Vendor Total:	580.41
04/20/2021	Rotary Club of O'Neill	01 2320 810 000 0000 000	Qtrly Dues 4/1/21 - 6/30/21 A Shane	90.00
			Vendor Total:	90.00
04/30/2021	Samland, Ron	01 2710 332 000 0000 002	Transportation - Apr 2021	316.01
			Vendor Total:	316.01
05/03/2021	Sayers, Angela	01 2710 332 000 0000 002	Transportation - Apr 2021	303.24
			Vendor Total:	303.24
04/30/2021	Schluns, Amanda	01 2710 332 000 0000 001	Transportation - Apr 2021	60.65
			Vendor Total:	60.65
04/20/2021	Schmitz Electric, Inc.	06 3100 610 000 0000 000	Repairs food warmer	5.00
	Schmitz Electric, Inc.	06 3100 352 000 0000 000	Repairs food warmer	120.00
			Vendor Total:	125.00
04/30/2021	Schrader, Charles	01 2710 332 000 0000 001	Transportation - Apr 2021	298.45
			Vendor Total:	298.45
04/20/2021	Security Shredding Services	01 2610 352 000 0000 000	Document Shredding	227.50
			Vendor Total:	227.50
04/30/2021	Seger, Becky	01 2710 332 000 0000 001	Transportation - Apr 2021	134.07
	Seger, Becky	01 2710 332 000 0000 002	Transportation - Apr 2021	134.06
			Vendor Total:	268.13
04/30/2021	Sholes, Molly	01 2710 332 000 0000 001	Transportation - Apr 2021	181.94
			Vendor Total:	181.94
04/21/2021	Sonova USA Inc	01 1200 610 000 0000 002	FM 10 Audio Shoes for K	100.00
	Sonova USA Inc	01 1200 610 000 0000 002	shipping handling	19.99
			Vendor Total:	119.99
04/30/2021	Stagemeyer, Carla	01 2710 332 000 0000 001	Transportation - Apr 2021	409.37
			Vendor Total:	409.37
03/05/2021	Stick It Vinyl Graphics	01 1100 610 000 1145 002	Floor spots to be waxed over	60.00
			Vendor Total:	60.00
04/16/2021	Sudbeck, Brittany	01 2120 320 000 0000 002	PBIS Mtg Mar/Apr 2021	33.00
			Vendor Total:	33.00
04/30/2021				

<u>Invoice Date</u>	<u>Vendor Name</u>	<u>Account Number</u>	<u>Description</u>	<u>Amount</u>
	Summers, Brandi	01 2710 332 000 0000 001	Transportation - Apr 2021	363.89
			Vendor Total:	363.89
04/16/2021				
	Taylor Made Printing, Inc.	01 2490 610 000 0000 001	Diplomas Covers (51)	1,202.45
			Vendor Total:	1,202.45
04/29/2021				
	Torpin's Rodeo Market	01 3300 610 000 1744 002	Dev Eagles Supplies	9.58
	Torpin's Rodeo Market	01 1100 610 000 1118 001	Class Supplies	357.10
	Torpin's Rodeo Market	01 1100 610 000 0000 002	Class Supplies	26.72
	Torpin's Rodeo Market	01 1200 610 000 1235 001	Class Supplies	336.04
	Torpin's Rodeo Market	01 2320 610 000 0000 000	CO Supplies	40.95
	Torpin's Rodeo Market	01 1100 610 000 1148 001	Class Supplies	12.15
			Vendor Total:	782.54
04/30/2021				
	VanEvery, Greg	01 2710 332 000 0000 001	Transportation - Apr 2021	131.40
	VanEvery, Greg	01 2710 332 000 0000 002	Transportation - Apr 2021	262.81
			Vendor Total:	394.21
04/30/2021				
	Welke, Amanda	01 2710 332 000 0000 001	Transportation - Apr 2021	126.40
			Vendor Total:	126.40
04/30/2021				
	Wilson, Sarah	01 2710 332 000 0000 001	Transportation - Apr 2021	262.81
	Wilson, Sarah	01 2710 332 000 0000 002	Transportation - Apr 2021	131.40
			Vendor Total:	394.21
05/04/2021				
	Wiseman, Tricia	01 2710 332 000 0000 002	Transportation - Apr 2021	363.89
			Vendor Total:	363.89
04/30/2021				
	Young, Heather	01 2710 332 000 0000 001	Transportation - Apr 2021	244.19
			Vendor Total:	244.19
			Checking Account Total:	107,792.01
<u>Checking</u>				
05/04/2021				
	OPS Activity Account	08 9000 950 000 0000 000	Deposits for Act Fund in error	322.34
			Vendor Total:	322.34
			Checking Account Total:	322.34

<u>Invoice Date</u>	<u>Vendor Name</u>	<u>Account Number</u>	<u>Description</u>	<u>Amount</u>
	Checking	1		
04/20/2021	Amazon.com	01 2220 640 000 0000 002	Credit on Book	(2.01)
04/12/2021	Amazon.com	01 3300 610 000 1744 002	Voit Playground Ball Prism pack of 6	35.20
04/11/2021	Amazon.com	01 2220 640 000 0000 001	Amina's Song (Amina's Voice) Hardcover -	16.79
	Amazon.com	01 2220 640 000 0000 001	Soul Lanterns Hardcover - March 16, 2021	16.99
	Amazon.com	01 2220 640 000 0000 001	The Mysterious Disappearance of Aidan S.	15.29
	Amazon.com	01 2220 640 000 0000 001	Furia Hardcover - September 15, 2020 by	14.39
	Amazon.com	01 2220 640 000 0000 001	That Way Madness Lies: 15 of Shakespeare	16.99
	Amazon.com	01 2220 640 000 0000 001	Wings of Ebony Hardcover - January 26, 2	17.99
	Amazon.com	01 2220 640 000 0000 001	Breathing Underwater Hardcover - March 3	13.89
	Amazon.com	01 2220 640 000 0000 001	The House That Wasn't There Hardcover -	15.29
	Amazon.com	01 2220 640 000 0000 001	Escape from . . . the Titanic Hardcover	16.19
	Amazon.com	01 2220 640 000 0000 001	All You Knead Is Love Hardcover - March	15.69
04/06/2021	Amazon.com	01 1100 610 000 0000 002	gray parchment paper	64.48
04/16/2021	Amazon.com	01 2220 640 000 0000 002	Dog Diaries: Ruffing It: A Middle School	8.99
04/15/2021	Amazon.com	01 2220 640 000 0000 001	Kisses and Croissants Hardcover - April	16.99
	Amazon.com	01 2220 640 000 0000 001	Pride and Premeditation (Jane Austen Mur	15.99
	Amazon.com	01 2220 640 000 0000 001	House of Hollow Hardcover - April 6, 202	15.18
05/03/2021	Amazon.com	01 2220 640 000 0000 001	Counting Down with You Hardcover - May 4	15.99
	Amazon.com	01 2220 640 000 0000 001	Dustborn Hardcover - April 20, 2021 by E	16.19
04/06/2011	Amazon.com	01 2220 640 000 0000 001	Credit on Book	(1.30)
04/28/2021	Amazon.com	01 1100 610 000 0000 002	organizer for colored paper	51.94

<u>Invoice Date</u>	<u>Vendor Name</u>	<u>Account Number</u>	<u>Description</u>	<u>Amount</u>
	Amazon.com	01 1100 610 000 0000 002	organizer for colored paper	37.99
04/11/2021				
	Amazon.com	01 2220 640 000 0000 001	Somewhere Between Bitter and Sweet Hardcover	19.29
05/03/2021				
	Amazon.com	01 2220 640 000 0000 001	The Forest of Stolen Girls Hardcover - A	18.99
	Amazon.com	01 2220 640 000 0000 001	Where Secrets Lie Hardcover - April 20,	19.99
	Amazon.com	01 2220 640 000 0000 001	Indivisible Hardcover - May 4, 2021 by D	18.99
04/28/2021				
	Amazon.com	01 2220 640 000 0000 001	The Beast and the Bethany (1) Hardcover	19.52
04/28/2021				
	Amazon.com	01 3300 610 000 1744 002	Uncle Milton Giant Ant Farm	18.78
	Amazon.com	01 3300 610 000 1744 002	National geographic readers: Ants by Mel	3.99
	Amazon.com	01 3300 610 000 1744 002	Ants for kids: A junior Scientists guide	8.99
04/19/2021				
	Amazon.com	01 2220 640 000 0000 001	Everyone Dies Famous in a Small Town Har	18.56
04/26/2021				
	Amazon.com	01 2220 640 000 0000 001	Time Bomb Hardcover - March 13, 2018 by	8.97
04/16/2021				
	Amazon.com	01 2410 610 000 0000 001	ACCO Xyron 2 sided laminate refill for e	113.94
04/16/2021				
	Amazon.com	01 1100 610 019 1118 001	400 pk Heavy Duty Forks for FCS	21.49
04/08/2021				
	Amazon.com	01 3300 610 000 1744 002	Voit Enduro CS3 Kickball set of 6	49.43
	Amazon.com	01 3300 610 000 1744 002	Voit Enduro Official Size CB2 basketball	36.90
	Amazon.com	01 3300 610 000 1744 002	Milton Water Bottle Kids Resuable	13.99
04/28/2021				
	Amazon.com	01 2220 640 000 0000 001	The Cost of Knowing Hardcover - April 6,	13.28
	Amazon.com	01 2220 640 000 0000 001	Zara Hossain Is Here Hardcover - April 6	15.99
	Amazon.com	01 2220 640 000 0000 001	Everything Sad Is Untrue: (a true story)	15.99
	Amazon.com	01 2220 640 000 0000 001	Marcus Vega Doesn't Speak Spanish Hardcover	11.29
	Amazon.com	01 2220 640 000 0000 001	Ghost Boys Hardcover - April 17, 2018 by	7.49
	Amazon.com	01 2220 640 000 0000 001	Dry Hardcover - October 2, 2018 by	14.34

<u>Invoice Date</u>	<u>Vendor Name</u>	<u>Account Number</u>	<u>Description</u>	<u>Amount</u>
			Neal	
	Amazon.com	01 2220 640 000 0000 001	Conference of the Birds by Ransom Riggs	11.49
	Amazon.com	01 2220 640 000 0000 001	Kate in Waiting Hardcover - April 20, 20	15.19
	Amazon.com	01 2220 640 000 0000 001	The Prison Healer Hardcover - April 13,	15.99
04/28/2021				
	Amazon.com	01 2220 640 000 0000 001	The Captive Kingdom (The Ascendance Seri	10.99
04/11/2021				
	Amazon.com	01 2220 640 000 0000 001	The Sky Above Us Hardcover - April 13, 2	18.99
			Vendor Total:	977.98
04/14/2021				
	Black Hills Energy	01 2610 621 000 0000 002	Natural Gas	2,938.12
	Black Hills Energy	01 2610 621 000 0000 001	Natural Gas	4,187.46
	Black Hills Energy	01 2610 621 000 0000 000	Natural Gas	248.13
			Vendor Total:	7,373.71
04/12/2021				
	Casey's General Stores, Inc.	01 2120 610 000 1197 001	Breakfast Pizza - Ed Quest Grant	76.98
04/16/2021				
	Casey's General Stores, Inc.	01 2310 610 000 0000 000	Donuts - Staff Appreciation	63.92
			Vendor Total:	140.90
05/02/2021				
	Clearfly	01 2510 382 000 0000 000	Telephone Service	438.90
			Vendor Total:	438.90
03/26/2021				
	DataCamp Limited	01 1100 350 000 0000 000	Technical Help	302.46
			Vendor Total:	302.46
04/13/2021				
	Dollar General	01 2310 610 000 0000 000	Paper products for Staff Appreciation	27.55
			Vendor Total:	27.55
05/01/2021				
	NPPD	01 2610 621 000 0000 002	Electricity	3,143.11
	NPPD	01 2610 621 000 0000 001	Electricity	5,024.00
	NPPD	01 2610 621 000 0000 000	Electricity	144.05
			Vendor Total:	8,311.16
04/26/2021				
	Teachers Pay Teachers	01 1100 610 000 0000 002	2nd Grade Digital Science Toothy ® Task	25.50
	Teachers Pay Teachers	01 1100 610 000 0000 002	Writing pages the bundle	15.00
			Vendor Total:	40.50
05/05/2021				
	Viaero Wireless	01 2224 382 019 0000 000	3 Hot Spots	53.25

<u>Invoice Date</u>	<u>Vendor Name</u>	<u>Account Number</u>	<u>Description</u>	<u>Amount</u>
			Vendor Total:	53.25
04/23/2021	Walmart.com	01 3300 610 000 1744 002	Milton water bottle 12 oz. kids reusable	155.00
			Vendor Total:	155.00
			Checking Account Total:	17,821.41

<u>Invoice Date</u>	<u>Vendor Name</u>	<u>Account Number</u>	<u>Description</u>	<u>Amount</u>
05/10/2021	1			
05/10/2021	Camp, Natalie	01 2161 320 000 0000 002	PT Services - April 2021	1,976.50
	Camp, Natalie	01 2161 320 000 0000 001	PT Services - April 2021	134.00
	Camp, Natalie	01 6408 320 005 0000 002	PT Services - April 2021	301.50
			Vendor Total:	2,412.00
04/30/2021				
04/30/2021	Comfort Inn - Kearney	01 1200 580 000 0000 000	Leading for Inclusion - Lodging - S. Ste	84.95
			Vendor Total:	84.95
04/29/2021				
04/29/2021	Engineered Controls,	01 2620 352 000 0000 002	Repairs	1,635.08
			Vendor Total:	1,635.08
05/10/2021				
05/10/2021	Frontline Technologies Group LLC	01 2510 643 000 0000 000	Applicant Tracking 7/4/21-7/3/22	2,308.64
			Vendor Total:	2,308.64
04/30/2021				
04/30/2021	Leaf Funding Inc	01 2530 442 000 0000 000	Copier Contract	989.00
			Vendor Total:	989.00
05/10/2021				
05/10/2021	Licensure Unit	01 3300 810 000 1744 002	License	50.00
			Vendor Total:	50.00
05/08/2021				
05/08/2021	Swiftreach Networks, LLC	01 2660 643 000 0000 000	Annual Renewal 6/1/21-5/31/22	2,499.25
			Vendor Total:	2,499.25
			Checking Account Total:	9,978.92

O'Neill Public Schools
Payroll Report
Apr - 2021

Employee Gross Wages	\$554,106.25
Substitute Employee Gross Wages	\$11,228.12
Health/Dental Ins Benefit	\$133,590.39
HSA Benefit	\$4,658.33
Retirement Benefit	\$53,583.74
Medicare/Social Security Taxes	\$42,061.91
Total Payroll Expense to District	\$799,228.74