

O'NEILL PUBLIC SCHOOLS BOARD OF EDUCATION

Monday, November 13, 2023
7:30 PM

Administrative Office
410 E Benton
O'Neill, NE 68763

Regular Board Meeting Agenda

Posted Locations:

Holt County Independent (print & website)
KBRX Radio
O'Neill Post Office
O'Neill Public Schools Administrative Office
O'Neill Jr-Sr High School
O'Neill Elementary School
O'Neill Public Schools Website

Posted Date: Thursday, November 2, 2023

The agenda sequence is provided as a courtesy only. The board reserves the right to consider each item in any sequence it deems appropriate. Therefore, we encourage visitors to attend the meeting from the beginning. As a result of a majority vote by the board, certain agenda items may be clearly necessary to discuss in executive session in order to protect the public interest or to prevent needless injury to the reputation of an individual, and if the individual has not requested a public meeting.

1. **Call to Order**
 - A. Roll Call
 - B. Excused/Unexcused Board Members
2. **Pledge of Allegiance**
3. **Recite Mission Statement**
4. **Approve Meeting Agenda**
5. **Approve Minutes of Previous Meeting(s)**
6. **Reception of Visitors**
7. **Oral and Written Communications**
8. **Old Business**
 - A. JH Golf
 - B. Superintendent Evaluation
 - C. Negotiations
9. **New Business**
 - A. Co-op Agreements
 - B. Additional Compensation Rates
 - C. 2023-2024 Calendar Update
 - D. ALICAP Safety Inspection
 - E. Personal Vehicle Use
 - F. Early Graduation Request
 - G. Nebraska Education Profile
 - H. Real Estate
 - I. Option Enrollment Report
10. **Administrative Reports**
11. **Bills and Claims and Payroll Report**
12. **Adjournment**

O'Neill Public Schools
Board of Education Regular Board Meeting
Monday, October 9, 2023

Board Members

Amy Jo Rowse - President
Coby Welke - Vice President
Michael Hammerlun - Vice President-Elect
Barton Becker - Member
Monica Huber - Member
Aaron Troester - Member

Board Secretary

Kathleen Marvin

Administrators

Michael Rotherham - Superintendent
William Wragge - High School Principal
Jim York - Elementary School Principal
Jill Brodersen - Assistant Principal
Nathan Larsen - Activities Director
DeAnna Clifton - Special Education Director

Board Treasurer

Carol Hammerlun

Attendance Taken at 7:30 PM.

Barton Becker: Present
Michael Hammerlun: Present
Monica Huber: Present
Amy Rowse: Present
Aaron Troester: Present
Coby Welke: Present

Posted Locations:

- Holt County Independent (website & print)
- KBRX Radio
- O'Neill Post Office
- O'Neill Public Schools Administrative Office
- O'Neill Jr-Sr High School
- O'Neill Elementary School
- O'Neill Public Schools Website

Posted: Thursday, September 28, 2023

1. Call to Order

The **regular board meeting** of the O'Neill Public School Board of Education was called to order by President **Amy Jo Rowse** at 7:30 pm, on **Monday, October 9, 2023** at the Administrative Offices at 410 East Benton, O'Neill, Nebraska.

1.A. Roll Call

Administrators Jill Brodersen, Nate Larsen, Mike Rotherham, Will Wragge and Jim York were present.

1.B. Excused/Unexcused Board Members

2. Pledge of Allegiance

The Pledge of Allegiance was recited.

3. Recite Mission Statement

The Mission Statement was recited.

4. Approve Meeting Agenda

A motion to approve the meeting agenda, passed with a motion made by Barton Becker and seconded by Coby Welke.

Michael Hammerlun: Yea, Monica Huber: Yea, Amy Rowse: Yea, Aaron Troester: Yea, Coby Welke: Yea, Barton Becker: Yea

Yea: 6, Nay: 0

5. Approve Minutes of Previous Meeting(s)

A motion to approve the minutes of the September 11, 2023 regular meeting and the September 25, 2023 special board meeting, passed with a motion made by Barton Becker and seconded by Coby Welke.

Monica Huber: Yea, Amy Rowse: Yea, Aaron Troester: Yea, Coby Welke: Yea, Barton Becker: Yea, Michael Hammerlun: Yea

Yea: 6, Nay: 0

6. Reception of Visitors

Visitors were welcomed and informed that this meeting was in compliance with the Nebraska Open Meetings Act which is posted on the south wall of the boardroom.

7. Oral and Written Communications

Communications received, either written or oral, were reviewed.

8. Old Business

8.A. Negotiations

A meeting with the O'Neill Education Association committee will be scheduled in the upcoming weeks. No action is necessary.

9. New Business

9.A. Snow Removal Bids

A motion to accept the bid from Emme Construction for snow removal for the 2023-2024 school year, passed with a motion made by Barton Becker and seconded by Monica Huber.

Amy Rowse: Yea, Aaron Troester: Yea, Coby Welke: Yea, Barton Becker: Yea, Michael Hammerlun: Yea, Monica Huber: Yea

Yea: 6, Nay: 0

9.B. Copier/Printing Bids

A motion to enter into a lease agreement with One Source One Solution for our copier/printing needs and to authorize Mr. Rotherham to negotiate the cost per color copy, passed with a motion made by Coby Welke and seconded by Michael Hammerlun.

Aaron Troester: Yea, Coby Welke: Yea, Barton Becker: Yea, Michael Hammerlun: Yea, Monica Huber: Yea, Amy Rowse: Yea

Yea: 6, Nay: 0

9.C. Recognition of the O'Neill Education Association

A motion to recognize the O'Neill Education Association as the exclusive bargaining agent for the 2025-2026 school year, passed with a motion made by Barton Becker and seconded by Coby Welke.

Coby Welke: Yea, Barton Becker: Yea, Michael Hammerlun: Yea, Monica Huber: Yea, Amy Rowse: Yea, Aaron Troester: Yea

Yea: 6, Nay: 0

9.D. JH Golf

Mr. Rotherham shared information regarding adding JH Golf as a spring activity. No action was taken.

9.E. School Board Work Session

The board discussed alternative times when it would be best to hold a work session with NASB representative, Marcia Herring. No action was taken.

9.F. Superintendent's Leave Report

The Superintendent's leave report was reviewed. No action is necessary.

9.G. Option Enrollment Report

There wasn't an Option Enrollment report for this month. No action is necessary.

10. Administrative Reports

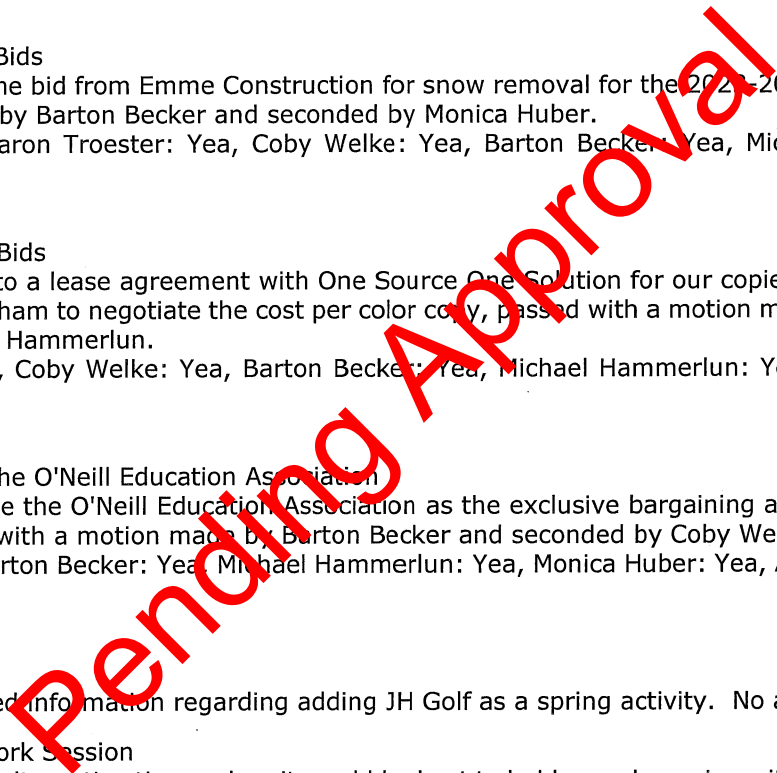
The administrative reports were reviewed.

11. Bills and Claims and Payroll Report

A motion to approve the bills and claims, and accept the payroll report, passed with a motion made by Barton Becker and seconded by Coby Welke.

Barton Becker: Yea, Michael Hammerlun: Yea, Monica Huber: Yea, Amy Rowse: Yea, Aaron Troester: Yea, Coby Welke: Yea

Yea: 6, Nay: 0



12. Adjournment

A motion to adjourn at 8:45 pm, passed with a motion made by Barton Becker and seconded by Michael Hammerlun.

Michael Hammerlun: Yea, Monica Huber: Yea, Amy Rowse: Yea, Aaron Troester: Yea, Coby Welke: Yea, Barton Becker: Yea

Yea: 6, Nay: 0



Kathleen Marvin

School Board Secretary Holt Co. Dist. #7

Pending Approval

<u>Vendor Name</u>				<u>Amount</u>
<u>Checking</u>		1		
Checking	1	Fund: 01	General Fund	
Amazon.com				1,050.39
Appeara				1,223.52
Ashfall Fossil Beds				325.00
Avera St. Anthony's Hospital				2,251.50
Banks, Andrea				248.28
Black Hills Energy				1,390.02
Bosselman Pump & Pantry Inc				77.65
Brachle, Ashley				212.82
Bright Wheel				50.00
Burival, Tony				168.01
Buxton, Cody				461.10
Camp, Natalie				7,072.92
Carhart Lumber Co.				1,590.48
Casey's General Stores, Inc.				192.45
Cengage Learning, Inc				528.00
CenturyLink				75.54
City of Lincoln (Park N Go)				22.50
City of O'Neill Recycling Center				16.77
City of O'Neill				11,465.00
Clearfly				444.58
Clouse, Jessica				148.03
ComputerHardwareInc				267.88
Connot Tire Service				1,84.90
Corkle, Rebecca				69.73
CS Construction				1,750.00
Cubby's, Inc.				2,434.79
Cuhel, Frank				567.51
DeKay, Lindsay				436.83
Dickau, Carla				672.05
Dickau, Jacob				201.61
Dykshorn, Melissa				209.08
Dynavox Systems				199.00
edHelper.com				55.98
Egan Supply Co				212.32
Elkhorn Valley Family Medicine				173.50
Engineered Controls, Inc.,				5,530.00
ESU #8				90,296.50
Fisher, Tonya				532.04
Fox's Food Plaza				1,132.92
Gruhn, Cindy				248.28
Gueta-Lopez, Gabriela				212.81
Hacienda Real Family Restaurant				18.15
Harte's Lawn Service				10,418.00
Heartland Counseling Services, Inc.				1,000.00
Heartland Fire Protection				99.99
Hilton Omaha				426.00
Holt County Independent				463.46
Hyvee				50.50
J & L Collision Center, Inc				45.00
J.W. Pepper & Son, Inc.				28.80
JourneyEd.com, Inc.				1,943.93
Kennedy, Valerie				470.43
Klasna, Lala				461.10
Klein, Carre				4,988.88

Pending Approval

<u>Vendor Name</u>	<u>Amount</u>
Kliment, Zachary	58.77
Krysl, Lisa	106.41
KSB School Law	2,367.50
La Costenita Market	256.74
Laible, Dustin	283.75
Leaf Funding Inc	1,131.64
Lincoln Marriott Cornhusker	22.99
Little Disciples Child Development Center	1,600.00
Lunchtime Solutions, Inc..	1,189.53
McGraw-Hill School Education Holdings, LLC	519.36
McNiff, Matthew	3,000.00
MFI Medical Equipment Inc	887.00
Miner, Cheryl	177.35
Musician's Choice LLC	74.80
MusicPlay	174.95
NAJE	100.00
NASB-Nebr Assoc of School Boards	1,173.00
Nebraska Council of School Administrators	150.00
Nebraska Department of Education	250.00
Nebraska Music Educators Association	100.00
Nebraska Safety Center	255.00
Neligh Oakdale Schools	1,104.63
Neu You Physical Therapy, PC,	2,842.51
North Central District Health Department	500.00
NPPD	15,500.22
NSASSP Region III	20.00
O'Neill Printing Company	87.95
Ogden Hardware	852.84
Ollendick, Kacey	70.94
One Office Solution	2,499.31
One Source, The Background Check Co.,Inc	139.00
OPS Activity Account	51,000.00
Parks, Katie	106.41
Pearson, Inc, NCS	477.00
Pitney Bowes Bank Inc	319.26
Pitney Bowes Global Financial Services, LLC	488.76
Popplers Music, Inc	316.90
Postmaster	14.15
Prairie View Industries Inc	8,014.40
Prestige Group Inc	5,850.00
Pump & Pantry - Hastings	56.72
Quik 6 - Friend	49.05
Ranchland Auto Parts	45.60
Sawyer, Debra	57.65
Sayers, Angela	560.04
Schluns, Amanda	70.94
Shad's Electric	156.00
Sholes, Molly	212.41
Smoke It Up Welding	37.72
Spangler, Cindy	218.42
Special T's & More	491.25
Steppco Refrigeration	12,099.86
Stevenson, Alexis	146.62
Taco John's	74.58
TAESE/USU	250.00
Teachers Pay Teachers	54.20

Pending Approval

<u>Vendor Name</u>	<u>Amount</u>		
Teaching Strategies, LLC	822.25		
Three River	480.59		
Torpin's Rodeo Market	1,627.37		
University of Nebraska - Kearney	2,000.00		
UNK eMarket	200.00		
VanEvery, Maria	728.05		
Viaero Wireless	157.76		
Welke, Amanda	141.88		
Wettlaufer, Kristin	595.51		
York, Hugh	96.00		
Young, Heather	301.49		
Young, Sara	390.16		
		Fund Total:	281,826.02

Checking	1	Fund: 06	NUTRITION FUND		
Amazon.com				27.74	
Lunchtime Solutions, Inc..				68,501.99	
OPS Building Fund				8.90	
Pitney Bowes Bank Inc				99.30	
Sawyer, Debra				18.95	
Weekley, Sadie				12.20	
					Fund Total:
					68,669.08
				Checking Account Total:	350,495.10

Pending Approval

Board Calendar

August

- Policy Committee Meeting (as needed)
- Pass Resolution for Re-Adoption of all Existing Policies, Regulations and Handbooks
- Direct Superintendent to sign Extra Duty Contracts
- Board Committee Assignments
- Special Meeting for 2nd Set of Payables
- Hold Budget Hearing

September

- Budget Committee Meeting (as needed)
- Distribute Superintendent Evaluations
- Advertise for Snow Removal Bids (yearly)
- Authorize for Copier/Printing Bids (every 5 years, approved 2018)
- Approve Budget

October

- Negotiations Committee Meeting (as needed)
- Superintendent Evaluation - Board Members Only
- Approve for Copier/Printing Contract (every 5 years, approved 2018)
- Accept Snow Removal Bids
- Review Superintendent's Leave Report

November

- Budget Committee Meeting (as needed)
- Review Superintendent's Evaluation w/ Superintendent
- Negotiations Committee Meeting (as needed)
- Review the Nebraska Educational Profile
- Title I Review w/ St. Mary's

December

- Approve Superintendent's Contract
- Negotiations Committee Meeting (as needed)
- Committee on American Civics Meeting (public comment will be received)
- Review Audit
- Review Superintendent's Leave Report

January

- Budget Committee Meeting (as needed)
- Negotiations Committee Meeting (as needed)
- Board Retreat
- Potential Conflict of Interest Statement Exhibit 202.02E1
- Appoint District Non-Discrimination Compliance Coordinator

- Employment of Immediate Family Members Disclosure Statement Exhibit 202.02E2
- Post Superintendent's Contract per Requirements of the Superintendent's Transparency Act
- Set Administrator's Salaries

February

- Policy Committee Meeting (as needed)
- Approve School Calendar
- Review Student Achievement Data
- Review Tenured Staff
- Set Other Non-teaching Staff Salaries
- Advertise for Lawn Care Bids (every two years, approved in 2021)
- Advertise for Audit Services (every three years, approved in June 2018)

March

- Budget Committee Meeting
- Set Classified Staff Salaries
- Review Policy #502.02 – Nonresident Students - Option Enrollment
- Accept Lawn Care Bids
- Accept Audit Services Bid
- Review Superintendent's Leave Report

April

- Legislative Committee Meeting (as needed)
- Compensation for Substitutes, Developing Eagles, Interpreters, Accompanist, and Off Contract Certified Staff
- RFP for lunch
- Audit Contract (every three years, beginning 2022, approved for 2021-2022 Audit)

May

- Budget Committee Meeting
- Approve Lunch Contract (yearly)
- Set Lunch Prices for Upcoming School Year
- Student Fee Policy #5045 - Advertise Hearing

June

- Board Retreat
- Review Student Fee Policy #5045
- Authorize Superintendent to Apply for Federal Funds
- Transportation Contract (every three years, approved Aug 2020)
- Activity Assignments
- Parent & Family Involvement in the Schools Policy #1005.03 - Advertise Hearing
- Committee on American Civics Meeting (public comment will be received)
- Review Superintendent's Leave Report

July

- Budget Committee Meeting
- Approve Audit Engagement
- Review Parent & Family Involvement in the Schools Policy #1005.03
- Review Bullying Prevention Policy #504.20

Board Meeting Dates

- July 10, 2023
- August 14, 2023
- September 11, 2023
- October 9, 2023
- November 13, 2023
- December 11, 2023
- January 15, 2024
- February 12, 2024
- March 11, 2024
- April 15, 2024
- May 13, 2024
- June 10, 2024
- July 15, 2024

NEBRASKA OPEN MEETINGS ACT

84-1407. Act, how cited. Sections 84-1407 to 84-1414 shall be known and may be cited as the Open Meetings Act.

84-1408. Declaration of intent; meetings open to public. It is hereby declared to be the policy of this state that the formation of public policy is public business and may not be conducted in secret. Every meeting of a public body shall be open to the public in order that citizens may exercise their democratic privilege of attending and speaking at meetings of public bodies, except as otherwise provided by the Constitution of Nebraska, federal statutes, and the Open Meetings Act.

84-1409. Terms, defined. For purposes of the Open Meetings Act, unless the context otherwise requires:

(1)(a) Public body means (i) governing bodies of all political subdivisions of the State of Nebraska, (ii) governing bodies of all agencies, created by the Constitution of Nebraska, statute, or otherwise pursuant to law, of the executive department of the State of Nebraska, (iii) all independent boards, commissions, bureaus, committees, councils, subunits, or any other bodies created by the Constitution of Nebraska, statute, or otherwise pursuant to law, (iv) all study or advisory committees of the executive department of the State of Nebraska whether having continuing existence or appointed as special committees with limited existence, (v) advisory committees of the bodies referred to in subdivisions (i), (ii), and (iii) of this subdivision, and (vi) instrumentalities exercising essentially public functions; and

(b) Public body does not include (i) subcommittees of such bodies unless a quorum of the public body attends a subcommittee meeting or unless such subcommittees are holding hearings, making policy, or taking formal action on behalf of their parent body, except that all meetings of any subcommittee established under section 81-15,175 are subject to the Open Meetings Act, (ii) entities conducting judicial proceedings unless a court or other judicial body is exercising rulemaking authority, deliberating, or deciding upon the issuance of administrative orders, and (iii) the Judicial Resources Commission or subcommittees or subgroups of the commission;

(2) Meeting means all regular, special, or called meetings, formal or informal, of any public body for the purposes of briefing, discussion of public business, formation of tentative policy, or the taking of any action of the public body; and

(3) Virtual conferencing means conducting or participating in a meeting electronically or telephonically with interaction among the participants subject to subsection (2) of section 84-1412.

84-1410. Closed session; when; purpose; reasons listed; procedure; right to challenge; prohibited acts; chance meetings, conventions, or workshops.

(1) Any public body may hold a closed session by the affirmative vote of a majority of its voting members if a closed session is clearly necessary for the protection of the public interest or for the prevention of needless injury to the reputation of an individual and if such individual has not requested a public meeting. The subject matter and the reason necessitating the closed session shall be identified in the motion to close. Closed sessions may be held for, but shall not be limited to, such reasons as: (a) Strategy sessions with respect to collective bargaining, real estate purchases, pending litigation, or litigation which is imminent as evidenced by communication of a claim or threat of litigation to or by the public body; (b) Discussion regarding deployment of security personnel or devices; (c) Investigative proceedings regarding allegations of criminal misconduct; (d) Evaluation of the job performance of a person when necessary to prevent needless injury to the reputation of a person and if such person has not requested a public meeting; (e) For the Community Trust created under section 81-1801.02, discussion regarding the amounts to be paid to individuals who have suffered from a tragedy of violence or natural disaster; or (f) For public hospitals, governing board peer review activities, professional review activities, review and discussion of medical staff investigations or disciplinary actions, and any strategy session concerning transactional negotiations with any referral source that is required by federal law to be conducted at arms length. Nothing in this section shall permit a closed meeting for discussion of the appointment or election of a new member to any public body.

(2) The vote to hold a closed session shall be taken in open session. The entire motion, the vote of each member on the question of holding a closed session, and the time when the closed session commenced and concluded shall be recorded in the minutes. If the motion to close passes, then the presiding officer immediately prior to the closed session shall restate on the record the limitation of the subject matter of the closed session. The public body holding such a closed session shall restrict its consideration of matters during the closed portions to only those purposes set forth in the motion to close as the reason for the closed session. The meeting shall be reconvened in open session before any formal action may be taken. For purposes of this section, formal action shall mean a collective decision or a collective commitment or promise to make a decision on any question, motion, proposal, resolution, order, or ordinance or formation of a position or policy but shall not include negotiating guidance given by members of the public body to legal counsel or other negotiators in closed sessions authorized under subdivision (1)(a) of this section.

(3) Any member of any public body shall have the right to challenge the continuation of a closed session if the member determines that the session has exceeded the reason stated in the original motion to hold a closed session or if the member contends that the closed session is neither clearly necessary for (a) the protection of the public interest or (b) the prevention of needless injury to the reputation of an individual. Such challenge shall be overruled only by a majority vote of the members of the public body. Such challenge and its disposition shall be recorded in the minutes.

(4) Nothing in this section shall be construed to require that any meeting be closed to the public. No person or public body shall fail to invite a portion of its members to a meeting, and no public body shall designate itself a subcommittee of the whole body for the purpose of circumventing the Open Meetings Act. No closed session, informal meeting, chance meeting, social gathering, email, fax, or other electronic communication shall be used for the purpose of circumventing the requirements of the act.

(5) The act does not apply to chance meetings or to attendance at or travel to conventions or workshops of members of a public body at which there is no meeting of the body then intentionally convened, if there is no vote or other action taken regarding any matter over which the public body has supervision, control, jurisdiction, or advisory power.

84-1411. Meetings of public body; notice; method; contents; when available; right to modify; duties concerning notice; virtual conferencing authorized; requirements; emergency meeting without notice; appearance before public body.

(1)(a) Each public body shall give reasonable advance publicized notice of the time and place of each meeting as provided in this subsection. Such notice shall be transmitted to all members of the public body and to the public. (b) (i) Except as provided in subdivision (1)(b)(ii) of this section, in the case of a public body described in subdivision (1)(a)(i) of section 84-1409 or such body's advisory committee, such notice shall be published in a newspaper of general circulation within the public body's jurisdiction and, if available, on such newspaper's website. (ii) In the case of the governing body of a city of the second class or village or such body's advisory committee, such notice shall be published by: (A) Publication in a newspaper of general circulation within the public body's jurisdiction and, if available, on such newspaper's website; or (B) Posting written notice in three conspicuous public places in such city or village. Such notice shall be posted in the same three places for each meeting. (iii) In the case of a public body not described in subdivision (1)(b)(i) or (ii) of this section, such notice shall be given by a method designated by the public

body.(c) In addition to a method of notice required by subdivision (1)(b)(i) or (ii) of this section, such notice may also be provided by any other appropriate method designated by such public body or such advisory committee. (d) Each public body shall record the methods and dates of such notice in its minutes. (e) Such notice shall contain an agenda of subjects known at the time of the publicized notice or a statement that the agenda, which shall be kept continually current, shall be readily available for public inspection at the principal office of the public body during normal business hours. Agenda items shall be sufficiently descriptive to give the public reasonable notice of the matters to be considered at the meeting. Except for items of an emergency nature, the agenda shall not be altered later than (i) twenty-four hours before the scheduled commencement of the meeting or (ii) forty-eight hours before the scheduled commencement of a meeting of a city council or village board scheduled outside the corporate limits of the municipality. The public body shall have the right to modify the agenda to include items of an emergency nature only at such public meeting.

(2)(a) The following entities may hold a meeting by means of virtual conferencing if the requirements of subdivision (2)(b) of this section are met: (i) A state agency, state board, state commission, state council, or state committee, or an advisory committee of any such state entity; (ii) An organization, including the governing body, created under the Interlocal Cooperation Act, the Joint Public Agency Act, or the Municipal Cooperative Financing Act; (iii) The governing body of a public power district having a chartered territory of more than one county in this state; (iv) The governing body of a public power and irrigation district having a chartered territory of more than one county in this state; (v) An educational service unit; (vi) The Educational Service Unit Coordinating Council; (vii) An organization, including the governing body, of a risk management pool or its advisory committees organized in accordance with the Intergovernmental Risk Management Act; (viii) A community college board of governors; (ix) The Nebraska Brand Committee; (x) A local public health department; (xi) A metropolitan utilities district; (xii) A regional metropolitan transit authority; and (xiii) A natural resources district. (b) The requirements for holding a meeting by means of virtual conferencing are as follows: (i) Reasonable advance publicized notice is given as provided in subsection (1) of this section, including providing access to a dial-in number or link to the virtual conference; (ii) In addition to the public's right to participate by virtual conferencing, reasonable arrangements are made to accommodate the public's right to attend at a physical site and participate as provided in section 84-1412, including reasonable seating, in at least one designated site in a building open to the public and identified in the notice, with: At least one member of the entity holding such meeting, or his or her designee, present at each site; a recording of the hearing by audio or visual recording devices; and a reasonable opportunity for input, such as public comment or questions, is provided to at least the same extent as would be provided if virtual conferencing was not used; (iii) At least one copy of all documents being considered at the meeting is available at any physical site open to the public where individuals may attend the virtual conference. The public body shall also provide links to an electronic copy of the agenda, all documents being considered at the meeting, and the current version of the Open Meetings Act; and (iv) Except as otherwise provided in this subdivision or subsection (4) of section 79-2204, no more than one-half of the meetings of the state entities, advisory committees, boards, councils, organizations, or governing bodies are held by virtual conferencing in a calendar year. In the case of an organization created under the Interlocal Cooperation Act that sells electricity or natural gas at wholesale on a multistate basis or an organization created under the Municipal Cooperative Financing Act, the organization may hold more than one-half of its meetings by virtual conferencing if such organization holds at least one meeting each calendar year that is not by virtual conferencing. The governing body of a risk management pool that meets at least quarterly and the advisory committees of the governing body may each hold more than one-half of its meetings by virtual conferencing if the governing body's quarterly meetings are not held by virtual conferencing.

(3) Virtual conferencing, emails, faxes, or other electronic communication shall not be used to circumvent any of the public government purposes established in the Open Meetings Act.

(4) The secretary or other designee of each public body shall maintain a list of the news media requesting notification of meetings and shall make reasonable efforts to provide advance notification to them of the time and place of each meeting and the subjects to be discussed at that meeting.

(5) When it is necessary to hold an emergency meeting without reasonable advance public notice, the nature of the emergency shall be stated in the minutes and any formal action taken in such meeting shall pertain only to the emergency. Such emergency meetings may be held by virtual conferencing. The provisions of subsection (4) of this section shall be complied with in conducting emergency meetings. Complete minutes of such emergency meetings specifying the nature of the emergency and any formal action taken at the meeting shall be made available to the public by no later than the end of the next regular business day.

(6) A public body may allow a member of the public or any other witness to appear before the public body by means of virtual conferencing.

(7)(a) Notwithstanding subsections (2) and (5) of this section, if an emergency is declared by the Governor pursuant to the Emergency Management Act as defined in section 81-829.39, a public body the territorial jurisdiction of which is included in the emergency declaration, in whole or in part, may hold a meeting by virtual conferencing during such emergency if the public body gives reasonable advance publicized notice as described in subsection (1) of this section. The notice shall include information regarding access for the public and news media. In addition to any formal action taken pertaining to the emergency, the public body may hold such meeting for the purpose of briefing, discussion of public business, formation of tentative policy, or the taking of any action by the public body. (b) The public body shall provide access by providing a dial-in number or a link to the virtual conference. The public body shall also provide links to an electronic copy of the agenda, all documents being considered at the meeting, and the current version of the Open Meetings Act. Reasonable arrangements shall be made to accommodate the public's right to hear and speak at the meeting and record the meeting. Subsection (4) of this section shall be complied with in conducting such meetings. (c) The nature of the emergency shall be stated in the minutes. Complete minutes of such meeting specifying the nature of the emergency and any formal action taken at the meeting shall be made available for inspection as provided in subsection (5) of section 84-1413. (8) In addition to any other statutory authorization for virtual conferencing, any public body not listed in subdivision (2)(a) of this section may hold a meeting by virtual conferencing if: (a) The purpose of the virtual meeting is to discuss items that are scheduled to be discussed or acted upon at a subsequent non-virtual open meeting of the public body; (b) No action is taken by the public body at the virtual meeting; and (c) The public body complies with subdivisions (2)(b)(i) and (2)(b)(ii) of this section.

84-1412. Meetings of public body; rights of public; public body; powers and duties.

(1) Subject to the Open Meetings Act, the public has the right to attend and the right to speak at meetings of public bodies, and all or any part of a meeting of a public body, except for closed sessions called pursuant to section 84-1410, may be videotaped, televised, photographed, broadcast, or recorded by any person in attendance by means of a tape recorder, a camera, video equipment, or any other means of pictorial or sonic reproduction or in writing.

(2) It shall not be a violation of subsection (1) of this section for any public body to make and enforce reasonable rules and regulations regarding the conduct of persons attending, speaking at, videotaping, televising, photographing, broadcasting, or recording its meetings, including meetings held by virtual conferencing. A body may not be required to allow citizens to speak at each

meeting, but it may not forbid public participation at all meetings.

(3) No public body shall require members of the public to identify themselves as a condition for admission to the meeting nor shall such body require that the name of any member of the public be placed on the agenda prior to such meeting in order to speak about items on the agenda. The body shall require any member of the public desiring to address the body to identify himself or herself, including an address and the name of any organization represented by such person unless the address requirement is waived to protect the security of the individual.

(4) No public body shall, for the purpose of circumventing the Open Meetings Act, hold a meeting in a place known by the body to be too small to accommodate the anticipated audience.

(5) No public body shall be deemed in violation of this section if it holds its meeting in its traditional meeting place which is located in this state.

(6) No public body shall be deemed in violation of this section if it holds a meeting outside of this state if, but only if: (a) A member entity of the public body is located outside of this state and the meeting is in that member's jurisdiction; (b) All out-of-state locations identified in the notice are located within public buildings used by members of the entity or at a place which will accommodate the anticipated audience; (c) Reasonable arrangements are made to accommodate the public's right to attend, hear, and speak at the meeting, including making virtual conferencing available at an in-state location to members, the public, or the press, if requested twenty-four hours in advance; (d) No more than twenty-five percent of the public body's meetings in a calendar year are held out-of-state; (e) Out-of-state meetings are not used to circumvent any of the public government purposes established in the Open Meetings Act; and (f) The public body publishes notice of the out-of-state meeting at least twenty-one days before the date of the meeting in a legal newspaper of statewide circulation.

(7) Each public body shall, upon request, make a reasonable effort to accommodate the public's right to hear the discussion and testimony presented at a meeting.

(8) Public bodies shall make available at the meeting or the in-state location for virtual conferencing as required by subdivision (6)(c) of this section, for examination and copying by members of the public, at least one copy of all reproducible written material to be discussed at an open meeting, either in paper or electronic form. Public bodies shall make available at least one current copy of the Open Meetings Act posted in the meeting room at a location accessible to members of the public. At the beginning of the meeting, the public shall be informed about the location of the posted information.

84-1413. Meetings; minutes; roll call vote; secret ballot; when; agenda and minutes; required on website; when.

(1) Each public body shall keep minutes of all meetings showing the time, place, members present and absent, and the substance of all matters discussed.

(2) Any action taken on any question or motion duly moved and seconded shall be by roll call vote of the public body in open session, and the record shall state how each member voted or if the member was absent or not voting. The requirements of a roll call or viva voce vote shall be satisfied by a public body which utilizes an electronic voting device which allows the yeas and nays of each member of such public body to be readily seen by the public.

(3) The vote to elect leadership within a public body may be taken by secret ballot, but the total number of votes for each candidate shall be recorded in the minutes.

(4) The minutes of all meetings and evidence and documentation received or disclosed in open session shall be public records and open to public inspection during normal business hours.

(5) Minutes shall be written or kept as an electronic record and shall be available for inspection within ten working days or prior to the next convened meeting, whichever occurs earlier, except that cities of the second class and villages may have an additional ten working days if the employee responsible for writing or keeping the minutes is absent due to a serious illness or emergency.

(6) Beginning July 31, 2022, the governing body of a natural resources district, the city council of a city of the metropolitan class, the city council of a city of the primary class, the city council of a city of the first class, the county board of a county with a population greater than twenty-five thousand inhabitants, and the school board of a school district shall make available on such entity's public website the agenda and minutes of any meeting of the governing body. The agenda shall be placed on the website at least twenty-four hours before the meeting of the governing body. Minutes shall be placed on the website at such time as the minutes are available for inspection as provided in subsection (5) of this section. This information shall be available on the public website for at least six months.

84-1414. Unlawful action by public body; declared void or voidable by district court; when; duty to enforce open meeting laws; citizen's suit; procedure; violations; penalties.

(1) Any motion, resolution, rule, regulation, ordinance, or formal action of a public body made or taken in violation of the Open Meetings Act shall be declared void by the district court if the suit is commenced within one hundred twenty days of the meeting of the public body at which the alleged violation occurred. Any motion, resolution, rule, regulation, ordinance, or formal action of a public body made or taken in substantial violation of the Open Meetings Act shall be voidable by the district court if the suit is commenced more than one hundred twenty days after but within one year of the meeting of the public body in which the alleged violation occurred. A suit to void any final action shall be commenced within one year of the action.

(2) The Attorney General and the county attorney of the county in which the public body ordinarily meets shall enforce the Open Meetings Act.

(3) Any citizen of this state may commence a suit in the district court of the county in which the public body ordinarily meets or in which the plaintiff resides for the purpose of requiring compliance with or preventing violations of the Open Meetings Act, for the purpose of declaring an action of a public body void, or for the purpose of determining the applicability of the act to discussions or decisions of the public body. It shall not be a defense that the citizen attended the meeting and failed to object at such time. The court may order payment of reasonable attorney's fees and court costs to a successful plaintiff in a suit brought under this section.

(4) Any member of a public body who knowingly violates or conspires to violate or who attends or remains at a meeting knowing that the public body is in violation of any provision of the Open Meetings Act shall be guilty of a Class IV misdemeanor for a first offense and a Class III misdemeanor for a second or subsequent offense.

84-1415. Open Meetings Act; requirements; waiver; validity of action. No motion, resolution, rule, regulation, ordinance, or formal action made, adopted, passed, or taken at a meeting as defined in section 84-1409 of a public body as defined in such section shall be invalidated because such motion, resolution, rule, regulation, ordinance, or formal action was made, adopted, passed, or taken at a meeting or meetings on or after March 17, 2020, and on or before April 30, 2021, pursuant to a Governor's Executive Order which waived certain requirements of the Open Meetings Act.

Revised
4-2022



PERRY, GUTHERY, HAASE & GESSFORD, P.C., L.L.O.
233 South 13th Street, Suite 1400,
Lincoln, NE 68508
(402) 476-9200
perrylawfirm.com



Nebraska Council
of School Administrators
455 South 11th Street, Suite A
Lincoln, NE 68508
(402) 476-8055
ncsa.org

November 1, 2023

Nebraska Dept. of Education
PO Box 94987
Lincoln, NE 68509-4987

Dept. of Environment & Energy
PO Box 98922
Lincoln, NE 68509-8922
Attn: Jim Macy

Dept. of Health & Human Services
301 Centennial Mall S.
Lincoln, NE 68508

O'Neill Schools Administration
410 E. Benton St.
O'Neill, NE 68763

Gaylen, Boettcher & Baier PC
1102 E. Douglas St.
PO Box 228
O'Neill, NE 68763

Dear Sirs:

I am Lyle Harvey at Page, Nebraska. My wife and I purchased the Page School property in the Village of Page last February 2023.

The Page School District merged with the O'Neill School District in 2007 or 2008. At the time of the merger, we in Page tried to persuade the O'Neill School Board to tear down the large building and give the small building and the property to the Village of Page but they refused to do either. Instead, they chose to sell the City block, along with the buildings, to a private citizen in Page for \$500. This person owned the property for two years and then sold it to a junk dealer. When the junk dealer passed away in December 2022, my wife and I purchased the property because it had been turned into a junkyard. There were 16 vehicles within and outside the large school house. There also had been drugs used in the property by the family of the deceased. Our intent was to clean up the property, demolish the buildings, which had fallen into a state of severe disrepair, and dispose of the blight in our village.

In August, I was contacted by Doug Gillespie from the Department of Health and Human Services informing me that an asbestos inspection and removal of any subsequent asbestos discovered were required before we could tear down the building and so we are currently in a \$32,000 asbestos removal process. Following the removal process, we will demolish the building at the approximate cost of \$67,000. That is \$100,000 expense the O'Neill School Board avoided.

When the Nebraska Department of Education promoted the redistricting of small schools, weren't some guidelines set as to how these small districts should be treated after the mergers took place? Why should individuals and small villages be required to carry out the work that should have been completed by the larger school districts? Is it totally legal for these larger school boards to treat us this way? I am told there is a CDFI Fund 870-0061 that can or should be used to help us. How do we make contact with such a fund? I am also told it is illegal for school boards to sell off their responsibilities for paltry sums. Who enforces this? Can you offer any advice or assistance?

I was informed by one attorney that there is a statute of limitations of five years to sue the O'Neill School Board. However, another attorney told me that there is no statute of limitations on asbestos issues. Please clarify this information for me. If we could receive \$32,000 from the O'Neill School Board, it would go a long way in restoring my faith in that institution. As of today, many in the community of Page share my negative feelings and would not support any issue the school board might put before us.

Thank you.

Lyle Harvey
Box 167
Page, NE 68766
402-340-8571 (and I text)

Exit Presentation

Prepared For:

O'Neill Public Schools

November 8 & 9, 2023





EXTERNAL TEAM MEMBERS:

Team Lead: Dr. Christopher Prosocki

Team Member: Sarah Edwards

Team Member: Kristen Evans

Team Member: Tiffany Guenther



Purpose:

The primary purpose of the visitation team is to validate efforts taken by the school to ensure student growth and to suggest actions to meet specific needs. Professional experiences, viewpoints, and analysis of data in the spirit of collaboration, provide valuable insight to meet the expectations of Continuous Improvement.

92 NAC Chapter 10, 009.01B

The school improvement process includes a visitation by a team of external representatives to review progress and provide written recommendations. A copy of the school system's improvement plan and the written recommendations of the external representatives are provided to the Department. The external team visits are conducted at least once each five years.



Visitation Data

Evidence of Processes:


Action Plan
School Profile
Assessment Data
Opening Presentation
Perceptual Data

Focus Group Interviews:

Administration - 4
Board Members - 3
Classified Staff - 4
Community Stakeholders - 6
Students - 5
Teachers - 8

Classroom Visits:

Elementary - 7
Jr. High & High School - 8



Progress on Goals



Goal #1

Writing Goal: All students will improve skills in written communication in all curriculum areas (Structure, Mechanics, and Citing Evidence)

STRATEGIES from the Action Plan:

- RACE Writing Strategy, easy CBM Writing, Semesterly Writing assessments, iXL, No Red Ink

OBSERVATIONS:

- Student interviews, staff interviews, parent/patron interviews



Goal #2

Reading Goal: All students will improve reading skills (Fluency, Comprehension, and Analysis)

STRATEGIES from the Action Plan:

- Newsela, Achieve3000, iXL, Specific Reading interventions, Fusion Reading, Walking to Read, MTSS Problem-Solving Model

OBSERVATIONS:

- Student interviews, staff interviews, parent/patron interviews



Developing Themes



Focus Group Interviews

Method for gathering qualitative about student, staff, and community beliefs and experiences with the school system. Focus Group Interviews allow for deeper discussions on Continuous Improvement implementation by the school system.

Core Questions:

- Continuous Improvement processes and communication.
- “What words would you use to describe this school?”
- “What would you like to see changed at this school?”
- Student learning and support with academics.




Themes from Focus Groups

Dream, Believe, Achieve...Empowering Today's Students to be Tomorrow's Leaders.

- The O'Neill Way and The Eagle Way
- Teacher dedication to students
- The whole child and inclusion
- Safe and conducive learning environment
 - Everyone has a "person"
- Positive and welcoming environment
- Opportunities for student growth; academically and socially
 - Small community with big opportunities

Commendations & Recommendations





Commendations

1. Whole Child - Special Education Department, SUN Room, CTL Room, Family Literacy Program, Sixpence
2. Opportunities - Academic and Athletic, Dual Credit, Canvas, O-Club, etc.
3. Supportive - Staff, Relationships, Lots of PRIDE, “Growing” your own
4. Technology - Eagle Eye Broadcasting, Apple Distinguished School, 1:1, Canvas, Easy access



Recommendations

Utilize a SMART goal format for the following:

1. Short/Long Term Planning - District, Facilities, Vehicles, Curriculum, Technology, Succession Planning
2. School Improvement/MTSS - More Systematic Process
3. SEL/Mental Health - What does it look like, Alternative Education
4. Review Mission and Vision Statement



Office of
Accountability,
Accreditation, and
Program Approval

The External Team would like to thank the school community for welcoming us and allowing us to experience your school system.

Team Lead: Dr. Christopher Proski


Team Member: Sarah Edwards

Team Member: Kristen Evans

Team Member: Tiffany Guenther

NEBRASKA CONTINUOUS IMPROVEMENT EXTERNAL REPORT

(Revised, July, 2022)



Prepared For:	O'Neill Public Schools
Head Administrator:	Mike Rotherham, Superintendent
Dates of Visit:	November 8 & 9, 2023



TABLE OF CONTENTS

Introduction and Purpose of the Visit	3
External Visitation Team	4
On-Site Agenda	6
Review of Continuous Improvement Process	8
Summary	10

Introduction and Purpose of the Visit

92 NAC 10 "Regulations and Procedures for the Accreditation of Nebraska Schools"

Section 009 of Rule 10 describes Continuous Improvement as, *"A systematic on-going process guides planning, implementation, and evaluation and renewal of continuous school improvement activities to meet local and statewide goals and priorities. The school improvement process focuses on improving student learning. The process includes a periodic review by visiting educators who provide consultation to the local school/community in continued accomplishment of plans and goals."*

The purpose of the External Visit is to review the documentation and efforts for continuous improvement by the school system and to affirm compliance with Section 009 of Rule 10. External Visits serve to also provide meaningful feedback that can be used to continue improvement goals. In Nebraska, a network of professional peers' volunteer to serve on External Teams. Prior to the visit team members verse themself on best practices and data literacy for Continuous Improvement.

O'Neill Public Schools invited the 2023 External Team to review their school improvement process to fulfill the accreditation requirements under Rule 10. The purpose of the visit was to review the O'Neill Public Schools Continuous Improvement Process, provide feedback on the identified school improvement goals, and the related action plan implementation. In addition, the team commended the school's successes and provided recommendations for moving forward in the continuous improvement process.

O'Neill Public Schools last external visit took place in February of 2019. The recommendation for the O'Neill Public Schools was: leaders implement operational processes and procedures to ensure organizational effectiveness in support of teaching and learning.

Christopher Prosocki, the External Team Leader, contacted Mike Rotherham & Jim York, in April of 2023 to discuss initial plans for the external review. They established a review date of November 8 & 9, 2023, and opened lines of communication to prepare for the visit. Between the months of April of 2023 through November of 2023, Christopher Prosocki communicated with Jim York, the Elementary School Principal, and Mike Rotherham, the Superintendent, to create the external review agenda and plan the logistics of the visit.

O'Neill Public Schools emailed documents and distributed items through a Google website containing information on their continuous school improvement process to team members in late October of 2023. This information, which included each district's improvement goals and action plans, were reviewed by individual team members. Christopher Prosocki, the External Team Leader, communicated team members' expectations through emails and a Zoom meeting.

The day of the visit, as described in the agenda, was spent interviewing school board members, school improvement committee members, district leadership team, certified staff, classified staff, community members, and students in order to build a better understanding of O'Neill Public Schools continuous improvement process and progress on identified goals. The team was also given a tour of the facilities and observed different classrooms during the visit.

The external team expresses appreciation for the hospitality of the administration, staff, and students. The visit was productive due to the preparations made by the committees and administration. O'Neill Public Schools were both welcoming and helpful as the team conducted its work. It was evident through our interviews that staff and administration are committed to providing a safe and conducive learning environment for all students at O'Neill Public Schools. The team wishes the staff and its students' success through the continuous improvement process and in the years ahead.

External Visitation Team

The responsibilities of the External Team include:

- 1) Review school system evidence of Continuous Improvement.
- 2) Observe educational services provided by the school system.
- 3) Assess the progress and effectiveness of the Action Plan.
- 4) Provide feedback for continued improvement.

Peer review is a common strategy for supporting school and teacher improvement. Research suggests the potential value in peer review as a part of larger school improvement initiatives. Of particular note, some suggest that peer reviews may reduce "top-down" accountability mindsets and generate greater practitioner-driven innovations. Several states utilize peer review as part of their larger school quality, accountability, or accreditation processes, though peer review is rarely

linked to a broader CI process (*Data Literacy Workbook, Hanover Research, February 2022*).

Serving as an External Visit volunteer is an important responsibility. The Nebraska Department of Education (NDE) appreciates the leadership skills and peer collegiality of educators throughout the state that volunteer for this role.

External Team Roster

	Name	Position	Phone	Email
Team Leader	Dr. Christopher Prososki	Superintendent, Southern School District	402-645-3326	cprososki@southernschools.org
Member	Sarah Edwards	Elementary Principal, Hartington-Newcastle Public Schools	402-254-3947	sedwards@hnsccats.org
Member	Kristen Evans	Media Specialists, Neligh-Oakdale Public Schools	402-887-4166	kevans@nowarriors.org
Member	Tiffany Guenther	Title I Coordinator, Randolph Public Schools	402-337-3044	tiffany.guenther@rcards.org

On-Site Agenda

Wednesday, November 8

Time	Event	Where	Who
4:00 p.m. – 5:45 p.m.	Check Inn	Hotel	External Visitation Team
5:45 p.m. – 6:00 p.m.	External Visitation Team Arrives	O'Neill Public Schools	External Visitation Team
6:00 p.m. – 6:45 p.m.	Dinner	O'Neill Public Schools	Administration, External Visitation Team, & School Improvement Team
6:45 p.m. – 7:30 p.m.	School Improvement Journey Presentation	O'Neill Public Schools	Administration, Board Members, External Visitation Team, & School Improvement Team
7:30 p.m. – 8:15 p.m.	Interview with Board Members	O'Neill Public Schools	External Visitation Team & Board Members
8:15 p.m. – 8:45 p.m.	Team Debriefing & Review of Schedule	O'Neill Public Schools	External Visitation Team

Thursday, November 9

Time	Event	Where	Who
7:15 a.m. – 7:45 a.m.	Light Breakfast	O'Neill Public Schools	Administration & External Visitation Team
7:45 a.m. – 8:30 a.m.	Tour of Buildings	O'Neill Public Schools	Administration & External Visitation Team

8:30 a.m. – 9:00 a.m.	Interviews with District Leadership Team	O'Neill Public Schools	Administration & External Visitation Team
9:05 a.m. – 9:35 a.m.	Interviews with Certified Staff	O'Neill Public Schools	Certified Staff & External Visitation Team
9:40 a.m. – 10:10 a.m.	Interviews with Classified Staff	O'Neill Public Schools	Classified Staff & External Visitation Team
10:10 a.m. – 10:40 a.m.	Break, Classroom Observations, Other Needed Items, & Team Artifact Review	O'Neill Public Schools	External Visitation Team & TBD
10:40 a.m. – 11:10 a.m.	Interviews with Parent/Patrons	O'Neill Public Schools	External Visitation Team & Parent/Patrons
11:15 a.m. – 11:45 a.m.	Interviews with Students	O'Neill Public Schools	External Visitation Team & Students (6 Students)
11:45 a.m. – 12:30 p.m.	Lunch	O'Neill Public Schools	External Visitation Team
12:30 p.m. – 3:00 p.m.	Team Artifact Review & Discussion/Draft Commendations & Recommendations	O'Neill Public Schools	External Visitation Team
3:00 p.m. – 3:30 p.m.	Preliminary Findings Presentation	O'Neill Public Schools	District Leadership Team & External Visitation Team
3:45 p.m. – 4:15 p.m.	Oral Report	O'Neill Public Schools	All Certificated Staff & External Visitation Team

Review of Continuous Improvement Process

NAC 92 Chapter 10

009.01A The school system develops and implements a continuous school improvement process to promote quality learning for all students. This process includes procedures and strategies to address quality learning, equity, and accountability.

A school improvement website was shared by O'Neill Public Schools and it included comprehensive information regarding the decisions and changes made during the previous 5-year cycle. Charts and tables were used to depict action planning and outcomes including Professional Development, instructional strategies, and data analysis. The district also provided information regarding their instructional framework and board goals.

Teaching and learning are extremely complex and dependent on numerous factors, including curriculum development, a supportive teaching and learning environment, and the motivation of students and staff. Given the unique context, it is especially important that instructional time is optimized by aligned content standards using varied instructional strategies, and the consistent use of formal and informal assessment data to diagnose and inform instruction.

Focus group interviews signaled the importance of educational based opportunities through the following:

- The O'Neill Way and The Eagle Way
- Teacher dedication to students
- The whole child and inclusion
- Safe and conducive learning environment
 - Everyone has a "person"
- Positive and welcoming environment
- Opportunities for student growth; academically and socially
 - Small community with big opportunities

009.01A1 Review and update of the mission and vision statements.

The mission of the O'Neill Public School District is to provide equitable engaging learning experiences in a safe and inclusive environment where EVERY student develops relevant skills and knowledge necessary to be independent,

collaborative, respectful and productive citizens in their local, national, and global community.

The vision of the district is to Dream, Believe, Achieve... Empowering Today's Students to be Tomorrow's Leaders and the belief statements were...

The mission and vision were created with multiple stakeholders following the previous external visit. The overall mission and vision are infused into the day-to-day routines and with this foundation that was built the previous 5 years, the district is poised to curate time and professional development to meet the needs of students and staff.

009.01A2 Collection and analysis of data about student performance, demographics, learning climate, and former high school students.

During the initial presentation the external team learned about The O'Neill Way. The leadership team articulated the efforts made to improve teaching and learning within the walls of all of their buildings. Through the presentation it was very clear that O'Neill alumni have a deep passion for their school. This is evident because many alumni returned to work at the district. Also, those who make O'Neill their home, feel comfortable and confident in the school district.

Another highlight from the presentation was the efforts made for students to be involved in a variety of activities and clubs. This enhances students' sense of well-being, which can increase self-determination and help prepare them for the future.

It is evident through the data observed that there is steady growth in the areas of Reading, Writing, Math, and Science. The presentation explained concentrated efforts used to improve student data. A common language has been created among all stakeholders regarding the Reading and Writing Strategies. Examples include RACE, Newsela, Achieve300, iXL, Fusion Reading, etc.

009.01A3 Selection of improvement goals. At least one goal is directed toward improving student academic achievement

Writing Goal: All students will improve skills in written communication in all curriculum areas (Structure, Mechanics, & Citing Evidence)

English Language Arts Goal: All students will improve reading skills (Fluency, Comprehension, & Analysis)

009.01A4 Development and implementation of an improvement plan which includes procedures, strategies, actions to achieve goals, and an aligned professional development plan.

009.01A5 Evaluation of progress toward improvement goals.

Commendations:

1. Whole Child – Special Education Department, SUN Room, CTL Room, Family Literacy Program, Sixpence
2. Opportunities – Academic and Athletic, Dual Credit, Canvas, O-Club, etc.
3. Supportive – Staff, Relationships, Lots of PRIDE, "Growing" your own
4. Technology – Eagle Eye Broadcasting, Apple Distinguished School, 1:1, Canvas, Easy access

Recommendations:

Utilize a SMART goal format for the following:

1. Short/Long Term Planning – District, Facilities, Vehicles, Curriculum, Technology, Succession Planning
2. School Improvement/MTSS – More Systematic Process
3. SEL/Mental Health – What does it look like, Alternative Education
4. Review Mission and Vision Statement

Summary

The 2019 to 2023 Continuous Improvement cycle brought unique challenges and opportunities for growth to the O'Neill Public Schools. The Covid-19 Pandemic presented additional barriers to in-person instruction and staffing shortages, and added to the disruption of learning routines. Team members were appreciative of the journey shared and supported the ongoing efforts to improve environmental and instructional contexts for the students being served.

"Self-efficacy refers to an individual's belief in his or her capacity to execute behaviors necessary to produce specific performance attainments (Bandura, 1977, 1986, 1997). Self-efficacy reflects confidence in the ability to exert control over one's own motivation, behavior, and social environment." The concept of self-efficacy is especially important when staff and students are teaching and learning.

“Self-efficacy is a person's belief in their ability to complete a task or achieve a goal. It encompasses a person's confidence in themselves to control their behavior, exert an influence over their environment, and stay motivated in the pursuit of their goal. People can have self-efficacy in different situations and domains, such as school, work, relationships, and other important areas” (Cherry, 2023). The External Team applauds the continuous improvement efforts made by O’Neill’s educational staff over the past 5 years, and believes conditions are being made where students and staff can interact optimally to make gains in teaching and learning. As outlined in the Commendations and Recommendations, purposeful professional development, using formative data to drive instruction and to continue building time and space for teams to discuss how to meet student needs will result in increased collective efficacy.

1. Finalize the report and download as a PDF.
2. Submit the PDF, **including the Improvement/ Action Plan**, via email to the school system and the NDE at: nde.accreditation@nebraska.gov



The board shall observe and evaluate the superintendent based upon actual classroom observations for an entire instructional period at least twice during his first year of employment and at least once each year thereafter. Additional evaluations may be conducted at the discretion of the board. For the purposes of this policy, "actual classroom observation" shall mean observing the superintendent performing activities that are typical of his or her position. An "entire instructional period" for administrators cannot be defined in terms of an instructional period and shall be satisfied by the actual observation of some aspect of the superintendent's work during the semester for no less than 40 minutes.

Purpose. The purposes of the formal job evaluation are:

1. To provide a means of rational, structured communication between the board and superintendent to create a more constructive and effective working relationship.
2. To provide a basis for commending, rewarding and reinforcing good work, as well as identifying areas where the superintendent needs to improve.
3. To clarify the superintendent's role and inform the superintendent of the board's expectations.

Dates. Unless otherwise provided for in the superintendent's employment contract, the first year evaluations should take place (1) at the September board meeting, and (2) at the March board meeting. Annual evaluations shall take place at a board meeting held during the month before the date in the superintendent's employment contract by which the board must notify the superintendent of its intention to consider the nonrenewal or amendment of the contract. In the absence of such a contract provision, the annual evaluation should take place at or prior to the March board meeting. The Superintendent shall remind the Board members in writing at least 45 days before the date of each upcoming evaluation and shall make his evaluation an agenda item for the board meeting.

Evaluation Document. The superintendent shall submit a recommended evaluation document to the board. The board shall meet and discuss the proposed document with the superintendent. The board may amend and adopt the proposed evaluation document. The board may amend the document or adopt a new document without amending this policy. The superintendent shall submit the evaluation document to the Nebraska Department of Education.

Evaluation Procedures. Each board member shall have the opportunity to complete a draft evaluation document. The board president shall compile the individual draft evaluations into a single and final evaluation, provide a copy to the superintendent, and discuss it with him or her. The superintendent's evaluation may be conducted in closed session if it is necessary to prevent needless injury to the superintendent's reputation and if he or she has not requested it be done in open session.

Deficiencies. If deficiencies are noted in the superintendent's work performance, the board shall provide the superintendent at the time of the observation with a list of deficiencies and a list of suggestions for improvement and assistance in overcoming the deficiencies. The board shall also provide the superintendent with follow-up evaluations and assistance when deficiencies remain, a timeline for improvement, and sufficient time to improve. In the alternative, the board may rely upon the superintendent's education, training, and expertise and require him or her to submit a "list of suggestions for improvement" or plan of improvement for the board's consideration.

Personnel File. The evaluation shall be signed by the board president (or other member of the board) and the superintendent. The superintendent shall place a copy of the evaluation in his or her personnel file. The superintendent may provide a written response to the evaluation to the board. A copy of the response shall also be placed in the superintendent's personnel file. The board may meet with the superintendent to discuss the written response.

Policy Limitation. The evaluation procedures are included in this policy as a result of the board's statutory obligation to evaluate the superintendent and do not give the superintendent any rights not provided by statute. The board's failure to comply with any procedures provided in this policy but not required by law shall not prohibit the board from taking any action regarding the superintendent's employment, up to and including the nonrenewal, amendment, or cancellation of the employment contract.

Section 300 – Administration
Superintendent
Superintendent Evaluation Instrument

File: 302.05 - R1

The following process is recommended for the evaluation of the Superintendent of Schools.

1. In September, the superintendent and individual board members should review and complete the Superintendent Evaluation Instrument in draft form and set aside for review. By reviewing, you have the opportunity to provide additional comments and/or make necessary corrections.
2. It is important that each board member enter comments on the appraisal to substantiate a score that falls in the "Exceeds Expectations", "Needs Improvement", or "Does Not Meet Expectations" on a specific item.
3. By October 1st all board members and the superintendent shall submit their completed evaluations to the Board President who will then compile all ratings by the October board meeting.
4. At the October board meeting the Board President will meet with board members in closed session as needed to review the compiled ratings. Such discussion may include the identification of strengths, and areas for improvement as determined.
5. At the November board meeting the Board President will meet with board members and the superintendent in closed session as needed to review the compiled ratings.
6. At the November board meeting the Board will consider contract renewal and compensation. Official board action to approve the superintendent's contract will be taken in open session at the December board meeting following the required posting of the proposed contract.
7. Superintendent evaluations are to be administered in September of each calendar year. (A first year superintendent will be evaluated in September and March of his/her first year.)

Section 300 – Administration
Superintendent
Superintendent Evaluation Instrument

File: 302.05 - R1

SUPERINTENDENT EVALUATION INSTRUMENT

Standard #1: Educational Leadership	Exceeds Expectations	Meets Expectations	Needs Improvement	Does Not Meet Expectations	Not Applicable
1. Administers all activities of the school system according to school district policy.					
2. Articulates and promotes high expectations for teaching and student learning.					
3. Provides leadership to the board in the annual establishment of short- and long-term district goals that support student achievement.					
4. Systematically reports to the board on the status of the adopted district goals. (Per reports to the board)					
5. Maintains a general knowledge of educational and professional trends through participation in national and state workshops and conferences.					
6. Maintains effective relationships with legislative representatives, NDE personnel, and Education Service Unit administrators. (Per reports to the board)					

Comments:

Areas for commendation

Areas for improvement

**Section 300 – Administration
Superintendent
Superintendent Evaluation Instrument**

File: 302.05 - R1

Standard #2: Staff Relations	Exceeds Expectations	Meets Expectations	Needs Improvement	Does Not Meet Expectations	Not Applicable
1. Monitors and makes recommendations for the appropriate staffing levels needed for the effective operation of the schools.					
2. Ensures that fair, equitable, and effective evaluation processes are in place for all district personnel and that all staff are evaluated regularly according to board policy the applicable laws.					
3. Ensures that job descriptions for all district personnel are maintained and updated regularly.					
4. Provides motivation and resources for staff members to engage in professional development activities. <i>(Continues to report to the board periodically)</i>					
5. Provides leadership and oversight to the administrative team through regular communication, supervision, and evaluation. <i>(Continues to report to the board indicating when evaluations have been done)</i>					
6. Provides leadership to the board in the negotiations process with the district's recognized bargaining units.					
7. Continues to build strong staff relations. <i>(Monthly reports to staff)</i>					

Comments:

Areas for commendation

Areas for improvement

**Section 300 – Administration
Superintendent
Superintendent Evaluation Instrument**

File: 302.05 - R1

Standard #3: Board Relations	Exceeds Expectations	Meets Expectations	Needs Improvement	Does Not Meet Expectations	Not Applicable
1. Provides leadership to maintain the board's focus on student achievement.					
2. Attends and participates in all board meetings unless specifically excused by the board from its consideration of the superintendent's performance, contract, or salary.					
3. Develops in cooperation with the board president the agenda for each board meeting.					
4. Ensures that all board meetings are legally conducted and communicated to the public in accordance with the Nebraska Open Meetings Act.					
5. To the greatest extent possible, ensures that the board has adequate information and sufficient time to make critical decisions on behalf of the district.					
6. In cooperation with the board, develops and maintains an annual board calendar that ensures timely consideration of: (a) routine matters requiring board approval, (b) follow-up reports requested by the board, (c) regular updates on district goals and the school improvement plan, (d) regular updates on student achievement data, and (e) continuous policy review.					

**Section 300 – Administration
 Superintendent
Superintendent Evaluation Instrument**

File: 302.05 - R1

<p>7. Ensures that administrative recommendations to the board identify: (a) the situation necessitating the recommendation, (b) how the recommendation relates to district and/or school improvement goals and district policies, (c) the options reviewed and the reason for selecting this recommendation, (d) the benefit that is expected to result from the implementation, (d) the personnel that will be involved in or affected by the implementation, (e) the immediate and long-term cost of the implementation (f) how the staff will measure the results of the implementation, and (g) how and when progress will be reported to the board (see AIM document for format).</p>					
<p>8. Using agreed-upon methods, communicates with the board between meetings to ensure that all members have current information about district issues and activities.</p>					

Comments:

Areas for commendation

Areas for improvement

**Section 300 – Administration
Superintendent
Superintendent Evaluation Instrument**

File: 302.05 - R1

Standard #4: Policy Management	Exceeds Expectations	Meets Expectations	Needs Improvement	Does Not Meet Expectations	Not Applicable
1. Provides leadership in the development and implementation of district policy. <i>(Continues to research necessary changes and works with Policy Committee to develop recommendations)</i>					
2. Ensures policy is consistent with the requirements of state and federal law and NDE rules.					
3. In cooperation with the administrative team, develops the necessary rules and regulations to carry out board policy.					
4. In cooperation with the board, ensures that policies and supporting administrative rules and regulations are systematically reviewed and updated.					

Comments:

Areas for commendation

Areas for improvement

**Section 300 – Administration
 Superintendent
Superintendent Evaluation Instrument**

File: 302.05 - R1

Standard #6: Facilities Management	Exceeds Expectations	Meets Expectations	Needs Improvement	Does Not Meet Expectations	Not Applicable
1. In cooperation with the board, maintains and updates a short- and long-range plan that includes: (a) a schedule for the routine maintenance of all school properties, (b) a schedule for the repair and/or replacement of school equipment, and (c) a facilities needs assessment for future renovation or construction.					
2. Oversees the implementation of the facilities plan and ensures that the board is knowledgeable about the status of the facilities.					

Comments:

Areas for commendation

Areas for improvement

**Section 300 – Administration
 Superintendent
Superintendent Evaluation Instrument**

File: 302.05 - R1

Standard #7: Community Relations	Exceeds Expectations	Meets Expectations	Needs Improvement	Does Not Meet Expectations	Not Applicable
1. Maintains accessibility and visibility in the community.					
2. Acts as a unifying force within the district, striving to reconcile divergent viewpoints in order to do what is best for students.					
3. Promotes and supports parent/student/community involvement in the school.					
4. Maintains a sound working relationship with the media.					
5. Routinely creates opportunities to seek staff and community input on significant issues where and when appropriate.					

Comments:

Areas for commendation

Areas for improvement

Section 300 – Administration
Superintendent
Superintendent Evaluation Instrument

File: 302.05 - R1

In reviewing your goals:

Signature – Board President

Signature - Superintendent

Date

Date

Section 300 – Administration
Superintendent
Superintendent Evaluation Instrument

File: 302.05 - R1

SUPERINTENDENT GOALS FORM

Date of Adoption _____

Review Period From _____ to _____

The signatures below indicate that the school board and superintendent have agreed on performance requirements for the superintendent, the indicators that the school board will examine to determine whether the superintendent has met each requirement, and the information the school board will need in order to measure performance.

Performance Goal #1: (Goal Statement)

Indicators: (The superintendent will . . .)

Evidence needed to measure progress and achievement:

Signature – Board President

Signature - Superintendent

Date

Date

2023-2024 School Year Additional Compensation Rates

After School Program Rates

Student Workers _____	\$ 9.00 per hour
Adult Workers (age 19 years and older) _____	\$10.25 per hour
Director _____	\$14.75 per hour
Assistant Director _____	\$13.70 per hour

Summer Worker Rates

Student Workers _____	\$ 9.00 per hour
-----------------------	------------------

(The above rates are for beginning employees. If employees are returning for another year of employment, they will receive the same increase as the classified staff.)

Certified Staff Off Contract Time

School Improvement Team Members _____	Daily Rate of Pay
Other Certified Staff Off Contract Time _____	\$25.00 per hour

(The above rates are for time spent at trainings or workshops required by the District during off contract time. There will be no compensation paid until teachers have fulfilled the allocated days in their contract. These stipends will be paid at the Superintendent's discretion and as the District's budget allows.)

Interpreter Rates

Foreign Language Interpreter _____	\$22.00 per hour
------------------------------------	------------------

Accompanist

Piano Accompanist _____	\$18.00 per hour
-------------------------	------------------

Substitute Rates

Van Driver _____	\$12.00 per hour
Para Educator _____	\$12.00 per hour
Para Educator 1:1 _____	\$14.00 per hour
Office Secretary _____	\$12.00 per hour
Custodian _____	\$12.00 per hour
Teacher _____	\$130.00 per day
Long Term Certified Staff Substitute Rate _____	\$140.00 per day
<i>(following 10 consecutive school days subbing for the same teacher)</i>	
Nurse _____	\$120.00 per day
Certified Staff (during planning time) _____	\$18.00 per day

O'NEILL PUBLIC SCHOOLS CALENDAR

Approved - 02-13-2023 Updated 07-10-2023

Updated 11-13-2023

			August							February											
			S	M	T	W	T	F	S	S	M	T	W	T	F	S					
Staff Flex Day	1-11																School Board Meeting	12			
Fall Practices Begin	7				1	2	3	4	5					1	2	3	No School	16			
Staff Development	14,15,16			7	8	9	10	11	12	4	5	6	7	8	9	10	No School - Students	26			
School Board Meeting	14		6							11	12	13	14	15	16	17	- 8-10 Staff Development				
First Day of School	17		13	14	15	16	17	18	19	18	19	20	21	22	23	24	- 10-4 K-12 P/T Conferences				
- 1:30 Dismissal			20	21	22	23	24	25	26	25	26	27	28	29			No School	29			
T - 15	H - 11	E - 11	27	28	29	30	31										T - 19	H - 18	E - 18		
			September							March											
			S	M	T	W	T	F	S	S	M	T	W	T	F	S					
No School - Labor Day	4								1	2					1	2	No School	1			
School Board Meeting	11																School Board Meeting	11			
No School - Students	29		3	4	5	6	7	8	9	3	4	5	6	7	8	9	End of 3rd Quarter	15			
- Staff Development			10	11	12	13	14	15	16	10	11	12	13	14	15	16	No School - Students	18			
			17	18	19	20	21	22	23	17	18	19	20	21	22	23	- Staff Development				
			24	25	26	27	28	29	30	24	25	26	27	28	29	30	No School	29-31			
T - 20	H - 19	E - 19								31							- Easter Break				
			October							April											
			S	M	T	W	T	F	S	S	M	T	W	T	F	S					
School Board Meeting	9																No School	1			
End of 1st Quarter	18		1	2	3	4	5	6	7		1	2	3	4	5	6	- Easter Break				
No School 7-12 - FCCLA	18		8	9	10	11	12	13	14	7	8	9	10	11	12	13	Optional Student	1			
No School - Students	19		15	16	17	18	19	20	21	14	15	16	17	18	19	20	Make Up Day				
- 8-10 Staff Development			22	23	24	25	26	27	28	21	22	23	24	25	26	27	School Board Meeting	15			
- 10-6 K-12 P/T Conferences			29	30	31				28	29	30										
No School - Fall Break	20															T - 21	H - 21	E - 21			
T - 21	H - 19	E - 20																			
			November							May											
			S	M	T	W	T	F	S	S	M	T	W	T	F	S					
School Board Meeting	13						1	2	3	4					1	2	3	4	Senior's Last Day	8	
1:30 Dismissal	22		5	6	7	8	9	10	11	5	6	7	8	9	10	11	Graduation	11			
No School - Thanksgiving	23,24		12	13	14	15	16	17	18	12	13	14	15	16	17	18	School Board Meeting	13			
			19	20	21	22	23	24	25	19	20	21	22	23	24	25	Student's Last Day	16			
			26	27	28	29	30			26	27	28	29	30	31		1:30 pm Dismissal				
T - 20	H - 20	E - 20														Staff Development	17				
			December							June											
			S	M	T	W	T	F	S	S	M	T	W	T	F	S					
School Board Meeting	11							1	2							1	School Board Meeting	10			
No School - Students	15		3	4	5	6	7	8	9	2	3	4	5	6	7	8					
- Staff Development			10	11	12	13	14	15	16	9	10	11	12	13	14	15					
Elementary Program	21		17	18	19	20	21	22	23	16	17	18	19	20	21	22					
1:30 Dismissal	22		24	25	26	27	28	29	30	23	24	25	26	27	28	29					
No School - Winter Break	23-31		31							30											
T - 16	H - 15	E - 15																			
			January							July											
			S	M	T	W	T	F	S	S	M	T	W	T	F	S					
No School - Winter Break	1-2																Independence Day	4			
No School - Students	3			1	2	3	4	5	6		1	2	3	4	5	6	School Board Meeting	15			
- Staff Development			7	8	9	10	11	12	13	7	8	9	10	11	12	13					
Students Return	4		14	15	16	17	18	19	20	14	15	16	17	18	19	20					
School Board Meeting	15		21	22	23	24	25	26	27	21	22	23	24	25	26	27					
			28	29	30	31			28	29	30	31									
T - 21	H - 20	E - 20																			

			Teacher Contract Days		185			
			Jr-Sr High School Student Days		173			
			Elementary Student Days		174			
1st Semester			2nd Semester					
T - 92	H - 84	E - 85	T - 93	H - 89	E - 89			

ALICAP Inspection Report

Member School District: O'Neill Public Schools
Date of Inspection: October 31, 2023
NASB Loss Prevention Consultant: Ken Navratil
Key person(s) met with: Mike Rotherham, Superintendent
Phone Number: 402-336-3775
Email: mikerotherham@oneillschools.org

"Experience Modifier" and worker injury history:

Your 2022-2023 "Experience Modifier" is 0.78. Last year it was 0.71 and the year before that it was 0.86. Excellent safety record!! Good job!!

Regular Administration:

ALICAP reminds members to continue to work with your IT Director and/or ESU to implement the "Five Critical Controls" necessary to qualify for Ransomware coverage.

If you need more information concerning cyber security you can contact:

Daniel Shonka
402-884-3751 Ext 2
daniel.shonka@prmne.com

Employee and student orientation efforts address sexual abuse, sexual harassment, and appropriate communication via social media for staff and students.

Job descriptions are reviewed annually and define 'lifting requirements' where appropriate.

The school district conducts and documents all required drills:

- (1) Fire drills are conducted once a month with one additional drill the first 30 days of school;
- (2) Tornado drills are conducted during the first two weeks of school and once in March; and
- (3) Bus evacuation drills are conducted once during the first month of school and once in January.

The school district has adopted the "I Love You Guys" standard response protocol recommended by the Nebraska Department of Education.

Local law enforcement and fire department are familiar with the school building(s).

The school fire alarm system is connected to the local fire department.

We recommend that school personnel conduct WEEKLY inspections of the playground(s) and document each inspection. In particular, maintain the manufacturer's recommended depth of surface material under the playground equipment.

We recommend that school administrators and maintenance personnel conduct regular monthly inspections of the buildings and grounds. Document each inspection.

Cables and belts supporting the basketball baskets in the gym should be inspected every year. (The warranty is probably guaranteed for 10 years.)

Does your district still utilize MSDS sheets? If you do, are they placed in a common known location, accessible in an emergency situation and organized in a manner which allows for quick reference? Has your district considered the 'Safety Data Sheets' program, where these previous MSDS documents can be housed online? It is FREE to all ALICAP members. If interested, call Megan Boldt (1-800-422-4572).

Is your school district participating in 'High-Risk Activities'?

Safety Committee(s) & Safety Training:

The O'Neill School District has a safety committee that meets quarterly. There are two sets of regulations that guide your safety committee(s). We recommend that your safety committee has separate agendas for each meeting.

- (1) The Nebraska Department of Education Rule 10 requires school districts to have a 'Safety and Security Committee'. This committee is composed of administrators, teachers, staff, parents, and students. The committee is required to meet at least once a year. The focus of this committee is to develop a 'Safety and Security Plan' for their school district to properly respond to a crisis or emergency. Rule 10 also requires a school district to bring in an outside person to conduct an annual safety review and submit a written report to the superintendent.
- (2) The state and federal worker safety laws are codified in Nebraska Statute 48-443. This law requires school districts to have a 'Labor Committee' that has representatives from each work department and meets quarterly. Keep documentation of the meetings for at least three years. The focus of this committee is on the 'day-to-day safety' of the workers and students.

All school employees that have contact with students have taken the Nebraska Department of Education required suicide awareness/prevention training.

All coaches and extra-duty sponsors have taken the 'concussion protocol' and 'heat acclimation' training prior to the start of the fall sports season.

Monthly 'Risk Alerts' from ALICAP are forwarded to all school employees.

We recommend utilizing the "SafeSchools" online safety training videos from ALICAP. We recommend including "Slips, Trips, and Falls" and "Lifting: Back and Shoulder Injuries" to your rotation of safety trainings. We also recommend the trainings on "Cyber Security."

Exterior Grounds:

- (1) Football Field/Athletic Field
 - a. The football field/athletic field appears in good condition.
 - b. Press box appears in good condition.
- (2) Playground(s)
 - a. The playground equipment appears in good condition.

- b. The fencing around the playground appears in good condition
 - c. A program for weekly inspection of the playground site should be in place
 - d. The surface material under the playground equipment is poured rubber. Excellent!!
- (3) Sidewalks
- a. We recommend that each year you replace portions of sidewalks that are deteriorating in order to stay ahead of any problem areas.
 - b. There are several areas of concrete sidewalk that are starting to deteriorate – administrative building (west end of sidewalk), behind the elementary school (near the playground), and in front of the main doors of the elementary.

General Interior of the Elementary School Building:

The school building has a controlled entry system.

The school building has multiple surveillance cameras and recording equipment.

The exterior doors are numbered.

The fire alarm system is inspected twice a year.

All fire extinguishers are inspected annually by a qualified person.

Monthly operational checks of the fire extinguishers should be performed by in-house personnel (tags should be initialed and dated – fire code).

The exits and hallways were not blocked or obstructed.

All exit lights appear to be in working condition.

Emergency lights appear to be in working condition.

The classrooms were well organized. Seating arrangement allows for all students to exit easily.

The fire exit routes and the route to the tornado shelter(s) are posted in the classrooms and offices.

There were no electrical cords on the classroom floors or in the offices that would be considered a tripping hazard.

The gym and P.E. areas appear free of unnecessary hazards.

The kitchen is a large well-organized area. There is an approve hood system and hood extinguishing system that is inspected annually. I did not see any standing water or tripping hazards. There was ice forming on the floor of the walk-in freezer – watch for ‘slipping.’

General Interior of the Middle School/High School Building:

The school building has a controlled entry system (buzz-in with camera ID).

The school building has multiple surveillance cameras and recording equipment.

The exterior doors are numbered.

The fire alarm system is inspected twice a year.

All fire extinguishers are inspected annually by a qualified person.

Monthly operational checks of the fire extinguishers are performed by in-house personnel (tags are initialed and dated – fire code – good job).

The exits and hallways were not blocked or obstructed.

All exit lights appear to be in working condition.

Emergency lights appear to be in working condition and should be tested monthly (fire code).

There is no more than one locking or latching device on a door.

Classrooms & Offices:

The classrooms were well organized. Seating arrangement allows for all students to exit easily.

The fire exit routes and the route to the tornado shelter(s) are posted in the classrooms and offices.

Tornado shelters are identified with proper signage.

There were no electrical cords on the classroom floors or in the offices that would be considered a tripping hazard.

The gym, weight room, and P.E. areas appear free of unnecessary hazards.

The concession stand has a fire extinguisher.

Art classroom – OK. The Art classroom was well organized with materials and projects properly stored. The kiln is in a separate room and properly vented (fire code).

Band/Vocal Music room – OK. Materials and instruments were stored in shelves or around the perimeter.

Family and Consumer Science – I recommend installing an exit light over the second exit.

Library/Media Center – I recommend installing an exit light over the second exit.

In the high school Science classroom, there is an eye-wash station, fire extinguisher, fire blanket, and first aid kit. There is an easily located gas shut-off valve. The electrical outlets are properly grounded. The corrosive acids are stored in an approved lockable composite material cabinet and identified with proper signage. Flammable chemicals are stored in a lockable metal cabinet and identified with proper signage.

In the Woods/Metals/Auto work area, the power tools are properly grounded and the electrical cords are not frayed. The manufacturer's guards are in place. There is a fire extinguisher and eye-wash station. The ventilation system above the welders is in working condition.

On the northeast side of the building, the water drainage system (off of the roof) drains directly on the sidewalk and will cause a large ice sheet to cover this area. This is a significant 'slipping hazard.' The drainage pipe should be UNDER the sidewalk.

Mechanical/Storage:

The boiler system has been inspected and the current inspection certificate is posted in the boiler room. The boiler system has an emergency shut-off. There is a fire extinguisher in the boiler room. There is emergency lighting.

The storage rooms are well organized. Try to add more 'shelving' whenever possible to keep things off the floor. Items on the floor become tripping hazards.

Recommendations:

1. ALICAP reminds members to continue to work with your IT Director/ESU to achieve 'Qualified' status for cyber security renewal.
2. If your district still utilizes the MSDS Sheets, you should consider the 'Safety Data Sheets' program, where these previous MSDS documents can be housed online. It is FREE to all ALICAP members. If interested, call Megan Boldt at 1-800-422-4572.
3. I recommend that all coaches and extra-duty sponsors know where the main water shut-off valve is located. If a water leak is found by the coach/sponsor at an after-school practice or weekend practice when no one else is available, the coach/sponsor can shut off the water and save the building from a lot of water damage.
4. I recommend utilizing the "SafeSchools" safety training videos from ALICAP. In particular, the trainings on "Slips, Trips, and Falls" and "Lifting: Back and Shoulder Injuries" are very good. We also recommend the trainings on "Cyber Security."
5. On the northeast side of the high school building, the water drainage system (off of the roof) drains directly on the sidewalk and will cause a large ice sheet to cover this area. This is a significant 'slipping hazard.' The drainage pipe should be UNDER the sidewalk.
6. I recommend installing an exit light over the second exit in the Library and Family and Consumer Science classroom.
7. The walk-in freezer in the elementary kitchen has ice forming on the floor. This is a 'slipping hazard.'
8. We recommend that each year you replace deteriorating concrete sidewalks – stay ahead of any problems (behind the elementary, in front of the main doors at the elementary, and the west end of the sidewalk at the administrative building).
9. We recommend that you add shelving to your storage areas whenever possible to keep things off the floor. Items on the floor become tripping hazards.

Reminders:

- (1) ALICAP's website/portal/platform has your district's Coverage Memo, Auto ID Cards, SafeSchools Training Status, Claims counts/dollars all in one site.
- (2) ALICAP is providing a Work Comp Claims Nurse's Line. If any employee gets hurt at work, he or she (along with their supervisor) can call the nurse's line for assistance. The phone number is 1-855-364-9865.
- (3) Are you aware that Homeland Security offers Cyber screening, vulnerability assessments, and penetration testing for schools for FREE? If you are interested, you can contact Nic Brand at Nicholas.brand@cisa.dhs.gov

Reporting a Claim:

Worker's Compensation Claims	Jennifer Cheever	402-963-2804
Sexual Harassment/Assault Claims	Michelle Bock	402-963-3813
Auto, Property, Liability Claims	Sarah Loftus	402-963-2861

Phone Numbers:

Megan Boldt	402-422-4572 (office)	402-450-1487 (cell)
Sherri Shonka	877-649-4612 (office)	402-630-2460 (cell)
Maurice Anderson		402-955-9903 (cell)
Jay Martin	402-471-2944 (office)	402-471-2944 (cell)

Because it is solely your responsibility to make safety and health inspections and take whatever actions may be necessary to prevent losses, enforce safety procedures, detect and eliminate hazardous conditions and comply with any federal, state or local law, annual NDE Rule 10 review or any other rule or regulation concerning safety or health, we must advise you that by conduction of surveys and issuing recommendations or reports, ALICAP does not undertake to render services or assume a duty to you or for your benefit or to any third person or for that person's benefit. ALICAP's surveys, recommendations and reports are made solely for the purpose of aiding us in reducing our losses and are not intended to detect or point out all the hazardous conditions on your property or in your operations. There may be hazardous conditions on your property or in your operations which have not been either detected or pointed out to you. You must not rely solely on ALICAP's surveys, recommendations or reports to discover any hazardous conditions as it is your responsibility to do so.

REQUEST FOR EARLY GRADUATION

Student and Parent:

Your student has indicated an interest in early graduation. A student who wishes to graduate early must meet all graduation requirements and return this form, which includes parent approval, to the guidance office. The student will meet with the superintendent and the secondary principal to discuss his or her reasons for requesting to graduate early, the advantages and disadvantages, and the school's policies affecting early graduation. Parents are welcome to attend this meeting.

If graduation requirements have been met, the superintendent will forward the student's request and parent permission to the board of education for its approval. The student and their parents will be notified of the board's decision following the monthly board meeting.

In regard to graduating early, students and parents need to realize the following:

1. Student will receive their diploma during the January school board meeting, or they can pick their diploma up at the high school at the end of the first week of the second semester.
2. Student will not be allowed to participate in any further school activities, including the prom or commencement exercise held for their classmates.
3. Student will be counted as a graduated senior for that school year, but will not be included in the final class rank.

REQUEST FOR EARLY GRADUATION: 2023-2024 SCHOOL YEAR

Name of Student: Dallas Babutzke Date: 11-10-23

Name of Parent(s): Barbie + Chad Babutzke Date: 11-19-23

Address: 925 E Danegal St. Phone: 402-399 8888

Courses needed to graduate: English 4 + Workplace Communications

Early graduation plans: plan to join the work force

Parent Signature: Barbie Babutzke (Continue on Back if needed) Date: 11-10-23

Student Signature: Dallas Babutzke Date: 11-10-23

Signing above does not obligate the student to fulfill these plans. Students who initially indicate an interest in graduating early often change their minds. If this occurs, the school will gladly reregister them for the second semester of their senior year.

Administrative and School Board: _____ Approved Early Graduation _____ Denied Early Graduation

Administrative Signature: _____ Date: _____

Motion and Script to Enter Closed Session

The Board President may state the following:

The next item on the agenda is a strategy session related to a potential real estate purchase. In my opinion, the discussion of this matter in closed session is necessary to protect the public interest and is authorized by Nebraska statute.

Is there a motion for the board to enter closed session to conduct a strategy session related to real estate purchasing?

Board Member #1: I move that the board enter closed session to hold a strategy session related to a real estate purchasing to protect the public interest.

Board Member #2: Second.

Discussion:

Roll Call Vote:

[Record the time board enters closed session and the exact wording of the motion to enter closed session in the minutes]

After the board has voted to go into closed session and just before entering closed session:

The board has adopted a motion to enter closed session to conduct a strategy session related to real estate purchasing. The board will limit itself to discussion of this issue.

[When the Board has completed the closed session, record the time that the closed session ends.]

O'Neill Public School

DeAnna Clifton – Special Education Director

1700 N. 4th St.

O'Neill, NE 68763

Phone: (402) 336-1948 Fax: (402) 336-2651

November 2023

- Current Special Education enrollment is 170. Since the last board meeting there have been 11 Multidisciplinary Team meetings, 27 Individualized Education Plan meetings, and 1 Individualized Family Service Plan meeting.
- Abby Pfister, the Northeast Regional Autism Spectrum Disorder Coordinator and Stephanie Johnson, the Autism Spectrum Disorder Behavior Specialist, met with staff via zoom to discuss student referrals.
- Jill Langan and Kay Mudloff attended the Comprehensive and Compassionate Approach for Addressing Problem Behavior Workshop presented by Greg Hanley October 23rd and 24th in La Vista. This event was hosted by the ASD Network. Thank you for this opportunity for them to attend.
- Kay Mudloff and I attended the Tri-State Law Conference in Omaha November 2nd and 3rd. The conference included a keynote speaker from KSB Law and breakout sessions each day. We enjoyed this opportunity to attend the conference and learn more about special education law.
- A zoom meeting was held on October 23rd with the Early Development Network. These meetings consist of the Services Coordinators from the Early Development Network, Mrs. Clifton, Katie Owens, Sabrina Donley, physical therapist, occupational therapist, and vision teacher from ESU #8. This meeting is held to discuss the progress of the birth-2 students served by our district.



O'NEILL EAGLES

JR/SR HIGH SCHOOL | ATHLETICS & ACTIVITIES

540 E HYNES AVE
O'NEILL NE 68763
(402) 336-1544

Board Report by Nate Larsen, AD for 13 November 2023, submitted on 6 November 2023.

Basketball: Junior high girls have started their season with the 8th grade girls winning a tournament and the 7th grade girls getting 3rd. The high school boys expect close to 30 out and the high school girls expect around 18.

Cross Country: Taya Dickau was our lone state qualifier and she placed 72nd in Kearney.

Dance: The team is continuing to prepare for the winter performance portion of the year.

FCCLA: We hosted a district leadership event on the 18th of October. Mrs. Ehlers did a great job organizing the event and we several members of our chapter had active roles in leading sessions throughout the day.

FFA: Ms. Dougherty recently took 8 students to the National Convention in Indianapolis. It was a tremendous learning and networking opportunity, a very valuable experience for the individuals selected to go. The FFA Booster Club gave a generous donation to help keep the costs down and make this experience possible.

Football: The football team finished the season 5-4.

Golf: The team placed 6th at the state tournament and Kaylin Gaughenbaugh placed 10th individually.

Music: Reagan Roessler was selected to sing the National Anthem at the NSAA Class B One Act Championships in Norfolk. She was also an alternate for the state honor choir. The conference choir clinic was held in Crofton on Monday, 11/6/23. The Jr/Sr High concert is scheduled for Sunday, 12/10/23.

One Act: There will be performances at West Holt on 11/7, at Norfolk on 11/14, at Minden on 11/18, at St. Marys on 11/26, at Wayne (districts) on 11/28, and potentially at Norfolk (state) on 12/8.

Quiz Bowl: We will be hosting a high school quiz bowl invite on 12/13/23 during the last half of the school day.

Softball: The softball team finished the season 6-18.

Mike Rotherham, Superintendent | Will Wragge, 9-12 Principal | Jill Brodersen, JH Principal | Jim York, K-6 Principal
Nate Larsen, 7-12 AD | DeAnna Clifton, SPED Director | Chad Dean, Band | Karen Barnes, Choir | Nic Simonson, Robotics
Cole Hilker, Cross Country & Boys Track & Field | Brock Eichelberger, Football & Girls Basketball | Ashley Belmer, Girls Golf
Chuck Price, Softball | Lynae Hilker, Volleyball | Seth Kallhoff, Boys Basketball | Bryan Corkle, Boys Wrestling
Zac Kliment, Girls Wrestling | Greg Buller, Boys Golf | Tate Erbst, Girls Track & Field | Alyssa Vanderbeek, Dance
Kendra Vanderbeek, One Act & Speech | Shane Kruse, Art | Monica Huber, Co-Musical | Tiffani Shoemaker, Co-Musical & Flag Corps



O'NEILL EAGLES

JR/SR HIGH SCHOOL | ATHLETICS & ACTIVITIES

540 E HYNES AVE
O'NEILL NE 68763
(402) 336-1544

Speech: There are currently 11 kids planning to be a part of the speech team, but practice really hasn't started yet so that number could grow.

Transportation: Coach Masters brought us a loaner charter bus to take ours and repair an issue with the heater as well as a leaky roof hatch.

Volleyball: The volleyball team finished the year 13-20.

Wrestling: We have 43 junior high kids out for wrestling and expect between 25-30 high school boys and 12-15 high school girls.

Miscellaneous: Nate Neuhaus, NSAA Assistant Director gave a presentation on the afternoon of 10/3 entitled "Respect the Ref". He addressed the shortage of officials & the impact that could potentially have on schools as they look to host athletic events in the future. He also talked with the students about the power they have in regard to helping influence behavior at events in general.

I spent the 4th through 6th of November in Kearney at the Nebraska State Interscholastic Athletic Administrators Association Conference. As the president, I was largely responsible for planning the conference and seeing to the daily operations from start to finish. I was able to learn from sessions on character and helping students understand the dangers associated with social media, developing championship cultures, overseeing athletics and activities, and current legal issues that might impact schools. These sessions were presented by a major league baseball agent, a former national association president, a former national association board secretary, and KSB School Law Firm.

I attended the NSAA District III Meeting in Norfolk on Wednesday, 11/8/23. This report had to be turned in prior to the meeting, so I will just update you at the board meeting if anything of real significance takes place at the meeting.

O'Neill Public School

Box 230 O'Neill, NE. 68763

William Wragge, High School Principal

e-mail: willwragge@oneillschools.org

phone: (402) 336-1544

Date: November 8, 2023

Re: Board Report (High School)

Parent-Teacher Conferences:

- Parent Teacher Conferences were held on October 19th. Conferences went from 10 am to 6 pm. We had 41% attendance. This was up 9% from last year.

National FFA Convention:

- Eight students attended the National FFA Convention in Indianapolis, IN.

iPad Visit:

- On November 17, a team of teachers along with Mr. York and myself will go to Harrisburg SD to view how their school uses iPads in the classroom. This year our lease is up on our laptops.

External Visit:

- Our external visit was on November 9.



Veterans Day Program:

- The annual O'Neill Community Veterans Day Program was held on Friday, November 10, 2023, at O'Neill High School. The OHS Band and Choir provided musical selections as a part of the program. Annie Corkle and Reagan Roessler read speeches.

O'Neill Way Award winners for October:

- Kiarra Kennedy, Emma Harp, and Ryder Pokorny.









Jill Brodersen
O'Neill Public School
Junior High Principal

November 2023

- The 8th grade tour of Wayne State College was excellent!
- Junior High wrestling and girls basketball are off to a great start
- The CIP visit went well, thanks to Jim and the CIP team for all their hard work
- Administered the National ACT test to 20 students Oct 28
- Attended the HS Mid-States Choir concert - students did an excellent job - we host next year
- I am on the external team visiting Central Valley Schools Nov 14 & 15



O'Neill Public Schools

Michael Rotherham, Superintendent

PO Box 230
410 East Benton Street
O'Neill, NE 68763

email - mikerotherham@oneillschools.org
office phone - 402.336.3775
cell phone - 308.340.5770

November 13, 2023

- **School Improvement External Visit** - The external visit was completed on Thursday, November 9th. This visit occurs every five years.
- **Audit** - The audit has been completed and submitted to the State. A full report will be available at the December board meeting.
- **Elementary Secure Entrance** - The entrance doors are still problematic.
- **Football Field Restroom Project** - Chris Sobotka will start demolition this month.
- **State Education Conference** - The State Education Conference will be held in Omaha on Wednesday, November 15th - Friday, November 17th. Amy Jo Rowse, Monica Huber, and Mike Rotherham are registered to attend.
- We are currently 17% into the fiscal year and our budget is 15.43% expended.

Mike

O'Neill Elementary School

Mr. Jim York, Principal

1700 N. 4th Street

P.O. Box 230

O'Neill, Nebraska

Phone: (402)-336-1400 Fax: (402)-336-2651

O'Neill Elementary Eagle Way  Be Safe  Be Respectful  Be Responsible

Board Note from the Elementary November 2023

This year has been quite a fun ride and we are almost to Thanksgiving! Even though things may seem very different, I can assure you that there is still a lot going on at OES.

Parent-Teacher Conferences

Parent-Teacher Conferences went well and were well-attended. We had about 90% attendance. We also did our parent survey and the Junior Eagle Boosters hosted a bake sale that netted over \$400. It was great to see parents/guardians in the building!

Veteran's Day Program

Our annual Veteran's Day Program is being hosted the day after I'm writing this note, so no pictures. But, I can tell you Mrs. Jennings and the students will do a fantastic job honoring our veterans. If you were not able to attend, I encourage you to take the time to go watch the recording on the EEB Page!

Family Literacy update

As I stated in past board notes, this is the third year of our Family Literacy Program. We have 25 enthusiastic group members. We are excited to partner with these families to make OES and O'Neill a better

O'Neill Elementary School

Mr. Jim York, Principal

1700 N. 4th Street

P.O. Box 230

O'Neill, Nebraska

Phone: (402)-336-1400 Fax: (402)-336-2651

O'Neill Elementary Eagle Way  Be Safe  Be Respectful  Be Responsible

place! I would also like to thank the O'Neill High School students for helping out in our daycare rooms during Family Literacy.

School Activities

The past month has included Family Math Night, Halloween Parade, the fall book fair, and Red Ribbon Week. You can find some pictures from these events attached. We had all these events in one week, which was busy, but very fun!

Later this week, on November 16th, Mrs. Jennings will be heading down to Lincoln with four students, Drayden Kruse, Madison Wettlaufer, Blake Boettcher, and Bennet Phillips, to participate in the Nebraska Children's All-State Choir. We are very proud of these students for their accomplishments!

School External Visit

On November 8th and 9th, O'Neill Public Schools hosted four visitors as part of our external visit. The purpose of this visit is to ensure that we are meeting all expectations set forth by NDE. The team came away impressed with our school, the staff, students, and community. In two weeks, we will have the formal report written by Dr. Christopher Proski, superintendent of Southern Public Schools in Wymore, Nebraska. The team commended our school culture, the growth we made on our writing & reading goals, our technology infrastructure, and community support. The recommendations made by the team was to make sure we use SMART

O'Neill Elementary School

Mr. Jim York, Principal

1700 N. 4th Street

P.O. Box 230

O'Neill, Nebraska

Phone: (402)-336-1400 Fax: (402)-336-2651

O'Neill Elementary Eagle Way  Be Safe  Be Respectful  Be Responsible

Goals (specific, measurable, achievable, relevant, and time-bound) when building long-term and short-term plans and MTSS and CIP goals, as well as re-evaluating the schools mission & vision statements. This is a process that will help make our school system even more successful.

I have also attached some pages from our monthly newsletter so you can keep up with the OES news.

As always, if you ever have any questions about the elementary school, please feel free to stop by or give me a call at 402-336-1400.

Thanks!

O'Neill Elementary School

Mr. Jim York, Principal

1700 N. 4th Street

P.O. Box 230

O'Neill, Nebraska

Phone: (402)-336-1400 Fax: (402)-336-2651

O'Neill Elementary Eagle Way 🦅 Be Safe 🦅 Be Respectful 🦅 Be Responsible



Junior Eagle Journal

Your Source for News from O'Neill Elementary School
November 2023



Attendance Matters

Within this month's newsletter, you will find a document from *Attendance Works*. What you'll find will be information that probably won't shock you too much. To summarize, missing school is connected to academic learning loss.

Attendance can be a slippery slope, as we want all our students to attend school every day. However, if a child is sick, please do keep him/her home. If your child has a fever, please remember to keep him/her home for 24 hours after the fever breaks, as well.

As long as your child is healthy, please make sure your child is at school on-time and regularly. Sure, most students are able to "make up" their work, but that is not the same as hearing instruction, participating in group discussions, or doing an experiment.

While some days may seem like good days to "take a break," know these days can add up after a while & negatively affect your child and his/her education.

You may ask what it means to be "chronically absent" in the state of Nebraska. In order to be considered chronically absent, a student must miss 10% of school days. This year, we plan on having school 172 days, which means if a student misses 17 days, he/she would be considered chronically absent. Please keep this in mind when it comes to school attendance!

Thank you so much for your dedication to your child and his/her education. If you ever had any questions, please feel free to reach out. You can call the school at 402-336-1440, email me at jimyork@oneillschools.org, or stop in and chat.

Thank you,

Mr. Jim York
Principal, O'Neill Elementary School

O'Neill Elementary School

Mr. Jim York, Principal


1700 N. 4th Street

P.O. Box 230

O'Neill, Nebraska

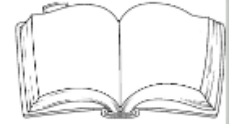
Phone: (402)-336-1400 Fax: (402)-336-2651

O'Neill Elementary Eagle Way 🦅 Be Safe 🦅 Be Respectful 🦅 Be Responsible



Family Literacy Month

November 2023



1. Check out the Public Library

2. Read a new book



3. Act out a scene from your favorite book

4. Make a word jar with new words & their definitions

5. Write a letter to a pen pal



6. Write a poem on the sidewalk with chalk

7. Make a picture book with photos or drawings

8. Make a Family Fairytale- each person adds 2-3 sentences

9. Gratitude Posters



10. Choose a letter of the day- see who can find the most things that begin with that letter!



11. Family Stretches- try some yoga poses or deep stretching

12. Dinner Geometry- How many shapes can you find in your meal?



13. Learn a popular lullaby from a different culture

14. OBSERVE THE MOON TOGETHER

17. READ A BOOK AS A FAMILY



15. Get cooking- using fractions

29. Read your child's library book with them

17. Turn your kitchen into a restaurant



16. Interview each other

18. Talk with your children about the important events in your Family History

19. Write a list of the important people in your life



20. See what shapes you can find in the clouds



21. Listen to an audiobook

22. Donate Books



23. Read to a grandparent over the phone

24. Write a list of food starting with each letter of the alphabet



25. Play a board game

26. Turn the CC on your TV

28. Make letters/words with playdoh



30. Sing Nursery Rhymes with your child



O'Neill Elementary School

Mr. Jim York, Principal

1700 N. 4th Street

P.O. Box 230

O'Neill, Nebraska

Phone: (402)-336-1400 Fax: (402)-336-2651

O'Neill Elementary Eagle Way 🦅 Be Safe 🦅 Be Respectful 🦅 Be Responsible



O'Neill Elementary School

Mr. Jim York, Principal


1700 N. 4th Street

P.O. Box 230

O'Neill, Nebraska

Phone: (402)-336-1400 Fax: (402)-336-2651

O'Neill Elementary Eagle Way 🦅 Be Safe 🦅 Be Respectful 🦅 Be Responsible



O'Neill Public Schools
Payroll Report
Oct - 2023

Employee Gross Wages	\$637,124.58
Substitute Employee Gross Wages	\$15,837.67
Health/Dental Ins Benefit	\$157,224.89
HSA Benefit	\$4,157.85
Retirement Benefit	\$61,958.97
Medicare/Social Security Taxes	\$47,688.37
Total Payroll Expense to District	\$923,992.33

Regular; Processing Month 10/2023; Accounts to Include Accounts with
 Activity; Fund Number 08

Fund: 08 Building Fund

<u>Account Number</u>	<u>Description</u>	<u>Revised Budget</u>	<u>During Month</u>	<u>To Date</u>	<u>% of Budget</u>	<u>Budget Balance</u>
08 1100	Taxes Levied	0.00	76,735.17	449,860.91	0.00	(449,860.91)
08 1115	Carline Tax	0.00	0.00	54.51	0.00	(54.51)
08 1510	Interest	0.00	3,319.43	6,089.07	0.00	(6,089.07)
	Subtotal: Local Receipts	0.00	80,054.60	456,004.49	0.00	(456,004.49)
08 3180	Pro-Rate Motor Vehicle	0.00	431.08	431.08	0.00	(431.08)
	Subtotal: STATE RECEIPTS	0.00	431.08	431.08	0.00	(431.08)
08 5300	Proceeds from the Disposal of Property	0.00	996.20	2,330.30	0.00	(2,330.30)
	Subtotal: NON-REVENUE RECEIPTS	0.00	996.20	2,330.30	0.00	(2,330.30)
	Fund Total:	0.00	81,481.88	458,765.87	0.00	(458,765.87)

Account Number	Account Description	Revised Budget	Expended During Month	Expenditures to Date	% of Budget
08	Building Fund				
08 2515 350 000 0000 002	Technical Services - Bldg & Sites	\$0.00	\$0.00	\$0.00	0.00
08 2515 352 000 0000 001	Other Prof Services Bldg & Sites	\$0.00	\$0.00	\$0.00	0.00
08 2515 352 000 0000 002	Other Prof Services Bldg & Sites	\$0.00	\$0.00	\$0.00	0.00
08 2515 610 000 0000 002	Supplies Bldg & Sites	\$0.00	\$0.00	\$0.00	0.00
08 2515 720 000 0000 001	Buildings-Acquiring Buildings & Const	\$0.00	\$0.00	\$0.00	0.00
08 2515 720 000 0000 002	Buildings-Acquiring Buildings & Const	\$0.00	\$0.00	\$0.00	0.00
08 2515 733 000 0000 000	Furniture & Fixtures (>\$5,000)	\$0.00	\$0.00	\$0.00	0.00
2515	Building & Sites	\$0.00	\$0.00	\$0.00	0.00
08 2620 610 000 0000 001	Supplies Maint of Bldg	\$0.00	\$0.00	\$0.00	0.00
2620	Maintenance of Buildings	\$0.00	\$0.00	\$0.00	0.00
08 4200 710 000 0000 001	Land & Land Improvements	\$0.00	\$0.00	\$0.00	0.00
4200	Land Improvement	\$0.00	\$0.00	\$0.00	0.00
08 4300 340 000 0000 001	Other Professional Services Architecture	\$0.00	\$0.00	\$0.00	0.00
4300	Architecture and Engineering	\$0.00	\$0.00	\$0.00	0.00
08 4700 352 000 0000 001	Other Prof Services Bldg Improv	\$0.00	\$0.00	\$0.00	0.00
08 4700 450 000 0000 001	Construction Services Bldg Improvements	\$0.00	\$0.00	\$0.00	0.00
08 4700 610 000 0000 001	General Supplies Bldg Improvements	\$0.00	\$0.00	\$0.00	0.00
08 4700 739 000 0000 001	Other Equipment	\$0.00	\$0.00	\$0.00	0.00
4700	Building Improvements	\$0.00	\$0.00	\$0.00	0.00
08 5000 831 000 0000 001	Redemption of Principal Bldg Improv	\$0.00	\$0.00	\$0.00	0.00
08 5000 832 000 0000 001	Interest on Long-Term Debt	\$0.00	\$0.00	\$0.00	0.00
08 5000 833 000 0000 001	Other Debt-Related Costs	\$0.00	\$0.00	\$0.00	0.00
5000	DEBT SERVICES	\$0.00	\$0.00	\$0.00	0.00
08 9000 950 000 0000 000	Special Items	\$0.00	\$0.00	\$0.00	0.00
9000	NON-PROGRAMMED EXPENDITURES	\$0.00	\$0.00	\$0.00	0.00
08	Building Fund	\$0.00	\$0.00	\$0.00	0.00

O'Neill Public Schools
Income - Expense Summary
October-2023

GENERAL - DEPRECIATION - LUNCH

GPS Bank - Checking Account Balance	1,556,520.75	
First Citizens Bank - Checking Account Balance	<u>660,918.91</u>	
		\$2,217,439.66

EMPLOYEE BENEFIT FUND

GPS Bank- Checking Account Balance	<u>14,901.59</u>	
		\$14,901.59

BUILDING FUND

First Citizens Bank - Checking Account Balance	<u>1,446,057.84</u>	
		\$1,446,057.84

FLEX BENEFITS FUND

GPS Bank - Checking Account Balance	<u>6,307.59</u>	
		\$6,307.59

O'Neill Public Schools
Income - Expense Summary
October-2023

GENERAL FUND

BALANCE - 09/30/2023		\$1,728,885.35
REVENUE		
Taxes	446,246.97	
Motor Vehicle Taxes	45,245.38	
Interest - GPS Checking	4,883.45	
Community Services Act - Dev Eagles	1,015.00	
Local License Fees	320.00	
Contributions & Donations - College Access Grant	2,500.00	
Police Court Fees	145.00	
Other Misc Local Revenue	548.28	
Other Misc Local Revenue	325.95	
County Fines & License Fees	2,584.68	
State Aid	129,542.00	
Pro-rate Motor Vehicle Tax	2,506.89	
Payments for HAL	8,082.00	
Early Childhood Endowment Grants	29,859.00	
IDEA Part-B, ARP Base & EP	680.00	
Title II, Part A	1,602.00	
Family Literacy Grant	764.24	
ARP HCY II	204.00	
ESSER III	54,527.00	
Other Non-Revenue Receipts	10.00	
TOTAL REVENUE	\$731,591.84	\$731,591.84
EXPENDITURES		
Payables	(1,204,639.42)	
TOTAL EXPENDITURES	(\$1,204,639.42)	(\$1,204,639.42)
LIABILITIES		
FICA - Board Share	12.24	
BCBS Employer Share	1,861.16	
AFLAC	57.00	
Life Insurance Payable	(87.85)	
TOTAL LIABILITIES	\$1,842.55	\$1,842.55
TOTAL GENERAL FUND BALANCE - 10/31/2023		\$1,257,680.32

O'Neill Public Schools
Income - Expense Summary
October-2023

NUTRITION FUND

CHECKING ACCOUNT BALANCE - 09/30/2023 **\$316,716.61**

REVENUE

Federal Reimbursement Nutrition Programs - Lunch	25,168.35
Federal Reimbursement Nutrition Programs - Breakfast	5,067.42
Federal Reimbursement Nutrition Programs - Snack	1,240.20
Federal Reimbursement Nutrition Programs SFSP	0.00
Federal Reimbursement Nutrition Programs FFVP	2,409.24
State Reimbursement Nutrition Programs	0.00
Lunch/Breakfast Receipts	17,777.05
SFSP Adult Meals	0.00
Online Fees Received	204.60
Other Receipts	0.00

TOTAL REVENUE **\$51,866.86**

EXPENDITURES

Salaries	(589.40)
Benefits	(191.56)
Advertising	0.00
Food - NSLP	(67,617.13)
Food - FFVP	(884.86)
Food - SFSP	0.00
Postage	(99.30)
Equipment (>5000)	0.00
Supplies & Equipment (<5000)	(27.74)
Travel Expense	0.00
Repairs/Services	0.00
Computer Hardware	0.00
Computer Software	0.00
Online Payment Fees	(293.00)
Other - Refund Lunch Acct Balance, etc	(40.05)

TOTAL EXPENDITURES **(\$69,743.04)**

TOTAL NUTRITION FUND BALANCE - 10/31/2023 **\$298,840.43**

O'Neill Public Schools
Income - Expense Summary
October-2023

DEPRECIATION FUND

BALANCE - 09/30/2023		\$659,377.12
REVENUE		
Interest	1,541.79	
TOTAL REVENUE	<u>1,541.79</u>	\$1,541.79
EXPENDITURES		
Payables		
TOTAL EXPENDITURES	<u> </u>	\$0.00
TOTAL DEPRECIATION FUND BALANCE - 10/31/2023		<u>\$660,918.91</u>

EMPLOYEE BENEFIT FUND

TOTAL EMPLOYEE BENEFIT FUND BALANCE - 09/30/2023		\$14,883.41
REVENUE		
Interest - Great Plains State Bank Checking	18.18	
TOTAL REVENUE	<u>18.18</u>	\$18.18
EXPENDITURES		
TOTAL EXPENDITURES	<u> </u>	\$0.00
TOTAL EMPLOYEE BENEFIT FUND BALANCE - 10/31/2023		<u>\$14,901.59</u>

O'Neill Public Schools
Income - Expense Summary
October-2023

BUILDING FUND

TOTAL BUILDING FUND BALANCE - 09/30/2023		\$1,364,575.96
REVENUE		
Taxes	76,735.17	
Pro-rate Motor Vehicle	431.08	
Sale of Property	996.20	
Interest	3,319.43	
TOTAL REVENUE	81,481.88	\$81,481.88
EXPENDITURES		
Expenses	0.00	
TOTAL EXPENDITURES	\$0.00	\$0.00
TOTAL BUILDING FUND BALANCE - 10/31/2023		\$1,446,057.84

FLEX BENEFITS FUND

GPS Bank - Checking Account Balance	8,792.28	
BALANCE - 09/30/2023		\$8,792.28
REVENUE		
Dist. 7 General Fund - Payroll Deductions - GPS Bank	7,141.54	
Great Plains State Bank - Interest	18.53	
TOTAL REVENUE	7,160.07	\$7,160.07
EXPENDITURES		
GPS - Employee Reimbursements	(9,644.76)	
TOTAL EXPENDITURES	(\$9,644.76)	(\$9,644.76)
GPS Bank - Checking Account Balance	6,307.59	
TOTAL FLEX BENEFIT FUND BALANCE - 10/31/2023		\$6,307.59

O'Neill Public Schools
Income - Expense Summary
October, 2023

IMPREST ACCOUNT

Checking Account Balance - 9/30/23		\$5,004.97
REVENUE:		
Reimb from General Fund	\$0.00	
Great Plains State Bank - Interest	\$5.46	
TOTAL REVENUE		\$5.46
EXPENDITURES:		
Transfer Interest to General Fund	\$0.00	
TOTAL EXPENDITURES		\$0.00
TOTAL IMPREST BALANCE - 10/31/23		\$5,010.43

BANK STATEMENT BALANCE - 10/31/23		\$5,030.43
Outstanding Deposit	\$0.00	
Outstanding Checks	\$20.00	
ENDING BALANCE		\$5,010.43

ACCOUNT REVIEW

Ending Register Balance	\$5,010.43
Reimbursements	\$0.00
Disbursements	\$0.00
Less: Accrued Interest 23-24	\$10.43
Imprest Account Balance	\$5,000.00

Regular; Processing Month 10/2023; Accounts to Include Accounts with Activity; Fund Number 01

Fund: 01 General Fund						
<u>Account Number</u>	<u>Description</u>	<u>Revised Budget</u>	<u>During Month</u>	<u>To Date</u>	<u>% of Budget</u>	<u>Budget Balance</u>
01 1100	Taxes Levied	9,412,916.00	446,246.97	2,616,115.83	27.79	6,796,800.17
01 1115	Carline Tax	1,400.00	0.00	316.99	22.64	1,083.01
01 1120	Public Power Dist Sales Tax	108,000.00	0.00	0.00	0.00	108,000.00
01 1125	Motor Vehicle Taxes	475,000.00	45,245.38	100,983.00	21.26	374,017.00
01 1312	Tuition from Indiv - Sum School	150.00	0.00	0.00	0.00	150.00
01 1510	Interest	15,000.00	4,883.45	8,866.18	59.11	6,133.82
01 1800 1744	Community Services Act - Dev Eagles	6,000.00	1,015.00	3,222.50	53.71	2,777.50
01 1910	Rental of School Facilities	300.00	0.00	0.00	0.00	300.00
01 1911	Local License Fees	5,000.00	320.00	4,350.00	87.00	650.00
01 1920	Contributions & Donations	2,000.00	0.00	0.00	0.00	2,000.00
01 1920 1197	Contributions & Donations - College Access	1,000.00	2,500.00	2,500.00	250.00	(1,500.00)
01 1920 1199	Education Quest 8th Gr	1,000.00	0.00	0.00	0.00	1,000.00
01 1921	Police Court Fees (City Fines)	500.00	145.00	145.00	29.00	355.00
01 1955	Postsecondary Receipts	10,000.00	0.00	0.00	0.00	10,000.00
01 1990 1193	Other Misc Local Revenue (Toddler)	6,000.00	548.28	1,060.17	17.67	4,939.83
01 1990 1194	Other Misc Local Revenue (Infant)	3,500.00	325.95	637.38	18.21	2,862.62
	Subtotal: Local Receipts	10,047,766.00	501,230.03	2,738,197.05	27.25	7,309,568.95
01 2110	County Fines and License Fees	37,000.00	2,584.68	5,086.55	13.75	31,913.45
	Subtotal: COUNTY AND ESU RECEIPTS	37,000.00	2,584.68	5,086.55	13.75	31,913.45
01 3110	State Aid	1,295,423.00	129,542.00	259,084.00	20.00	1,036,339.00
01 3120	SPED School Age	720,000.00	0.00	0.00	0.00	720,000.00
01 3125	SPED Transportation School Age	10,000.00	0.00	0.00	0.00	10,000.00
01 3133	Nameplate Capacity Tax	650,000.00	0.00	0.00	0.00	650,000.00
01 3180	Pro-Rate Motor Vehicle	17,000.00	2,506.89	2,506.89	14.75	14,493.11
01 3400	State Apportionment	120,000.00	0.00	0.00	0.00	120,000.00
01 3535	Payments for HAL	7,000.00	8,082.00	8,082.00	115.46	(1,082.00)
01 3541	Early Childhood Endowment Grants	300,000.00	29,859.00	29,859.00	9.95	270,141.00
	Subtotal: STATE RECEIPTS	3,119,423.00	169,989.89	299,531.89	9.60	2,819,891.11
01 4421	IDEA Part-B (611) ARP Base & EP	0.00	680.00	680.00	0.00	(680.00)
01 4505	Title I, Part A	167,535.00	0.00	13,401.00	8.00	154,134.00
01 4509	Title II, Part A	39,000.00	1,602.00	1,602.00	4.11	37,398.00
01 4510	TITLE IV-A	13,200.00	0.00	0.00	0.00	13,200.00
01 4516	IDEA Preschool (619) Base IDEA E/P	3,583.00	0.00	0.00	0.00	3,583.00
01 4518	IDEA Part B Base & E/P	223,512.00	0.00	0.00	0.00	223,512.00
01 4521	IDEA Part B Proportionate Share	32,573.00	0.00	0.00	0.00	32,573.00
01 4525	Federal Vocational (Carl Perkins)	1,000.00	0.00	0.00	0.00	1,000.00
01 4530 1198	Other Fed Receipts - Fam Lit Grant	25,000.00	764.24	764.24	3.06	24,235.76
01 4531	Title IV, Part B ESSA: 21st CCLC	40,000.00	0.00	0.00	0.00	40,000.00
01 4708	Medicaid in Public Schools	5,000.00	0.00	2,513.70	50.27	2,486.30
01 4709	Medicaid Administrative Activities	15,000.00	0.00	3,406.01	22.71	11,593.99
01 4969	Title IV-A Formula Based	10,000.00	0.00	0.00	0.00	10,000.00
01 4993	ARP HCY II	0.00	204.00	204.00	0.00	(204.00)
01 4998	ESSER III	425,000.00	54,527.00	54,527.00	12.83	370,473.00
	Subtotal: FEDERAL RECEIPTS	1,000,403.00	57,777.24	77,097.95	7.71	923,305.05
01 5301	Insurance Adjustments	5,000.00	0.00	0.00	0.00	5,000.00
01 5690	Other Non-Revenue Receipts	8,000.00	10.00	1,420.00	17.75	6,580.00
01 5690 4526	Other Non-Revenue Receipts - Title I, Part C	1,000.00	0.00	3,853.40	385.34	(2,853.40)
01 5690 4527	Other Non-Revenue Receipts - Title III, Part A	2,000.00	0.00	0.00	0.00	2,000.00
	Subtotal: NON-REVENUE RECEIPTS	16,000.00	10.00	5,273.40	32.96	10,726.60
	Fund Total:	14,220,592.00	731,591.84	3,125,186.84	21.98	11,095,405.16

Revenue Summary Report

Processing Month: 10/2023

User ID: KMARVIN

Regular; Processing Month 10/2023; Accounts to Include Accounts with
Activity; Fund Number 01

	<u>Revised Budget</u>	<u>During Month</u>	<u>To Date</u>	<u>% of Budget</u>	<u>Budget Balance</u>
Grand Total:	14,220,592.00	731,591.84	3,125,186.84	21.98	11,095,405.16

OPS ACTIVITY REPORT
October 2023

Balance - September 29, 2023 \$ (3,578.14)

RECEIPTS:

N. Larsen - FCCLA Nationals hotel room share	\$ 497.72	
N. Larsen - Payment for Robotics supplies from Grand Island	\$ 557.76	
N. Larsen - 23-24 General Fund Transfer	\$ 20,000.00	
TOTAL RECEIPTS:		\$ 21,055.48

EXPENDITURES:

Zeliff Control Systems - Quiz Bowl tournament system	\$ 600.00	
Robotics Education & Competition Foundation - HS tourney registrations	\$ 85.00	
Wayne Community Theatre - One Act WSC Drama Day	\$ 162.00	
TOTAL EXPENDITURES		\$ 847.00

ADJUSTMENTS:

22-23 EOY Transfer to Activities	\$ 480.15	
TOTAL ADJUSTMENTS		\$ 480.15

Balance - October 31, 2023 \$ 17,110.49

OPS ATHLETIC REPORT

October 2023

Balance - September 29, 2023

2,704.50

RECEIPTS:

N. Larsen- Band Booster payment for senior banners	\$ 16.78	
N. Larsen - Booster payment for senior banners	\$ 221.21	
N. Larsen - 23-24 General Fund Transfer	\$ 31,000.00	
N. Larsen - Senior Banner payment	\$ 29.50	
N. Larsen - Cross Country Invite entry fees	\$ 1,015.00	
N. Larsen - Cross Country Invite entry fees	\$ 120.00	
N. Larsen - JV Football w/ Boone Central Gate	\$ 224.00	
N. Larsen - JH Football w/ Ord Gate	\$ 375.00	
N. Larsen - V Football w/ Pierce Gate	\$ 1,743.00	
N. Larsen - JH Football w/ Battle Creek Gate	\$ 437.00	
N. Larsen - JV Football w/ Wayne Gate	\$ 164.00	
N. Larsen - V Football w/ West Point-Beemer Gate	\$ 553.80	
N. Larsen - Football mouthpiece payments	\$ 30.00	
N. Larsen - JV Girls Golf Invite entry fees	\$ 80.00	
N. Larsen - Softball Invite entry fees	\$ 400.00	
N. Larsen - Softball Invite entry fees	\$ 100.00	
N. Larsen - Softball Invite entry fees	\$ 100.00	
N. Larsen - C/JV Volleyball w/ EPPJ Gate	\$ 189.00	
N. Larsen - JH Volleyball w/ Ainsworth Gate	\$ 135.00	
N. Larsen - JV/V Volleyball w/ Ainsworth Gate	\$ 528.00	
N. Larsen - C/JV Volleyball w/ West Holt Gate	\$ 186.00	
N. Larsen - C/JV Volleyball w/ Neligh-Oakdale Gate	\$ 161.00	
N. Larsen - Mid State Volleyball Gate 10/16	\$ 1,062.10	
N. Larsen - Mid State Volleyball Gate 10/17	\$ 902.00	
N. Larsen - Mid State Volleyball Gate 10/18	\$ 1,288.00	
N. Larsen - Volleyball referee check from GACC	\$ 1,344.00	
N. Larsen - Activity Pass Adults	\$ 40.00	
TOTAL RECEIPTS:		\$ 42,444.39

EXPENDITURES:

Stadium Sports - Field Marker	\$ 232.80
Top O the Rock Designs - Senior Banner payment	\$ 29.50
Amazon Capital Services - Towels for state qualifiers	\$ 126.96
Wagner Basketball Boosters - JH Girls Basketball tourney entry fee	\$ 100.00
Papillion-LaViesta South High School - JH State Cross Country entry fees	\$ 100.00
Pinnacle Bank - UNK Cross Country Invite entry fee	\$ 250.00
Stadium Sports - Cross Country uniforms	\$ 628.00
Michael Marvin - JH Football w/ Battle Creek Official (2 games)	\$ 90.00
Rick Nolze - JV Football w/ Wayne Official	\$ 50.00
Michael Marvin - JV Football w/ Wayne Official	\$ 50.00
Steven Hankla - V Football w/ West Point-Beemer Official	\$ 140.00
Steve Arehart - V Football w/ West Point-Beemer Official	\$ 140.00
Jeremy Woepfel - V Football w/ West Point-Beemer Official	\$ 140.00
Aaron Kruger - V Football w/ West Point-Beemer Official	\$ 140.00
Jarod Bearinger - V Football w/ West Point-Beemer Official	\$ 140.00
Jesse Moore - Fall 2023 Football Activity worker	\$ 90.00
Drew Morrow - Fall 2023 Football Activity worker	\$ 60.00
Trevor Alder - Fall 2023 Football Activity worker	\$ 80.00
Bailey Thompson - Fall 2023 Football Activity worker	\$ 120.00
David Fox - Fall 2023 Football Activity worker	\$ 120.00
Stadium Sports - Football shoulder pads	\$ 369.88
Stadium Sports - Golf Polos	\$ 93.80

OPS ATHLETIC REPORT

October 2023

Hampton Inn-North Platte - State Girls Golf hotel rooms	\$	909.00	
John Nelson - Fall 2023 Softball Activity worker	\$	15.00	
Stadium Sports - Softball scorebooks	\$	51.90	
Terra Classen - C/JV Volleyball w/ West Holt Official	\$	90.00	
Heidi Hostert-Kuklis - C/JV Volleyball w/ West Holt Official	\$	90.00	
Tara Callahan - C/JV Volleyball w/ Neligh Oakdale Official	\$	90.00	
Kathy Hostert - C/JV Volleyball w/ Neligh Oakdale Official	\$	90.00	
Terra Classen - Mid State Conference Volleyball Official (3 games)	\$	299.50	
Keena Koehlmoos - Mid State Conference Volleyball Official (3 games)	\$	299.50	
Brad Hoskins - Mid State Volleyball 10/17 Official	\$	168.00	
Joyce Hoskins - Mid State Volleyball 10/17 Official	\$	168.00	
Annie Schurman - Mid State Volleyball Finals Official	\$	252.00	
Katie Dvorak - Mid State Volleyball Finals Official	\$	252.00	
John Nelson - Fall 2023 Volleyball Activity worker	\$	90.00	
Annie Corkle - Fall 2023 Volleyball Activity worker	\$	140.00	
Madison Shoemaker - Fall 2023 Volleyball Activity worker	\$	60.00	
Arial Jackson - Fall 2023 Volleyball Activity worker	\$	30.00	
Aubrie Engelhaupt - Fall 2023 Volleyball Activity worker	\$	30.00	
Cheryl Ludwig - Fall 2023 Volleyball Activity worker	\$	240.00	
West Holt Public Schools - JH Volleyball tournament entry fee	\$	75.00	
Stadium Sports - Volleylites	\$	179.40	
TOTAL EXPENDITURES			\$ 6,910.24
ADJUSTMENTS			
22-23 EOY Interest Transfer to Athletics		\$480.16	
TOTAL ADJUSTMENTS			\$480.16
Balance - October 31, 2023			\$ 38,718.81

		<u>Beginning Balance</u>	<u>Expenses</u>	<u>Revenues</u>	<u>Balance Change</u>	<u>Balance</u>
05 704 0150	ACTIVITIES	(3,578.14)	847.00	21,055.48	480.15	17,110.49
	ACTIVITIES TOTAL	(3,578.14)	847.00	21,055.48	480.15	17,110.49
05 704 0126	ANNUAL	5,921.10	268.49	80.00	0.00	5,732.61
	ANNUAL TOTAL	5,921.10	268.49	80.00	0.00	5,732.61
05 704 0100	ATHLETICS	27,687.04	389.26	31,267.49	(16,328.44)	42,236.83
05 704 0101	ATHLETICS - MISC	0.00	0.00	0.00	0.00	0.00
05 704 0103	BASKETBALL DISTRICTS	0.00	0.00	0.00	0.00	0.00
05 704 0105	BASKETBALL - BOYS	(3,332.91)	0.00	0.00	(123.29)	(3,456.20)
05 704 0106	BASKETBALL - GIRLS	(2,568.47)	0.00	0.00	1,909.47	(659.00)
05 704 0107	BASKETBALL - BOYS/GIRLS	4,035.60	100.00	0.00	(4,119.00)	(183.40)
05 704 0108	CROSS COUNTRY	(937.18)	978.00	1,135.00	667.18	(113.00)
05 704 0109	FOOTBALL	(11,195.12)	1,729.88	3,526.80	10,405.10	1,006.90
05 704 0110	GOLF - BOYS	(3,388.75)	0.00	0.00	3,388.75	0.00
05 704 0111	GOLF - GIRLS	(1,229.87)	1,002.80	80.00	679.87	(1,472.80)
05 704 0114	SOFTBALL	(2,257.87)	66.90	600.00	764.45	(960.32)
05 704 0115	TRACK	714.50	0.00	0.00	(714.50)	0.00
05 704 0116	VOLLEYBALL DISTRICTS	0.00	0.00	0.00	0.00	0.00
05 704 0117	VOLLEYBALL	(1,236.39)	2,643.40	5,795.10	(175.81)	1,739.50
05 704 0118	WRESTLING	(9,006.08)	0.00	0.00	8,346.38	(659.70)
05 704 0120	ACTIVITY TICKETS - STUDENTS	140.00	0.00	0.00	(80.00)	60.00
05 704 0121	ACTIVITY TICKETS - ADULTS	2,180.00	0.00	40.00	(1,940.00)	280.00
05 704 0122	ACTIVITY TICKETS - FAMILY	3,100.00	0.00	0.00	(2,200.00)	900.00
05 704 0124	FINES/LOST EQUIPMENT	0.00	0.00	0.00	0.00	0.00
	ATHLETICS TOTAL	2,704.50	6,910.24	42,444.39	480.16	38,718.81
05 704 0214	CLASS OF '22	0.00	0.00	0.00	0.00	0.00
05 704 0215	CLASS OF '23	1,236.78	0.00	0.00	(1,236.78)	0.00
05 704 0216	CLASS OF '24	1,944.31	0.00	20.00	0.00	1,964.31
05 704 0217	CLASS OF '25	4,593.47	70.00	30.00	0.00	4,553.47
05 704 0218	CLASS OF '26	3,379.21	0.00	247.10	0.00	3,626.31
05 704 0219	CLASS OF '27	2,162.51	0.00	20.00	0.00	2,182.51
05 704 0220	CLASS OF '28	947.83	0.00	0.00	0.00	947.83
05 704 0221	CLASS OF '29	375.00	0.00	5.00	0.00	380.00
05 704 0300	ALUMNI	5,566.60	0.00	0.00	1,236.78	6,803.38
	CLASSES TOTAL	20,205.71	70.00	322.10	0.00	20,457.81
05 704 0301	BAND	2,307.60	0.00	0.00	0.00	2,307.60
05 704 0302	BAND COMPOSER	200.00	0.00	0.00	0.00	200.00
05 704 0303	CHEERLEADERS	394.50	0.00	0.00	0.00	394.50
05 704 0304	CHEMISTRY CLUB	243.83	0.00	0.00	0.00	243.83
05 704 0305	ROBOTICS/CHESS CLUB	9,384.27	2,395.41	4,491.10	0.00	11,479.96
05 704 0306	CHOIR - JH/HS	6,812.82	1,091.65	147.20	0.00	5,868.37
05 704 0307	EUROPE TRIPS	0.00	0.00	0.00	0.00	0.00
05 704 0308	FACULTY FUND - ELEMENTARY	395.84	25.00	0.00	0.00	370.84
05 704 0309	FACULTY FUND - HIGH SCHOOL	733.47	0.00	255.00	0.00	988.47
05 704 0310	FINE ARTS CLUB	4,141.09	0.00	0.00	0.00	4,141.09
05 704 0311	FLAG CORPS	1,887.34	0.00	0.00	0.00	1,887.34
05 704 0312	JR COUNCIL	330.56	0.00	0.00	0.00	330.56
05 704 0313	LIBRARY - ELEMENTARY	(265.81)	0.00	0.00	0.00	(265.81)
05 704 0314	LIBRARY - HIGH SCHOOL	33.73	0.00	0.00	0.00	33.73
05 704 0315	ELEMENTARY ART	621.00	0.00	0.00	0.00	621.00
05 704 0317	MOCK TRIAL	69.13	0.00	0.00	0.00	69.13
05 704 0318	MUSIC CONTEST	0.36	0.00	0.00	0.00	0.36
05 704 0319	MUSICAL	2,838.58	0.00	0.00	0.00	2,838.58

		<u>Beginning Balance</u>	<u>Expenses</u>	<u>Revenues</u>	<u>Balance Change</u>	<u>Balance</u>
05 704 0320	NATIONAL HONOR SOCIETY	585.44	0.00	0.00	0.00	585.44
05 704 0321	ONE ACTS	695.45	0.00	142.60	0.00	838.05
05 704 0322	QUIZ BOWL TEAM	484.36	0.00	0.00	0.00	484.36
05 704 0323	SOUNDSATIONAL SINGERS	(2,447.51)	14,874.90	28,491.00	0.00	11,168.59
05 704 0324	SPEECH TEAM	(93.09)	0.00	105.80	0.00	12.71
05 704 0325	SPIRIT FUND	(261.62)	1,108.00	2,425.57	0.00	1,055.95
05 704 0326	STUDENT COUNCIL	2,132.83	0.00	0.00	0.00	2,132.83
05 704 0327	THEATRE/SWING CHOIR	0.00	0.00	0.00	0.00	0.00
05 704 0328	NATIONAL HISTORY DAY	38.43	0.00	0.00	0.00	38.43
05 704 0329	DRILL/DANCE TEAM	2,466.03	0.00	0.00	0.00	2,466.03
05 704 0330	DIL	0.00	0.00	0.00	0.00	0.00
05 704 0331	AUSTRALIA TRIP	0.00	0.00	0.00	0.00	0.00
05 704 0335	EAGLE EYE BROADCASTING	9,510.82	189.69	2,014.26	0.00	11,335.39
05 704 0336	HOLOCAUST LIT/CURRENT ISSUES	(202.80)	0.00	0.00	0.00	(202.80)
05 704 0337	WEIGHT ROOM	5,678.25	0.00	420.00	0.00	6,098.25
05 704 0338	PRESCHOOL	90.62	0.00	0.00	0.00	90.62
05 704 0339	OUTDOOR EDUCATION	23.91	0.00	0.00	0.00	23.91
05 704 0340	WASHINGTON DC TRIP	0.03	0.00	0.00	0.00	0.03
05 704 0341	INTERACT CLUB	2,658.09	0.00	0.00	0.00	2,658.09
05 704 0342	SUPPORT FUND	272.51	0.00	0.00	0.00	272.51
05 704 0343	FREE ENTERPRISE MARKET CLASS	(23.09)	0.00	0.00	0.00	(23.09)
05 704 0344	SENIOR ACTIVITY GYM PICTURES	308.40	0.00	0.00	0.00	308.40
05 704 0345	CTL	3,752.55	0.00	307.60	0.00	4,060.15
05 704 0346	ADMINISTRATION FUND	1,099.70	0.00	0.00	0.00	1,099.70
05 704 0347	CIRCLE OF FRIENDS	485.59	0.00	0.00	0.00	485.59
05 704 0348	EHA WELLNESS	723.54	50.00	0.00	0.00	673.54
05 704 0349	Central Office	153.90	0.00	0.00	0.00	153.90
05 704 0350	ELEM STUDENT COUNCIL	182.97	0.00	0.00	0.00	182.97
	CLUBS TOTAL	58,443.62	19,734.65	38,800.13	0.00	77,509.10
05 704 0127	CONCESSIONS	9,495.22	10,775.98	6,365.64	0.00	5,084.88
	CONCESSIONS TOTAL	9,495.22	10,775.98	6,365.64	0.00	5,084.88
05 704 0104	ATHLETIC DONATIONS	0.00	0.00	0.00	0.00	0.00
05 704 0128	CLUB DONATIONS	1,565.05	0.00	0.00	0.00	1,565.05
	DONATIONS FOR TOTAL ATHLETICS	1,565.05	0.00	0.00	0.00	1,565.05
05 704 0129	FCCLA	7,846.68	2,734.64	1,589.70	0.00	6,701.74
	FCCLA TOTAL	7,846.68	2,734.64	1,589.70	0.00	6,701.74
05 704 0143	FFA	2,528.05	1,743.51	5,127.25	0.00	5,911.79
05 704 0151	FFA GREENHOUSE	4,857.72	0.00	0.00	0.00	4,857.72
	FFA TOTAL	7,385.77	1,743.51	5,127.25	0.00	10,769.51
05 704 0165	MID STATE CONFERENCE	0.00	0.00	0.00	0.00	0.00
	MID STATE TOTAL CONFERENCE	0.00	0.00	0.00	0.00	0.00
05 704 0102	GATE/ACTIVITY CASH BOX	(2,759.00)	8,747.00	11,210.00	0.00	(296.00)
05 704 0130	GUIDANCE	1,494.41	0.00	0.00	0.00	1,494.41
05 704 0131	INTEREST INCOME	1,045.59	0.00	262.83	(960.31)	348.11
05 704 0132	INTERVENTION FUND	114.33	0.00	0.00	0.00	114.33
05 704 0133	MISCELLANEOUS	2,305.57	0.00	0.00	0.00	2,305.57
05 704 0134	SUMMER SCHOLARSHIP FUND	682.24	0.00	0.00	0.00	682.24
05 704 0136	SCHOLARSHIPS	2,859.98	0.00	0.00	0.00	2,859.98
05 704 0137	TOP OF THE NEST/READ HEADS	49.53	0.00	0.00	0.00	49.53
05 704 0138	VOICES OF YOUTH	0.00	0.00	0.00	0.00	0.00

		<u>Beginning Balance</u>	<u>Expenses</u>	<u>Revenues</u>	<u>Balance Change</u>	<u>Balance</u>
05 704 0139	BOOK FINES/LOCKS/PLANNERS	2,858.00	0.00	0.00	0.00	2,858.00
05 704 0141	INSUFFICIENT/CLOSED ACCT CHECKS	0.00	0.00	0.00	0.00	0.00
05 704 0145	MENTORING	131.17	0.00	0.00	0.00	131.17
05 704 0147	BULLYING PREVENTION GROUP	0.00	0.00	0.00	0.00	0.00
05 704 0148	BACKPACK PROGRAM	4,797.31	0.00	0.00	0.00	4,797.31
05 704 0149	SCOREBOARD	3,900.00	0.00	0.00	0.00	3,900.00
	MISCELLANEOUS TOTAL	17,479.13	8,747.00	11,472.83	(960.31)	19,244.65
05 704 0152	PARENT GROUP	166.44	0.00	0.00	0.00	166.44
	PARENT GROUP TOTAL	166.44	0.00	0.00	0.00	166.44
05 704 0142	SPEECH MEET	2,192.58	0.00	0.00	0.00	2,192.58
	SPEECH TOTAL	2,192.58	0.00	0.00	0.00	2,192.58
05 704 0403	ALUMNI BASKETBALL	0.00	0.00	0.00	0.00	0.00
05 704 0405	BASKETBALL CLUB - BOYS	2,621.50	139.00	0.00	0.00	2,482.50
05 704 0406	BASKETBALL CLUB - GIRLS	3,951.30	226.20	0.00	0.00	3,725.10
05 704 0407	ELEMENTARY BOYS BB CLUB	974.42	0.00	0.00	0.00	974.42
05 704 0408	CROSS COUNTRY CLUB	7,588.45	2,150.72	0.00	0.00	5,437.73
05 704 0409	FOOTBALL CLUB	4,458.01	6,011.13	50.00	0.00	(1,503.12)
05 704 0410	GOLF CLUB - BOYS	1,339.41	0.00	0.00	0.00	1,339.41
05 704 0411	GOLF CLUB - GIRLS	729.33	0.00	65.60	0.00	794.93
05 704 0412	"O" CLUB	3,809.01	0.00	1,468.44	0.00	5,277.45
05 704 0414	SOFTBALL CLUB	3,750.37	1,595.21	966.00	0.00	3,121.16
05 704 0415	TRACK CLUB	1,221.79	0.00	0.00	0.00	1,221.79
05 704 0417	VOLLEYBALL CLUB	4,393.92	1,331.24	1,008.49	0.00	4,071.17
05 704 0418	WRESTLING CLUB	5,373.35	0.00	0.00	0.00	5,373.35
05 704 0420	JH/ELEM GIRLS BASKETBALL	994.88	325.00	0.00	0.00	669.88
05 704 0422	JH/ELEM GIRLS VOLLEYBALL	1,473.78	0.00	0.00	0.00	1,473.78
05 704 0423	JH TRACK CLUB	0.00	0.00	0.00	0.00	0.00
05 704 0424	WR ROOM IMPROVEMENTS	4.60	0.00	0.00	0.00	4.60
	SPORTS CLUBS TOTAL	42,684.12	11,778.50	3,558.53	0.00	34,464.15
05 704 0135	T & I	1,838.06	0.00	0.00	0.00	1,838.06
05 704 0166	T & I CONST	318.39	1,187.11	0.00	0.00	(868.72)
	T & I TOTAL	2,156.45	1,187.11	0.00	0.00	969.34
	GRAND TOTAL	174,668.23	64,797.12	130,816.05	0.00	240,687.16

Account Number	Account Description	Revised Budget	Expended During Month	Expenditures to Date	% of Budget
01	General Fund				
01 1100 110 000 1141 001	Reg Emp - Non-Instr - Music	\$4,000.00	\$271.08	\$271.08	6.78
01 1100 110 000 1141 002	Reg Emp - Non-Instr - Music	\$0.00	\$0.00	\$0.00	0.00
01 1100 111 000 0000 001	Reg Emp - Teach/Prof	\$61,416.00	\$4,940.01	\$9,880.02	16.09
01 1100 111 000 0000 002	Reg Emp - Teach/Prof	\$747,803.00	\$62,174.37	\$124,348.74	16.63
01 1100 111 000 1103 001	Reg Emp - Teach/Prof - Ag Education	\$45,898.00	\$3,451.67	\$6,903.34	15.04
01 1100 111 000 1105 001	Reg Emp - Teach/Prof - Art	\$53,390.00	\$4,449.17	\$8,898.34	16.67
01 1100 111 000 1105 002	Reg Emp - Teach/Prof - Art	\$41,420.00	\$3,451.67	\$6,903.34	16.67
01 1100 111 000 1108 001	Reg Emp - Teach/Prof - Band	\$43,792.00	\$3,293.33	\$6,586.66	15.04
01 1100 111 000 1108 002	Reg Emp - Teach/Prof - Band	\$21,896.00	\$1,646.67	\$3,293.34	15.04
01 1100 111 000 1112 001	Reg Emp - Teach/Prof - Business	\$49,795.00	\$4,149.61	\$8,299.22	16.67
01 1100 111 000 1114 001	Reg Emp - Teach/Prof - English	\$347,880.00	\$29,833.97	\$59,667.94	17.15
01 1100 111 000 1118 001	Reg Emp - Teach/Prof - FCS	\$67,070.00	\$5,589.17	\$11,178.34	16.67
01 1100 111 000 1135 002	Reg Emp - Teach/Prof - Gifted	\$67,184.00	\$5,598.67	\$11,197.34	16.67
01 1100 111 000 1138 001	Reg Emp - Teach/Prof - Math	\$166,108.00	\$15,037.24	\$30,074.48	18.11
01 1100 111 000 1141 001	Reg Emp - Teach/Prof - Music	\$30,115.00	\$2,509.58	\$5,019.16	16.67
01 1100 111 000 1141 002	Reg Emp - Teach/Prof - Music	\$79,040.00	\$6,586.67	\$13,173.34	16.67
01 1100 111 000 1145 001	Reg Emp - Teach/Prof - PE	\$144,400.00	\$12,823.74	\$25,647.48	17.76
01 1100 111 000 1145 002	Reg Emp - Teach/Prof - PE	\$68,780.00	\$5,731.67	\$11,463.34	16.67
01 1100 111 000 1148 001	Reg Emp - Teach/Prof - Science	\$313,690.00	\$26,140.84	\$52,281.68	16.67
01 1100 111 000 1171 001	Reg Emp - Teach/Prof - Social Studies	\$156,750.00	\$13,062.51	\$26,125.02	16.67
01 1100 111 000 1173 001	Reg Emp - Teach/Prof - Spanish	\$59,280.00	\$4,940.00	\$9,880.00	16.67
01 1100 111 000 1175 001	Reg Emp - Teach/Prof - Tech Educ	\$41,420.00	\$3,451.67	\$6,903.34	16.67
01 1100 111 000 1175 002	Reg Emp - Teach/Prof - Tech Educ	\$11,856.00	\$988.00	\$1,976.00	16.67
01 1100 111 000 1180 001	Reg Emp - Teach/Prof Trades/Industry	\$111,910.00	\$9,325.84	\$18,651.68	16.67
01 1100 112 000 0000 001	Reg Emp - Instr Aides	\$0.00	\$0.00	\$0.00	0.00
01 1100 112 000 0000 002	Reg Emp - Instructional Aides	\$0.00	\$0.00	\$0.00	0.00
01 1100 112 019 0000 001	Reg Emp-Instr Aides-COVID19	\$0.00	\$0.00	\$0.00	0.00
01 1100 120 000 1198 002	Temp Emp - Fam Lit Grant	\$0.00	\$0.00	\$0.00	0.00
01 1100 120 000 2190 001	Temp Emp - Non-Instr - Activity	\$38,000.00	\$6,671.25	\$11,215.83	29.52
01 1100 122 000 0000 001	REG SUB AIDES SALARIES-S	\$0.00	\$0.00	\$0.00	0.00
01 1100 122 000 0000 002	Temp Emp - Instr Aide	\$0.00	\$0.00	\$48.00	0.00
01 1100 122 000 1197 002	Temp Emp - Instr Aided - Ed Quest	\$0.00	\$0.00	\$0.00	0.00
01 1100 123 000 0000 001	Temp Emp - Teach/Prof - Sub	\$5,000.00	\$2,149.38	\$2,571.88	51.44
01 1100 123 000 0000 002	Temp Emp - Teach/Prof - Sub	\$32,000.00	\$1,742.00	\$2,609.75	8.16
01 1100 123 000 1103 001	Temp Emp - Teach/Prof - Sub - Ag Ed	\$3,500.00	\$617.50	\$617.50	17.64

EXPENDITURE REPORT

October, 2023

Account Number	Account Description	Revised Budget	Expended During Month	Expenditures to Date	% of Budget
01 1100 123 000 1105 001	Temp Emp - Teach/Prof - Sub - Art	\$1,500.00	\$130.00	\$130.00	8.67
01 1100 123 000 1105 002	Temp Emp - Teach/Prof - Sub - Art	\$1,500.00	\$130.00	\$260.00	17.33
01 1100 123 000 1108 001	Temp Emp - Teach/Prof - Sub - Band	\$600.00	\$73.12	\$73.12	12.19
01 1100 123 000 1108 002	Temp Emp - Teach/Prof - Sub - Band	\$0.00	\$0.00	\$0.00	0.00
01 1100 123 000 1112 001	Temp Emp -Teach/Prof -Sub-Business	\$1,000.00	\$0.00	\$130.00	13.00
01 1100 123 000 1114 001	Temp Emp - Teach/Prof - Sub-English	\$6,500.00	\$650.00	\$812.50	12.50
01 1100 123 000 1118 001	Temp Emp - Teach/Prof - Sub - FCS	\$2,000.00	\$130.00	\$162.50	8.13
01 1100 123 000 1135 002	Temp Emp - Teach/Prof - Sub - Gifted	\$0.00	\$0.00	\$0.00	0.00
01 1100 123 000 1138 001	Temp Emp - Teach/Prof - Sub - Math	\$10,000.00	\$439.72	\$649.02	6.49
01 1100 123 000 1141 001	Temp Emp - Teach/Prof - Sub - Music	\$400.00	\$0.00	\$0.00	0.00
01 1100 123 000 1141 002	Temp Emp - Teach/Prof - Sub - Music	\$1,500.00	\$0.00	\$0.00	0.00
01 1100 123 000 1145 001	Temp Emp - Teach/Prof - Sub - PE	\$4,500.00	\$206.70	\$262.60	5.84
01 1100 123 000 1145 002	Temp Emp - Teach/Prof - Sub - PE	\$3,000.00	\$910.00	\$1,300.00	43.33
01 1100 123 000 1148 001	Temp Emp - Teach/Prof - Sub Science	\$5,500.00	\$410.80	\$1,004.90	18.27
01 1100 123 000 1171 001	Temp Emp -Teach/Prof-Sub-Soc Stud	\$3,000.00	\$260.00	\$260.00	8.67
01 1100 123 000 1173 001	Temp Emp - Teach/Prof - Sub Spanish	\$1,000.00	\$0.00	\$292.50	29.25
01 1100 123 000 1175 001	Temp Emp - Teach/Prof-Sub-Tech Ed	\$2,000.00	\$130.00	\$130.00	6.50
01 1100 123 000 1175 002	Temp Emp - Teach/Prof-Sub-Tech Ed	\$0.00	\$0.00	\$0.00	0.00
01 1100 123 000 1180 001	Temp Emp -Teach/Prof-Sub-Trade/Ind	\$1,750.00	\$520.00	\$682.50	39.00
01 1100 123 000 1197 001	Temp Emp - Teach/Prof - Sub - Ed Quest	\$500.00	\$0.00	\$0.00	0.00
01 1100 130 000 1141 001	Non-Instructional - Music - OT	\$500.00	\$51.03	\$51.03	10.21
01 1100 132 000 0000 001	Reg Emp - Instr Aides	\$0.00	\$0.00	\$0.00	0.00
01 1100 150 000 2190 001	Non-Instr Aide - Add'l Comp - Activity	\$1,710.00	\$420.00	\$708.66	41.44
01 1100 150 019 2190 001	Non-Instr Aide - Add'l Comp - Activity	\$0.00	\$0.00	\$0.00	0.00
01 1100 151 000 0000 001	Teach/Prof - Add'l Comp	\$200.00	\$18.00	\$18.00	9.00
01 1100 151 000 0000 002	Teach/Prof - Add'l Comp	\$250.00	\$72.00	\$424.00	169.60
01 1100 151 000 1103 001	Teach/Prof - Add'l Comp - Ag Ed	\$1,500.00	\$0.00	\$0.00	0.00
01 1100 151 000 1105 001	Reg Emp - Teach/Prof - Art	\$75.00	\$0.00	\$0.00	0.00
01 1100 151 000 1105 002	Reg Emp - Teach/Prof - Art	\$25.00	\$0.00	\$0.00	0.00
01 1100 151 000 1108 001	Reg Emp - Teach/Prof - Band	\$6,800.00	\$18.00	\$18.00	0.26
01 1100 151 000 1108 002	Reg Emp - Teach/Prof - Band	\$2,300.00	\$0.00	\$0.00	0.00
01 1100 151 000 1112 001	Reg Emp - Teach/Prof - Business	\$125.00	\$18.00	\$29.44	23.55
01 1100 151 000 1114 001	Teach/Prof - Add'l Comp - English	\$8,000.00	\$36.00	\$72.00	0.90
01 1100 151 000 1118 001	Reg Emp - Teach/Prof - FCS	\$175.00	\$36.00	\$36.00	20.57
01 1100 151 000 1138 001	Teach/Prof - Add'l Comp - Math	\$2,500.00	\$0.00	\$0.00	0.00
01 1100 151 000 1141 001	Reg Emp - Teach/Prof - Music	\$200.00	\$0.00	\$0.00	0.00

Account Number	Account Description	Revised Budget	Expended During Month	Expenditures to Date	% of Budget
01 1100 151 000 1145 001	Teach/Prof - Add'l Comp - PE	\$750.00	\$18.00	\$36.00	4.80
01 1100 151 000 1145 002	Reg Emp - Teach/Prof - PE	\$100.00	\$0.00	\$0.00	0.00
01 1100 151 000 1148 001	Teach/Prof - Add'l Comp - Science	\$3,000.00	\$72.00	\$108.00	3.60
01 1100 151 000 1171 001	Teach/Prof - Add'l Comp - Soc Studies	\$750.00	\$144.00	\$250.00	33.33
01 1100 151 000 1173 001	Teach/Prof - Add'l Comp - Spanish	\$200.00	\$0.00	\$0.00	0.00
01 1100 151 000 1175 001	Reg Emp - Teach/Prof - Tech Educ	\$100.00	\$0.00	\$0.00	0.00
01 1100 151 000 1175 002	Reg Emp - Teach/Prof - Tech Educ	\$0.00	\$0.00	\$0.00	0.00
01 1100 151 000 1180 001	Add'l Comp- Teach/Prof - Trades/Ind	\$100.00	\$54.00	\$90.00	90.00
01 1100 151 000 1197 001	Add'l Comp - Teach/Prof - Ed Quest	\$200.00	\$36.00	\$36.00	18.00
01 1100 151 000 2190 000	Teach/Prof - Add'l Comp - Activity	\$3,040.00	\$253.33	\$506.66	16.67
01 1100 151 000 2190 001	Teach/Prof - Add'l Comp - Activity	\$189,601.00	\$19,696.42	\$36,261.84	19.13
01 1100 151 000 2190 002	Teach/Prof - Add'l Comp - Activity	\$10,450.00	\$870.83	\$1,741.66	16.67
01 1100 151 019 2190 001	Teach/Prof - Add'l Comp - Activity	\$0.00	\$0.00	\$0.00	0.00
01 1100 152 000 0000 001	Instr Aide - Add'l Comp - Substitute	\$0.00	\$0.00	\$0.00	0.00
01 1100 152 000 0000 002	Instr Aide - Add'l Comp - Substitute	\$800.00	\$20.31	\$20.31	2.54
01 1100 152 000 1105 002	Reg Emp - Instr Aide - Art	\$125.00	\$0.00	\$0.00	0.00
01 1100 152 000 1145 002	Reg Emp - Add'l Comp - PE	\$125.00	\$0.00	\$0.00	0.00
01 1100 152 000 1171 001	Reg Emp - Instr Aides - Social Studies	\$0.00	\$0.00	\$0.00	0.00
01 1100 152 000 1175 002	Reg Emp - Instr Aide - Tech Educ	\$0.00	\$0.00	\$0.00	0.00
01 1100 152 000 1198 002	Instructional Aides Add'l Comp - Fam Lit Grant	\$0.00	\$0.00	\$0.00	0.00
01 1100 152 000 2190 001	Instr Aide - Add'l Comp - Activity	\$6,460.00	\$452.28	\$1,404.79	21.75
01 1100 152 000 2190 002	Instr Aide - Add'l Comp - Activity	\$0.00	\$0.00	\$0.00	0.00
01 1100 152 019 2190 001	Teach/Prof - Add'l Comp - Activity	\$0.00	\$0.00	\$0.00	0.00
01 1100 154 000 2190 001	Technical Staff - Add'l Comp - Activity	\$11,400.00	\$965.00	\$1,915.00	16.80
01 1100 210 000 1141 001	Non-Instr - Group Ins - Music	\$0.00	\$0.00	\$0.00	0.00
01 1100 211 000 0000 000	Group Insurance - Teachers/Professionals	\$0.00	\$0.00	\$0.00	0.00
01 1100 211 000 0000 001	Teach/Prof - Group Ins	\$12,008.00	\$1,000.64	\$2,001.28	16.67
01 1100 211 000 0000 002	Teach/Prof - Group Ins	\$287,209.00	\$23,030.56	\$46,061.12	16.04
01 1100 211 000 1103 001	Teach/Prof - Group Ins - Ag Ed	\$9,191.00	\$765.94	\$1,531.88	16.67
01 1100 211 000 1105 001	Teach/Prof - Group Ins - Art	\$645.00	\$53.75	\$107.50	16.67
01 1100 211 000 1105 002	Teach/Prof - Group Ins - Art	\$9,191.00	\$765.94	\$1,531.88	16.67
01 1100 211 000 1108 001	Teach/Prof - Group Ins - Band	\$11,056.00	\$921.32	\$1,842.64	16.67
01 1100 211 000 1108 002	Teach/Prof - Group Ins - Band	\$5,528.00	\$460.68	\$921.36	16.67
01 1100 211 000 1112 001	Teach/Prof - Group Ins - Business	\$3,608.00	\$300.67	\$601.34	16.67
01 1100 211 000 1114 001	Teach/Prof - Group Ins - English	\$95,813.00	\$8,216.19	\$16,432.38	17.15
01 1100 211 000 1118 001	Teach/Prof - Group Ins - FCS	\$390.00	\$32.46	\$64.92	16.65

EXPENDITURE REPORT

October, 2023

Account Number	Account Description	Revised Budget	Expended During Month	Expenditures to Date	% of Budget
01 1100 211 000 1135 002	Teach/Prof - Group Ins - Gifted	\$548.00	\$45.69	\$91.38	16.68
01 1100 211 000 1138 001	Teach/Prof - Group Ins - Math	\$53,012.00	\$3,691.57	\$7,383.14	13.93
01 1100 211 000 1141 001	Teach/Prof - Group Ins - Music	\$17,232.00	\$1,053.03	\$2,130.78	12.37
01 1100 211 000 1141 002	Teach/Prof - Group Ins - Music	\$25,273.00	\$2,106.06	\$4,212.12	16.67
01 1100 211 000 1145 001	Teach/Prof - Group Ins - PE	\$50,545.00	\$4,464.84	\$8,929.68	17.67
01 1100 211 000 1145 002	Teach/Prof - Group Ins - PE	\$8,070.00	\$672.54	\$1,345.08	16.67
01 1100 211 000 1148 001	Teach/Prof - Group Ins - Science	\$91,547.00	\$7,628.90	\$15,257.80	16.67
01 1100 211 000 1171 001	Teach/Prof - Group Ins - Socl Studies	\$44,807.00	\$3,561.07	\$7,122.14	15.90
01 1100 211 000 1173 001	Teach/Prof - Group Ins - Spanish	\$18,954.00	\$1,579.54	\$3,159.08	16.67
01 1100 211 000 1175 001	Teach/Prof - Group Ins - Tech Educ	\$9,191.00	\$672.54	\$1,345.08	14.63
01 1100 211 000 1175 002	Teach/Prof - Group Ins - Tech Educ	\$97.00	\$8.06	\$16.12	16.62
01 1100 211 000 1180 001	Teach/Prof - Group Ins - Trades/Ind	\$38,815.00	\$3,234.62	\$6,469.24	16.67
01 1100 211 000 2190 001	Increased Retirement - Act	\$0.00	\$0.00	\$0.00	0.00
01 1100 212 000 0000 001	Group Insurance - Instructional Aides	\$0.00	\$0.00	\$0.00	0.00
01 1100 212 000 0000 002	Group Insurance - Instructional Aides	\$0.00	\$0.00	\$0.00	0.00
01 1100 212 019 0000 001	Group Ins-Instr Aides-COVID19	\$0.00	\$0.00	\$0.00	0.00
01 1100 220 000 0000 002	Social Security - Non-Instructional	\$0.00	\$0.00	\$0.00	0.00
01 1100 220 000 1141 001	Social Security - Non-Instructional	\$300.00	\$24.65	\$24.65	8.22
01 1100 220 000 1198 002	Soc Sec - Fam Lit Grant	\$0.00	\$0.00	\$0.00	0.00
01 1100 220 000 2190 001	Social Security - Non-Instr - Activity	\$2,842.00	\$542.48	\$912.19	32.10
01 1100 220 019 2190 001	Social Security - Activity	\$0.00	\$0.00	\$0.00	0.00
01 1100 221 000 0000 001	Social Security - Reg Instruction	\$4,506.00	\$360.79	\$720.20	15.98
01 1100 221 000 0000 002	Social Security - Reg Instruction	\$55,625.00	\$4,508.26	\$9,037.53	16.25
01 1100 221 000 1103 001	Social Security - Ag Education	\$3,511.00	\$262.94	\$525.88	14.98
01 1100 221 000 1105 001	Social Security - Art	\$4,084.00	\$340.36	\$680.72	16.67
01 1100 221 000 1105 002	Social Security - Art	\$3,094.00	\$257.85	\$515.69	16.67
01 1100 221 000 1108 001	Social Security - Band	\$3,212.00	\$241.84	\$482.31	15.02
01 1100 221 000 1108 002	Social Security - Band	\$1,606.00	\$120.23	\$240.46	14.97
01 1100 221 000 1112 001	Social Security - Business	\$3,706.00	\$308.12	\$615.72	16.61
01 1100 221 000 1114 001	Social Security - English	\$25,154.00	\$2,187.89	\$4,375.79	17.40
01 1100 221 000 1118 001	Social Security - FCS	\$5,131.00	\$430.33	\$857.90	16.72
01 1100 221 000 1135 002	Social Security - Gifted	\$5,096.00	\$424.65	\$849.30	16.67
01 1100 221 000 1138 001	Social Security - Math	\$12,265.00	\$1,098.48	\$2,196.97	17.91
01 1100 221 000 1141 001	Social Security - Music	\$1,396.00	\$101.08	\$202.16	14.48
01 1100 221 000 1141 002	Social Security - Music	\$5,997.00	\$496.86	\$993.73	16.57
01 1100 221 000 1145 001	Social Security - PE	\$10,617.00	\$945.89	\$1,891.78	17.82

Account Number	Account Description	Revised Budget	Expended During Month	Expenditures to Date	% of Budget
01 1100 221 000 1145 002	Social Security - PE	\$5,239.00	\$436.56	\$873.12	16.67
01 1100 221 000 1148 001	Social Security - Science	\$23,513.00	\$1,949.21	\$3,895.64	16.57
01 1100 221 000 1171 001	Social Security - Social Studies	\$11,968.00	\$1,008.40	\$2,013.88	16.83
01 1100 221 000 1173 001	Social Security - Spanish	\$4,321.00	\$355.16	\$710.32	16.44
01 1100 221 000 1175 001	Social Security - Technology Educ	\$3,169.00	\$260.23	\$520.47	16.42
01 1100 221 000 1175 002	Social Security - Technology Educ	\$899.00	\$74.95	\$149.90	16.67
01 1100 221 000 1180 001	Social Security - Trades/Industry	\$7,748.00	\$649.85	\$1,298.30	16.76
01 1100 221 000 1197 001	Soc Sec - Teach/Prof - Ed Quest	\$0.00	\$2.76	\$2.76	0.00
01 1100 221 000 2190 000	Social Security - Activity	\$233.00	\$19.38	\$38.74	16.63
01 1100 221 000 2190 001	Social Security - Activity	\$14,505.00	\$1,506.73	\$2,773.93	19.12
01 1100 221 000 2190 002	Social Security - Activity	\$799.00	\$66.59	\$133.18	16.67
01 1100 221 019 2190 001	Social Security - Activity	\$0.00	\$0.00	\$0.00	0.00
01 1100 222 000 0000 001	Social Security - Instructional Aides	\$0.00	\$0.00	\$0.00	0.00
01 1100 222 000 0000 002	Social Security - Instructional Aides	\$100.00	\$1.55	\$5.22	5.22
01 1100 222 000 1105 002	Reg Emp - Instr Aides - Art	\$25.00	\$0.00	\$0.00	0.00
01 1100 222 000 1145 002	Reg Emp - Soc Sec - PE	\$25.00	\$0.00	\$0.00	0.00
01 1100 222 000 1171 001	Social Security - Instr Aides - Soc Stud	\$0.00	\$0.00	\$0.00	0.00
01 1100 222 000 1175 002	Reg Emp - Instr Aides - Tech	\$0.00	\$0.00	\$0.00	0.00
01 1100 222 000 1197 002	Soc Sec - Ed Quest	\$0.00	\$0.00	\$0.00	0.00
01 1100 222 000 1198 002	Soc Sec - Fam Lit Grant	\$0.00	\$0.00	\$0.00	0.00
01 1100 222 000 2190 001	Social Security - Activity	\$494.00	\$34.61	\$107.56	21.77
01 1100 222 000 2190 002	Social Security - Activity	\$0.00	\$0.00	\$0.00	0.00
01 1100 222 019 0000 001	Soc Sec-Instr Aides-COVID19	\$0.00	\$0.00	\$0.00	0.00
01 1100 222 019 2190 001	Social Security - Activity	\$0.00	\$0.00	\$0.00	0.00
01 1100 223 000 0000 001	Social Security - Subs	\$500.00	\$164.44	\$196.78	39.36
01 1100 223 000 0000 002	Social Security - Sub	\$2,500.00	\$133.26	\$199.62	7.98
01 1100 223 000 1103 001	Social Security - Subs - Ag	\$250.00	\$47.23	\$47.23	18.89
01 1100 223 000 1105 001	Social Security - Subs - Art	\$250.00	\$9.94	\$9.94	3.98
01 1100 223 000 1105 002	Social Security - Subs - Art	\$50.00	\$9.94	\$19.89	39.78
01 1100 223 000 1108 001	Temp Emp - Teach/Prof - Sub - Band	\$50.00	\$5.59	\$5.59	11.18
01 1100 223 000 1108 002	Temp Emp - Teach/Prof - Sub - Band	\$0.00	\$0.00	\$0.00	0.00
01 1100 223 000 1112 001	Social Security - Subs - Business	\$100.00	\$0.00	\$9.94	9.94
01 1100 223 000 1114 001	Social Security - Subs - English	\$500.00	\$49.74	\$62.17	12.43
01 1100 223 000 1118 001	Social Security - Subs - FCS	\$150.00	\$9.94	\$12.43	8.29
01 1100 223 000 1135 002	Social Security - Sub	\$0.00	\$0.00	\$0.00	0.00
01 1100 223 000 1138 001	Social Security - Subs - Math	\$800.00	\$33.62	\$49.63	6.20

EXPENDITURE REPORT

October, 2023

Account Number	Account Description	Revised Budget	Expended During Month	Expenditures to Date	% of Budget
01 1100 223 000 1141 001	Social Security - Subs - Music	\$50.00	\$0.00	\$0.00	0.00
01 1100 223 000 1141 002	Social Security - Subs - Music	\$150.00	\$0.00	\$0.00	0.00
01 1100 223 000 1145 001	Social Security - Subs - PE	\$300.00	\$15.82	\$20.11	6.70
01 1100 223 000 1145 002	Social Security - Subs - PE	\$150.00	\$69.63	\$99.48	66.32
01 1100 223 000 1148 001	Social Security - Science - Sub	\$400.00	\$31.42	\$76.85	19.21
01 1100 223 000 1171 001	Social Security - Soc Studies - Sub	\$200.00	\$19.89	\$19.89	9.95
01 1100 223 000 1173 001	Social Security - Subs - Spanish	\$100.00	\$0.00	\$22.38	22.38
01 1100 223 000 1175 001	Social Security - Subs - Tech Ed	\$200.00	\$9.94	\$9.94	4.97
01 1100 223 000 1175 002	Social Security - Subs - Tech Ed	\$0.00	\$0.00	\$0.00	0.00
01 1100 223 000 1180 001	Social Security - Subs - T & I	\$150.00	\$39.79	\$52.23	34.82
01 1100 223 000 1197 001	Soc Sec - Sub - Ed Quest	\$0.00	\$0.00	\$0.00	0.00
01 1100 224 000 2190 001	Social Security - Act -Tech Staff	\$873.00	\$73.82	\$146.49	16.78
01 1100 230 000 1141 001	Retirement - Non-Instructional	\$300.00	\$23.69	\$23.69	7.90
01 1100 230 000 1198 002	Ret - Fam Lit Grant	\$0.00	\$0.00	\$0.00	0.00
01 1100 230 000 2190 001	Retirement Non Instr Activity	\$1,250.00	\$292.25	\$554.99	44.40
01 1100 230 019 2190 001	Social Security - Activity	\$0.00	\$0.00	\$0.00	0.00
01 1100 231 000 0000 001	Retirement - Teach/Prof Reg Instr	\$4,516.00	\$364.56	\$727.80	16.12
01 1100 231 000 0000 002	Retirement - Teach/Prof Reg Instr	\$54,984.00	\$4,576.86	\$9,174.31	16.69
01 1100 231 000 1103 001	Retirement - Teach/Prof Ag Ed	\$3,375.00	\$253.79	\$507.59	15.04
01 1100 231 000 1105 001	Retirement - Teach/Prof Art	\$3,926.00	\$327.14	\$654.28	16.67
01 1100 231 000 1105 002	Retirement - Teach/Prof Art	\$3,045.00	\$253.80	\$507.60	16.67
01 1100 231 000 1108 001	Retirement - Teach/Prof Band	\$3,220.00	\$243.47	\$485.62	15.08
01 1100 231 000 1108 002	Retirement - Teach/Prof Band	\$1,610.00	\$121.08	\$242.16	15.04
01 1100 231 000 1112 001	Retirement - Teach/Prof Business	\$3,661.00	\$306.44	\$612.39	16.73
01 1100 231 000 1114 001	Retirement - Teach/Prof English	\$25,579.00	\$2,196.28	\$4,392.55	17.17
01 1100 231 000 1118 001	Retirement - Teach/Prof FCS	\$4,932.00	\$413.60	\$824.56	16.72
01 1100 231 000 1135 002	Retirement - Teach/Prof HAL/Gifted	\$4,940.00	\$411.66	\$823.32	16.67
01 1100 231 000 1138 001	Retirement - Teach/Prof Math	\$12,214.00	\$1,105.66	\$2,211.32	18.10
01 1100 231 000 1141 001	Retirement - Teach/Prof Music	\$2,214.00	\$184.53	\$369.05	16.67
01 1100 231 000 1141 002	Retirement - Teach/Prof Music	\$5,812.00	\$484.30	\$968.61	16.67
01 1100 231 000 1145 001	Retirement - Teach/Prof PE	\$10,617.00	\$944.24	\$1,888.47	17.79
01 1100 231 000 1145 002	Retirement - Teach/Prof PE	\$5,057.00	\$421.44	\$842.88	16.67
01 1100 231 000 1148 001	Retirement - Teach/Prof Science	\$23,065.00	\$1,927.34	\$3,852.05	16.70
01 1100 231 000 1171 001	Retirement - Teach/Prof Social Studies	\$11,525.00	\$971.05	\$1,939.31	16.83
01 1100 231 000 1173 001	Retirement - Teach/Prof Spanish	\$4,359.00	\$363.23	\$726.46	16.67
01 1100 231 000 1175 001	Retirement - Teach/Prof Tech Ed	\$3,045.00	\$253.80	\$507.59	16.67

Account Number	Account Description	Revised Budget	Expended During Month	Expenditures to Date	% of Budget
01 1100 231 000 1175 002	Retirement - Teach/Prof Tech Ed	\$872.00	\$72.65	\$145.30	16.66
01 1100 231 000 1180 001	Retirement - Teach/Prof Trades/Ind	\$8,229.00	\$689.67	\$1,378.03	16.75
01 1100 231 000 1197 001	Ret - Teach/Prof - Ed Quest	\$0.00	\$2.64	\$2.64	0.00
01 1100 231 000 2190 000	Retirement - Teach/Prof - Act	\$224.00	\$18.63	\$37.26	16.63
01 1100 231 000 2190 001	Retirement - Teach/Prof - Act	\$13,941.00	\$1,448.31	\$2,666.38	19.13
01 1100 231 000 2190 002	Retirement - Teach/Prof - Act	\$768.00	\$64.01	\$128.02	16.67
01 1100 231 019 2190 001	Social Security - Activity	\$0.00	\$0.00	\$0.00	0.00
01 1100 232 000 0000 001	Retirement - Instructional Aides	\$25.00	\$0.00	\$0.00	0.00
01 1100 232 000 0000 002	Retirement - Instructional Aides	\$75.00	\$1.49	\$5.03	6.71
01 1100 232 000 1105 002	Ret - Instr Aides Art	\$25.00	\$0.00	\$0.00	0.00
01 1100 232 000 1145 002	Reg Emp - Ret - PE	\$25.00	\$0.00	\$0.00	0.00
01 1100 232 000 1171 001	Retirement - Instructional Aides	\$0.00	\$0.00	\$0.00	0.00
01 1100 232 000 1175 002	Ret - Instr Aides Tech Ed	\$0.00	\$0.00	\$0.00	0.00
01 1100 232 000 1198 002	Ret - Fam Lit Grant	\$0.00	\$0.00	\$0.00	0.00
01 1100 232 000 2190 001	Retirement - Instr Aides - Act	\$475.00	\$33.24	\$103.25	21.74
01 1100 232 000 2190 002	Social Security - Activity	\$0.00	\$0.00	\$0.00	0.00
01 1100 232 019 0000 001	Ret-Instr Aides-COVID19	\$0.00	\$0.00	\$0.00	0.00
01 1100 232 019 2190 001	Social Security - Activity	\$0.00	\$0.00	\$0.00	0.00
01 1100 233 000 0000 001	Ret - Sub	\$25.00	\$0.00	\$4.78	19.12
01 1100 233 000 0000 002	Ret - Sub	\$100.00	\$0.00	\$4.78	4.78
01 1100 233 000 1103 001	Ret - Sub	\$25.00	\$0.00	\$0.00	0.00
01 1100 233 000 1105 001	Ret - Sub	\$50.00	\$0.00	\$0.00	0.00
01 1100 233 000 1105 002	Ret - Sub	\$0.00	\$0.00	\$0.00	0.00
01 1100 233 000 1108 001	Ret - Sub	\$25.00	\$0.00	\$0.00	0.00
01 1100 233 000 1112 001	Retirement - Teach/Prof Business	\$0.00	\$0.00	\$0.00	0.00
01 1100 233 000 1114 001	Ret - Sub	\$0.00	\$0.00	\$0.00	0.00
01 1100 233 000 1138 001	Ret - Subs - Math	\$75.00	\$13.41	\$21.72	28.96
01 1100 233 000 1145 001	Ret	\$125.00	\$15.20	\$19.31	15.45
01 1100 233 000 1145 002	Ret	\$75.00	\$19.12	\$38.24	50.99
01 1100 233 000 1148 001	Ret - Sub	\$100.00	\$8.70	\$33.27	33.27
01 1100 233 000 1171 001	Ret - Sub	\$0.00	\$2.39	\$2.39	0.00
01 1100 233 000 1173 001	Ret - Subs - Spanish	\$0.00	\$0.00	\$0.00	0.00
01 1100 233 000 1175 001	Ret - Sub	\$0.00	\$0.00	\$0.00	0.00
01 1100 233 000 1175 002	Ret - Sub	\$0.00	\$0.00	\$0.00	0.00
01 1100 233 000 1180 001	Ret - Subs - Trades & Industry	\$100.00	\$9.56	\$11.95	11.95
01 1100 234 000 2190 001	Retirement - Tech Staff - Act	\$838.00	\$70.95	\$140.80	16.80

EXPENDITURE REPORT

October, 2023

Account Number	Account Description	Revised Budget	Expended During Month	Expenditures to Date	% of Budget
01 1100 237 000 0000 001	Increased Retirement - Reg Inst	\$1,551.00	\$125.19	\$251.57	16.22
01 1100 237 000 0000 002	Increased Retirement - Reg Inst	\$18,882.00	\$1,572.21	\$3,153.86	16.70
01 1100 237 000 1103 001	Increased Retirement - Ag Ed	\$1,159.00	\$87.16	\$174.32	15.04
01 1100 237 000 1105 001	Increased Retirement - Art	\$1,348.00	\$112.34	\$224.68	16.67
01 1100 237 000 1105 002	Increased Retirement - Art	\$1,046.00	\$87.15	\$174.30	16.66
01 1100 237 000 1108 001	Increased Retirement - Band	\$1,106.00	\$83.62	\$166.78	15.08
01 1100 237 000 1108 002	Increased Retirement - Band	\$553.00	\$41.58	\$83.16	15.04
01 1100 237 000 1112 001	Increased Retirement - Business	\$1,257.00	\$105.23	\$210.30	16.73
01 1100 237 000 1114 001	Increased Retirement - English	\$8,784.00	\$754.21	\$1,508.42	17.17
01 1100 237 000 1118 001	Increased Retirement - FCS	\$1,694.00	\$142.02	\$283.15	16.71
01 1100 237 000 1135 002	Increased Retirement - HAL/Gifted	\$1,696.00	\$141.37	\$282.74	16.67
01 1100 237 000 1138 001	Increased Retirement - Math	\$4,194.00	\$384.29	\$766.84	18.28
01 1100 237 000 1141 001	Increased Retirement - Music	\$760.00	\$71.50	\$134.87	17.75
01 1100 237 000 1141 002	Increased Retirement - Music	\$1,996.00	\$166.31	\$332.62	16.66
01 1100 237 000 1145 001	Increased Retirement - PE	\$3,646.00	\$329.47	\$655.15	17.97
01 1100 237 000 1145 002	Increased Retirement - PE	\$1,737.00	\$151.29	\$302.58	17.42
01 1100 237 000 1148 001	Increased Retirement - Science	\$7,921.00	\$664.82	\$1,334.19	16.84
01 1100 237 000 1171 001	Increased Retirement - Social Studies	\$3,958.00	\$334.28	\$666.78	16.85
01 1100 237 000 1173 001	Increased Retirement - Spanish	\$1,497.00	\$124.73	\$249.47	16.66
01 1100 237 000 1175 001	Increased Retirement - Tech Ed	\$1,046.00	\$87.16	\$174.32	16.67
01 1100 237 000 1175 002	Increased Retirement - Tech Ed	\$299.00	\$24.95	\$49.90	16.69
01 1100 237 000 1180 001	Increased Retirement - Trades/Ind	\$2,826.00	\$240.10	\$477.30	16.89
01 1100 237 000 1197 001	Inc Ret - Ed Quest	\$0.00	\$0.90	\$0.90	0.00
01 1100 237 000 1198 002	Inc Ret - Fam Lit Grant	\$0.00	\$0.00	\$0.00	0.00
01 1100 237 000 2190 000	Retirement - Teach/Prof - Act	\$77.00	\$6.40	\$12.79	16.61
01 1100 237 000 2190 001	Increased Retirement - Act	\$5,668.00	\$633.67	\$1,190.33	21.00
01 1100 237 000 2190 002	Increased Retirement - Act	\$264.00	\$22.00	\$44.00	16.67
01 1100 237 019 0000 001	Inc Ret-Reg Instr-COVID19	\$0.00	\$0.00	\$0.00	0.00
01 1100 237 019 2190 001	Social Security - Activity	\$0.00	\$0.00	\$0.00	0.00
01 1100 280 000 1141 001	Health Benefits (HSA) Non-Instruc	\$0.00	\$0.00	\$0.00	0.00
01 1100 281 000 0000 001	Reg Instr - HSA Deduction	\$737.00	\$65.85	\$131.70	17.87
01 1100 281 000 0000 002	Reg Instr - HSA Deduction	\$590.00	\$146.08	\$292.16	49.52
01 1100 281 000 1103 001	Ag - HSA Deduction	\$0.00	\$0.00	\$0.00	0.00
01 1100 281 000 1105 002	Art - HSA Deduction	\$0.00	\$0.00	\$0.00	0.00
01 1100 281 000 1108 001	Band - HSA Deduction	\$1,474.00	\$131.68	\$263.36	17.87
01 1100 281 000 1108 002	Band - HSA Deduction	\$737.00	\$65.85	\$131.70	17.87

Account Number	Account Description	Revised Budget	Expended During Month	Expenditures to Date	% of Budget
01 1100 281 000 1112 001	Business HSA Deduction-S	\$0.00	\$0.00	\$0.00	0.00
01 1100 281 000 1114 001	English - HSA Deduction	\$4,789.00	\$460.92	\$921.84	19.25
01 1100 281 000 1138 001	Math - HSA Deduction	\$1,843.00	\$197.53	\$395.06	21.44
01 1100 281 000 1145 001	PE - HSA Deduction	\$0.00	\$0.00	\$0.00	0.00
01 1100 281 000 1145 002	PE - HSA Deduction	\$1,046.00	\$93.40	\$186.80	17.86
01 1100 281 000 1148 001	Science - HSA Deduction	\$5,897.00	\$526.76	\$1,053.52	17.87
01 1100 281 000 1171 001	Soc Studies - HSA Deduction	\$0.00	\$172.81	\$345.62	0.00
01 1100 281 000 1175 001	Tech Ed - HSA Deduction	\$0.00	\$93.40	\$186.80	0.00
01 1100 281 000 1175 002	Tech Ed - HSA Deduction	\$0.00	\$0.00	\$0.00	0.00
01 1100 281 000 1180 001	Trades/Industry - HSA Deduction	\$2,948.00	\$263.38	\$526.76	17.87
01 1100 282 000 0000 001	Health Benefits (HSA) - Inst Aides	\$0.00	\$0.00	\$0.00	0.00
01 1100 282 000 0000 002	Health Benefits (HSA) - Inst Aides	\$0.00	\$0.00	\$0.00	0.00
01 1100 290 000 1141 001	Other Benefits - Music	\$0.00	\$0.00	\$0.00	0.00
01 1100 291 000 0000 001	Other Benefitis - Teach/Prof	\$0.00	\$0.00	\$0.00	0.00
01 1100 291 000 1108 001	Other Benefitis - Teach/Prof - Band	\$75.00	\$0.00	\$0.00	0.00
01 1100 291 000 1108 002	Other Benefitis - Teach/Prof - Band	\$75.00	\$0.00	\$0.00	0.00
01 1100 320 000 0000 000	Professional Educational Services	\$3,500.00	\$0.00	\$0.00	0.00
01 1100 330 000 1105 001	Employee Training & Development Services	\$100.00	\$0.00	\$0.00	0.00
01 1100 330 000 1105 002	Employee Training & Development Services	\$2,000.00	\$0.00	\$0.00	0.00
01 1100 330 000 1108 001	Employee Training & Develop Serv	\$500.00	\$0.00	\$0.00	0.00
01 1100 330 000 1112 000	Employee Training & Dev Services Business	\$0.00	\$0.00	\$0.00	0.00
01 1100 330 000 1112 001	Employee Trng - Business	\$2,000.00	\$0.00	\$0.00	0.00
01 1100 330 000 1141 001	Empl Trng/Develop Services Music	\$500.00	\$0.00	\$0.00	0.00
01 1100 330 000 1145 002	Employee Training - PE	\$100.00	\$0.00	\$0.00	165.00
01 1100 330 000 1195 002	Employee Training - St Marys	\$0.00	\$0.00	\$0.00	0.00
01 1100 350 000 0000 001	Technical Services	\$0.00	\$0.00	\$0.00	0.00
01 1100 350 000 0000 002	Technical Services	\$0.00	\$0.00	\$0.00	0.00
01 1100 350 000 1118 001	Technical Services - FCS	\$100.00	\$0.00	\$0.00	0.00
01 1100 352 000 0000 000	Other Professional Services	\$0.00	\$0.00	\$0.00	0.00
01 1100 352 000 0000 002	Other Prof Services	\$0.00	\$0.00	\$0.00	0.00
01 1100 352 000 1141 002	Other Prof Services - Music	\$0.00	\$0.00	\$0.00	0.00
01 1100 352 000 2190 001	Other Professional Services Activity	\$0.00	\$0.00	\$0.00	0.00
01 1100 352 000 2190 002	Other Professional Services Activity	\$0.00	\$0.00	\$0.00	0.00
01 1100 440 000 0000 000	Rentals	\$500.00	\$0.00	\$0.00	0.00
01 1100 440 000 1180 001	Rentals - T & I	\$0.00	\$0.00	\$0.00	0.00
01 1100 440 000 2190 001	Rentals	\$500.00	\$0.00	\$0.00	0.00

EXPENDITURE REPORT

October, 2023

Account Number	Account Description	Revised Budget	Expended During Month	Expenditures to Date	% of Budget
01 1100 580 000 0000 000	Travel Trans, Meals, Hotel	\$0.00	\$0.00	\$0.00	0.00
01 1100 580 000 1103 001	Travel Trans, Meals, Hotel Ag Ed	\$0.00	\$0.00	\$0.00	0.00
01 1100 580 000 1108 001	Travel Trans, Meals, Hotel Band	\$500.00	\$0.00	\$0.00	0.00
01 1100 580 000 1112 001	Travel Trans, Meals, Hotel Business	\$500.00	\$0.00	\$0.00	0.00
01 1100 580 000 1118 001	Travel Trans, Meals, Hotel FCS	\$0.00	\$0.00	\$0.00	0.00
01 1100 580 000 1141 001	Travel Trans, Meals, Hotel Music	\$1,500.00	\$0.00	\$0.00	0.00
01 1100 580 000 1145 002	Travel Trans, Meals, Hotel PE	\$300.00	\$0.00	\$0.00	74.67
01 1100 580 000 2190 001	Travel Trans, Meals, Hotel Activity	\$250.00	\$0.00	\$0.00	0.00
01 1100 580 000 2190 002	Travel: Expenditures-Trans, Meals, Hotel	\$500.00	\$0.00	\$0.00	0.00
01 1100 610 000 0000 000	General Supplies	\$15,000.00	\$37.99	\$136.51	1.07
01 1100 610 000 0000 001	General Supplies	\$20,000.00	\$1,128.97	\$2,548.56	14.07
01 1100 610 000 0000 002	General Supplies	\$30,000.00	\$1,939.89	\$4,080.88	15.23
01 1100 610 000 1103 001	Supplies Ag Education	\$1,500.00	\$0.00	\$50.69	3.38
01 1100 610 000 1105 001	Supplies Art	\$2,500.00	\$0.00	\$790.00	31.60
01 1100 610 000 1105 002	Supplies Art	\$2,500.00	\$0.00	\$217.00	13.75
01 1100 610 000 1108 001	Supplies Band	\$1,250.00	\$316.90	\$516.90	41.35
01 1100 610 000 1108 002	Supplies Band	\$500.00	\$0.00	\$0.00	0.00
01 1100 610 000 1112 001	Supplies Business	\$300.00	\$0.00	\$0.00	0.00
01 1100 610 000 1114 001	Supplies English	\$1,250.00	\$0.00	\$0.00	0.00
01 1100 610 000 1118 001	Supplies FCS	\$5,000.00	\$145.18	\$243.87	4.88
01 1100 610 000 1135 001	Supplies HAL/Gifted	\$750.00	\$0.00	\$0.00	0.00
01 1100 610 000 1135 002	Supplies HAL/Gifted	\$300.00	\$0.00	\$0.00	0.00
01 1100 610 000 1138 001	Supplies Math	\$750.00	\$385.84	\$385.84	51.45
01 1100 610 000 1138 002	Supplies Math	\$750.00	\$0.00	\$0.00	0.00
01 1100 610 000 1141 001	Supplies Music	\$1,500.00	\$208.70	\$208.70	33.18
01 1100 610 000 1141 002	Supplies Music	\$1,500.00	\$74.80	\$74.80	4.99
01 1100 610 000 1145 001	Supplies PE	\$2,250.00	\$0.00	\$0.00	0.00
01 1100 610 000 1145 002	Supplies PE	\$2,000.00	\$0.00	\$0.00	0.00
01 1100 610 000 1148 001	Supplies Science	\$7,500.00	\$30.87	\$1,296.63	20.16
01 1100 610 000 1148 002	Supplies Science	\$500.00	\$0.00	\$0.00	0.00
01 1100 610 000 1171 001	Supplies Social Studies	\$100.00	\$0.00	\$0.00	0.00
01 1100 610 000 1173 001	Supplies Spanish	\$250.00	\$0.00	\$0.00	0.00
01 1100 610 000 1175 001	Supplies Technology Education	\$0.00	\$0.00	\$0.00	0.00
01 1100 610 000 1180 001	Supplies Trades & Industry	\$10,000.00	\$1,396.01	\$2,470.17	24.70
01 1100 610 000 1185 002	Supplies Circle of Friends	\$0.00	\$0.00	\$0.00	0.00
01 1100 610 000 2190 001	Supplies Activity	\$2,500.00	\$0.00	\$0.00	0.00

EXPENDITURE REPORT

October, 2023

Account Number	Account Description	Revised Budget	Expended During Month	Expenditures to Date	% of Budget
01 1100 610 019 0000 000	General Supplies COVID 19	\$0.00	\$0.00	\$0.00	0.00
01 1100 640 000 0000 002	Books & Periodicals	\$1,500.00	\$168.16	\$168.16	11.21
01 1100 640 000 1112 001	Books & Periodicals Business	\$0.00	\$0.00	\$0.00	0.00
01 1100 640 000 1114 001	Books & Periodicals English	\$2,000.00	\$0.00	\$119.90	6.00
01 1100 640 000 1138 001	Books & Periodicals Math	\$250.00	\$5.00	\$5.00	2.00
01 1100 640 000 1141 002	Books & Periodicals Music	\$250.00	\$0.00	\$0.00	0.00
01 1100 640 000 1145 001	Books & Periodicals PE	\$1,500.00	\$0.00	\$0.00	0.00
01 1100 640 000 1148 001	Books & Periodicals Science	\$500.00	\$0.00	\$0.00	0.00
01 1100 640 000 1148 002	Books & Periodicals Science	\$500.00	\$0.00	\$0.00	0.00
01 1100 640 000 1171 001	Books & Periodicals Social Studies	\$500.00	\$0.00	\$0.00	0.00
01 1100 640 000 1171 002	Books & Periodicals Social Studies	\$0.00	\$0.00	\$0.00	0.00
01 1100 640 000 1173 001	Books & Periodicals Spanish	\$0.00	\$0.00	\$0.00	0.00
01 1100 640 000 1175 001	Books & Periodicals Technology Ed	\$250.00	\$0.00	\$0.00	0.00
01 1100 640 000 1180 001	Books & Periodicals Trades & Industry	\$250.00	\$0.00	\$0.00	0.00
01 1100 640 000 3155 001	Books & Periodicals Textbook Loan	\$5,000.00	\$0.00	\$0.00	0.00
01 1100 640 000 3155 002	Books & Periodicals Textbook Loan	\$10,000.00	\$0.00	\$0.00	0.00
01 1100 643 000 0000 000	Web/Cloud Based Software	\$25,000.00	\$1,943.93	\$1,993.88	7.98
01 1100 643 000 0000 001	Web/Cloud Based Software	\$3,000.00	\$2,500.00	\$2,571.09	240.54
01 1100 643 000 0000 002	Web/Cloud Based Software	\$10,000.00	\$0.00	\$0.00	110.26
01 1100 643 000 1112 001	Web/Cloud Based Software Business	\$1,000.00	\$0.00	\$451.50	45.15
01 1100 643 000 1114 000	Web/Cloud Based Software English	\$3,000.00	\$0.00	\$0.00	231.09
01 1100 643 000 1114 001	Web/Cloud Based Software English	\$2,000.00	\$0.00	\$0.00	49.23
01 1100 643 000 1138 000	Web/Cloud Based Software Math	\$2,000.00	\$0.00	\$0.00	346.64
01 1100 643 000 1138 001	Web/Cloud Based Software Math	\$500.00	\$128.52	\$867.10	173.42
01 1100 643 000 1141 002	Web/Cloud Based Software Music	\$150.00	\$174.95	\$174.95	116.63
01 1100 643 000 1148 001	Web/Cloud Based Software Science	\$250.00	\$0.00	\$0.00	0.00
01 1100 643 000 1148 002	Web/Cloud Based Software Science	\$250.00	\$0.00	\$0.00	0.00
01 1100 643 000 1171 001	Web/Cloud Based Software Soc Stud	\$250.00	\$0.00	\$0.00	0.00
01 1100 643 000 1171 002	Web/Cloud Based Software Soc Stud	\$1,000.00	\$0.00	\$0.00	0.00
01 1100 643 000 1173 001	Web/Cloud Based Software Spanish	\$500.00	\$0.00	\$0.00	105.00
01 1100 643 000 1175 001	Web/Cloud Based Software Tech Ed	\$250.00	\$0.00	\$0.00	0.00
01 1100 643 000 1180 001	Web/Cloud Based Software Trade/Ind	\$500.00	\$0.00	\$0.00	0.00
01 1100 650 000 0000 000	Supplies - Technology Related	\$1,000.00	\$0.00	\$0.00	3,076.00
01 1100 650 000 0000 001	Supplies - Technology Related	\$5,000.00	(\$15.00)	\$184.34	205.67
01 1100 650 000 0000 002	Supplies - Technology Related	\$20,000.00	\$263.88	\$263.88	538.91
01 1100 650 000 1105 002	Supplies - Technology Related	\$250.00	\$0.00	\$0.00	0.00

EXPENDITURE REPORT

October, 2023

Account Number	Account Description	Revised Budget	Expended During Month	Expenditures to Date	% of Budget
01 1100 650 000 1108 001	Supplies - Technology Related Band	\$250.00	\$0.00	\$0.00	0.00
01 1100 650 000 1112 001	Supplies - Tech Related Business	\$250.00	\$0.00	\$0.00	0.00
01 1100 650 000 1141 002	Supplies - Technology Related Music	\$250.00	\$0.00	\$0.00	0.00
01 1100 650 000 1145 002	Supplies - Technology Related PE	\$250.00	\$0.00	\$0.00	0.00
01 1100 650 000 1148 001	Supplies - Tech Related Science	\$250.00	\$0.00	\$0.00	0.00
01 1100 650 000 1175 001	Supplies Technology Related Tech Ed	\$250.00	\$0.00	\$0.00	0.00
01 1100 650 000 1175 002	Supplies Technology Related Tech Ed	\$250.00	\$0.00	\$0.00	0.00
01 1100 650 000 1180 001	Supplies Tech Related Trades/Ind	\$4,000.00	\$0.00	\$0.00	0.00
01 1100 650 000 1740 001	Supplies - Technology Related	\$0.00	\$0.00	\$0.00	0.00
01 1100 810 000 0000 002	Employee Training & Development Services	\$250.00	\$0.00	\$0.00	0.00
01 1100 810 000 1103 001	Dues & Fees Ag Education	\$250.00	\$0.00	\$0.00	0.00
01 1100 810 000 1105 001	Dues and Fees - Art	\$250.00	\$0.00	\$0.00	0.00
01 1100 810 000 1108 001	Dues and Fees Band	\$750.00	\$100.00	\$237.00	31.60
01 1100 810 000 1108 002	Dues and Fees Band	\$750.00	\$0.00	\$0.00	0.00
01 1100 810 000 1135 001	Dues and Fees HAL/Gifted	\$200.00	\$0.00	\$0.00	0.00
01 1100 810 000 1135 002	Dues and Fees HAL/Gifted	\$200.00	\$0.00	\$187.50	93.75
01 1100 810 000 1141 001	Dues & Fees Music	\$750.00	\$100.00	\$100.00	13.33
01 1100 810 000 1141 002	Dues & Fees Music	\$750.00	\$0.00	\$0.00	14.00
01 1100 810 000 1148 001	Due & Fees - Science	\$100.00	\$0.00	\$0.00	0.00
01 1100 810 000 1148 002	Due & Fees - Science	\$100.00	\$0.00	\$0.00	0.00
01 1100 810 000 2190 001	Dues and Fees Activity	\$250.00	\$0.00	\$0.00	0.00
01 1100 810 000 2190 002	Dues and Fees Activity	\$750.00	\$325.00	\$257.00	34.27
1100	Regular Instruction	\$4,680,756.00	\$390,859.50	\$768,349.98	20.32
01 1150 110 000 0000 001	Reg Emp - Non-Instr - LEP	\$0.00	\$0.00	\$0.00	0.00
01 1150 110 000 0000 002	Reg Emp - Non-Instr - LEP	\$0.00	\$0.00	\$0.00	0.00
01 1150 111 000 0000 001	Reg Emp - Teach/Prof - LEP	\$47,738.00	\$3,978.13	\$7,956.26	16.67
01 1150 111 000 0000 002	Reg Emp - Teach/Prof - LEP	\$107,768.00	\$8,980.68	\$17,961.36	16.67
01 1150 111 000 6915 001	Reg Emp - Teach/Prof -Title I, Part C Migrant	\$5,187.00	\$0.00	\$0.00	0.00
01 1150 112 000 0000 001	Reg Emp - Instr Aides - LEP	\$16,273.00	\$2,281.15	\$4,308.12	26.47
01 1150 112 000 0000 002	Reg Emp - Instr Aides - LEP	\$12,713.00	\$1,352.67	\$2,870.21	22.58
01 1150 112 000 6925 001	Reg Emp Instructional Aides -Title III, Part A	\$5,975.00	\$559.19	\$1,138.46	19.05
01 1150 112 019 0000 001	Reg Emp-Instr Aides-LEP-COVID19	\$0.00	\$0.00	\$0.00	0.00
01 1150 112 019 0000 002	Reg Emp-Instr Aides-LEP-COVID19	\$0.00	\$0.00	\$0.00	0.00
01 1150 122 000 0000 001	Temp Emp - Instr Aide - LEP	\$500.00	\$130.00	\$130.00	26.00
01 1150 122 000 0000 002	Temp Emp - Instr Aide - LEP	\$750.00	\$0.00	\$48.75	6.50
01 1150 123 000 0000 001	Temp Emp - Teach/Prof - Sub - LEP	\$1,000.00	\$268.12	\$268.12	26.81

EXPENDITURE REPORT

October, 2023

Account Number	Account Description	Revised Budget	Expended During Month	Expenditures to Date	% of Budget
01 1150 123 000 0000 002	Temp Emp - Teach/Prof - Sub - LEP	\$3,000.00	\$273.00	\$315.25	10.51
01 1150 132 000 0000 001	Instr Aides LEP - OT	\$0.00	\$0.00	\$0.00	0.00
01 1150 132 000 0000 002	Instr Aides LEP - OT	\$500.00	\$116.23	\$116.23	23.25
01 1150 132 000 6925 001	Reg Emp Instructional Aides -Title III, Part A	\$0.00	\$0.00	\$0.00	0.00
01 1150 150 000 0000 001	Translator Salaries	\$500.00	\$0.00	\$0.00	0.00
01 1150 150 000 0000 002	Translator Salaries	\$1,000.00	\$0.00	\$0.00	0.00
01 1150 150 000 1190 002	Translator Salaries Early Child LEP	\$0.00	\$0.00	\$0.00	0.00
01 1150 150 019 0000 002	Add'l Comp NonInstr-COVID19	\$0.00	\$0.00	\$0.00	0.00
01 1150 151 000 0000 001	Teach/Prof - Add'l Comp - LEP	\$50.00	\$18.00	\$36.00	72.00
01 1150 151 000 0000 002	Teach/Prof - Add'l Comp - LEP	\$0.00	\$0.00	\$0.00	0.00
01 1150 151 000 6925 001	Teach/Prof - Add'l Comp - Title III, Pt A	\$0.00	\$0.00	\$0.00	0.00
01 1150 151 000 6925 002	Teach/Prof - Add'l Comp - Title III, Pt A	\$0.00	\$0.00	\$0.00	0.00
01 1150 152 000 0000 002	Reg Emp - Non-Instr - Principal Office	\$100.00	\$0.00	\$0.00	0.00
01 1150 211 000 0000 001	Group Ins - Teach/Prof LEP	\$18,955.00	\$1,579.55	\$3,159.10	16.67
01 1150 211 000 0000 002	Group Ins - Teach/Prof LEP	\$34,117.00	\$2,843.08	\$5,686.16	16.67
01 1150 211 000 6915 001	Group Insurance -Title I, Part C Migrant	\$1,455.00	\$0.00	\$0.00	0.00
01 1150 212 000 0000 001	Group Insurance - Instructional Aides	\$6,180.00	\$640.44	\$1,256.04	20.32
01 1150 212 000 0000 002	Group Insurance - Instructional Aides	\$4,828.00	\$330.70	\$757.80	15.70
01 1150 212 000 6925 001	Group Insurance -Title III, Part A	\$2,269.00	\$164.26	\$353.36	15.57
01 1150 212 019 0000 001	Group Ins-Instr Aides-COVID19	\$0.00	\$0.00	\$0.00	0.00
01 1150 212 019 0000 002	Group Ins-Instr Aides-COVID19	\$0.00	\$0.00	\$0.00	0.00
01 1150 220 000 0000 001	Social Security - Non Instructional	\$100.00	\$0.00	\$0.00	0.00
01 1150 220 000 0000 002	Social Security - Non Instructional	\$100.00	\$0.00	\$0.00	0.00
01 1150 220 019 0000 002	Soc Sec-NonInstr-COVID19	\$0.00	\$0.00	\$0.00	0.00
01 1150 221 000 0000 001	Social Security - LEP	\$3,615.00	\$302.62	\$605.25	16.74
01 1150 221 000 0000 002	Social Security - LEP	\$8,131.00	\$676.18	\$1,352.36	16.63
01 1150 221 000 6915 001	Soc Sec -Title I, Part C Migrant	\$346.00	\$0.00	\$0.00	0.00
01 1150 221 000 6925 001	Social Security - Title III, Pt A	\$0.00	\$0.00	\$0.00	0.00
01 1150 221 000 6925 002	Social Security - Title III, Pt A	\$0.00	\$0.00	\$0.00	0.00
01 1150 222 000 0000 001	Social Security - Instructional Aides	\$1,245.00	\$183.38	\$337.31	27.09
01 1150 222 000 0000 002	Social Security - Instructional Aides	\$973.00	\$107.55	\$220.32	22.64
01 1150 222 000 6925 001	Soc Sec -Title III, Part A	\$457.00	\$42.50	\$86.47	18.92
01 1150 222 019 0000 001	Soc Sec-Instr Aides-COVID19	\$0.00	\$0.00	\$0.00	0.00
01 1150 222 019 0000 002	Soc Sec-Instr Aides-COVID19	\$0.00	\$0.00	\$0.00	0.00
01 1150 223 000 0000 001	Social Security - LEP - Subs	\$100.00	\$20.51	\$20.51	20.51
01 1150 223 000 0000 002	Social Security - LEP - Subs	\$250.00	\$20.90	\$24.13	9.65

Account Number	Account Description	Revised Budget	Expended During Month	Expenditures to Date	% of Budget
01 1150 230 000 0000 001	Retirement - Non-Instructional	\$50.00	\$0.00	\$0.00	0.00
01 1150 230 000 0000 002	Retirement - Non-Instructional	\$50.00	\$0.00	\$0.00	0.00
01 1150 230 019 0000 002	Ret-NonInstr-COVID19	\$0.00	\$0.00	\$0.00	0.00
01 1150 231 000 0000 001	Retirement - Teach/Prof LEP	\$3,510.00	\$293.82	\$587.65	16.74
01 1150 231 000 0000 002	Retirement - Teach/Prof LEP	\$7,924.00	\$660.34	\$1,320.68	16.67
01 1150 231 000 6915 001	Retirement -Title I, Part C Migrant	\$381.00	\$0.00	\$0.00	0.00
01 1150 231 000 6925 001	Ret - Title III, Pt A	\$0.00	\$0.00	\$0.00	0.00
01 1150 231 000 6925 002	Retirement - Title III, Pt A	\$0.00	\$0.00	\$0.00	0.00
01 1150 232 000 0000 001	Retirement - Instructional Aides	\$1,197.00	\$177.29	\$326.32	27.26
01 1150 232 000 0000 002	Retirement - Instructional Aides	\$935.00	\$108.00	\$219.57	23.48
01 1150 232 000 6925 001	Ret -Title III, Part A	\$439.00	\$41.12	\$83.72	19.07
01 1150 232 019 0000 001	Ret-Instr Aides-COVID19	\$0.00	\$0.00	\$0.00	0.00
01 1150 232 019 0000 002	Ret-Instr Aides-COVID19	\$0.00	\$0.00	\$0.00	0.00
01 1150 233 000 0000 002	Retirement - Sub - LEP	\$0.00	\$0.00	\$0.00	0.00
01 1150 237 000 0000 001	Increased Retirement - LEP	\$1,616.00	\$161.78	\$313.85	19.42
01 1150 237 000 0000 002	Increased Retirement - LEP	\$3,042.00	\$263.84	\$528.92	17.39
01 1150 237 000 6915 001	Inc Retirement -Title I, Part C Migrant	\$131.00	\$0.00	\$0.00	0.00
01 1150 237 000 6925 001	Inc Ret -Title III, Part A	\$151.00	\$14.12	\$28.75	19.04
01 1150 237 000 6925 002	Increased Retirement - Title III, Pt A	\$0.00	\$0.00	\$0.00	0.00
01 1150 237 019 0000 001	Inc Ret-LEP-COVID19	\$0.00	\$0.00	\$0.00	0.00
01 1150 237 019 0000 002	Inc Ret-NonInstr-COVID19	\$0.00	\$0.00	\$0.00	0.00
01 1150 281 000 0000 001	ELL - HSA Deduction	\$200.00	\$0.00	\$0.00	0.00
01 1150 281 000 0000 002	HSA - LEP	\$2,359.00	\$210.70	\$421.40	17.86
01 1150 281 000 6915 001	Health Benefits -Title I, Part C Migrant	\$194.00	\$0.00	\$0.00	0.00
01 1150 292 000 0000 002	Other Benefits	\$0.00	\$0.00	\$0.00	0.00
01 1150 292 000 1190 002	Other Benefits	\$0.00	\$0.00	\$0.00	0.00
01 1150 350 000 0000 002	Technical Services - ELL	\$750.00	\$0.00	\$0.00	0.00
01 1150 610 000 0000 001	Supplies ELL	\$500.00	\$0.00	\$0.00	15.00
01 1150 610 000 0000 002	Supplies ELL	\$500.00	\$528.00	\$1,056.00	211.20
01 1150 640 000 0000 001	Books & Periodicals Limited English	\$250.00	\$0.00	\$0.00	0.00
01 1150 640 000 0000 002	Books & Periodicals Limited English	\$1,000.00	\$0.00	\$0.00	0.00
01 1150 643 000 0000 001	Web/Cloud Based Software ELL	\$150.00	\$0.00	\$0.00	0.00
01 1150 643 000 0000 002	Web/Cloud Based Software ELL	\$500.00	\$0.00	\$0.00	0.00
01 1150 650 000 0000 001	Technology Supplies - ELL	\$0.00	\$0.00	\$0.00	0.00
01 1150 650 000 0000 002	Technology Supplies - ELL	\$0.00	\$0.00	\$0.00	0.00
01 1150 810 000 0000 001	Dues and Fees ELL	\$100.00	\$0.00	\$0.00	0.00
1150	Limited English Proficiency Programs	\$312,104.00	\$27,327.85	\$53,894.43	17.29

EXPENDITURE REPORT

October, 2023

Account Number	Account Description	Revised Budget	Expended During Month	Expenditures to Date	% of Budget
01 1160 110 000 1744 002	Reg Emp - Instr Aides - Poverty - DE	\$0.00	\$0.00	\$0.00	0.00
01 1160 110 019 1744 002	Reg Emp-NonInstr-CCLC-COVID19	\$0.00	\$0.00	\$0.00	0.00
01 1160 110 045 1744 002	Reg Emp-NonInstr-CCLC-SF	\$0.00	\$0.00	\$0.00	0.00
01 1160 111 000 0000 001	Reg Emp - Teach/Prof - Poverty	\$41,656.00	\$3,293.34	\$6,586.68	15.81
01 1160 111 000 0000 002	Reg Emp - Teach/Prof - Poverty	\$634,609.00	\$52,332.36	\$104,664.72	16.49
01 1160 111 000 1114 001	Reg Emp - Teach/Prof - Poverty	\$15,912.00	\$1,326.04	\$2,652.08	16.67
01 1160 111 000 1138 001	Reg Emp - Teach/Prof - Poverty - Math	\$45,552.00	\$2,886.11	\$5,772.22	12.67
01 1160 112 000 0000 001	Reg Emp - Instr Aides - Poverty	\$0.00	\$0.00	\$0.00	0.00
01 1160 112 000 0000 002	Reg Emp - Instr Aides - Poverty	\$92,056.00	\$10,016.50	\$19,040.28	20.68
01 1160 112 000 1744 002	Reg Emp - Instr Aides - Poverty - DE	\$0.00	\$0.00	\$0.00	0.00
01 1160 112 019 0000 002	Reg Emp-Instr Aides-Poverty-COVID19	\$0.00	\$0.00	\$0.00	0.00
01 1160 120 000 0000 000	Temp Emp - Non-Instr - Poverty	\$5,000.00	\$700.00	\$1,400.00	28.00
01 1160 122 000 0000 001	Temp Emp - Instr Aide - Poverty	\$250.00	\$0.00	\$0.00	0.00
01 1160 122 000 0000 002	Temp Emp - Instr Aide - Poverty	\$5,000.00	\$502.53	\$623.36	12.47
01 1160 123 000 0000 001	Temp Emp - Teach/Prof-Sub-Poverty	\$0.00	\$0.00	\$0.00	0.00
01 1160 123 000 0000 002	Temp Emp - Teach/Prof-Sub-Poverty	\$20,000.00	\$1,105.00	\$1,820.00	9.10
01 1160 123 000 1114 001	Temp Emp - Teach/Prof-Sub-Poverty	\$300.00	\$89.38	\$89.38	29.79
01 1160 123 000 1138 001	Temp Emp - Teach/Prof-Sub Pov Math	\$3,000.00	\$80.28	\$130.98	4.37
01 1160 130 000 1744 002	Reg Emp - Instr Aides - Poverty - DE	\$0.00	\$0.00	\$0.00	0.00
01 1160 130 045 1744 002	OT-NonInstr-CCLC-SF	\$0.00	\$0.00	\$0.00	0.00
01 1160 132 000 0000 001	Poverty Instructional Aides - OT	\$0.00	\$0.00	\$0.00	0.00
01 1160 132 000 0000 002	Poverty Instructional Aides - OT	\$1,500.00	\$84.30	\$90.08	6.01
01 1160 150 000 0000 002	Teach/Prof - Add'l Comp - Poverty	\$0.00	\$0.00	\$0.00	0.00
01 1160 150 000 1744 002	Reg Emp - Instr Aides - Poverty - DE	\$0.00	\$0.00	\$0.00	0.00
01 1160 151 000 0000 001	Teach/Prof - Add'l Comp - Poverty	\$2,500.00	\$0.00	\$0.00	0.00
01 1160 151 000 0000 002	Teach/Prof - Add'l Comp - Poverty	\$4,500.00	\$0.00	\$0.00	0.00
01 1160 151 000 1138 001	Teach/Prof-Add'l Comp-Poverty-Math	\$0.00	\$0.00	\$0.00	0.00
01 1160 152 000 0000 001	Add'l Comp Instr Aides Poverty	\$0.00	\$0.00	\$0.00	0.00
01 1160 152 000 0000 002	Add'l Comp Instr Aides Poverty	\$1,500.00	\$28.44	\$28.44	1.90
01 1160 211 000 0000 001	Group Ins-Teach/Prof-Poverty	\$11,056.00	\$921.34	\$1,842.68	16.67
01 1160 211 000 0000 002	Group Ins-Teach/Prof-Poverty	\$203,614.00	\$16,967.86	\$33,935.72	16.67
01 1160 211 000 1114 001	Group Ins - Teach/Prof Poverty English	\$6,318.00	\$526.51	\$1,053.02	16.67
01 1160 211 000 1138 001	Group Ins - Teach/Prof Poverty Math	\$13,020.00	\$809.08	\$1,618.16	12.43
01 1160 212 000 0000 001	Group Insurance - Instructional Aides	\$0.00	\$0.00	\$0.00	0.00
01 1160 212 000 0000 002	Group Insurance - Instructional Aides	\$30,310.00	\$2,352.96	\$4,803.40	15.85
01 1160 212 019 0000 002	Group Ins-Instr Aides-COVID19	\$0.00	\$0.00	\$0.00	0.00

Account Number	Account Description	Revised Budget	Expended During Month	Expenditures to Date	% of Budget
01 1160 220 000 0000 000	Social Security - Non-Instructional	\$500.00	\$53.55	\$107.10	21.42
01 1160 220 000 1744 002	Reg Emp - Instr Aides - Poverty - DE	\$0.00	\$0.00	\$0.00	0.00
01 1160 220 019 1744 002	Soc Sec-NonInstr-CCLC-COVID19	\$0.00	\$0.00	\$0.00	0.00
01 1160 220 045 1744 002	Soc Sec-NonInstr-CCLC-SF	\$0.00	\$0.00	\$0.00	0.00
01 1160 221 000 0000 001	Social Security - Poverty	\$3,107.00	\$244.42	\$488.84	15.73
01 1160 221 000 0000 002	Social Security - Poverty	\$47,390.00	\$3,888.04	\$7,773.61	16.40
01 1160 221 000 1114 001	Social Security - Poverty	\$1,205.00	\$100.42	\$200.85	16.67
01 1160 221 000 1138 001	Social Security - Poverty - Math	\$3,207.00	\$204.03	\$408.07	12.72
01 1160 222 000 0000 001	Social Security - Instructional Aides	\$250.00	\$0.00	\$0.00	0.00
01 1160 222 000 0000 002	Social Security - Instructional Aides	\$5,683.00	\$652.35	\$1,197.29	21.07
01 1160 222 000 1744 002	Social Security - Instructional Aides	\$0.00	\$0.00	\$0.00	0.00
01 1160 222 019 0000 002	Soc Sec-Instr Aides-COVID19	\$0.00	\$0.00	\$0.00	0.00
01 1160 223 000 0000 001	Social Security - Poverty - Sub	\$0.00	\$0.00	\$0.00	0.00
01 1160 223 000 0000 002	Social Security - Poverty - Sub	\$2,000.00	\$84.54	\$139.23	6.96
01 1160 223 000 1114 001	Social Security - Poverty - Sub	\$0.00	\$6.84	\$6.84	0.00
01 1160 223 000 1138 001	Social Security - Subs - Poverty - Math	\$250.00	\$6.16	\$10.06	4.02
01 1160 230 000 0000 002	Teach/Prof - Add'l Comp - Poverty	\$0.00	\$0.00	\$0.00	0.00
01 1160 230 000 1744 002	Reg Emp - Instr Aides - Poverty - DE	\$0.00	\$0.00	\$0.00	0.00
01 1160 230 019 1744 002	Ret-NonInstr Aides-CCLC-COVID19	\$0.00	\$0.00	\$0.00	0.00
01 1160 230 045 1744 002	Ret-NonInstr-CCLC-SF	\$0.00	\$0.00	\$0.00	0.00
01 1160 231 000 0000 001	Retirement - Teach/Prof Poverty	\$3,063.00	\$242.15	\$484.30	15.81
01 1160 231 000 0000 002	Retirement - Teach/Prof Poverty	\$46,661.00	\$3,847.89	\$7,695.78	16.49
01 1160 231 000 1114 001	Retirement - Teach/Prof Poverty	\$1,170.00	\$97.50	\$195.00	16.67
01 1160 231 000 1138 001	Retirement - Teach/Prof Poverty Math	\$3,349.00	\$212.21	\$424.42	12.67
01 1160 232 000 0000 001	Retirement - Instructional Aides	\$250.00	\$0.00	\$0.00	0.00
01 1160 232 000 0000 002	Retirement - Instructional Aides	\$6,768.00	\$756.90	\$1,422.42	21.02
01 1160 232 019 0000 002	Ret-Instr Aides-COVID19	\$0.00	\$0.00	\$0.00	0.00
01 1160 233 000 0000 002	Retirement - Sub - Poverty	\$250.00	\$0.00	\$0.00	0.00
01 1160 233 000 1105 002	Retirement - Sub - Poverty	\$0.00	\$0.00	\$0.00	0.00
01 1160 233 000 1138 001	Ret - Subs - Math	\$50.00	\$0.93	\$2.17	4.34
01 1160 237 000 0000 001	Increased Retirement - Poverty	\$1,052.00	\$83.16	\$166.32	15.81
01 1160 237 000 0000 002	Increased Retirement - Poverty	\$18,348.00	\$1,581.35	\$3,131.28	17.07
01 1160 237 000 1114 001	Increased Retirement - Poverty	\$402.00	\$33.48	\$66.96	16.66
01 1160 237 000 1138 001	Inc Retirement Poverty Math	\$1,150.00	\$73.19	\$146.49	12.74
01 1160 237 000 1744 002	Inc Retirement Poverty Dev Eagles	\$0.00	\$0.00	\$0.00	0.00
01 1160 237 019 0000 002	Inc Ret-Poverty-COVID19	\$0.00	\$0.00	\$0.00	0.00

Account Number	Account Description	Revised Budget	Expended During Month	Expenditures to Date	% of Budget
01 1160 237 019 1744 002	Inc Ret-CCLC-COVID19	\$0.00	\$0.00	\$0.00	0.00
01 1160 237 045 1744 002	IncRet-NonInstr-CCLC-SF	\$0.00	\$0.00	\$0.00	0.00
01 1160 281 000 0000 001	Poverty - HSA Deduction	\$1,474.00	\$131.69	\$263.38	17.87
01 1160 281 000 0000 002	Poverty - HSA Deduction	\$0.00	\$0.00	\$0.00	0.00
01 1160 281 000 1138 001	HSA Poverty Math	\$1,106.00	\$65.85	\$131.70	11.91
01 1160 282 000 0000 002	Health Benefits (HSA) - Inst Aides	\$88.00	\$0.00	\$0.00	0.00
01 1160 282 019 0000 002	HSA-Reg Instr-COVID19	\$0.00	\$0.00	\$0.00	0.00
01 1160 291 000 0000 002	Other Benefits - Teachers/Prof Staff	\$75.00	\$0.00	\$0.00	0.00
01 1160 292 000 0000 002	Other Benefits - Instr Staff	\$0.00	\$0.00	\$0.00	0.00
01 1160 610 000 1744 002	Supplies Poverty Prog Dev Eagles	\$500.00	\$0.00	\$0.00	0.00
01 1160 643 000 0000 002	Web/Cloud Based Software Poverty	\$500.00	\$0.00	\$0.00	0.00
1160	Poverty Programs	\$1,287,501.00	\$106,388.68	\$210,613.31	16.36
01 1190 111 000 1190 002	Reg Emp - Teach/Prof - Early Child	\$56,810.00	\$4,876.67	\$9,753.34	17.17
01 1190 112 000 1190 002	Reg Emp-Instr Aides-Early Childhood	\$19,057.00	\$2,185.51	\$4,212.68	22.11
01 1190 112 019 1190 002	Reg Emp-Instr Aides-EC-COVID19	\$0.00	\$0.00	\$0.00	0.00
01 1190 122 000 1190 002	Temp Emp-Instr Aides-Early Childhood	\$500.00	\$0.00	\$156.56	31.31
01 1190 123 000 1190 002	Temp Emp - Teach/Prof - Sub - EC	\$2,000.00	\$390.00	\$390.00	19.50
01 1190 132 000 1190 002	Instr Aides OT - Early Childhood	\$3,000.00	\$566.66	\$900.47	30.02
01 1190 151 000 1190 002	Add'l Comp - Teach/Prof - Early Child	\$0.00	\$0.00	\$0.00	0.00
01 1190 152 000 1190 002	Add'l Comp - Instructional Aides	\$0.00	\$0.00	\$0.00	0.00
01 1190 211 000 1190 002	Group Ins Teach/Prof Early Child	\$645.00	\$53.75	\$107.50	16.67
01 1190 212 000 1190 002	Group Insurance - Instructional Aides	\$7,798.00	\$607.49	\$1,211.22	15.53
01 1190 212 019 1190 002	Group Ins-Instr Aides-COVID19	\$0.00	\$0.00	\$0.00	0.00
01 1190 221 000 1190 002	Social Security - Early Childhood	\$4,295.00	\$368.77	\$737.54	17.17
01 1190 222 000 1190 002	Social Security - Instructional Aides	\$1,388.00	\$199.42	\$380.98	27.45
01 1190 222 019 1190 002	Soc Sec-Instr Aides-COVID19	\$0.00	\$0.00	\$0.00	0.00
01 1190 223 000 1190 002	Social Security - Preschool Subs	\$200.00	\$29.83	\$29.83	14.92
01 1190 231 000 1190 002	Retirement - Teach/Prof Early Child	\$4,177.00	\$358.57	\$717.14	17.17
01 1190 232 000 1190 002	Retirement - Instructional Aides	\$1,401.00	\$202.36	\$387.47	27.66
01 1190 232 019 1190 002	Ret-Instr Aides-COVID19	\$0.00	\$0.00	\$0.00	0.00
01 1190 237 000 1190 002	Incr Retirement - Early Childhood	\$1,916.00	\$192.63	\$379.34	19.80
01 1190 237 019 1190 002	Inc Ret-EC-COVID19	\$0.00	\$0.00	\$0.00	0.00
01 1190 282 000 1190 002	Health Benefits (HSA) - Inst Aides	\$1,013.00	\$84.56	\$168.58	16.64
01 1190 330 000 1190 002	Employee Trng & Develpt Services EC	\$250.00	\$0.00	\$0.00	0.00
01 1190 580 000 0000 002	Travel: Expenditures-Trans, Meals, Hotel	\$250.00	\$0.00	\$0.00	0.00
01 1190 580 000 1190 002	Travel Trans, Meals, Hotel Early Child	\$200.00	\$0.00	\$0.00	0.00

EXPENDITURE REPORT

October, 2023

Account Number	Account Description	Revised Budget	Expended During Month	Expenditures to Date	% of Budget
01 1190 610 000 1190 002	Supplies Early Childhood Programs	\$4,500.00	\$524.86	\$524.86	20.25
01 1190 640 000 0000 002	Books & Periodicals - EC	\$0.00	\$0.00	\$0.00	0.00
01 1190 643 000 1190 002	Web/Cloud Based Software EC	\$500.00	\$822.25	\$822.25	164.45
1190	Early Childhood Programs	\$109,900.00	\$11,463.33	\$20,879.76	19.35
01 1200 111 000 0000 000	Reg Emp - Teach/Prof - SPED	\$83,000.00	\$6,916.67	\$13,833.34	16.67
01 1200 111 000 0000 001	Reg Emp - Teach/Prof - SPED	\$285,602.00	\$23,318.86	\$46,637.72	16.33
01 1200 111 000 0000 002	Reg Emp - Teach/Prof - SPED	\$292,982.00	\$19,184.16	\$41,124.96	14.04
01 1200 111 000 1195 001	Reg Emp - Teach/Prof - Non Public - SPED	\$0.00	\$0.00	\$0.00	0.00
01 1200 111 000 1195 002	Reg Emp - Teach/Prof - Non Public - SPED	\$0.00	\$0.00	\$0.00	0.00
01 1200 111 000 1235 000	Reg Emp - Teach/Prof - SPED - CTL	\$0.00	\$0.00	\$0.00	0.00
01 1200 111 000 1235 001	Reg Emp - Teach/Prof - SPED - CTL	\$0.00	\$0.00	\$0.00	0.00
01 1200 111 000 1235 002	Reg Emp - Teach/Prof - SPED - CTL	\$0.00	\$0.00	\$0.00	0.00
01 1200 112 000 0000 000	Reg Emp - Instr Aides - SPED	\$0.00	\$0.00	\$0.00	0.00
01 1200 112 000 0000 001	Reg Emp - Instr Aides - SPED	\$82,195.00	\$9,721.22	\$18,907.81	23.00
01 1200 112 000 0000 002	Reg Emp - Instr Aides - SPED	\$211,000.00	\$23,940.64	\$47,572.23	22.55
01 1200 112 000 1235 001	Reg Emp - Instr Aides - SPED - CTL	\$0.00	\$0.00	\$0.00	0.00
01 1200 112 000 1235 002	Reg Emp - Instr Aides - SPED - CTL	\$0.00	\$0.00	\$0.00	0.00
01 1200 112 019 0000 001	Reg Emp-Instr Aides-SPED-COVID19	\$0.00	\$0.00	\$0.00	0.00
01 1200 112 019 0000 002	Reg Emp-Instr Aides-SPED-COVID19	\$0.00	\$0.00	\$0.00	0.00
01 1200 112 019 1235 001	Reg Emp-Instr Aides-SPED-CTL-COVID19	\$0.00	\$0.00	\$0.00	0.00
01 1200 122 000 0000 001	Temp Emp - Instr Aide - SPED	\$7,500.00	\$227.50	\$227.50	3.03
01 1200 122 000 0000 002	Temp Emp - Instr Aide - SPED	\$24,000.00	\$1,884.93	\$3,209.46	13.37
01 1200 122 000 1235 001	Temp Emp - Instr Aide - SPED - CTL	\$0.00	\$0.00	\$0.00	0.00
01 1200 122 000 1235 002	Temp Emp - Instr Aide - SPED - CTL	\$0.00	\$0.00	\$0.00	0.00
01 1200 123 000 0000 001	Temp Emp - Teach/Prof - Sub - SPED	\$6,000.00	\$288.60	\$321.10	5.35
01 1200 123 000 0000 002	Temp Emp - Teach/Prof - Sub - SPED	\$8,000.00	\$809.90	\$2,353.00	29.41
01 1200 123 000 1195 001	Temp Emp - Teach/Prof - Sub - SPED	\$0.00	\$0.00	\$0.00	0.00
01 1200 123 000 1195 002	Temp Emp - Teach/Prof - Sub - SPED	\$0.00	\$0.00	\$0.00	0.00
01 1200 123 000 1235 000	Temp Emp-Teach/Prof-Sub-SPED CTL	\$0.00	\$0.00	\$0.00	0.00
01 1200 123 000 1235 001	Temp Emp-Teach/Prof-Sub-SPED CTL	\$0.00	\$0.00	\$0.00	0.00
01 1200 123 000 1235 002	Temp Emp-Teach/Prof-Sub-SPED CTL	\$0.00	\$0.00	\$0.00	0.00
01 1200 132 000 0000 000	SPED Instructional Aides - OT	\$0.00	\$0.00	\$0.00	0.00
01 1200 132 000 0000 001	SPED Instructional Aides - OT	\$50.00	\$104.34	\$104.34	208.68
01 1200 132 000 0000 002	SPED Instructional Aides - OT	\$5,000.00	\$717.22	\$1,032.11	20.64
01 1200 132 000 1235 001	SPED Instructional Aides - OT	\$0.00	\$0.00	\$0.00	0.00
01 1200 150 000 0000 001	Translator Salaries	\$250.00	\$17.16	\$17.16	6.86

Account Number	Account Description	Revised Budget	Expended During Month	Expenditures to Date	% of Budget
01 1200 150 000 0000 002	Translator Salaries	\$500.00	\$0.00	\$0.00	0.00
01 1200 150 019 0000 002	Translator Salaries	\$0.00	\$0.00	\$0.00	0.00
01 1200 151 000 0000 001	SPED Instructional - Add'l Salary	\$100.00	\$18.00	\$186.00	186.00
01 1200 151 000 0000 002	SPED Instructional - Add'l Salary	\$500.00	\$261.00	\$886.40	177.28
01 1200 152 000 0000 001	Reg Emp - Non-Instr - Principal Office	\$250.00	\$0.00	\$0.00	0.00
01 1200 152 000 0000 002	Reg Emp - Instr Aides - SPED	\$250.00	\$3,080.00	\$4,940.00	1,976.00
01 1200 152 000 1235 001	Reg Emp - Instr Aides - SPED	\$0.00	\$0.00	\$0.00	0.00
01 1200 211 000 0000 000	Group Ins - Teach/Prof SPED	\$25,273.00	\$2,106.06	\$4,212.12	16.67
01 1200 211 000 0000 001	Group Ins Teach/Prof SPED	\$71,190.00	\$5,700.41	\$11,400.82	16.01
01 1200 211 000 0000 002	Group Ins Teach/Prof SPED	\$95,054.00	\$6,966.11	\$13,724.20	14.44
01 1200 211 000 1195 001	Retirement - SPED	\$0.00	\$0.00	\$0.00	0.00
01 1200 211 000 1195 002	Retirement - SPED	\$0.00	\$0.00	\$0.00	0.00
01 1200 211 000 1235 001	Group Ins Teach/Prof SPED CTL	\$0.00	\$0.00	\$0.00	0.00
01 1200 211 000 1235 002	Group Ins Teach/Prof SPED CTL	\$0.00	\$0.00	\$0.00	0.00
01 1200 212 000 0000 001	Group Insurance - Instructional Aides	\$19,461.00	\$1,521.14	\$3,042.29	15.63
01 1200 212 000 0000 002	Group Insurance - Instructional Aides	\$74,462.00	\$6,287.60	\$12,511.73	16.80
01 1200 212 000 1235 001	Group Insurance - Instructional Aides	\$0.00	\$0.00	\$0.00	0.00
01 1200 212 019 0000 001	Group Ins-Instr Aides-COVID19	\$0.00	\$0.00	\$0.00	0.00
01 1200 212 019 0000 002	Group Ins-Instr Aides-COVID19	\$0.00	\$0.00	\$0.00	0.00
01 1200 212 019 1235 001	Group Ins-Instr Aides-COVID19	\$0.00	\$0.00	\$0.00	0.00
01 1200 220 000 0000 001	Social Security - Non Instructional	\$25.00	\$1.31	\$1.31	5.24
01 1200 220 000 0000 002	Social Security - Non Instructional	\$50.00	\$0.00	\$0.00	0.00
01 1200 220 019 0000 002	Social Security - Non Instructional	\$0.00	\$0.00	\$0.00	0.00
01 1200 221 000 0000 000	Social Security - SPED	\$6,300.00	\$523.91	\$1,047.82	16.63
01 1200 221 000 0000 001	Social Security - SPED	\$21,374.00	\$1,739.65	\$3,490.77	16.33
01 1200 221 000 0000 002	Social Security - SPED	\$21,509.00	\$1,405.11	\$3,048.98	14.18
01 1200 221 000 1195 001	Social Security - SPED	\$0.00	\$0.00	\$0.00	0.00
01 1200 221 000 1195 002	Social Security - SPED	\$0.00	\$0.00	\$0.00	0.00
01 1200 221 000 1235 001	Social Security - SPED CTL	\$0.00	\$0.00	\$0.00	0.00
01 1200 221 000 1235 002	Social Security - SPED CTL	\$0.00	\$0.00	\$0.00	0.00
01 1200 222 000 0000 001	Social Security - Instructional Aides	\$6,288.00	\$742.58	\$1,418.87	22.56
01 1200 222 000 0000 002	Social Security - Instructional Aides	\$15,300.00	\$1,950.87	\$3,692.73	24.14
01 1200 222 000 1235 001	Social Security - Instructional Aides	\$0.00	\$0.00	\$0.00	0.00
01 1200 222 000 1235 002	Social Security - Instructional Aides	\$0.00	\$0.00	\$0.00	0.00
01 1200 222 019 0000 001	Soc Sec-Instr Aides-COVID19	\$0.00	\$0.00	\$0.00	0.00
01 1200 222 019 0000 002	Soc Sec-Instr Aides-COVID19	\$0.00	\$0.00	\$0.00	0.00

Account Number	Account Description	Revised Budget	Expended During Month	Expenditures to Date	% of Budget
01 1200 222 019 1235 001	Soc Sec-Instr Aides-COVID19	\$0.00	\$0.00	\$0.00	0.00
01 1200 223 000 0000 001	Social Security - SPED - Subs	\$500.00	\$22.08	\$24.57	4.91
01 1200 223 000 0000 002	Social Security - SPED - Subs	\$750.00	\$61.96	\$180.02	24.00
01 1200 223 000 1195 001	Social Security - SPED - Subs	\$0.00	\$0.00	\$0.00	0.00
01 1200 223 000 1195 002	Social Security - SPED - Subs	\$0.00	\$0.00	\$0.00	0.00
01 1200 223 000 1235 001	Social Security - SPED - Subs	\$150.00	\$0.00	\$0.00	0.00
01 1200 223 000 1235 002	Social Security - SPED - Subs	\$0.00	\$0.00	\$0.00	0.00
01 1200 230 000 0000 001	Retirement - Non-Instructional	\$25.00	\$1.26	\$1.26	5.04
01 1200 230 000 0000 002	Retirement - Non-Instructional	\$50.00	\$0.00	\$0.00	0.00
01 1200 230 019 0000 002	Social Security - Non Instructional	\$0.00	\$0.00	\$0.00	0.00
01 1200 231 000 0000 000	Retirement - SPED	\$6,103.00	\$508.57	\$1,017.14	16.67
01 1200 231 000 0000 001	Retirement - Teach/Prof SPED	\$21,000.00	\$1,715.90	\$3,442.83	16.39
01 1200 231 000 0000 002	Retirement - Teach/Prof SPED	\$21,542.00	\$1,429.73	\$3,088.96	14.34
01 1200 231 000 1195 001	Retirement - SPED	\$0.00	\$0.00	\$0.00	0.00
01 1200 231 000 1195 002	Retirement - SPED	\$0.00	\$0.00	\$0.00	0.00
01 1200 231 000 1235 001	Retirement - SPED CTL	\$0.00	\$0.00	\$0.00	0.00
01 1200 231 000 1235 002	Retirement - SPED CTL	\$0.00	\$0.00	\$0.00	0.00
01 1200 232 000 0000 001	Retirement - Instructional Aides	\$7,500.00	\$722.47	\$1,397.96	18.64
01 1200 232 000 0000 002	Retirement - Instructional Aides	\$18,000.00	\$2,056.30	\$3,969.87	22.05
01 1200 232 000 1235 001	Retirement - Instructional Aides	\$0.00	\$0.00	\$0.00	0.00
01 1200 232 000 1235 002	Retirement - Instructional Aides	\$0.00	\$0.00	\$0.00	0.00
01 1200 232 019 0000 001	Ret-Instr Aides-COVID19	\$0.00	\$0.00	\$0.00	0.00
01 1200 232 019 0000 002	Ret-Instr Aides-COVID19	\$0.00	\$0.00	\$0.00	0.00
01 1200 232 019 1235 001	Ret-Instr Aides-COVID19	\$0.00	\$0.00	\$0.00	0.00
01 1200 233 000 0000 001	Retirement SPED Substitutes	\$50.00	\$0.00	\$0.00	0.00
01 1200 233 000 0000 002	Retirement SPED Substitutes	\$25.00	\$0.00	\$0.00	0.00
01 1200 233 000 1235 001	Retirement SPED Substitutes	\$0.00	\$0.00	\$0.00	0.00
01 1200 237 000 0000 000	Increased Retirement - SPED	\$2,096.00	\$174.65	\$349.30	16.67
01 1200 237 000 0000 001	Increased Retirement - SPED	\$8,840.00	\$837.78	\$1,662.77	18.81
01 1200 237 000 0000 002	Increased Retirement - SPED	\$11,000.00	\$1,197.06	\$2,424.04	22.04
01 1200 237 000 1195 001	Retirement - SPED	\$0.00	\$0.00	\$0.00	0.00
01 1200 237 000 1195 002	Retirement - SPED	\$0.00	\$0.00	\$0.00	0.00
01 1200 237 000 1235 001	Increased Retirement - SPED CTL	\$0.00	\$0.00	\$0.00	0.00
01 1200 237 000 1235 002	Increased Retirement - SPED CTL	\$0.00	\$0.00	\$0.00	0.00
01 1200 237 019 0000 001	Inc Ret-SPED-COVID19	\$0.00	\$0.00	\$0.00	0.00
01 1200 237 019 0000 002	Inc Ret-SPED-COVID19	\$0.00	\$0.00	\$0.00	0.00

Account Number	Account Description	Revised Budget	Expended During Month	Expenditures to Date	% of Budget
01 1200 237 019 1235 001	Inc Ret-SPED CTL-COVID19	\$0.00	\$0.00	\$0.00	0.00
01 1200 281 000 0000 001	SPED - HSA Deduction	\$0.00	\$0.00	\$0.00	0.00
01 1200 281 000 0000 002	SPED - HSA Deduction	\$0.00	\$0.00	\$0.00	0.00
01 1200 282 000 0000 001	Health Benefits (HSA) - Inst Aides	\$0.00	\$0.00	\$0.00	0.00
01 1200 282 000 0000 002	Health Benefits (HSA) - Inst Aides	\$1,101.00	\$112.08	\$316.42	28.74
01 1200 282 000 1235 001	Health Benefits (HSA) - Inst Aides	\$0.00	\$0.00	\$0.00	0.00
01 1200 282 019 0000 001	HSA-Reg Instr-COVID19	\$0.00	\$0.00	\$0.00	0.00
01 1200 282 019 0000 002	HSA-Reg Instr-COVID19	\$0.00	\$0.00	\$0.00	0.00
01 1200 282 019 1235 001	HSA-Reg Instr-COVID19	\$0.00	\$0.00	\$0.00	0.00
01 1200 291 000 0000 001	Other Benefits - Teachers/Prof Staff	\$50.00	\$0.00	\$0.00	0.00
01 1200 291 000 0000 002	Other Benefits - Teachers/Prof Staff	\$300.00	\$0.00	\$0.00	0.00
01 1200 292 000 0000 001	Other Benefits - Inst Aides	\$0.00	\$0.00	\$0.00	0.00
01 1200 292 000 0000 002	Other Benefits - Inst Aides	\$50.00	\$0.00	\$0.00	0.00
01 1200 292 000 1235 001	Other Benefits - Instr - SPED - CTL	\$150.00	\$0.00	\$0.00	0.00
01 1200 320 000 0000 002	Prof Educational Services SA SPED	\$0.00	\$0.00	\$0.00	0.00
01 1200 330 000 0000 000	Employee Training SPED	\$2,000.00	\$210.00	\$210.00	23.00
01 1200 330 000 0000 001	Employee Training SPED	\$250.00	\$0.00	\$0.00	30.00
01 1200 330 000 0000 002	Employee Training SPED	\$2,000.00	\$0.00	\$0.00	0.00
01 1200 333 000 0000 000	Mileage Paid to Staff SPED SA	\$1,000.00	\$0.00	\$0.00	0.00
01 1200 333 000 0000 001	Mileage Paid to Staff SPED SA	\$1,000.00	\$0.00	\$0.00	0.00
01 1200 333 000 0000 002	Mileage Paid to Staff SPED	\$250.00	\$0.00	\$0.00	0.00
01 1200 350 000 0000 000	Repairs & Maint Services SPED	\$500.00	\$0.00	\$0.00	0.00
01 1200 350 000 0000 001	Technical Services - SPED	\$0.00	\$0.00	\$0.00	0.00
01 1200 350 000 0000 002	Technical Services - SPED	\$500.00	\$0.00	\$0.00	0.00
01 1200 352 000 0000 001	Other Prof Services - SPED	\$0.00	\$0.00	\$0.00	0.00
01 1200 531 000 0000 001	Postage - SPED	\$200.00	\$8.58	\$30.00	15.00
01 1200 531 000 0000 002	Postage - SPED	\$200.00	\$2.22	\$7.47	3.74
01 1200 580 000 0000 000	Travel Trans, Meals, Hotel SPED SA	\$2,500.00	\$63.64	\$126.94	35.96
01 1200 580 000 0000 001	Travel Trans, Meals, Hotel SPED SA	\$100.00	\$0.00	\$0.00	0.00
01 1200 580 000 0000 002	Travel Trans, Meals, Hotel SPED SA	\$2,500.00	\$0.00	\$0.00	0.00
01 1200 591 000 0000 000	Services Purchased from ESU	\$13,000.00	\$800.00	\$800.00	6.15
01 1200 591 000 0000 001	Services Purchased from ESU	\$13,000.00	\$0.00	\$0.00	0.00
01 1200 591 000 0000 002	Services Purchased from ESU	\$2,000.00	\$0.00	\$0.00	0.00
01 1200 610 000 0000 000	General Supplies SPED	\$1,000.00	\$10.00	\$63.00	11.04
01 1200 610 000 0000 001	Supplies SPED SA	\$8,000.00	\$42.13	\$319.47	3.99
01 1200 610 000 0000 002	Supplies SPED SA	\$8,000.00	\$24.02	\$294.97	5.43

Account Number	Account Description	Revised Budget	Expended During Month	Expenditures to Date	% of Budget
01 1200 610 000 1195 002	Supplies SPED SA	\$0.00	\$0.00	\$0.00	0.00
01 1200 610 000 1235 000	Supplies SPED CTL	\$500.00	\$0.00	\$0.00	0.00
01 1200 610 000 1235 001	Supplies SPED CTL	\$5,000.00	\$1,171.57	\$1,388.04	27.76
01 1200 610 000 1235 002	Supplies SPED CTL	\$500.00	\$0.00	\$0.00	0.00
01 1200 640 000 0000 001	Books & Periodicals SPED SA	\$500.00	\$0.00	\$0.00	0.00
01 1200 640 000 0000 002	Books & Periodicals SPED SA	\$500.00	\$0.00	\$0.00	0.00
01 1200 643 000 0000 000	Web/Cloud Based Software SPED SA	\$500.00	\$285.00	\$285.00	57.00
01 1200 643 000 0000 001	Web/Cloud Based Software SPED SA	\$2,500.00	\$55.98	\$55.98	2.24
01 1200 643 000 0000 002	Web/Cloud Based Software SPED SA	\$3,000.00	\$0.00	\$0.00	0.00
01 1200 650 000 0000 001	Supplies Technology Related SPED	\$250.00	\$0.00	\$0.00	0.00
01 1200 650 000 0000 002	Supplies Technology Related SPED	\$250.00	\$0.00	\$0.00	0.00
01 1200 733 000 0000 001	Furniture & Fixtures (>\$5,000)	\$0.00	\$0.00	\$0.00	0.00
01 1200 810 000 0000 000	Dues and Fees SPED SA	\$500.00	\$0.00	\$0.00	0.00
01 1200 810 000 0000 002	Dues & Fees SPED SA	\$500.00	\$0.00	\$0.00	0.00
1200	SPED Instructional Programs School Age	\$1,535,247.00	\$130,947.93	\$260,400.78	17.05
01 1291 112 005 1190 002	Reg Emp - Instr Aides - SPED - 3-5	\$0.00	\$0.00	\$0.00	0.00
01 1291 151 005 0000 002	Add'l Comp - SPED - 3-5	\$0.00	\$0.00	\$0.00	0.00
01 1291 151 005 1215 002	Add'l Comp - SPED - 3-5	\$0.00	\$0.00	\$0.00	0.00
01 1291 212 005 1190 002	Group Insurance - Instructional Aides	\$0.00	\$0.00	\$0.00	0.00
01 1291 221 005 0000 002	Social Security - SPED 3-5	\$0.00	\$0.00	\$0.00	0.00
01 1291 221 005 1215 002	SocSec SPED - 3-5	\$0.00	\$0.00	\$0.00	0.00
01 1291 222 005 1190 002	Social Security - Instructional Aides	\$0.00	\$0.00	\$0.00	0.00
01 1291 231 005 0000 002	Retirement - SPED 3-5	\$0.00	\$0.00	\$0.00	0.00
01 1291 231 005 1215 002	Ret SPED - 3-5	\$0.00	\$0.00	\$0.00	0.00
01 1291 232 005 1190 002	Retirement - Instructional Aides	\$0.00	\$0.00	\$0.00	0.00
01 1291 237 005 0000 002	Increased Retirement SPED 3-5	\$0.00	\$0.00	\$0.00	0.00
01 1291 237 005 1190 002	Increased Retirement SPED 3-5	\$0.00	\$0.00	\$0.00	0.00
01 1291 237 005 1215 002	Inc Ret SPED - 3-5	\$0.00	\$0.00	\$0.00	0.00
01 1291 610 000 0000 002	General Supplies SPED 3-5	\$0.00	\$22.17	\$22.17	0.00
1291	SPED Instructional Programs 3-5	\$0.00	\$22.17	\$22.17	0.00
01 1292 150 002 0000 002	Reg Emp - Teach/Prof - SPED - B-2	\$100.00	\$0.00	\$0.00	0.00
01 1292 151 002 0000 002	Add'l Comp - B-2	\$0.00	\$0.00	\$0.00	0.00
01 1292 151 002 1215 002	Add'l Comp - B-2 - Plainview	\$0.00	\$0.00	\$0.00	0.00
01 1292 151 002 1217 002	Add'l Comp - B-2 - Summerland	\$500.00	\$0.00	\$0.00	0.00
01 1292 220 002 0000 002	Social Security-Non-Inst SPED B-2	\$0.00	\$0.00	\$0.00	0.00
01 1292 221 000 1215 002	Soc Sec - B-2 - Plainview	\$0.00	\$0.00	\$0.00	0.00

Account Number	Account Description	Revised Budget	Expended During Month	Expenditures to Date	% of Budget
01 1292 221 000 1217 002	Soc Sec - B-2 - Plainview	\$0.00	\$0.00	\$0.00	0.00
01 1292 221 002 0000 002	Social Security - SPED B-2	\$0.00	\$0.00	\$0.00	0.00
01 1292 221 002 1215 002	Soc Sec - B-2 - Plainview	\$50.00	\$0.00	\$0.00	0.00
01 1292 221 002 1217 002	Soc Sec - B-2 - Summerland	\$0.00	\$0.00	\$0.00	0.00
01 1292 230 002 0000 002	Retirement-Non-Instr SPED B-2	\$0.00	\$0.00	\$0.00	0.00
01 1292 231 002 0000 002	Retirement - SPED B-2	\$0.00	\$0.00	\$0.00	0.00
01 1292 231 002 1215 002	Ret - B-2 - Plainview	\$50.00	\$0.00	\$0.00	0.00
01 1292 231 002 1217 002	Ret - B-2 - Summerland	\$0.00	\$0.00	\$0.00	0.00
01 1292 237 002 0000 002	Increased Retirement - SPED B-2	\$0.00	\$0.00	\$0.00	0.00
01 1292 237 002 1215 002	Add'l Ret - B-2 - Plainview	\$25.00	\$0.00	\$0.00	0.00
01 1292 237 002 1217 002	Add'l Ret - B-2 - Summerland	\$0.00	\$0.00	\$0.00	0.00
01 1292 291 000 1215 002	Other Benefits - Teachers/Prof Staff	\$0.00	\$0.00	\$0.00	0.00
01 1292 291 000 1217 002	Other Benefits - Teachers/Prof Staff	\$0.00	\$0.00	\$0.00	0.00
01 1292 591 002 0000 002	Services Purchased from ESU B-2	\$0.00	\$0.00	\$0.00	0.00
1292	SPED Instructional Programs 0-2	\$725.00	\$0.00	\$0.00	0.00
01 1300 150 000 0000 001	Add'l Comp Non-Instr Summer Sch	\$0.00	\$0.00	\$0.00	0.00
01 1300 150 000 0000 002	Add'l Comp Non-Instr Summer Sch	\$0.00	\$0.00	\$0.00	0.00
01 1300 151 000 0000 001	Teach/Prof Add'l Comp - Summer Sch	\$0.00	\$0.00	\$0.00	0.00
01 1300 151 000 0000 002	Teach/Prof Add'l Comp - Summer Sch	\$0.00	\$0.00	\$0.00	0.00
01 1300 152 000 0000 001	Add'l Comp Instr Aides Summer Sch	\$0.00	\$0.00	\$0.00	0.00
01 1300 152 000 0000 002	Add's Comp Instr Aides Summer Sch	\$0.00	\$0.00	\$0.00	0.00
01 1300 210 000 0000 001	Group Ins Non-Instr Summer Sch	\$0.00	\$0.00	\$0.00	0.00
01 1300 210 000 0000 002	Group Ins Non-Instr Summer Sch	\$0.00	\$0.00	\$0.00	0.00
01 1300 212 000 0000 001	Group Ins Instr Aides Summer Sch	\$0.00	\$0.00	\$0.00	0.00
01 1300 212 000 0000 002	Group Ins Instr Aides Summer Sch	\$0.00	\$0.00	\$0.00	0.00
01 1300 220 000 0000 001	Social Security Non-Instr Summer Sch	\$0.00	\$0.00	\$0.00	0.00
01 1300 220 000 0000 002	Social Security Non-Instr Summer Sch	\$0.00	\$0.00	\$0.00	0.00
01 1300 221 000 0000 001	Social Security - Summer School	\$0.00	\$0.00	\$0.00	0.00
01 1300 221 000 0000 002	Social Security - Summer School	\$0.00	\$0.00	\$0.00	0.00
01 1300 222 000 0000 001	Social Security - Summer School	\$0.00	\$0.00	\$0.00	0.00
01 1300 222 000 0000 002	Social Security - Summer School	\$0.00	\$0.00	\$0.00	0.00
01 1300 230 000 0000 001	Retirement Non-Instr Summer Sch	\$0.00	\$0.00	\$0.00	0.00
01 1300 230 000 0000 002	Retirement Non-Instr Summer Sch	\$0.00	\$0.00	\$0.00	0.00
01 1300 231 000 0000 001	Retirement-Teach/Prof Summer Sch	\$0.00	\$0.00	\$0.00	0.00
01 1300 231 000 0000 002	Retirement - Summer School	\$0.00	\$0.00	\$0.00	0.00
01 1300 232 000 0000 001	Retirement - Summer School	\$0.00	\$0.00	\$0.00	0.00

EXPENDITURE REPORT

October, 2023

Account Number	Account Description	Revised Budget	Expended During Month	Expenditures to Date	% of Budget
01 1300 232 000 0000 002	Increased Retirement - Summer Sch	\$0.00	\$0.00	\$0.00	0.00
01 1300 237 000 0000 001	Increased Retirement - Summer Sch	\$0.00	\$0.00	\$0.00	0.00
01 1300 237 000 0000 002	Increased Retirement - Summer Sch	\$0.00	\$0.00	\$0.00	0.00
1300 Summer School		\$0.00	\$0.00	\$0.00	0.00
01 2110 352 000 0000 001	Other Professional Services	\$0.00	\$0.00	\$0.00	0.00
01 2110 352 000 0000 002	Other Professional Services	\$0.00	\$0.00	\$0.00	0.00
01 2110 643 000 0000 000	Web/Cloud Based Software	\$20,000.00	\$0.00	\$11,631.56	58.16
2110 Attendance and Social Work		\$20,000.00	\$0.00	\$11,631.56	58.16
01 2120 110 000 0000 001	Reg Emp - Non-Instr - Guidance	\$14,176.00	\$1,529.94	\$3,038.43	21.43
01 2120 110 019 0000 001	Reg Emp-NonInstr-Guid-COVID19	\$0.00	\$0.00	\$0.00	0.00
01 2120 111 000 0000 001	Reg Emp - Teach/Prof - Guidance	\$80,609.00	\$6,372.92	\$12,745.84	15.81
01 2120 111 000 0000 002	Reg Emp - Teach/Prof - Guidance	\$40,588.00	\$3,222.09	\$6,444.18	15.88
01 2120 123 000 0000 002	Temp Emp-Teach/Prof Sub-Guidance	\$250.00	\$0.00	\$0.00	0.00
01 2120 130 000 0000 001	Non-Instructional Salaries - Guidance	\$350.00	\$158.80	\$293.29	83.80
01 2120 150 000 0000 001	Add'l Comp-Guidance Non Instructional	\$0.00	\$0.00	\$0.00	0.00
01 2120 150 000 0000 002	Add'l Comp-Guidance Non Instructional	\$0.00	\$0.00	\$0.00	0.00
01 2120 151 000 0000 001	Teach/Prof Add'l Comp-Guidance	\$4,000.00	\$18.00	\$36.00	0.90
01 2120 151 000 0000 002	Teach/Prof Add'l Comp-Guidance	\$1,500.00	\$0.00	\$0.00	0.00
01 2120 210 000 0000 001	Group Insurance - Non Instructional	\$4,240.00	\$353.17	\$706.37	16.66
01 2120 210 019 0000 001	Group Ins-NonInstr-COVID19	\$0.00	\$0.00	\$0.00	0.00
01 2120 211 000 0000 001	Group Insurance - Guidance	\$11,379.00	\$948.22	\$1,896.44	16.67
01 2120 211 000 0000 002	Group Insurance - Guidance	\$12,636.00	\$1,053.03	\$2,106.06	16.67
01 2120 220 000 0000 001	Social Security - Non-Instructional	\$360.00	\$66.67	\$129.80	36.06
01 2120 220 000 0000 002	Social Security - Non Instructional	\$0.00	\$0.00	\$0.00	0.00
01 2120 220 019 0000 001	Soc Sec-NonInstr-COVID19	\$0.00	\$0.00	\$0.00	0.00
01 2120 221 000 0000 001	Social Security - Guidance	\$6,027.00	\$474.96	\$949.93	15.76
01 2120 221 000 0000 002	Social Security - Guidance	\$3,050.00	\$242.52	\$485.04	15.90
01 2120 223 000 0000 001	Reg Emp - Temp Emp - Guidance	\$0.00	\$0.00	\$0.00	0.00
01 2120 223 000 0000 002	Reg Emp - Temp Emp - Guidance	\$0.00	\$0.00	\$0.00	0.00
01 2120 230 000 0000 001	Retirement - Non-Instructional	\$1,042.00	\$124.16	\$244.97	23.51
01 2120 230 000 0000 002	Retirement - Non Instructional	\$0.00	\$0.00	\$0.00	0.00
01 2120 230 019 0000 001	Ret-NonInstr-COVID19	\$0.00	\$0.00	\$0.00	0.00
01 2120 231 000 0000 001	Retirement - Teach/Prof Guidance	\$5,927.00	\$469.91	\$939.82	15.86
01 2120 231 000 0000 002	Retirement - Teach/Prof Guidance	\$2,984.00	\$236.92	\$473.83	15.88
01 2120 233 000 0000 001	Reg Emp - Temp Emp - Guidance	\$0.00	\$0.00	\$0.00	0.00
01 2120 233 000 0000 002	Ret- Sub Teach - Guidance	\$0.00	\$0.00	\$0.00	0.00

Account Number	Account Description	Revised Budget	Expended During Month	Expenditures to Date	% of Budget
01 2120 237 000 0000 001	Increased Retirement - Guidance	\$2,393.00	\$204.01	\$406.85	17.00
01 2120 237 000 0000 002	Increased Retirement - Guidance	\$1,025.00	\$81.36	\$162.72	15.88
01 2120 237 019 0000 001	Inc Ret-Guid-COVID19	\$0.00	\$0.00	\$0.00	0.00
01 2120 280 000 0000 001	Health Benefits (HSA) Non-Instr	\$550.00	\$49.15	\$98.31	17.87
01 2120 280 019 0000 001	HSA-NonInstr-COVID19	\$0.00	\$0.00	\$0.00	0.00
01 2120 281 000 0000 001	HSA Deduction - Guidance	\$1,474.00	\$131.69	\$263.38	17.87
01 2120 290 000 0000 001	Other Benefits - Non Instrf - Guidance	\$75.00	\$0.00	\$0.00	0.00
01 2120 291 000 0000 001	Other Benefits-Teach/Prof-Guidance	\$75.00	\$0.00	\$0.00	0.00
01 2120 320 000 0000 002	Professional Ed Services Guidance	\$100.00	\$0.00	\$0.00	0.00
01 2120 330 000 0000 000	Employee Training & Development Services	\$500.00	\$0.00	\$0.00	0.00
01 2120 330 000 0000 002	Employee Training & Development Services	\$500.00	\$0.00	\$0.00	0.00
01 2120 333 000 0000 002	Mileage Paid to Staff Guidance	\$0.00	\$0.00	\$0.00	0.00
01 2120 352 000 0000 001	Other Prof Services - Guidance	\$0.00	\$0.00	\$0.00	0.00
01 2120 580 000 0000 000	Travel Trans, Meals, Hotel Guidance	\$0.00	\$0.00	\$0.00	0.00
01 2120 580 000 0000 001	Travel Trans, Meals, Hotel Guidance	\$500.00	\$0.00	\$0.00	49.98
01 2120 580 000 0000 002	Travel Trans, Meals, Hotel Guidance	\$500.00	\$0.00	\$0.00	0.00
01 2120 580 000 1197 001	Travel Trans, Meals, Hotel Guidance	\$4,000.00	\$69.73	\$69.73	1.74
01 2120 580 000 1199 001	Travel Trans, Meals, Hotel Guidance	\$750.00	\$0.00	\$0.00	0.00
01 2120 610 000 0000 001	Supplies Guidance	\$500.00	\$0.00	\$0.00	0.00
01 2120 610 000 0000 002	Supplies Guidance	\$500.00	\$15.00	\$15.00	3.00
01 2120 610 000 1197 001	General Supplies - Ed Quest Gr	\$750.00	\$0.00	\$0.00	0.00
01 2120 626 000 1197 001	Gasoline - Education Quest Gr	\$250.00	\$0.00	\$0.00	0.00
01 2120 643 000 0000 001	Web/Cloud Based Software Guidance	\$5,000.00	\$4,224.00	\$4,224.00	84.48
01 2120 643 000 0000 002	Web/Cloud Based Software Guidance	\$2,500.00	\$0.00	\$0.00	0.00
2120	Guidance Services	\$211,060.00	\$20,046.25	\$35,729.99	17.17
01 2130 111 000 0000 002	Temp Emp-Teach/Prof-Sub-Health Ser	\$0.00	\$0.00	\$0.00	0.00
01 2130 123 000 0000 001	Temp Emp-Teach/Prof-Sub-Health Ser	\$75.00	\$0.00	\$0.00	0.00
01 2130 123 000 0000 002	Temp Emp-Teach/Prof-Sub-Health Ser	\$75.00	\$0.00	\$0.00	0.00
01 2130 221 000 0000 002	Social Security - Health Services	\$0.00	\$0.00	\$0.00	0.00
01 2130 223 000 0000 001	Social Security - Non Instructional	\$0.00	\$0.00	\$0.00	0.00
01 2130 223 000 0000 002	Social Security - Non Instructional	\$0.00	\$0.00	\$0.00	0.00
01 2130 340 000 0000 002	Other Prof Services - Health	\$350.00	\$0.00	\$0.00	0.00
01 2130 591 000 0000 000	Services Purchased from ESU Health	\$78,995.00	\$78,995.00	\$78,995.00	100.00
01 2130 610 000 0000 000	Supplies Health Services	\$1,000.00	\$0.00	\$0.00	0.00
01 2130 610 000 0000 001	Supplies Health Services	\$1,000.00	\$0.00	\$0.00	0.00
01 2130 610 000 0000 002	Supplies Health Services	\$250.00	\$0.00	\$23.32	9.33

Account Number	Account Description	Revised Budget	Expended During Month	Expenditures to Date	% of Budget
01 2130 610 019 0000 002	Supplies Health Services COVID19	\$0.00	\$0.00	\$0.00	0.00
2130	Health Services	\$81,745.00	\$78,995.00	\$79,018.32	96.66
01 2140 111 000 0000 000	Reg Emp - Teach/Prof - Psych Serv	\$23,192.00	\$1,932.62	\$3,865.24	16.67
01 2140 211 000 0000 000	Group Insurance -Psych Serv	\$6,318.00	\$526.51	\$1,053.02	16.67
01 2140 221 000 0000 000	Social Security -Psychological Serv	\$1,749.00	\$145.31	\$290.62	16.62
01 2140 231 000 0000 000	Retirement -Psychological Services	\$1,705.00	\$142.10	\$284.20	16.67
01 2140 237 000 0000 000	Inc Retirement -Psychological Serv	\$586.00	\$48.80	\$97.60	16.66
01 2140 281 000 0000 000	HSA -Psychological Services	\$0.00	\$0.00	\$0.00	0.00
01 2140 291 000 0000 000	Other Benefits	\$50.00	\$0.00	\$0.00	0.00
01 2140 330 000 0000 000	Emp Trng & Devel Psych Serv	\$100.00	\$250.00	\$250.00	350.00
01 2140 580 000 0000 000	Travel Trans, Meals, Hotel Psych Serv	\$100.00	\$0.00	\$0.00	0.00
01 2140 591 000 0000 000	Services Purchased f ESU Psych	\$0.00	\$0.00	\$0.00	0.00
01 2140 610 000 0000 000	Supplies Psychological Services	\$1,000.00	\$182.00	\$182.00	18.20
01 2140 610 000 0000 002	Supplies Psychological Services	\$250.00	\$0.00	\$0.00	0.00
01 2140 643 000 0000 000	Web/Cloud Based Software Psych	\$500.00	\$0.00	\$0.00	0.00
2140	Psychological Services	\$35,550.00	\$3,227.34	\$6,022.68	17.22
01 2141 111 000 0000 000	Reg Emp-Teach/Prof-Psych Serv-SA	\$64,936.00	\$5,411.36	\$10,822.72	16.67
01 2141 211 000 0000 000	Group Ins -Psychological SPED SA	\$17,691.00	\$1,474.24	\$2,948.48	16.67
01 2141 221 000 0000 000	Soc Security -Psychological SPED SA	\$4,897.00	\$406.84	\$813.69	16.62
01 2141 231 000 0000 000	Retirement -Psychological SPED SA	\$4,775.00	\$397.89	\$795.78	16.67
01 2141 237 000 0000 000	Inc Retirement -Psych SPED SA	\$1,640.00	\$136.64	\$273.28	16.66
01 2141 281 000 0000 000	HSA -Psychological SPED SA	\$0.00	\$0.00	\$0.00	0.00
01 2141 291 000 0000 000	Other Benefits	\$100.00	\$0.00	\$0.00	0.00
01 2141 591 000 0000 001	Services Purchased f ESU Psych	\$500.00	\$0.00	\$0.00	0.00
01 2141 591 000 0000 002	Services Purchased from ESU Psych	\$2,500.00	\$90.00	\$90.00	3.60
2141	Psychological Services - SPED SA	\$97,039.00	\$7,916.97	\$15,743.95	16.22
01 2142 111 005 0000 002	Reg Emp-Teach/Prof-Psych Serv 3-5	\$1,000.00	\$0.00	\$0.00	0.00
01 2142 211 005 0000 002	Group Ins -Psychological SPED 3-5	\$500.00	\$0.00	\$0.00	0.00
01 2142 221 005 0000 002	Soc Sec -Psychological SPED 3-5	\$100.00	\$0.00	\$0.00	0.00
01 2142 231 005 0000 002	Retirement -Psychological SPED 3-5	\$100.00	\$0.00	\$0.00	0.00
01 2142 237 005 0000 002	Inc Retirement -Psych SPED 3-5	\$50.00	\$0.00	\$0.00	0.00
01 2142 281 005 0000 002	HSA -Psychological SPED 3-5	\$0.00	\$0.00	\$0.00	0.00
01 2142 291 005 0000 002	Other - Teach/Prof - Psych Serv - 3-5	\$0.00	\$0.00	\$0.00	0.00
2142	Psychological Services - SPED Age 3-5	\$1,750.00	\$0.00	\$0.00	0.00
01 2143 111 002 0000 002	Reg Emp-Teach/Prof Psych Serv B-2	\$250.00	\$0.00	\$0.00	0.00
01 2143 211 002 0000 002	Group Ins -Psychological SPED B-2	\$50.00	\$0.00	\$0.00	0.00

EXPENDITURE REPORT

October, 2023

Account Number	Account Description	Revised Budget	Expended During Month	Expenditures to Date	% of Budget
01 2143 221 002 0000 002	Soc Sec - Psychological SPED B-2	\$25.00	\$0.00	\$0.00	0.00
01 2143 231 002 0000 002	Retirement -Psychological SPED B-2	\$25.00	\$0.00	\$0.00	0.00
01 2143 237 002 0000 002	Inc Retirement -Psychl SPED B-2	\$0.00	\$0.00	\$0.00	0.00
01 2143 281 002 0000 002	HSA -Psychological SPED B-2	\$0.00	\$0.00	\$0.00	0.00
01 2143 291 002 0000 002	Other Benefits	\$0.00	\$0.00	\$0.00	0.00
2143	Psychological Services - SPED Age B-2	\$350.00	\$0.00	\$0.00	0.00
01 2150 580 000 0000 002	Travel: Exp-Trans, Meals, Hotel Speech	\$0.00	\$0.00	\$0.00	0.00
2150	Speech Pathology & Audiology	\$0.00	\$0.00	\$0.00	0.00
01 2151 111 000 0000 001	Reg Emp - Teach/Prof - SPED	\$9,440.00	\$786.70	\$1,573.40	16.67
01 2151 111 000 0000 002	Reg Emp - Teach/Prof - SPED	\$100,106.00	\$8,403.32	\$16,806.64	16.79
01 2151 111 000 1195 002	Reg Emp - Teach/Prof - SPED	\$0.00	\$0.00	\$0.00	0.00
01 2151 123 000 0000 001	Temp Emp - Teach/Prof - SPED	\$0.00	\$0.00	\$0.00	0.00
01 2151 123 000 0000 002	Temp - Teach/Prof - SPED	\$0.00	\$0.00	\$0.00	0.00
01 2151 123 000 1195 002	Temp Emp - Teach/Prof - SPED	\$0.00	\$0.00	\$0.00	0.00
01 2151 151 000 0000 001	Add'l Comp - Teach/Prof - SPED	\$0.00	\$0.00	\$0.00	0.00
01 2151 151 000 0000 002	Add'l Comp - Teach/Prof - SPED	\$0.00	\$0.00	\$0.00	0.00
01 2151 151 000 1195 002	Add'l Comp - Teach/Prof - SPED	\$0.00	\$0.00	\$0.00	0.00
01 2151 151 000 1212 002	Add'l Comp - Teach/Prof - SPED - West	\$200.00	\$0.00	\$0.00	0.00
01 2151 151 000 1218 002	Add'l Comp - Stuart	\$0.00	\$0.00	\$0.00	0.00
01 2151 151 000 1219 002	Add'l Comp - WC	\$0.00	\$0.00	\$0.00	0.00
01 2151 151 000 1220 002	Add'l Comp - Teach/Prof - SPED	\$0.00	\$0.00	\$0.00	0.00
01 2151 211 000 0000 001	Reg Emp - Teach/Prof - SPED	\$3,538.00	\$294.85	\$589.70	16.67
01 2151 211 000 0000 002	Reg Emp - Teach/Prof - SPED	\$19,062.00	\$1,595.35	\$3,190.70	16.74
01 2151 211 000 1195 002	Reg Emp - Teach/Prof - SPED	\$0.00	\$0.00	\$0.00	0.00
01 2151 221 000 0000 001	Reg Emp - Teach/Prof - SPED	\$703.00	\$58.16	\$116.32	16.55
01 2151 221 000 0000 002	Reg Emp - Teach/Prof - SPED	\$7,268.00	\$604.74	\$1,209.49	16.64
01 2151 221 000 1195 002	Reg Emp - Teach/Prof - SPED	\$0.00	\$0.00	\$0.00	0.00
01 2151 221 000 1211 002	Soc Sec - Travel East	\$0.00	\$0.00	\$0.00	0.00
01 2151 221 000 1212 002	Soc Sec - Travel West	\$50.00	\$0.00	\$0.00	0.00
01 2151 221 000 1218 002	Soc Sec - Stuart	\$0.00	\$0.00	\$0.00	0.00
01 2151 221 000 1219 002	Soc Sec - Wheeler Central	\$0.00	\$0.00	\$0.00	0.00
01 2151 221 000 1220 002	Soc Sec - Travel South	\$0.00	\$0.00	\$0.00	0.00
01 2151 223 000 0000 001	Reg Emp - Teach/Prof - SPED	\$0.00	\$0.00	\$0.00	0.00
01 2151 223 000 0000 002	Reg Emp - Teach/Prof - SPED	\$0.00	\$0.00	\$0.00	0.00
01 2151 223 000 1195 002	Reg Emp - Teach/Prof - SPED	\$0.00	\$0.00	\$0.00	0.00
01 2151 231 000 0000 001	Reg Emp - Teach/Prof - SPED	\$694.00	\$57.85	\$115.70	16.67

Account Number	Account Description	Revised Budget	Expended During Month	Expenditures to Date	% of Budget
01 2151 231 000 0000 002	Reg Emp - Teach/Prof - SPED	\$7,361.00	\$617.88	\$1,235.76	16.79
01 2151 231 000 1195 002	Reg Emp - Teach/Prof - SPED	\$0.00	\$0.00	\$0.00	0.00
01 2151 231 000 1211 002	Ret - Travel East	\$0.00	\$0.00	\$0.00	0.00
01 2151 231 000 1212 002	Ret - Travel West	\$50.00	\$0.00	\$0.00	0.00
01 2151 231 000 1218 002	Ret - Stuart	\$0.00	\$0.00	\$0.00	0.00
01 2151 231 000 1219 002	Ret - Wheeler Central	\$0.00	\$0.00	\$0.00	0.00
01 2151 231 000 1220 002	Ret - Travel South	\$0.00	\$0.00	\$0.00	0.00
01 2151 237 000 0000 001	Reg Emp - Teach/Prof - SPED	\$238.00	\$19.86	\$39.72	16.69
01 2151 237 000 0000 002	Reg Emp - Teach/Prof - SPED	\$2,528.00	\$212.19	\$424.39	16.79
01 2151 237 000 1195 002	Reg Emp - Teach/Prof - SPED	\$0.00	\$0.00	\$0.00	0.00
01 2151 237 000 1211 002	Inc Ret - Teach/Prof - SPED	\$0.00	\$0.00	\$0.00	0.00
01 2151 237 000 1212 002	Inc Ret - Teach/Prof - SPED	\$0.00	\$0.00	\$0.00	0.00
01 2151 237 000 1218 002	Add'l Ret - Stuart	\$0.00	\$0.00	\$0.00	0.00
01 2151 237 000 1219 002	Add'l Ret - WC	\$0.00	\$0.00	\$0.00	0.00
01 2151 237 000 1220 002	Add'l Ret - Travel South	\$0.00	\$0.00	\$0.00	0.00
01 2151 291 000 0000 001	Reg Emp - Teach/Prof - SPED	\$500.00	\$0.00	\$0.00	0.00
01 2151 291 000 0000 002	Reg Emp - Teach/Prof - SPED	\$1,000.00	\$0.00	\$0.00	0.00
01 2151 291 000 1195 002	Reg Emp - Teach/Prof - SPED	\$0.00	\$0.00	\$0.00	0.00
01 2151 291 000 1218 002	Speech Mileage -- Stuart	\$0.00	\$0.00	\$0.00	0.00
01 2151 291 000 1220 002	Speech Mileage -- South	\$0.00	\$0.00	\$0.00	0.00
01 2151 320 000 0000 001	Professional Educational Services Deaf Ed	\$5,000.00	\$379.44	\$1,115.78	22.32
01 2151 320 000 0000 002	Prof Ed Services Speech & Audiology	\$35,000.00	\$4,562.94	\$7,516.58	21.48
01 2151 330 000 0000 002	Employee Training & Development Services	\$250.00	\$0.00	\$0.00	0.00
01 2151 333 000 0000 002	Mileage Paid to Staff	\$250.00	\$0.00	\$0.00	0.00
01 2151 591 000 0000 001	Services Purchased from ESU	\$250.00	\$0.00	\$0.00	0.00
01 2151 591 000 0000 002	Services Purchased from ESU	\$500.00	\$0.00	\$0.00	0.00
01 2151 591 000 1195 002	Services Purchased from ESU St Marys	\$0.00	\$0.00	\$0.00	0.00
01 2151 610 000 0000 001	General Supplies Speech	\$250.00	\$0.00	\$0.00	0.00
01 2151 610 000 0000 002	General Supplies Speech	\$1,000.00	\$325.10	\$325.10	32.51
01 2151 640 000 0000 002	Books & Periodicals	\$0.00	\$0.00	\$0.00	0.00
01 2151 643 000 0000 002	Web/Cloud Based Software Speech	\$0.00	\$199.00	\$199.00	0.00
2151	SPEECH & AUDIOLOGY SPED SA	\$195,238.00	\$18,117.38	\$34,458.28	17.71
01 2152 151 005 1218 002	Add'l Comp - 3-5 - Stuart	\$0.00	\$0.00	\$0.00	0.00
01 2152 151 005 1219 002	Add'l Comp - 3-5 - WC	\$0.00	\$0.00	\$0.00	0.00
01 2152 221 005 1218 002	Soc Sec - 3-5 - Stuart	\$0.00	\$0.00	\$0.00	0.00
01 2152 221 005 1219 002	Soc Sec - 3-5 - WC	\$0.00	\$0.00	\$0.00	0.00

Account Number	Account Description	Revised Budget	Expended During Month	Expenditures to Date	% of Budget
01 2152 231 005 1218 002	Ret - 3-5 - Stuart	\$0.00	\$0.00	\$0.00	0.00
01 2152 231 005 1219 002	Ret - 3-5 - WC	\$0.00	\$0.00	\$0.00	0.00
01 2152 237 005 1218 002	Add'l Ret - 3-5 - Stuart	\$0.00	\$0.00	\$0.00	0.00
01 2152 237 005 1219 002	Add'l Ret - 3-5 - WC	\$0.00	\$0.00	\$0.00	0.00
01 2152 333 005 0000 002	Mileage Paid to Staff 3-5	\$0.00	\$0.00	\$0.00	0.00
2152	Speech Path Services 3-5	\$0.00	\$0.00	\$0.00	0.00
01 2153 151 002 1218 002	Add'l Comp - B-2 - Stuart	\$300.00	\$0.00	\$0.00	0.00
01 2153 151 002 1219 002	Add'l Comp - B-2 - WC	\$0.00	\$0.00	\$0.00	0.00
01 2153 221 002 1218 002	Soc Sec - B-2 - Stuart	\$50.00	\$0.00	\$0.00	0.00
01 2153 221 002 1219 002	Soc Sec - B-2 - WC	\$0.00	\$0.00	\$0.00	0.00
01 2153 231 002 1218 002	Ret - B-2 - Stuart	\$50.00	\$0.00	\$0.00	0.00
01 2153 231 002 1219 002	Ret - B-2 - WC	\$0.00	\$0.00	\$0.00	0.00
01 2153 237 002 1218 002	Add'l Ret - B-2 - Stuart	\$0.00	\$0.00	\$0.00	0.00
01 2153 237 002 1219 002	Add'l Ret - B-2 - WC	\$0.00	\$0.00	\$0.00	0.00
01 2153 333 002 0000 002	Mileage Paid to Staff B-2	\$0.00	\$0.00	\$0.00	0.00
2153	Speech Path Services B-2	\$400.00	\$0.00	\$0.00	0.00
01 2161 320 000 0000 001	Professional Educational Serv OT SA	\$12,000.00	\$1,434.00	\$1,856.73	15.47
01 2161 320 000 0000 002	Professional Educational Serv OT SA	\$60,000.00	\$5,979.42	\$10,629.63	17.72
01 2161 320 000 1195 002	Professional Educational Serv OT SA SM	\$0.00	\$0.00	\$0.00	0.00
01 2161 610 000 0000 002	General Supplies OT	\$0.00	\$42.62	\$42.62	0.00
2161	Occupational Therapy SPED SA	\$72,000.00	\$7,456.04	\$12,528.98	17.40
01 2171 320 000 0000 001	Professional Educational Serv PT SA	\$5,000.00	\$506.25	\$769.50	15.39
01 2171 320 000 0000 002	Professional Educational Serv PT SA	\$6,000.00	\$911.25	\$1,336.50	22.28
01 2171 320 000 1195 002	PT Services St. Marys	\$0.00	\$0.00	\$0.00	0.00
2171	Physical Therapy SPED SA	\$11,000.00	\$1,417.50	\$2,106.00	19.15
01 2181 591 000 0000 001	Services Purchased from ESU Vision	\$4,000.00	\$82.50	\$82.50	2.06
01 2181 591 000 0000 002	Services Purchased from ESU Vision	\$2,000.00	\$0.00	\$0.00	0.00
2181	Vision Services SPED SA	\$6,000.00	\$82.50	\$82.50	1.38
01 2190 580 000 0000 001	Travel Trans, Meals, Hotel Student Other	\$7,500.00	\$0.00	\$0.00	0.00
01 2190 650 000 0000 001	Supplies Tech Related Student Other	\$0.00	\$0.00	\$0.00	0.00
2190	Support Services - Student Other	\$7,500.00	\$0.00	\$0.00	0.00
01 2210 111 000 0000 000	Reg Emp - Teach/Prof - Improv Instr	\$0.00	\$0.00	\$0.00	0.00
01 2210 211 000 0000 000	Group Insurance - Imprv of Instruction	\$0.00	\$0.00	\$0.00	0.00
01 2210 221 000 0000 000	Soc Sec - Imprv of Instruction	\$0.00	\$0.00	\$0.00	0.00
01 2210 231 000 0000 000	Retirement - Imprv of Instruction	\$0.00	\$0.00	\$0.00	0.00
01 2210 237 000 0000 000	Inc Retirement - Imprv of Instruction	\$0.00	\$0.00	\$0.00	0.00

Account Number	Account Description	Revised Budget	Expended During Month	Expenditures to Date	% of Budget
01 2210 281 000 0000 000	HSA- Imprv of Instruction	\$0.00	\$0.00	\$0.00	0.00
01 2210 580 000 0000 000	Travel Trans Meal Improv of Inst	\$0.00	\$0.00	\$0.00	0.00
01 2210 610 000 0000 000	General Supplies Improvement of Instr	\$0.00	\$0.00	\$0.00	0.00
2210	Improvement of Instruction	\$0.00	\$0.00	\$0.00	0.00
01 2211 151 000 0000 001	School Imp	\$250.00	\$0.00	\$0.00	0.00
01 2211 151 000 0000 002	School Imp	\$250.00	\$0.00	\$0.00	0.00
01 2211 221 000 0000 001	Soc Security Teachers School Improv	\$25.00	\$0.00	\$0.00	0.00
01 2211 221 000 0000 002	Soc Security Teachers School Improv	\$25.00	\$0.00	\$0.00	0.00
01 2211 231 000 0000 001	Retirement - School Improvement	\$25.00	\$0.00	\$0.00	0.00
01 2211 231 000 0000 002	Retirement - School Improvement	\$25.00	\$0.00	\$0.00	0.00
01 2211 237 000 0000 001	Increased Retirement - School Improv	\$25.00	\$0.00	\$0.00	0.00
01 2211 237 000 0000 002	Increased Retirement - School Improv	\$25.00	\$0.00	\$0.00	0.00
01 2211 330 000 0000 002	Employee Training School Improv	\$0.00	\$0.00	\$0.00	0.00
01 2211 334 000 0000 000	School Improvement Mileage	\$0.00	\$0.00	\$0.00	0.00
01 2211 580 000 0000 000	Travel Trans, Meals, Hotel Sch Improv	\$3,000.00	\$0.00	\$0.00	34.56
01 2211 643 000 0000 002	Web/Cloud Software Sch Improv	\$0.00	\$0.00	\$0.00	0.00
2211	School Improvement	\$3,650.00	\$0.00	\$0.00	28.41
01 2212 580 000 0000 002	Travel Trans, Meals, Hotel Inst & Curr	\$1,000.00	\$0.00	\$0.00	0.00
2212	Instruction & Curriculum Development	\$1,000.00	\$0.00	\$0.00	0.00
01 2213 330 000 0000 000	Employee Training & Development Services	\$500.00	\$0.00	\$0.00	0.00
01 2213 330 000 0000 001	Employee Training & Development Services	\$250.00	\$25.00	\$25.00	10.00
01 2213 330 000 0000 002	Employee Trng/Develop Serv	\$2,000.00	\$0.00	\$0.00	0.00
01 2213 330 000 1171 001	Employee Training & Development Services	\$0.00	\$0.00	\$0.00	0.00
01 2213 580 000 0000 001	Travel Trans, Meals, Hotel Instr Staff	\$200.00	\$0.00	\$0.00	0.00
01 2213 580 000 0000 002	Travel:Trans, Meals, Hotel Instr Staff	\$0.00	\$0.00	\$114.35	0.00
01 2213 580 000 1190 002	Travel: Exp-Trans, Meals, Hotel	\$0.00	\$0.00	\$0.00	0.00
01 2213 610 000 0000 002	Books & Periodicals Instr Staff Trng	\$0.00	\$0.00	\$0.00	0.00
01 2213 640 000 0000 002	Books & Periodicals Instr Staff Trng	\$0.00	\$0.00	\$0.00	0.00
2213	Instructional Staff Training	\$2,950.00	\$25.00	\$139.35	4.72
01 2220 111 000 0000 001	Reg Emp - Teach/Prof - Library	\$68,765.00	\$5,730.40	\$11,460.80	16.67
01 2220 111 000 0000 002	Reg Emp - Teach/Prof - Library	\$70,490.00	\$5,874.17	\$11,748.34	16.67
01 2220 112 000 0000 001	Reg Emp - Instr Aides - Library	\$0.00	\$0.00	\$0.00	0.00
01 2220 112 000 0000 002	Reg Emp - Instr Aides - Library	\$0.00	\$0.00	\$0.00	0.00
01 2220 112 019 0000 001	Reg Emp-Instr Aides-Library-COVID19	\$0.00	\$0.00	\$0.00	0.00
01 2220 112 019 0000 002	Reg Emp-Instr Aides-Library-COVID19	\$0.00	\$0.00	\$0.00	0.00
01 2220 122 000 0000 001	Temp Emp - Instr Aide - Library	\$0.00	\$0.00	\$0.00	0.00

EXPENDITURE REPORT

October, 2023

Account Number	Account Description	Revised Budget	Expended During Month	Expenditures to Date	% of Budget
01 2220 122 000 0000 002	Temp Emp - Instr Aide - Library	\$0.00	\$0.00	\$0.00	0.00
01 2220 123 000 0000 001	Temp Emp - Teach/Prof - Sub - Library	\$0.00	\$0.00	\$0.00	0.00
01 2220 123 000 0000 002	Temp Emp - Teach/Prof - Sub - Library	\$0.00	\$0.00	\$0.00	0.00
01 2220 132 000 0000 001	Library/Media Services - OT	\$0.00	\$0.00	\$0.00	0.00
01 2220 132 000 0000 002	Library/Media Services - OT	\$0.00	\$0.00	\$0.00	0.00
01 2220 151 000 0000 000	Reg Emp - Teach/Prof - Library	\$0.00	\$0.00	\$0.00	0.00
01 2220 151 000 0000 001	Teach/Prof Add'l Comp - Library	\$250.00	\$0.00	\$76.56	30.62
01 2220 151 000 0000 002	Teach/Prof Add'l Comp - Library	\$250.00	\$0.00	\$0.00	0.00
01 2220 152 000 0000 001	Add'l Comp-Instr Aides-Library	\$0.00	\$0.00	\$0.00	0.00
01 2220 152 000 0000 002	Add'l Comp-Instr Aides-Library	\$0.00	\$0.00	\$0.00	0.00
01 2220 211 000 0000 001	Group Ins - Library/Media	\$21,987.00	\$1,832.27	\$3,664.54	16.67
01 2220 211 000 0000 002	Group Ins - Library/Media	\$18,912.00	\$1,576.00	\$3,152.00	16.67
01 2220 212 000 0000 001	Group Insurance - Instructional Aides	\$0.00	\$0.00	\$0.00	0.00
01 2220 212 000 0000 002	Group Insurance - Instructional Aides	\$5,794.00	\$0.00	\$0.00	0.00
01 2220 212 019 0000 001	Group Ins-Instr Aides-COVID19	\$0.00	\$0.00	\$0.00	0.00
01 2220 212 019 0000 002	Group Ins-Instr Aides-COVID19	\$0.00	\$0.00	\$0.00	0.00
01 2220 220 000 0000 000	Social Security - Library/Media	\$0.00	\$0.00	\$0.00	0.00
01 2220 221 000 0000 001	Social Security - Library/Media	\$5,260.00	\$435.84	\$877.55	16.68
01 2220 221 000 0000 002	Social Security - Library/Media	\$5,299.00	\$441.59	\$883.17	16.67
01 2220 222 000 0000 001	Social Security - Instructional Aides	\$0.00	\$0.00	\$0.00	0.00
01 2220 222 000 0000 002	Social Security - Instructional Aides	\$23.00	\$0.00	\$0.00	0.00
01 2220 222 019 0000 001	Soc Sec-Instr Aides-COVID19	\$0.00	\$0.00	\$0.00	0.00
01 2220 222 019 0000 002	Soc Sec-Instr Aides-COVID19	\$0.00	\$0.00	\$0.00	0.00
01 2220 223 000 0000 000	Temp Emp - Teach/Prof - Sub - Library	\$0.00	\$0.00	\$0.00	0.00
01 2220 223 000 0000 001	Temp Emp - Teach/Prof - Sub - Library	\$1,300.00	\$0.00	\$0.00	0.00
01 2220 223 000 0000 002	Temp Emp - Teach/Prof - Sub - Library	\$1,300.00	\$0.00	\$0.00	0.00
01 2220 230 000 0000 000	Social Security - Sub	\$0.00	\$0.00	\$0.00	0.00
01 2220 231 000 0000 001	Retirement - Library/Media	\$5,056.00	\$421.35	\$848.33	16.78
01 2220 231 000 0000 002	Retirement - Library/Media	\$5,183.00	\$431.92	\$863.84	16.67
01 2220 232 000 0000 001	Retirement - Instructional Aides	\$0.00	\$0.00	\$0.00	0.00
01 2220 232 000 0000 002	Retirement - Instructional Aides	\$798.00	\$0.00	\$0.00	0.00
01 2220 232 019 0000 001	Ret-Instr Aides-COVID19	\$0.00	\$0.00	\$0.00	0.00
01 2220 232 019 0000 002	Ret-Instr Aides-COVID19	\$0.00	\$0.00	\$0.00	0.00
01 2220 233 000 0000 001	Temp Emp - Ret - Sub - Library	\$0.00	\$0.00	\$0.00	0.00
01 2220 237 000 0000 001	Inc Retirement - Library/Media	\$1,736.00	\$144.69	\$291.31	16.78
01 2220 237 000 0000 002	Inc Retirement - Library/Media	\$2,055.00	\$148.33	\$296.65	14.44

Account Number	Account Description	Revised Budget	Expended During Month	Expenditures to Date	% of Budget
01 2220 237 019 0000 001	Inc Ret-Library-COVID19	\$0.00	\$0.00	\$0.00	0.00
01 2220 237 019 0000 002	Inc Ret-Library-COVID19	\$0.00	\$0.00	\$0.00	0.00
01 2220 281 000 0000 000	HSA	\$0.00	\$0.00	\$0.00	0.00
01 2220 281 000 0000 001	HSA	\$0.00	\$0.00	\$0.00	0.00
01 2220 281 000 0000 002	HSA	\$0.00	\$0.00	\$0.00	0.00
01 2220 290 000 0000 000	Other Benefits - Library/Media	\$0.00	\$0.00	\$0.00	0.00
01 2220 291 000 0000 001	Other Benefits - Library/Media	\$0.00	\$0.00	\$0.00	0.00
01 2220 291 000 0000 002	Other Benefits - Library/Media	\$0.00	\$0.00	\$0.00	0.00
01 2220 292 000 0000 001	Other Benefits - Library/Media	\$0.00	\$0.00	\$0.00	0.00
01 2220 292 000 0000 002	Other Benefits - Library/Media	\$0.00	\$0.00	\$0.00	0.00
01 2220 330 000 0000 000	Employee Trng/ Develop Serv Library	\$0.00	\$0.00	\$0.00	0.00
01 2220 610 000 0000 000	Supplies Library	\$500.00	\$0.00	\$0.00	0.00
01 2220 610 000 0000 001	Supplies Library	\$2,500.00	\$0.00	\$98.00	6.36
01 2220 610 000 0000 002	Supplies Library	\$2,500.00	\$0.00	\$0.00	0.00
01 2220 640 000 0000 000	Books & Periodicals Library/Media	\$0.00	\$0.00	\$0.00	0.00
01 2220 640 000 0000 001	Books & Periodicals Library/Media	\$2,500.00	\$0.00	\$75.00	19.51
01 2220 640 000 0000 002	Books & Periodicals Library/Media	\$4,500.00	\$63.98	\$101.55	25.85
01 2220 643 000 0000 001	Web/Cloud Based Software Library	\$1,400.00	\$0.00	\$0.00	0.00
01 2220 643 000 0000 002	Web/Cloud Based Software Library	\$1,700.00	\$0.00	\$0.00	0.00
2220	Library/Media Services	\$230,058.00	\$17,100.54	\$34,437.64	15.64
01 2223 580 000 0000 000	Travel Trans Meals Hotel Audio-Visual	\$0.00	\$0.00	\$0.00	0.00
2223	Audio-Visual Services	\$0.00	\$0.00	\$0.00	0.00
01 2224 382 000 0000 000	Dist Ed & Telecommunications	\$4,000.00	\$0.00	\$0.00	0.00
01 2224 382 000 0000 001	Dist Ed & Telecommunications	\$2,000.00	\$1,000.00	\$1,000.00	50.00
01 2224 382 000 0000 002	Dist Ed & Telecommunications	\$0.00	\$0.00	\$0.00	0.00
01 2224 382 019 0000 000	Dist Ed & Telecommunications COVID	\$750.00	\$59.41	\$118.42	15.79
2224	Educational Television Services	\$6,750.00	\$1,059.41	\$1,118.42	16.57
01 2230 111 000 0000 000	Reg Emp - Teach/Prof - Instr Rel Tech	\$19,760.00	\$856.27	\$1,712.54	8.67
01 2230 114 000 0000 000	Reg Emp - Technical Staff	\$73,866.00	\$6,155.54	\$11,749.00	15.91
01 2230 211 000 0000 000	Group Ins - Instruction Technology	\$6,318.00	\$273.80	\$547.60	8.67
01 2230 214 000 0000 000	Group Ins Technical Staff	\$23,257.00	\$1,938.11	\$3,876.22	16.67
01 2230 221 000 0000 000	Soc Sec - Instruction Technology	\$1,494.00	\$64.76	\$129.52	8.67
01 2230 224 000 0000 000	Social Security - Tech Staff	\$5,372.00	\$447.66	\$852.33	15.87
01 2230 231 000 0000 000	Retirement - Instruction Technology	\$1,453.00	\$62.96	\$125.92	8.67
01 2230 234 000 0000 000	Retirement - Instruction Technology	\$5,431.00	\$452.61	\$863.89	15.91
01 2230 237 000 0000 000	Inc Retirement-Instruction Technology	\$2,364.00	\$177.04	\$339.89	14.38

EXPENDITURE REPORT

October, 2023

Account Number	Account Description	Revised Budget	Expended During Month	Expenditures to Date	% of Budget
01 2230 281 000 0000 000	HSA - Instruction Technology	\$0.00	\$0.00	\$0.00	0.00
01 2230 284 000 0000 000	HSA - Instruction Technology	\$3,105.00	\$277.24	\$554.48	17.86
01 2230 294 000 0000 000	Other Benefits - Technical Staff	\$250.00	\$0.00	\$0.00	0.00
01 2230 352 000 0000 000	Other Professional Services	\$0.00	\$0.00	\$0.00	0.00
01 2230 382 000 0000 000	Dist Ed/Telecomm-Inst Related	\$0.00	\$0.00	\$0.00	0.00
01 2230 580 000 0000 000	TravelTrans, Meals, Hotel Instr Tech	\$0.00	\$0.00	\$0.00	0.00
01 2230 643 000 0000 001	Web/Cloud Based Software Inst Tech	\$500.00	\$0.00	\$0.00	0.00
2230	Instruction-Related Technology	\$143,170.00	\$10,705.99	\$20,751.39	14.49
01 2290 580 000 2190 001	Travel: Expenditures-Trans, Meals, Hotel	\$0.00	\$0.00	\$0.00	0.00
01 2290 580 000 2190 002	Travel: Expenditures-Trans, Meals, Hotel	\$0.00	\$0.00	\$0.00	0.00
01 2290 610 000 0000 001	Supplies Support Services Instr Staff	\$0.00	\$0.00	\$0.00	0.00
01 2290 640 000 0000 000	Books & Periodicals	\$0.00	\$0.00	\$0.00	0.00
01 2290 643 000 0000 000	Web/Cloud Based Software Oth Support Services	\$0.00	\$0.00	\$0.00	0.00
2290	Other Support Services-Instr Staff	\$0.00	\$0.00	\$0.00	0.00
01 2310 310 000 0000 000	Official/Administrative Services	\$1,000.00	\$0.00	\$0.00	0.00
01 2310 330 000 0000 000	Emp Trng/Development Board of Ed	\$1,000.00	\$782.00	\$960.00	96.00
01 2310 340 000 0000 000	Other Prof Services Board of Educ	\$5,000.00	\$0.00	\$0.00	0.00
01 2310 520 000 0000 000	Insurance Alicap	\$35,000.00	\$0.00	\$0.00	0.00
01 2310 521 000 0000 000	Fidelity Bond - Board of Education	\$250.00	\$0.00	\$0.00	0.00
01 2310 540 000 0000 000	Advertising Board of Education	\$10,500.00	\$463.46	\$933.10	8.89
01 2310 580 000 0000 000	Travel Trans, Meals, Hotel Board of Ed	\$500.00	\$0.00	\$0.00	96.80
01 2310 610 000 0000 000	Supplies Board of Education	\$2,000.00	\$0.00	\$0.00	0.00
01 2310 643 000 0000 000	Web Based Software Board of Ed	\$6,000.00	\$0.00	\$0.00	0.00
01 2310 810 000 0000 000	Dues and Fees Board of Education	\$6,500.00	\$0.00	\$850.00	13.08
01 2310 890 000 0000 000	Misc Exp Board of Education	\$0.00	\$0.00	\$0.00	0.00
2310	Board of Education	\$67,750.00	\$1,245.46	\$2,743.10	4.76
01 2320 105 000 0000 000	Superintendent Salary	\$140,000.00	\$11,666.67	\$23,333.34	16.67
01 2320 130 000 0000 000	Executive Admin - OT	\$0.00	\$0.00	\$0.00	0.00
01 2320 155 000 0000 000	Superintendent Add'l Comp	\$0.00	\$0.00	\$0.00	0.00
01 2320 215 000 0000 000	Group Insurance - Superintendent	\$16,558.00	\$1,379.87	\$2,759.74	16.67
01 2320 225 000 0000 000	Social Security - Superintendent	\$10,282.00	\$856.81	\$1,713.62	16.67
01 2320 230 000 0000 000	Retirement - Non-Instructional	\$0.00	\$0.00	\$0.00	0.00
01 2320 235 000 0000 000	Retirement Superintendent	\$10,294.00	\$857.83	\$1,715.66	16.67
01 2320 237 000 0000 000	Inc Retirement - Superintendent	\$3,535.00	\$294.58	\$589.16	16.67
01 2320 285 000 0000 000	Health Benefits (HSA) Superintendent	\$2,007.00	\$196.13	\$392.26	19.54
01 2320 295 000 0000 000	Other Employee Benefits-Supt	\$0.00	\$0.00	\$0.00	0.00

EXPENDITURE REPORT

October, 2023

Account Number	Account Description	Revised Budget	Expended During Month	Expenditures to Date	% of Budget
01 2320 330 000 0000 000	Employee Trng Executive Admin	\$1,000.00	\$391.00	\$480.00	83.00
01 2320 580 000 0000 000	Travel Trans Meals Hotel Exec Adm	\$1,000.00	\$0.00	\$161.31	70.53
01 2320 610 000 0000 000	Supplies Executive Administration	\$1,000.00	\$77.31	\$150.92	15.09
01 2320 643 000 0000 000	Web Based Software Exec Admin	\$0.00	\$0.00	\$0.00	0.00
01 2320 650 000 0000 000	Supplies Tech Related Exec Admin	\$500.00	\$0.00	\$0.00	0.00
01 2320 810 000 0000 000	Dues and Fees Executive Admin	\$100.00	\$0.00	\$80.00	545.00
2320	Executive Administration	\$186,276.00	\$15,720.20	\$31,376.01	17.57
01 2330 317 000 0000 000	Contracted Legal Services	\$15,000.00	\$2,367.50	\$5,222.50	34.82
2330	District Legal Services	\$15,000.00	\$2,367.50	\$5,222.50	34.82
01 2410 110 000 0000 001	Reg Emp - Non-Instr - Principal Office	\$28,904.00	\$3,193.29	\$6,438.32	22.27
01 2410 110 000 0000 002	Reg Emp - Non-Instr - Principal Office	\$28,000.00	\$3,079.49	\$6,084.08	21.73
01 2410 110 019 0000 001	Reg Emp-Non-Instr-Princ Off COVID19	\$0.00	\$0.00	\$0.00	0.00
01 2410 110 019 0000 002	Reg Emp-Non-Instr-Princ Off COVID19	\$0.00	\$0.00	\$0.00	0.00
01 2410 111 000 0000 001	Reg Emp - Teach/Prof - Principal	\$172,189.00	\$14,349.05	\$28,698.10	16.67
01 2410 111 000 0000 002	Reg Emp - Teach/Prof - Principal	\$131,474.00	\$10,956.18	\$21,912.36	16.67
01 2410 111 000 1190 002	Reg Emp - Teach/Prof - Principal - EC	\$0.00	\$0.00	\$0.00	0.00
01 2410 120 000 0000 001	Temp Emp-Non Instr-Principal Office	\$50.00	\$0.00	\$0.00	0.00
01 2410 120 000 0000 002	Temp Emp-Non Instr-Principal Office	\$500.00	\$0.00	\$0.00	0.00
01 2410 130 000 0000 001	Office of the Principal - OT	\$2,500.00	\$0.00	\$402.15	16.09
01 2410 130 000 0000 002	OT Non-Instr - Office of Principal	\$1,000.00	\$77.44	\$266.44	26.64
01 2410 150 000 0000 001	Reg Emp - Non-Instr - Principal Office	\$0.00	\$0.00	\$0.00	0.00
01 2410 150 000 0000 002	Reg Emp - Non-Instr - Principal Office	\$0.00	\$0.00	\$0.00	0.00
01 2410 210 000 0000 001	Group Insurance - Non Instructional	\$1,838.00	\$153.18	\$306.35	16.67
01 2410 210 000 0000 002	Group Insurance - Non Instructional	\$8,477.00	\$706.38	\$1,412.76	16.67
01 2410 210 019 0000 001	Group Ins-NonInstr-COVID19	\$0.00	\$0.00	\$0.00	0.00
01 2410 210 019 0000 002	Group Ins-NonInstr-COVID19	\$0.00	\$0.00	\$0.00	0.00
01 2410 211 000 0000 001	Group Insurance Teach/Prof	\$40,402.00	\$3,366.86	\$6,733.72	16.67
01 2410 211 000 0000 002	Group Insurance Teach/Prof	\$29,055.00	\$2,421.26	\$4,842.52	16.67
01 2410 211 000 1190 002	Group Ins - Office of Princ - PreSchool	\$0.00	\$0.00	\$0.00	0.00
01 2410 220 000 0000 001	Social Security - Non-Instructional	\$2,211.00	\$242.56	\$519.87	23.51
01 2410 220 000 0000 002	Social Security - Non-Instructional	\$1,273.00	\$165.96	\$332.82	26.14
01 2410 220 019 0000 001	Soc Sec-NonInstr Aides-COVID19	\$0.00	\$0.00	\$0.00	0.00
01 2410 220 019 0000 002	Soc Sec-NonInstr-COVID19	\$0.00	\$0.00	\$0.00	0.00
01 2410 221 000 0000 001	Social Security - Principal	\$13,038.00	\$1,081.04	\$2,162.08	16.58
01 2410 221 000 0000 002	Social Security - Principal	\$9,784.00	\$814.01	\$1,627.99	16.64
01 2410 230 000 0000 001	Retirement - Non-Instructional	\$2,125.00	\$234.79	\$502.94	23.67

Account Number	Account Description	Revised Budget	Expended During Month	Expenditures to Date	% of Budget
01 2410 230 000 0000 002	Retirement - Non-Instructional	\$2,059.00	\$232.12	\$466.94	22.68
01 2410 230 019 0000 001	Ret-NonInstr-COVID19	\$0.00	\$0.00	\$0.00	0.00
01 2410 230 019 0000 002	Ret-NonInstr-COVID19	\$0.00	\$0.00	\$0.00	0.00
01 2410 231 000 0000 001	Retirement - Principal	\$12,661.00	\$1,055.06	\$2,110.12	16.67
01 2410 231 000 0000 002	Retirement - Principal	\$9,667.00	\$805.58	\$1,611.17	16.67
01 2410 231 000 1190 002	Retirement - Office of Princ - PreSchool	\$0.00	\$0.00	\$0.00	0.00
01 2410 237 000 0000 001	Increased Retirement - Principal	\$5,078.00	\$442.95	\$897.36	17.67
01 2410 237 000 0000 002	Increased Retirement - Principal	\$4,027.00	\$356.35	\$713.63	17.72
01 2410 237 000 1190 002	Inc Ret - Office of Princ - PreSchool	\$0.00	\$0.00	\$0.00	0.00
01 2410 237 019 0000 001	Inc Ret-Princ-COVID19	\$0.00	\$0.00	\$0.00	0.00
01 2410 237 019 0000 002	Inc Ret-Princ-COVID19	\$0.00	\$0.00	\$0.00	0.00
01 2410 280 000 0000 002	HSA Deduction Non-Instr	\$1,101.00	\$98.32	\$288.36	26.19
01 2410 280 019 0000 002	HSA-NonInstr-COVID19	\$0.00	\$0.00	\$0.00	0.00
01 2410 330 000 0000 000	Empl Training & Development	\$300.00	\$0.00	\$0.00	50.00
01 2410 330 000 0000 001	Empl Training & Development	\$300.00	\$0.00	\$0.00	0.00
01 2410 330 000 0000 002	Empl Training & Development	\$300.00	\$0.00	\$0.00	0.00
01 2410 580 000 0000 000	Travel Trans, Meals, Hotel Principal	\$200.00	\$0.00	\$0.00	0.00
01 2410 580 000 0000 001	Travel Trans, Meals, Hotel Principal	\$200.00	\$0.00	\$131.83	205.87
01 2410 580 000 0000 002	Travel Trans, Meals, Hotel Principal	\$200.00	\$0.00	\$79.55	39.78
01 2410 610 000 0000 000	Supplies Office of Principal	\$750.00	\$27.98	\$27.98	3.73
01 2410 610 000 0000 001	Supplies Office of Principal	\$750.00	\$0.00	\$1,419.41	189.25
01 2410 610 000 0000 002	Supplies Office of the Principal	\$750.00	\$43.96	\$83.60	11.15
01 2410 643 000 0000 000	Web/Cloud Based Software	\$2,500.00	\$0.00	\$0.00	0.00
01 2410 650 000 0000 001	Supplies Technology Related Principal	\$700.00	\$0.00	\$0.00	0.00
01 2410 650 000 0000 002	Supplies Technology Related Principal	\$700.00	\$0.00	\$0.00	0.00
01 2410 810 000 0000 000	Dues & Fees Principal	\$1,000.00	\$0.00	\$0.00	0.00
01 2410 810 000 0000 001	Dues & Fees Principal	\$1,000.00	\$20.00	\$20.00	2.00
01 2410 810 000 0000 002	Dues & Fees Principal	\$1,000.00	\$0.00	\$0.00	0.00
2410	Office of the Principal	\$518,063.00	\$43,923.81	\$90,092.45	17.47
01 2490 111 000 0000 000	Reg Emp - Teach/Prof - Other Admin	\$0.00	\$0.00	\$0.00	0.00
01 2490 111 000 0000 001	Reg Emp - Teach/Prof - Other Admin	\$72,000.00	\$6,000.00	\$12,000.00	16.67
01 2490 111 000 0000 002	Reg Emp - Teach/Prof - Other Admin	\$18,000.00	\$1,500.00	\$3,000.00	16.67
01 2490 211 000 0000 000	Group Ins - Activity/Athletic Director	\$0.00	\$0.00	\$0.00	0.00
01 2490 211 000 0000 001	Soc Sec - Activity/Athletic Director	\$20,218.00	\$1,684.85	\$3,369.70	16.67
01 2490 211 000 0000 002	Soc Sec - Activity/Athletic Director	\$5,055.00	\$421.21	\$842.42	16.67
01 2490 221 000 0000 000	Soc Sec - Activity/Athletic Director	\$0.00	\$0.00	\$0.00	0.00

EXPENDITURE REPORT

October, 2023

Account Number	Account Description	Revised Budget	Expended During Month	Expenditures to Date	% of Budget
01 2490 221 000 0000 001	Soc Sec - Activity/Athletic Director	\$5,469.00	\$437.82	\$875.64	16.01
01 2490 221 000 0000 002	Soc Sec - Activity/Athletic Director	\$1,367.00	\$109.45	\$218.90	16.01
01 2490 231 000 0000 000	Ret - Activity/Athletic Director	\$0.00	\$0.00	\$0.00	0.00
01 2490 231 000 0000 001	Ret - Activity/Athletic Director	\$5,294.00	\$441.16	\$882.33	16.67
01 2490 231 000 0000 002	Ret - Activity/Athletic Director	\$1,323.00	\$110.29	\$220.58	16.67
01 2490 237 000 0000 000	Inc Ret - Activity/Athletic Director	\$0.00	\$0.00	\$0.00	0.00
01 2490 237 000 0000 001	Soc Sec - Activity/Athletic Director	\$1,818.00	\$151.50	\$303.00	16.67
01 2490 237 000 0000 002	Soc Sec - Activity/Athletic Director	\$455.00	\$37.87	\$75.74	16.65
01 2490 330 000 0000 001	Employee Training - AD	\$0.00	\$0.00	\$0.00	0.00
01 2490 580 000 0000 001	Travel: Exp-Trans, Meals, Hotel AD	\$0.00	\$0.00	\$0.00	0.00
01 2490 610 000 0000 001	General Supplies School Admin Other	\$3,000.00	\$87.95	\$103.09	3.44
01 2490 650 000 0000 001	Supplies - Technology Related	\$1,000.00	\$0.00	\$0.00	0.00
2490	Activity/Athletic Director	\$134,999.00	\$10,982.10	\$21,891.40	16.22
01 2510 110 000 0000 000	Reg Emp - Non-Instr - District Office	\$135,491.00	\$10,868.05	\$20,357.81	15.03
01 2510 110 019 0000 000	Reg Emp-NonInstr-DistOff-COVID19	\$0.00	\$0.00	\$0.00	0.00
01 2510 130 000 0000 000	OT Non-Instr - Fiscal Services	\$6,000.00	\$727.80	\$3,496.86	58.28
01 2510 210 000 0000 000	Group Insurance - Non Instructional	\$26,999.00	\$2,249.92	\$4,499.84	16.67
01 2510 210 019 0000 000	Group Ins-NonInstr-COVID19	\$0.00	\$0.00	\$0.00	0.00
01 2510 220 000 0000 000	Social Security - Non-Instructional	\$9,939.00	\$851.00	\$1,752.70	17.63
01 2510 220 019 0000 000	Soc Sec-NonInstr-COVID19	\$0.00	\$0.00	\$0.00	0.00
01 2510 230 000 0000 000	Retirement - Non-Instructional	\$9,962.00	\$852.62	\$1,753.99	17.61
01 2510 230 019 0000 000	Ret-NonInstr-COVID19	\$0.00	\$0.00	\$0.00	0.00
01 2510 237 000 0000 000	Increased Retirement - Fiscal Services	\$3,421.00	\$292.80	\$602.33	17.61
01 2510 237 019 0000 000	Inc Ret-DistOff-COVID19	\$0.00	\$0.00	\$0.00	0.00
01 2510 280 000 0000 000	Health Benefits (HSA) Non-Instr	\$2,201.00	\$196.64	\$393.28	17.87
01 2510 280 019 0000 000	HSA-NonInstr-COVID19	\$0.00	\$0.00	\$0.00	0.00
01 2510 290 000 0000 000	Other Benefits Non-Instructional	\$0.00	\$0.00	\$0.00	0.00
01 2510 315 000 0000 000	Accounting/Auditing Services	\$25,000.00	\$0.00	\$0.00	0.00
01 2510 350 000 0000 000	Technical Services - Oper of Business	\$200.00	\$0.00	\$0.00	0.00
01 2510 350 000 0000 001	Technical Services - Oper of Business	\$200.00	\$90.00	\$90.00	45.00
01 2510 350 000 0000 002	Technical Services - Oper of Business	\$200.00	\$49.00	\$49.00	24.50
01 2510 350 000 1118 001	Technical Services- FCS	\$0.00	\$0.00	\$0.00	0.00
01 2510 382 000 0000 000	Dist Ed & Telecommunications	\$9,000.00	\$444.58	\$887.42	9.86
01 2510 382 000 0000 001	Dist Ed & Telecommunications	\$0.00	\$0.00	\$0.00	0.00
01 2510 382 000 0000 002	Dist Ed & Telecommunications	\$0.00	\$0.00	\$0.00	0.00
01 2510 531 000 0000 000	Postage	\$4,000.00	\$584.73	\$688.50	17.21

Account Number	Account Description	Revised Budget	Expended During Month	Expenditures to Date	% of Budget
01 2510 531 000 0000 001	Postage	\$2,000.00	\$226.64	\$350.23	17.51
01 2510 531 000 0000 002	Postage	\$1,000.00	\$0.00	\$34.26	3.43
01 2510 531 000 1141 002	Postage	\$0.00	\$0.00	\$0.00	0.00
01 2510 610 000 0000 000	Supplies Fiscal Services	\$4,000.00	\$186.89	\$607.90	15.20
01 2510 610 000 0000 001	Supplies Fiscal Services	\$0.00	\$0.00	\$0.00	0.00
01 2510 643 000 0000 000	Web Based Software Fiscal Serv	\$20,000.00	\$0.00	\$136.00	0.68
2510	Fiscal Services	\$259,613.00	\$17,620.67	\$35,700.12	13.75
01 2530 442 000 0000 000	Rentals of Equip & Vehicles	\$13,500.00	\$989.00	\$1,978.00	14.65
01 2530 610 000 0000 000	General Supplies Printing Publishing	\$0.00	\$0.00	\$0.00	0.00
2530	Printing Publishing & Duplicating Serv	\$13,500.00	\$989.00	\$1,978.00	14.65
01 2570 120 000 1196 000	Temp Emp - Pers Services - EHA	\$0.00	\$0.00	\$0.00	0.00
01 2570 220 000 1196 000	Soc Sec - Pers Services - EHA	\$0.00	\$0.00	\$0.00	0.00
01 2570 230 000 1196 000	Ret - Pers Services - EHA	\$0.00	\$0.00	\$0.00	0.00
01 2570 237 000 1196 000	Ret - Pers Services - EHA	\$0.00	\$0.00	\$0.00	0.00
01 2570 330 000 0000 000	Emp Trng & Devel Serv Personnel	\$500.00	\$0.00	\$0.00	0.00
01 2570 330 000 1112 001	Employee Training & Development Services	\$0.00	\$2,000.00	\$2,000.00	0.00
01 2570 580 000 0000 000	Travel Tran Meals Hotel Pers Serv	\$200.00	\$0.00	\$204.44	102.22
01 2570 580 000 0000 002	Travel Tran Meals Hotel Pers Serv	\$200.00	\$0.00	\$0.00	0.00
01 2570 580 000 1190 002	Travel: Exp-Trans, Meals, Hotel	\$0.00	\$0.00	\$0.00	0.00
01 2570 580 000 1196 000	Travel-Trans, Meals, Hotel Wellness	\$0.00	\$0.00	\$0.00	0.00
01 2570 610 000 0000 000	General Supplies Personnel Services	\$2,000.00	\$312.64	\$751.54	37.58
01 2570 610 000 0000 001	General Supplies Personnel Services	\$0.00	\$0.00	\$0.00	0.00
01 2570 610 000 0000 002	General Supplies Personnel Services	\$500.00	\$96.00	\$96.00	19.20
01 2570 610 000 1196 000	General Supplies Wellness Incentive	\$1,000.00	\$0.00	\$0.00	0.00
01 2570 810 000 0000 000	Dues and Fees Personnal Services	\$0.00	\$0.00	\$0.00	0.00
2570	Personnel Services	\$4,400.00	\$2,408.64	\$3,051.98	69.36
01 2580 382 000 0000 000	Distance Education & Telecommunications	\$4,000.00	\$311.95	\$623.90	15.60
2580	Administrative Technology Services	\$4,000.00	\$311.95	\$623.90	15.60
01 2590 110 000 0000 000	Reg Emp - Non-Instr - Other Office	\$14,176.00	\$1,529.95	\$3,038.46	21.43
01 2590 110 019 0000 000	Reg Emp-NonInstr-Other-COVID19	\$0.00	\$0.00	\$0.00	0.00
01 2590 130 000 0000 000	OT Non-Instr Central Services	\$400.00	\$158.82	\$293.32	73.33
01 2590 150 000 0000 000	Reg Emp - Non-Instr - Other Office	\$0.00	\$0.00	\$0.00	0.00
01 2590 210 000 0000 000	Group Ins - Central Services	\$4,238.00	\$353.21	\$706.39	16.67
01 2590 210 019 0000 000	Group Ins-NonInstr-COVID19	\$0.00	\$0.00	\$0.00	0.00
01 2590 220 000 0000 000	Soc Sec - Central Services	\$360.00	\$66.64	\$129.77	36.05
01 2590 220 019 0000 000	Soc Sec-NonInstr-COVID19	\$0.00	\$0.00	\$0.00	0.00

Account Number	Account Description	Revised Budget	Expended During Month	Expenditures to Date	% of Budget
01 2590 230 000 0000 000	Retirement - Central Services	\$1,042.00	\$124.18	\$244.99	23.51
01 2590 230 019 0000 000	Ret-NonInstr-COVID19	\$0.00	\$0.00	\$0.00	0.00
01 2590 237 000 0000 000	Inc Retirement - Central Services	\$358.00	\$42.64	\$84.12	23.50
01 2590 237 019 0000 000	Inc Ret-DistOff-COVID19	\$0.00	\$0.00	\$0.00	0.00
01 2590 280 000 0000 000	HSA	\$550.00	\$49.17	\$98.33	17.88
01 2590 280 019 0000 000	HSA-NonInstr-COVID19	\$0.00	\$0.00	\$0.00	0.00
01 2590 290 000 0000 000	Other Benefit - Non-Instr - Other Office	\$75.00	\$0.00	\$0.00	0.00
2590	Central Services - Other	\$21,199.00	\$2,324.61	\$4,595.38	21.68
01 2610 110 000 0000 000	Reg Emp - Non-Instr - Op of Bldgs	\$1,000.00	\$0.00	\$0.00	0.00
01 2610 110 000 0000 001	Reg Emp - Non-Instr - Op of Bldgs	\$158,309.00	\$16,181.45	\$31,949.24	20.18
01 2610 110 000 0000 002	Reg Emp - Non-Instr - Op of Bldgs	\$107,682.00	\$9,443.71	\$18,516.67	17.20
01 2610 110 019 0000 000	Reg Emp-Op of Bldgs-COVID19	\$0.00	\$0.00	\$0.00	0.00
01 2610 110 019 0000 001	Reg Emp-Op of Bldgs-COVID19	\$0.00	\$0.00	\$0.00	0.00
01 2610 110 019 0000 002	Reg Emp-Op of Bldgs-COVID19	\$0.00	\$0.00	\$0.00	0.00
01 2610 120 000 0000 001	Temp Emp - Non-Instr - Op Bldgs	\$2,000.00	\$0.00	\$0.00	0.00
01 2610 120 000 0000 002	Temp Emp - Non-Instr - Op Bldgs	\$5,000.00	\$686.28	\$1,193.52	23.87
01 2610 122 000 0000 002	Temp Emp Instr Aide Oper of Bldg	\$0.00	\$0.00	\$0.00	0.00
01 2610 130 000 0000 000	Custodial Services - OT	\$0.00	\$0.00	\$0.00	0.00
01 2610 130 000 0000 001	Custodial Services - OT	\$25,000.00	\$2,613.33	\$4,578.19	18.31
01 2610 130 000 0000 002	Custodial Services - OT	\$15,000.00	\$1,637.28	\$2,364.16	15.76
01 2610 150 000 0000 001	Reg Emp - Non-Instr - Other Office	\$0.00	\$0.00	\$0.00	0.00
01 2610 150 000 0000 002	Reg Emp - Non-Instr - Other Office	\$0.00	\$0.00	\$0.00	0.00
01 2610 210 000 0000 000	Group Ins - Operation of Bldgs	\$0.00	\$0.00	\$0.00	0.00
01 2610 210 000 0000 001	Group Insurance - Non Instructional	\$38,626.00	\$4,400.94	\$8,816.03	22.82
01 2610 210 000 0000 002	Group Insurance - Non Instructional	\$33,508.00	\$2,792.30	\$5,584.60	16.67
01 2610 210 019 0000 000	Group Ins-NonInstr-COVID19	\$0.00	\$0.00	\$0.00	0.00
01 2610 210 019 0000 001	Group Ins-NonInstr-COVID19	\$0.00	\$0.00	\$0.00	0.00
01 2610 210 019 0000 002	Group Ins-NonInstr-COVID19	\$0.00	\$0.00	\$0.00	0.00
01 2610 211 000 0000 001	Group Ins Teach/Prof Oper of Bldg	\$0.00	\$0.00	\$0.00	0.00
01 2610 211 000 0000 002	Group Ins Teach/Prof Oper of Bldg	\$0.00	\$0.00	\$0.00	0.00
01 2610 220 000 0000 000	Soc Sec - Operation of Bldgs	\$0.00	\$0.00	\$0.00	0.00
01 2610 220 000 0000 001	Social Security - Non-Instructional	\$12,028.00	\$1,369.98	\$2,656.61	22.09
01 2610 220 000 0000 002	Social Security - Non-Instructional	\$7,721.00	\$850.93	\$1,590.12	20.59
01 2610 220 019 0000 000	Soc Sec-NonInstr-COVID19	\$0.00	\$0.00	\$0.00	0.00
01 2610 220 019 0000 001	Soc Sec-NonInstr-COVID19	\$0.00	\$0.00	\$0.00	0.00
01 2610 220 019 0000 002	Soc Sec-NonInstr-COVID19	\$0.00	\$0.00	\$0.00	0.00

Account Number	Account Description	Revised Budget	Expended During Month	Expenditures to Date	% of Budget
01 2610 221 000 0000 001	Social Security - Operation of Bldgs	\$0.00	\$0.00	\$0.00	0.00
01 2610 221 000 0000 002	Social Security - Operation of Bldgs	\$0.00	\$0.00	\$0.00	0.00
01 2610 222 000 0000 002	Soc Sec - Operation of Bldgs	\$0.00	\$0.00	\$0.00	0.00
01 2610 230 000 0000 000	Ret - Operation of Bldgs	\$0.00	\$0.00	\$0.00	0.00
01 2610 230 000 0000 001	Retirement - Non-Instructional	\$11,557.00	\$1,376.53	\$2,674.62	23.14
01 2610 230 000 0000 002	Retirement - Non-Instructional	\$7,918.00	\$814.77	\$1,535.33	19.39
01 2610 230 019 0000 000	Ret-NonInstr-COVID19	\$0.00	\$0.00	\$0.00	0.00
01 2610 230 019 0000 001	Ret-NonInstr-COVID19	\$0.00	\$0.00	\$0.00	0.00
01 2610 230 019 0000 002	Ret-NonInstr-COVID19	\$0.00	\$0.00	\$0.00	0.00
01 2610 231 000 0000 001	Retirement - Oper of Bldgs	\$0.00	\$0.00	\$0.00	0.00
01 2610 231 000 0000 002	Retirement - Oper of Bldgs	\$0.00	\$0.00	\$0.00	0.00
01 2610 237 000 0000 000	Inc Ret - Operation of Bldgs	\$0.00	\$0.00	\$0.00	0.00
01 2610 237 000 0000 001	Increased Retirement - Oper of Bldgs	\$3,969.00	\$472.71	\$918.47	23.14
01 2610 237 000 0000 002	Increased Retirement - Oper of Bldgs	\$2,719.00	\$279.79	\$527.24	19.39
01 2610 237 019 0000 000	Inc Ret-Princ-COVID19	\$0.00	\$0.00	\$0.00	0.00
01 2610 237 019 0000 001	Inc Ret-Princ-COVID19	\$0.00	\$0.00	\$0.00	0.00
01 2610 237 019 0000 002	Inc Ret-Princ-COVID19	\$0.00	\$0.00	\$0.00	0.00
01 2610 280 000 0000 002	Health Benefits (HSA) Non-Instructional	\$0.00	\$0.00	\$0.00	0.00
01 2610 290 000 0000 000	Other Benefits Non-Instr Oper of Bldg	\$0.00	\$0.00	\$0.00	0.00
01 2610 290 000 0000 001	Other Benefits Non-Instr Oper of Bldg	\$0.00	\$0.00	\$0.00	0.00
01 2610 290 000 0000 002	Other Benefits Non-Instr Oper of Bldg	\$0.00	\$0.00	\$0.00	0.00
01 2610 350 000 0000 001	Technical Services - Oper of Bldgs	\$0.00	\$0.00	\$0.00	0.00
01 2610 350 000 0000 002	Technical Services - Oper of Bldgs	\$0.00	\$0.00	\$0.00	0.00
01 2610 352 000 0000 000	Other Prof Services - Oper of Bldgs	\$500.00	\$0.00	\$80.00	16.00
01 2610 352 000 0000 001	Other Prof Services - Oper of Bldgs	\$2,500.00	\$0.00	\$350.00	14.00
01 2610 352 000 0000 002	Other Prof Services - Oper of Bldgs	\$2,500.00	\$500.00	\$750.00	30.00
01 2610 410 000 0000 000	Water & Sewage	\$7,000.00	\$586.12	\$1,118.37	15.98
01 2610 410 000 0000 001	Water & Sewage	\$27,000.00	\$3,592.34	\$6,483.38	24.01
01 2610 410 000 0000 002	Water & Sewage	\$15,000.00	\$1,259.50	\$2,317.60	15.45
01 2610 442 000 0000 000	Rentals of Equip & Vehicles	\$0.00	\$0.00	\$0.00	0.00
01 2610 520 000 0000 000	Insurance Operation of Bldg	\$140,000.00	\$0.00	\$0.00	0.00
01 2610 520 000 1740 001	Insurance MacBook	\$20,000.00	\$0.00	\$0.00	0.00
01 2610 610 000 0000 000	Supplies Oper of Bldgs	\$12,000.00	\$0.00	\$1,979.96	16.50
01 2610 610 000 0000 001	Supplies Operation of Bldgs	\$60,000.00	\$2,286.83	\$5,244.85	9.21
01 2610 610 000 0000 002	Supplies Operation of Bldgs	\$50,000.00	\$392.79	\$705.69	2.12
01 2610 610 019 0000 000	Supplies Oper of Bldgs COVID 19	\$0.00	\$0.00	\$0.00	0.00

Account Number	Account Description	Revised Budget	Expended During Month	Expenditures to Date	% of Budget
01 2610 621 000 0000 000	Utility Energy Services	\$7,000.00	\$238.51	\$526.89	7.53
01 2610 621 000 0000 001	Utility Energy Services	\$100,000.00	\$8,550.28	\$16,968.12	16.97
01 2610 621 000 0000 002	Utility Energy Services	\$90,000.00	\$7,922.03	\$15,675.64	17.42
01 2610 622 000 0000 000	Electricity	\$300.00	\$0.00	\$0.00	0.00
2610	Operation of Buildings	\$965,837.00	\$68,248.40	\$135,105.30	14.05
01 2620 110 000 0000 000	Reg Emp - Non-Instr - Maint of Bldgs	\$20,000.00	\$0.00	\$0.00	0.00
01 2620 150 000 0000 000	Reg Emp - Non-Instr - Maint of Bldgs	\$0.00	\$0.00	\$0.00	0.00
01 2620 210 000 0000 000	Group Ins - Maintenance of Bldgs	\$0.00	\$0.00	\$0.00	0.00
01 2620 220 000 0000 000	Social Security - Maint of Bldgs	\$1,530.00	\$0.00	\$0.00	0.00
01 2620 230 000 0000 000	Ret - Maintenance of Bldgs	\$1,800.00	\$0.00	\$0.00	0.00
01 2620 237 000 0000 000	Inc Ret - Maintenance of Bldgs	\$200.00	\$0.00	\$0.00	0.00
01 2620 290 000 0000 000	Other Prof Services-Maint of Bldgs	\$0.00	\$0.00	\$0.00	0.00
01 2620 350 000 0000 001	Technical Services - Maint of Bldgs	\$500.00	\$0.00	\$5,305.00	1,061.00
01 2620 350 000 0000 002	Technical Services - Maint of Bldgs	\$500.00	\$0.00	\$165.00	33.00
01 2620 352 000 0000 000	Other Prof Services-Maint of Bldgs	\$500.00	\$0.00	\$2,835.00	567.00
01 2620 352 000 0000 001	Other Prof Services Maint of Bldg	\$35,000.00	\$6,029.00	\$6,199.00	17.71
01 2620 352 000 0000 002	Other Prof Services - Maint of Bldgs	\$40,000.00	\$4,328.00	\$5,178.00	12.95
01 2620 442 000 0000 000	Rentals of Equip & Vehicles	\$3,000.00	\$0.00	\$0.00	0.00
01 2620 610 000 0000 000	Supplies Maint of Bldgs	\$2,000.00	\$0.00	\$0.00	0.00
01 2620 610 000 0000 001	Supplies Maint of Bldgs	\$30,000.00	\$7,019.30	\$9,778.91	32.60
01 2620 610 000 0000 002	Supplies Maint of Bldgs	\$25,000.00	\$7,392.56	\$8,533.65	34.13
01 2620 733 000 0000 001	Furniture & Fixtures (>\$5,000)	\$0.00	\$0.00	\$0.00	0.00
01 2620 733 000 0000 002	Furniture & Fixtures (>\$5,000)	\$0.00	\$0.00	\$0.00	0.00
01 2620 739 000 0000 000	Other Equipment	\$0.00	\$8,014.40	\$8,014.40	0.00
2620	Maintenance of Buildings	\$160,030.00	\$32,783.26	\$46,008.96	28.75
01 2630 352 000 0000 000	Other Professional Services	\$0.00	\$0.00	\$0.00	0.00
01 2630 352 000 0000 001	Other Prof Services Care of Grounds	\$0.00	\$0.00	\$0.00	0.00
01 2630 420 000 0000 000	Care & Upkeep of Grounds	\$60,000.00	\$7,210.00	\$14,585.00	24.31
01 2630 420 000 0000 001	Care & Upkeep of Grounds	\$0.00	\$0.00	\$0.00	0.00
01 2630 610 000 0000 000	Supplies Care & Upkeep of Grounds	\$10,000.00	\$3,208.00	\$3,208.00	32.08
01 2630 610 000 0000 001	Supplies Care & Upkeep of Grounds	\$0.00	\$0.00	\$0.00	0.00
2630	Care & Upkeep of Grounds	\$70,000.00	\$10,418.00	\$17,793.00	25.42
01 2650 350 000 9003 000	Repairs & Maint Services Skid Loader	\$500.00	\$0.00	\$0.00	0.00
01 2650 350 000 9012 001	Repairs & Maint Services #12 Cust	\$500.00	\$0.00	\$0.00	0.00
01 2650 350 000 9013 002	Repairs & Maint Services #13 Cust	\$500.00	\$0.00	\$0.00	0.00
01 2650 352 000 0000 000	Other Prof Services Vehicle Oper	\$0.00	\$0.00	\$0.00	0.00

Account Number	Account Description	Revised Budget	Expended During Month	Expenditures to Date	% of Budget
01 2650 352 000 9013 002	Other Prof Services Vehicle Maint	\$0.00	\$26.00	\$26.00	0.00
01 2650 520 000 0000 000	Insurance - Vehicle Oper	\$250.00	\$0.00	\$0.00	0.00
01 2650 520 000 0000 001	Insurance Vehicle Operation	\$975.00	\$0.00	\$0.00	0.00
01 2650 520 000 0000 002	Insurance Vehicle Operation	\$950.00	\$0.00	\$0.00	0.00
01 2650 610 000 9003 000	General Supplies Skid Loader	\$500.00	\$0.00	\$0.00	0.00
01 2650 610 000 9012 001	General Supplies Veh Operation	\$500.00	\$0.00	\$0.00	0.00
01 2650 610 000 9013 002	General Supplies Elem PU	\$500.00	\$29.00	\$29.00	5.80
01 2650 626 000 0000 000	Gasoline Custodial	\$0.00	\$77.65	\$77.65	0.00
01 2650 626 000 9003 000	Gasoline - Skid Loader	\$750.00	\$0.00	\$100.86	13.45
01 2650 626 000 9003 001	Gasoline Skid Loader	\$250.00	\$0.00	\$0.00	0.00
01 2650 626 000 9012 001	Gasoline Veh Oper #12 HS PU (Cust)	\$1,000.00	\$0.00	\$107.85	10.79
01 2650 626 000 9013 002	Gasoline Veh Oper #13 PU (Cust)	\$250.00	\$0.00	\$0.00	0.00
2650	Vehicle Operation, Maint & Purchasing	\$7,425.00	\$132.65	\$341.36	4.60
01 2660 352 000 0000 000	Other Professional Services Security	\$0.00	\$0.00	\$0.00	0.00
01 2660 352 000 0000 002	Other Prof Services Security	\$0.00	\$0.00	\$0.00	0.00
01 2660 610 000 0000 000	Supplies Security	\$200.00	\$0.00	\$0.00	0.00
01 2660 610 000 0000 002	Supplies Security	\$200.00	\$0.00	\$0.00	0.00
01 2660 643 000 0000 000	Web/Cloud Based Software	\$2,800.00	\$0.00	\$0.00	0.00
2660	Security	\$3,200.00	\$0.00	\$0.00	0.00
01 2670 330 000 0000 000	Empl Trng/Development Safety	\$0.00	\$0.00	\$0.00	0.00
01 2670 340 000 0000 000	Other Professional Services-Safety	\$0.00	\$0.00	\$0.00	0.00
01 2670 350 000 0000 001	Technical Services Safety	\$0.00	\$0.00	\$0.00	0.00
01 2670 352 000 0000 000	Other Prof Services Safety	\$750.00	\$0.00	\$0.00	0.00
01 2670 352 000 0000 001	Other Prof Services Safety	\$2,000.00	\$90.00	\$90.00	4.50
01 2670 352 000 0000 002	Other Prof Services Safety	\$600.00	\$0.00	\$0.00	0.00
01 2670 382 000 0000 001	Dist Ed & Telecommunications Safety	\$350.00	\$0.00	\$49.82	14.23
01 2670 382 000 0000 002	Dist Ed & Telecommunications Safety	\$900.00	\$75.54	\$151.08	16.79
01 2670 580 000 0000 000	Travel Trans, Meals, Hotel Safety	\$0.00	\$0.00	\$0.00	0.00
01 2670 610 000 0000 000	Supplies Safety	\$500.00	\$0.00	\$201.10	40.22
01 2670 610 000 0000 001	Supplies Safety	\$500.00	\$9.99	\$9.99	2.00
01 2670 610 000 0000 002	General Supplies Safety	\$500.00	\$0.00	\$0.00	0.00
2670	Safety	\$6,100.00	\$175.53	\$501.99	8.23
01 2710 110 000 0000 002	Van Driver Non Sped	\$0.00	\$0.00	\$0.00	0.00
01 2710 110 000 9102 001	Bus Driver - Yellow	\$0.00	\$0.00	\$52.60	0.00
01 2710 120 000 9101 000	Bus Driver - Coach	\$10,000.00	\$463.20	\$2,099.80	21.00
01 2710 120 000 9101 001	Bus Driver - Coach	\$0.00	\$1,900.00	\$1,900.00	0.00

Account Number	Account Description	Revised Budget	Expended During Month	Expenditures to Date	% of Budget
01 2710 120 000 9101 002	Bus Driver - Coach	\$0.00	\$110.00	\$110.00	0.00
01 2710 120 000 9102 000	Bus Driver - Yellow	\$15,000.00	\$0.00	\$700.00	4.67
01 2710 120 000 9102 001	Bus Driver - Yellow	\$0.00	\$795.00	\$795.00	0.00
01 2710 120 000 9102 002	Bus Driver - Yellow	\$0.00	\$0.00	\$0.00	0.00
01 2710 130 000 9101 000	OT Bus Driver - Coach	\$0.00	\$0.00	\$210.00	0.00
01 2710 130 000 9101 001	OT Bus Driver - Coach	\$0.00	\$0.00	\$0.00	0.00
01 2710 130 000 9101 002	OT Bus Driver - Coach	\$0.00	\$0.00	\$0.00	0.00
01 2710 130 000 9102 000	OT Bus Driver - Yellow	\$0.00	\$0.00	\$0.00	0.00
01 2710 130 000 9102 001	OT Bus Driver - Yellow	\$0.00	\$0.00	\$0.00	0.00
01 2710 130 000 9102 002	OT Bus Driver - Yellow	\$0.00	\$0.00	\$0.00	0.00
01 2710 150 000 9101 000	Add'l Comp Bus Driver - Coach	\$0.00	\$0.00	\$0.00	0.00
01 2710 150 000 9101 001	Add'l Comp Bus Driver - Coach	\$0.00	\$530.00	\$685.00	0.00
01 2710 150 000 9101 002	Add'l Comp Bus Driver - Coach	\$0.00	\$0.00	\$0.00	0.00
01 2710 150 000 9102 000	Add'l Comp Bus Driver - Yellow	\$0.00	\$0.00	\$0.00	0.00
01 2710 150 000 9102 001	Add'l Comp Bus Driver - Yellow	\$0.00	\$195.00	\$330.00	0.00
01 2710 150 000 9102 002	Add'l Comp Bus Driver - Yellow	\$0.00	\$0.00	\$0.00	0.00
01 2710 151 000 9101 001	Add'l Comp Bus Driver - Coach	\$0.00	\$0.00	\$0.00	0.00
01 2710 151 000 9102 001	Add'l Comp Bus Driver - Yellow	\$0.00	\$0.00	\$0.00	0.00
01 2710 210 000 0000 002	Social Security - Activity	\$1,900.00	\$0.00	\$0.00	0.00
01 2710 220 000 0000 002	Social Security - Activity	\$0.00	\$0.00	\$0.00	0.00
01 2710 220 000 9101 000	Soc Sec Bus Driver - Coach	\$0.00	\$35.36	\$176.63	0.00
01 2710 220 000 9101 001	Soc Sec Bus Driver - Coach	\$0.00	\$185.91	\$197.77	0.00
01 2710 220 000 9101 002	Soc Sec Bus Driver - Coach	\$0.00	\$8.42	\$8.42	0.00
01 2710 220 000 9102 000	Soc Sec Bus Driver - Yellow	\$0.00	\$0.00	\$53.55	0.00
01 2710 220 000 9102 001	Soc Sec Bus Driver - Yellow	\$0.00	\$75.70	\$90.08	0.00
01 2710 220 000 9102 002	Soc Sec Bus Driver - Yellow	\$0.00	\$0.00	\$0.00	0.00
01 2710 221 000 9101 001	Soc Sec Bus Driver - Coach	\$0.00	\$0.00	\$0.00	0.00
01 2710 221 000 9102 001	Soc Sec Bus Driver - Yellow	\$0.00	\$0.00	\$0.00	0.00
01 2710 230 000 0000 002	Social Security - Activity	\$0.00	\$0.00	\$0.00	0.00
01 2710 230 000 9101 000	Ret Bus Driver - Coach	\$0.00	\$12.57	\$12.57	0.00
01 2710 230 000 9101 001	Ret Bus Driver - Coach	\$0.00	\$38.97	\$50.37	0.00
01 2710 230 000 9101 002	Ret Bus Driver - Coach	\$0.00	\$0.00	\$0.00	0.00
01 2710 230 000 9102 000	Ret Bus Driver - Yellow	\$0.00	\$0.00	\$0.00	0.00
01 2710 230 000 9102 001	Ret Bus Driver - Yellow	\$0.00	\$14.34	\$28.14	0.00
01 2710 230 000 9102 002	Ret Bus Driver - Yellow	\$0.00	\$0.00	\$0.00	0.00
01 2710 231 000 9101 001	Ret Bus Driver - Coach	\$0.00	\$0.00	\$0.00	0.00

Account Number	Account Description	Revised Budget	Expended During Month	Expenditures to Date	% of Budget
01 2710 231 000 9102 001	Ret Bus Driver - Yellow	\$0.00	\$0.00	\$0.00	0.00
01 2710 237 000 0000 002	Increased Retirement -Vehicle Oper	\$0.00	\$0.00	\$0.00	0.00
01 2710 237 000 9101 000	Inc Ret Bus Driver - Coach	\$0.00	\$4.32	\$4.32	0.00
01 2710 237 000 9101 001	Inc Ret Bus Driver - Coach	\$0.00	\$13.38	\$17.29	0.00
01 2710 237 000 9101 002	Inc Ret Bus Driver - Coach	\$0.00	\$0.00	\$0.00	0.00
01 2710 237 000 9102 000	Inc Ret Bus Driver - Yellow	\$0.00	\$0.00	\$0.00	0.00
01 2710 237 000 9102 001	Inc Ret Bus Driver - Yellow	\$0.00	\$4.92	\$9.67	0.00
01 2710 237 000 9102 002	Inc Ret Bus Driver - Yellow	\$0.00	\$0.00	\$0.00	0.00
01 2710 330 000 0000 000	Emp Trng Vehicle Operation	\$1,250.00	\$255.00	\$1,264.00	101.12
01 2710 330 000 9001 000	Emp Trng Vehicle Operation	\$0.00	\$0.00	\$0.00	0.00
01 2710 330 000 9018 000	Emp Trng Vehicle Operation	\$0.00	\$0.00	\$0.00	0.00
01 2710 332 000 0000 001	Mileage Paid to Parents	\$60,000.00	\$4,520.47	\$6,551.23	10.92
01 2710 332 000 0000 002	Mileage Paid to Parents	\$65,000.00	\$4,521.38	\$5,986.18	9.21
01 2710 332 000 2751 001	Mileage Paid to Parents - Option	\$1,000.00	\$248.28	\$365.89	36.59
01 2710 332 000 2751 002	Mileage Paid to Parents - Option	\$5,000.00	\$201.61	\$313.62	6.27
01 2710 340 000 0000 000	Other Prof Services Vehicle Oper	\$1,500.00	\$0.00	\$329.50	21.97
01 2710 340 000 0000 001	Other Prof Services Vehicle Oper	\$0.00	\$0.00	\$295.00	0.00
01 2710 350 000 0000 000	Technical Services Vehicle Operation	\$50.00	\$0.00	\$0.00	0.00
01 2710 350 000 0000 001	Technical Services Vehicle Oper	\$0.00	\$173.50	\$347.00	0.00
01 2710 442 000 0000 001	Rentals of Equip & Vehicles	\$900.00	\$0.00	\$0.00	0.00
01 2710 442 000 9101 000	Rentals of Vehicles - Coach Bus	\$33,750.00	\$0.00	\$0.00	0.00
01 2710 442 000 9101 001	Rentals of Equip & Vehicles-Coach Bus	\$0.00	\$3,600.00	\$7,200.00	0.00
01 2710 442 000 9102 000	Rentals of Vehicles - Yellow Bus	\$19,800.00	\$0.00	\$0.00	0.00
01 2710 442 000 9102 001	Rentals of Equip & Vehicles Yellow Bus	\$0.00	\$2,250.00	\$4,500.00	0.00
01 2710 520 000 0000 000	Insurance Vehicle Oper Reg Ed	\$16,000.00	\$0.00	\$0.00	0.00
01 2710 520 000 9101 000	Insurance Vehicle - Coach Bus	\$0.00	\$0.00	\$0.00	0.00
01 2710 520 000 9102 000	Insurance Vehicle - Yellow Bus	\$0.00	\$0.00	\$0.00	0.00
01 2710 580 000 0000 001	Travel Trans Meals Vehicle Oper	\$0.00	\$0.00	\$0.00	0.00
01 2710 626 000 0000 000	Gasoline	\$1,000.00	\$0.00	\$0.00	0.00
01 2710 626 000 0000 001	Gasoline	\$14,000.00	\$978.34	\$1,598.89	11.42
01 2710 626 000 0000 002	Gasoline	\$1,000.00	\$14.30	\$14.30	1.43
01 2710 626 000 1197 001	Gasoline	\$100.00	\$0.00	\$0.00	0.00
01 2710 626 000 1199 001	Gasoline	\$100.00	\$0.00	\$0.00	0.00
01 2710 626 000 9000 001	Gasoline - Activity Bus	\$0.00	\$0.00	\$0.00	0.00
01 2710 626 000 9101 001	Gasoline Coach Bus	\$8,000.00	\$1,480.44	\$2,350.80	29.39
01 2710 626 000 9102 001	Gasoline Yellow Bus	\$8,000.00	\$781.49	\$1,338.54	16.73

EXPENDITURE REPORT

October, 2023

Account Number	Account Description	Revised Budget	Expended During Month	Expenditures to Date	% of Budget
01 2710 732 000 0000 000	Vehicle Acquisition Reg Ed	\$0.00	\$0.00	\$0.00	0.00
2710	Vehicle Operation Reg Education	\$263,350.00	\$23,411.90	\$39,986.16	15.18
01 2712 110 000 9001 000	Reg Emp-Non-Instr-Veh Op-SA SPED	\$0.00	\$0.00	\$0.00	0.00
01 2712 110 000 9001 001	Reg Emp-Non-Instr-Veh Op-SA SPED	\$0.00	\$0.00	\$0.00	0.00
01 2712 110 000 9001 002	Reg Emp-Non-Instr-Veh Op-SA SPED	\$0.00	\$738.04	\$1,241.54	0.00
01 2712 110 000 9008 000	Reg Emp-Non-Instr-Veh Op-SA SPED	\$0.00	\$0.00	\$0.00	0.00
01 2712 110 000 9008 002	Reg Emp-Non-Instr-Veh Op-SA SPED	\$2,500.00	\$879.23	\$1,686.61	67.46
01 2712 110 000 9018 000	Reg Emp-Non-Instr-Veh Op-SA SPED	\$31,000.00	\$0.00	\$0.00	0.00
01 2712 110 000 9018 001	Reg Emp-Non-Instr-Veh Op-SA SPED	\$0.00	\$2,370.98	\$4,819.22	0.00
01 2712 110 000 9018 002	Reg Emp-Non-Instr-Veh Op-SA SPED	\$0.00	\$0.00	\$0.00	0.00
01 2712 110 019 9018 000	Reg Emp-Veh Oper-COVID19	\$0.00	\$0.00	\$0.00	0.00
01 2712 120 000 9001 002	Reg Emp-Non-Instr-Veh Op-SA SPED	\$0.00	\$159.53	\$159.53	0.00
01 2712 120 000 9008 002	Temp Emp-Non-Instr-Veh Op-SA SPED	\$0.00	\$130.00	\$130.00	0.00
01 2712 120 000 9009 000	Temp Emp-Non Inst-Veh-SA SPED	\$0.00	\$0.00	\$0.00	0.00
01 2712 120 000 9018 000	Reg Emp-Non-Instr-Veh Op-SA SPED	\$0.00	\$0.00	\$0.00	0.00
01 2712 120 000 9018 001	Temp-Non-Instr-Veh Op-SA SPED	\$0.00	\$520.00	\$520.00	0.00
01 2712 130 000 9008 002	OT Reg Emp-Non-Instr-Veh Op-SA SPED	\$0.00	\$0.00	\$0.00	0.00
01 2712 130 000 9018 000	OT-Non Inst-Veh Oper-SA SPED	\$750.00	\$99.76	\$99.76	13.30
01 2712 210 000 9001 001	Social Security - Non Instr - SA SPED	\$0.00	\$0.00	\$0.00	0.00
01 2712 210 000 9008 000	Ins--Non-Instr-Veh Op-SA SPED	\$0.00	\$0.00	\$0.00	0.00
01 2712 210 000 9008 002	Ins--Non-Instr-Veh Op-SA SPED	\$1,000.00	\$314.13	\$618.16	61.82
01 2712 210 000 9018 000	Group Ins - Van Driver SPED SA	\$14,000.00	\$0.00	\$0.00	0.00
01 2712 210 000 9018 001	Group Ins-Non Inst-Veh SA SPED	\$0.00	\$1,169.04	\$2,409.53	0.00
01 2712 210 000 9018 002	Group Ins-Non Inst-Veh SA SPED	\$0.00	\$0.00	\$0.00	0.00
01 2712 210 019 9018 000	Group Ins-NonInstr-COVID19	\$0.00	\$0.00	\$0.00	0.00
01 2712 220 000 9001 000	Social Security - Non Instr - SA SPED	\$0.00	\$0.00	\$0.00	0.00
01 2712 220 000 9001 001	Social Security - Non Instr - SA SPED	\$0.00	\$0.00	\$0.00	0.00
01 2712 220 000 9001 002	Social Security - Non Instr - SA SPED	\$0.00	\$68.65	\$107.16	0.00
01 2712 220 000 9008 000	Soc Sec-Non-Instr-Veh Op-SA SPED	\$0.00	\$0.00	\$0.00	0.00
01 2712 220 000 9008 002	Soc Sec-Non-Instr-Veh Op-SA SPED	\$0.00	\$77.19	\$138.96	0.00
01 2712 220 000 9009 000	Social Security - Non-Instructional	\$0.00	\$0.00	\$0.00	0.00
01 2712 220 000 9018 000	Soc Sec - Van Driver SPED SA	\$2,400.00	\$7.64	\$7.64	0.32
01 2712 220 000 9018 001	Soc Sec-Non Inst-Veh SA SPED	\$0.00	\$171.49	\$310.66	0.00
01 2712 220 000 9018 002	Soc Sec-Non Instr SA SPED	\$0.00	\$0.00	\$0.00	0.00
01 2712 220 019 9018 000	Soc Sec-NonInstr-COVID19	\$0.00	\$0.00	\$0.00	0.00
01 2712 230 000 9001 000	Social Security - Non Instr - SA Sped	\$0.00	\$0.00	\$0.00	0.00

EXPENDITURE REPORT

October, 2023

Account Number	Account Description	Revised Budget	Expended During Month	Expenditures to Date	% of Budget
01 2712 230 000 9001 001	Social Security - Non Instr - SA SPED	\$0.00	\$0.00	\$0.00	0.00
01 2712 230 000 9001 002	Retirement-Non Instr Aides Veh SA Sped	\$0.00	\$11.73	\$11.73	0.00
01 2712 230 000 9008 000	Ret-Non-Instr-Veh Op-SA SPED	\$0.00	\$0.00	\$0.00	0.00
01 2712 230 000 9008 002	Ret-Non-Instr-Veh Op-SA SPED	\$0.00	\$64.64	\$124.01	0.00
01 2712 230 000 9018 000	Ret - Van Driver SPED SA	\$3,100.00	\$7.34	\$7.34	0.24
01 2712 230 000 9018 001	Ret-Non Inst-Veh SA SPED	\$0.00	\$174.34	\$326.75	0.00
01 2712 230 000 9018 002	Retirement Non Inst SA SPED	\$0.00	\$0.00	\$0.00	0.00
01 2712 230 019 9018 000	Ret-NonInstr-COVID19	\$0.00	\$0.00	\$0.00	0.00
01 2712 237 000 9001 000	Increased Retire - Non Instr - SA Sped	\$0.00	\$0.00	\$0.00	0.00
01 2712 237 000 9001 001	Social Security - Non Instr - SA SPED	\$0.00	\$0.00	\$0.00	0.00
01 2712 237 000 9001 002	Incr Ret-Non Instr Aides SA Sped	\$0.00	\$4.03	\$4.03	0.00
01 2712 237 000 9008 000	Inc Rett-Non-Instr-Veh Op-SA SPED	\$0.00	\$0.00	\$0.00	0.00
01 2712 237 000 9008 002	Inc Rett-Non-Instr-Veh Op-SA SPED	\$0.00	\$22.20	\$42.59	0.00
01 2712 237 000 9018 000	Increased Retirement Veh Oper SPED	\$0.00	\$2.52	\$2.52	0.00
01 2712 237 000 9018 001	Ret Inc-Non Inst-Veh SA SPED	\$0.00	\$59.87	\$112.19	0.00
01 2712 237 000 9018 002	Increased Retirement Veh Oper SPED	\$0.00	\$0.00	\$0.00	0.00
01 2712 237 019 9018 000	Inc Ret-Princ-COVID19	\$0.00	\$0.00	\$0.00	0.00
01 2712 290 000 9018 000	Other Benefits-Non Instr SA SPED	\$0.00	\$0.00	\$0.00	0.00
01 2712 330 000 0000 000	Employee Trng & Dev Services SA SPED	\$500.00	\$0.00	\$0.00	0.00
01 2712 330 000 0000 002	Employee Trng & Dev Services SA SPED	\$0.00	\$0.00	\$0.00	0.00
01 2712 330 000 9001 000	Employee Training & Development Services	\$0.00	\$0.00	\$0.00	0.00
01 2712 330 000 9018 000	Employee Training & Development Services	\$0.00	\$0.00	\$0.00	0.00
01 2712 332 000 0000 002	Mileage Paid to Parents - SPED	\$0.00	\$0.00	\$0.00	0.00
01 2712 350 000 0000 000	Technical Services Vehicle Oper SPED	\$0.00	\$0.00	\$0.00	0.00
01 2712 520 000 9001 000	Insurance SA SPED Bus	\$325.00	\$0.00	\$0.00	0.00
01 2712 520 000 9001 002	Insurance SA SPED Bus	\$0.00	\$0.00	\$0.00	0.00
01 2712 520 000 9008 002	Insurance SA SPED Mini Van	\$775.00	\$0.00	\$0.00	0.00
01 2712 520 000 9018 000	Insurance SPED 2017 Ford HC Van	\$1,200.00	\$0.00	\$0.00	0.00
01 2712 580 000 0000 000	Travel Exp - Vehicle Operations	\$100.00	\$0.00	\$0.00	0.00
01 2712 580 000 0000 002	Travel Exp - SA SPED	\$100.00	\$0.00	\$0.00	0.00
01 2712 626 000 9001 000	Gasoline SPED SA	\$200.00	\$0.00	\$0.00	0.00
01 2712 626 000 9001 001	Gasoline	\$200.00	\$0.00	\$0.00	0.00
01 2712 626 000 9001 002	Gasoline	\$500.00	\$53.46	\$111.94	22.39
01 2712 626 000 9008 002	Gasoline	\$500.00	\$218.01	\$386.46	77.29
01 2712 626 000 9018 000	Gasoline	\$3,000.00	\$225.32	\$225.32	7.51
01 2712 626 000 9018 001	Gasoline HC Van	\$0.00	\$0.00	\$184.17	0.00

Account Number	Account Description	Revised Budget	Expended During Month	Expenditures to Date	% of Budget
2712	Vehicle Operation-School Age SPED	\$62,150.00	\$7,549.14	\$13,787.82	22.18
01 2713 110 005 0000 002	Reg Emp-Non-Instr Veh Op-0-5 SPED	\$0.00	\$0.00	\$0.00	0.00
01 2713 110 005 9001 002	Reg Emp-Non-Instr-Veh Op 0-5 SPED	\$9,000.00	\$433.46	\$729.17	8.10
01 2713 110 019 9001 002	Reg Emp-NonInstr-Veh Op-COVID19	\$0.00	\$0.00	\$0.00	0.00
01 2713 120 005 9001 002	Temp Emp-Non Inst Veh Oper 3-5	\$0.00	\$93.69	\$93.69	0.00
01 2713 130 005 0000 002	OT Non-Instr Veh Oper SPED 3-5	\$0.00	\$0.00	\$0.00	0.00
01 2713 130 005 9001 002	OT Non Instr Vech Oper SPED 3-5	\$0.00	\$0.00	\$0.00	0.00
01 2713 210 005 9001 002	Ins Vehicle Operation 3-5	\$0.00	\$0.00	\$0.00	0.00
01 2713 220 005 0000 002	Soc Sect - Van Driver SPED Below 5	\$0.00	\$0.00	\$0.00	0.00
01 2713 220 005 9001 002	Social Security - Veh Oper SPED 3-5	\$700.00	\$40.34	\$62.97	9.00
01 2713 220 019 9001 002	Soc Sec-NonInstr-COVID19	\$0.00	\$0.00	\$0.00	0.00
01 2713 230 005 0000 002	Rett - Van Driver SPED Below 5	\$0.00	\$0.00	\$0.00	0.00
01 2713 230 005 9001 002	Retirement - Non Inst Van SPED 3-5	\$100.00	\$6.89	\$6.89	6.89
01 2713 230 019 9001 002	Ret-NonInstr-COVID19	\$0.00	\$0.00	\$0.00	0.00
01 2713 237 005 0000 002	Inc Retire Vehicle Oper SPED 3-5	\$0.00	\$0.00	\$0.00	0.00
01 2713 237 005 9001 002	Inc Retire Vehicle Oper SPED 3-5	\$0.00	\$2.37	\$2.37	0.00
01 2713 237 019 9001 002	Inc Ret-Veh Op-COVID19	\$0.00	\$0.00	\$0.00	0.00
01 2713 340 005 1190 002	Other Professional Services 3-5 EC	\$0.00	\$0.00	\$0.00	0.00
01 2713 520 005 9001 002	Ins Vehicle Oper Below Age 5 SPED	\$500.00	\$0.00	\$0.00	0.00
01 2713 626 005 9001 002	Gasoline 3-5 PS SPED	\$1,200.00	\$31.39	\$60.19	5.02
01 2713 626 005 9018 002	Gasoline 3-5 SPED HC Van	\$300.00	\$0.00	\$0.00	0.00
2713	Vehicle Operation-Below Age 5 SPED	\$11,800.00	\$608.14	\$955.28	8.10
01 2730 350 000 0000 000	Repairs/Maint Serv Reg Ed Vehicles	\$1,500.00	\$45.00	\$45.00	3.00
01 2730 352 000 0000 001	Other Prof Services Vehicle Maint	\$0.00	\$155.00	\$155.00	0.00
01 2730 610 000 0000 000	Supplies Van Maint	\$5,000.00	\$207.60	\$207.60	4.15
01 2730 610 000 0000 001	Supplies Van Maint	\$0.00	\$778.90	\$778.90	0.00
01 2730 890 000 0000 000	Misc Exp Vehicle Servicing & Maint	\$500.00	\$0.00	\$0.00	0.00
2730	Vehicle Servicing & Maint Reg Ed	\$7,000.00	\$1,186.50	\$1,186.50	16.95
01 2732 350 000 9001 000	Repairs & Maint Services # Mini Bus	\$50.00	\$0.00	\$0.00	0.00
01 2732 350 000 9018 000	Repairs & Maint Services #18 HC Van	\$500.00	\$0.00	\$0.00	0.00
01 2732 352 000 9001 000	Repairs & Maint Services 2000 Mini Bus	\$500.00	\$0.00	\$0.00	0.00
01 2732 352 000 9008 002	Other Professional Services 2008 Van	\$0.00	\$46.00	\$46.00	0.00
01 2732 610 000 9001 000	General Supplies - Mini Bus	\$250.00	\$0.00	\$0.00	0.00
01 2732 610 000 9001 001	General Supplies - Mini Bus	\$0.00	\$0.00	\$0.00	0.00
01 2732 610 000 9001 002	General Supplies SPED SA Vehicle	\$0.00	\$0.00	\$95.07	0.00
01 2732 610 000 9008 002	General Supplies - 2008 Chev Van	\$0.00	\$131.00	\$131.00	0.00

EXPENDITURE REPORT

October, 2023

Account Number	Account Description	Revised Budget	Expended During Month	Expenditures to Date	% of Budget
01 2732 610 000 9018 000	General Supplies 2017 Ford HC Van	\$500.00	\$0.00	\$0.00	0.00
01 2732 890 000 9018 000	Misc Exp HC Van	\$0.00	\$0.00	\$0.00	0.00
2732	Vehicle Servicing & Maint SPED SA	\$1,800.00	\$177.00	\$272.07	15.12
01 2733 350 005 9001 000	Repairs & Maint Services '00 Mini Bus	\$0.00	\$0.00	\$0.00	0.00
01 2733 350 005 9001 002	Repairs & Maint - Mini Bus	\$300.00	\$31.00	\$31.00	10.33
01 2733 352 005 9001 002	Other Prof Services Vehicle Oper Bus	\$0.00	\$0.00	\$0.00	0.00
01 2733 610 005 9001 000	General Supplies Mini Bus	\$0.00	\$26.00	\$26.00	0.00
01 2733 610 005 9001 002	General Supplies Mini Bus	\$500.00	\$0.00	\$55.84	11.17
2733	Vehicle Servicing & Maint SPED 0-5	\$800.00	\$57.00	\$112.84	14.11
01 2790 510 000 0000 001	Student Transportation Services	\$0.00	\$0.00	\$0.00	0.00
01 2790 510 000 0000 002	Student Transportation Services	\$0.00	\$0.00	\$0.00	0.00
01 2790 510 000 1199 001	Student Transportation-Ed Quest 8th Gr	\$750.00	\$0.00	\$0.00	0.00
2790	Other Student Transportation	\$750.00	\$0.00	\$0.00	0.00
01 2900 350 000 0000 001	Technical Services - Other Support Serv	\$0.00	\$0.00	\$0.00	0.00
01 2900 350 000 0000 002	Technical Services - Other Support Serv	\$0.00	\$0.00	\$0.00	0.00
01 2900 580 000 0000 001	Travel: Exp-Trans, Meals, Hotel	\$200.00	\$0.00	\$0.00	0.00
01 2900 643 000 0000 001	Other Support Services Web/Cloud	\$200.00	\$0.00	\$0.00	0.00
2900	Other Support Services	\$400.00	\$0.00	\$0.00	0.00
01 3300 110 000 1744 002	Reg Emp-Non-Instr-Comm Servs Op	\$4,500.00	\$0.00	\$0.00	0.00
01 3300 110 019 1744 002	Reg Emp-Non-Instr-CCLC-COVID19	\$0.00	\$0.00	\$0.00	0.00
01 3300 220 000 1744 002	Reg Emp - Non-Instr - Comm Op	\$600.00	\$0.00	\$0.00	0.00
01 3300 220 019 1744 002	Soc Sec-NonInstr-COVID19	\$0.00	\$0.00	\$0.00	0.00
01 3300 230 000 1744 002	Ret - Non Instr Aides Comm Op	\$50.00	\$0.00	\$0.00	0.00
01 3300 230 019 1744 002	Ret-NonInstr-COVID19	\$0.00	\$0.00	\$0.00	0.00
01 3300 237 000 1744 002	Inc Ret - Non Instr Aides Comm Op	\$50.00	\$0.00	\$0.00	0.00
01 3300 237 019 1744 002	Inc Ret-CCLC-COVID19	\$0.00	\$0.00	\$0.00	0.00
01 3300 330 000 1744 002	Emp Trng & Dev Services Dev Eagles	\$300.00	\$0.00	\$360.00	120.00
01 3300 333 000 1744 002	Mileage Paid to Staff Dev Eagles	\$0.00	\$0.00	\$0.00	0.00
01 3300 340 000 1744 002	Other Professional Services	\$500.00	\$0.00	\$0.00	0.00
01 3300 350 000 1744 002	Technical Services Dev Eagles	\$200.00	\$0.00	\$0.00	0.00
01 3300 531 000 1744 002	Postage Developing Eagles	\$25.00	\$0.00	\$0.00	0.00
01 3300 540 000 1744 002	Advertising - Dev Eagles	\$200.00	\$0.00	\$0.00	0.00
01 3300 580 000 1744 002	Trans, Meals, Hotel Dev Eagles	\$500.00	\$652.27	\$652.27	130.45
01 3300 610 000 1744 002	Supplies Dev Eagles	\$2,000.00	\$0.00	\$0.00	0.00
01 3300 626 000 1744 002	Gasoline	\$0.00	\$0.00	\$0.00	0.00
01 3300 643 000 1744 002	Web/Cloud Based Software Dev Eagles	\$1,000.00	\$0.00	\$79.00	7.90

EXPENDITURE REPORT

October, 2023

Account Number	Account Description	Revised Budget	Expended During Month	Expenditures to Date	% of Budget
01 3300 650 000 1744 002	Supplies - Technology Related Dev Eagles	\$0.00	\$0.00	\$0.00	0.00
01 3300 810 000 1744 002	Dues and Fees Dev Eagles	\$100.00	\$0.00	\$0.00	0.00
3300	Community Services Operations	\$10,025.00	\$652.27	\$1,091.27	10.89
01 3400 890 000 0000 001	Miscellaneous Expenditures	\$0.00	\$0.00	\$0.00	0.00
3400	Categorical Grants from Corp & Other	\$0.00	\$0.00	\$0.00	0.00
01 3535 111 000 0000 002	Reg Emp - Teach/Prof - HAL	\$6,400.00	\$0.00	\$0.00	0.00
01 3535 211 000 0000 002	Group Ins Teach/Prof HAL	\$50.00	\$0.00	\$0.00	0.00
01 3535 221 000 0000 002	Social Security - HAL	\$500.00	\$0.00	\$0.00	0.00
01 3535 231 000 0000 002	Retirement - HAL	\$500.00	\$0.00	\$0.00	0.00
01 3535 237 000 0000 002	Increased Retirement - HAL	\$200.00	\$0.00	\$0.00	0.00
3535	High Ability Learners	\$7,650.00	\$0.00	\$0.00	0.00
01 3541 111 000 0000 000	Reg Emp - Teachers Six Pence	\$0.00	\$0.00	\$0.00	0.00
01 3541 111 000 1193 002	Reg Emp - Teacher Sixpence	\$54,854.00	\$3,451.67	\$6,903.34	12.58
01 3541 111 000 1194 002	Reg Emp - Teacher Sixpence	\$61,647.00	\$3,879.17	\$7,758.34	12.59
01 3541 112 000 1193 002	Reg Emp - TA Sixpence	\$43,000.00	\$2,404.46	\$5,374.44	12.50
01 3541 112 000 1194 002	Reg Emp - TA Sixpence	\$43,000.00	\$3,084.82	\$5,653.90	13.15
01 3541 122 000 1193 002	Temp Emp - Instructional Aide - Sub	\$3,000.00	\$662.04	\$883.24	29.44
01 3541 122 000 1194 002	Reg Emp - TA Sixpence	\$3,000.00	\$88.20	\$213.00	7.10
01 3541 123 000 1193 002	Temp Emp - Teacher/Prof -Sub	\$0.00	\$0.00	\$260.00	0.00
01 3541 123 000 1194 002	Temp Emp -Teacher/Prof - Sub	\$0.00	\$0.00	\$0.00	0.00
01 3541 132 000 1193 002	OT - TA Sixpence	\$0.00	\$18.65	\$312.63	0.00
01 3541 132 000 1194 002	OT - TA Sixpence	\$0.00	\$75.58	\$95.47	0.00
01 3541 151 000 1193 002	Add'l Comp - Teacher Sixpence	\$0.00	\$0.00	\$0.00	0.00
01 3541 151 000 1194 002	Reg Emp - Teacher Sixpence	\$0.00	\$0.00	\$0.00	0.00
01 3541 152 000 1193 002	Add'l Comp - TA Sixpence	\$0.00	\$0.00	\$130.00	0.00
01 3541 152 000 1194 002	Add'l Comp - TA Sixpence	\$0.00	\$0.00	\$0.00	0.00
01 3541 211 000 0000 000	Group Insurance - Teachers Six Pence	\$0.00	\$0.00	\$0.00	0.00
01 3541 211 000 1193 002	Group Insurance - Teacher Sixpence	\$16,703.00	\$765.94	\$1,531.88	9.17
01 3541 211 000 1194 002	Group Insurance - Teacher Sixpence	\$14,630.00	\$1,219.13	\$2,438.26	16.67
01 3541 212 000 1193 002	Group Insurance - TA Sixpence	\$0.00	\$804.70	\$1,609.40	0.00
01 3541 212 000 1194 002	Group Insurance - TA Sixpence	\$0.00	\$706.38	\$1,412.76	0.00
01 3541 221 000 0000 000	Soc Sec - Teachers Six Pence	\$0.00	\$0.00	\$0.00	0.00
01 3541 221 000 1193 002	Soc Sec - Teacher Sixpence	\$4,196.00	\$250.19	\$500.38	11.93
01 3541 221 000 1194 002	Soc Sec - Teacher Sixpence	\$4,571.00	\$283.53	\$567.06	12.41
01 3541 222 000 1193 002	Soc Sec - TA Sixpence	\$3,300.00	\$227.28	\$495.09	15.00
01 3541 222 000 1194 002	Soc Sec - TA Sixpence	\$3,300.00	\$240.54	\$440.17	13.34

Account Number	Account Description	Revised Budget	Expended During Month	Expenditures to Date	% of Budget
01 3541 223 000 1193 002	Soc Sec - TA Sixpence	\$250.00	\$0.00	\$19.89	7.96
01 3541 223 000 1194 002	Soc Sec - TA Sixpence	\$250.00	\$0.00	\$0.00	0.00
01 3541 231 000 1193 002	Ret Teach/Prof Sixpence	\$4,033.00	\$253.79	\$507.58	12.59
01 3541 231 000 1194 002	Ret Teach/Prof Sixpence	\$4,533.00	\$285.23	\$570.46	12.58
01 3541 232 000 1193 002	Ret - TA Sixpence	\$4,300.00	\$178.17	\$427.72	9.95
01 3541 232 000 1194 002	Ret - TA Sixpence	\$4,300.00	\$232.38	\$422.74	9.83
01 3541 233 000 1193 002	Ret Sub Sixpence	\$0.00	\$0.00	\$0.00	0.00
01 3541 233 000 1194 002	Ret Sub Sixpence	\$0.00	\$0.00	\$0.00	0.00
01 3541 237 000 1193 002	Inc Ret Teach/Prof Sixpence	\$1,385.00	\$148.33	\$321.17	23.19
01 3541 237 000 1194 002	Inc Ret Teach/Prof Sixpence	\$1,557.00	\$177.75	\$341.07	21.91
01 3541 281 000 1194 002	Sixpence - HSA Deduction	\$1,934.00	\$172.81	\$345.62	17.87
01 3541 282 000 1194 002	Sixpence - HSA Deduction	\$0.00	\$98.32	\$196.64	0.00
01 3541 320 000 0000 000	Prof Education Services Six Pence	\$0.00	\$0.00	\$0.00	0.00
01 3541 330 000 0000 000	Employee Trng Six Pence	\$0.00	\$200.00	\$200.00	0.00
01 3541 330 000 1193 000	Employee Trng Six Pence	\$0.00	\$0.00	\$125.00	0.00
01 3541 330 000 1194 000	Employee Trng Six Pence	\$0.00	\$0.00	\$0.00	0.00
01 3541 333 000 1194 000	Mileage Paid to Staff - Infant Site	\$0.00	\$0.00	\$0.00	0.00
01 3541 340 000 0000 000	Other Prof Services Sixpence Site	\$4,000.00	\$0.00	\$0.00	0.00
01 3541 340 000 1193 000	Insurance Sixpence Site - Toddler	\$0.00	\$0.00	\$0.00	0.00
01 3541 340 000 1194 000	Insurance Sixpence Site - Infant	\$0.00	\$0.00	\$0.00	0.00
01 3541 350 000 0000 000	Technical Services - Sixpence	\$0.00	\$0.00	\$10.00	0.00
01 3541 350 000 1193 000	Technical Services - Toddler Site	\$0.00	\$0.00	\$0.00	0.00
01 3541 350 000 1194 000	Technical Services - Infant Site	\$0.00	\$0.00	\$0.00	0.00
01 3541 352 000 1193 000	Other Professional Services-Toddler	\$0.00	\$0.00	\$0.00	0.00
01 3541 352 000 1194 000	Other Professional Services 1st St Site	\$0.00	\$0.00	\$0.00	0.00
01 3541 382 000 1193 000	Telecommunications Sixpence	\$0.00	\$119.11	\$238.22	0.00
01 3541 382 000 1194 000	Telecommunications Sixpence Infant	\$0.00	\$49.53	\$99.06	0.00
01 3541 440 000 1193 000	Rentals Sixpence Toddler (7th St)	\$9,600.00	\$800.00	\$1,600.00	16.67
01 3541 440 000 1194 000	Rentals Sixpence Infant (1st St)	\$9,600.00	\$800.00	\$1,600.00	16.67
01 3541 442 000 1193 000	Rentals of Equip & Vehicles	\$1,000.00	\$71.32	\$142.64	14.26
01 3541 442 000 1194 000	Rentals of Equip & Vehicles Infant	\$1,000.00	\$71.32	\$142.64	14.26
01 3541 490 000 1193 000	Water & Sewage -Toddler	\$2,000.00	\$219.77	\$450.89	22.54
01 3541 490 000 1194 000	Water & Sewage - Infant	\$1,200.00	\$91.94	\$183.88	15.32
01 3541 540 000 0000 000	Advertising Sixpence	\$0.00	\$0.00	\$0.00	0.00
01 3541 540 000 1194 000	Advertising Sixpence Infant	\$0.00	\$0.00	\$0.00	0.00
01 3541 580 000 0000 000	Travel Expenditures Six Pence	\$0.00	\$0.00	\$0.00	0.00

EXPENDITURE REPORT

October, 2023

Account Number	Account Description	Revised Budget	Expended During Month	Expenditures to Date	% of Budget
01 3541 580 000 1193 000	Travel Expenditures Six Pence	\$0.00	\$0.00	\$0.00	0.00
01 3541 580 000 1194 000	Travel Expenditures Six Pence Infant	\$0.00	\$0.00	\$0.00	0.00
01 3541 610 000 0000 000	General Supplies Six Pence	\$0.00	\$0.00	\$330.26	0.00
01 3541 610 000 1193 000	General Supplies Six Pence (7th St)	\$7,000.00	\$0.00	\$190.33	16.34
01 3541 610 000 1194 000	General Supplies Six Pence (1st St)	\$6,000.00	\$0.00	\$75.74	1.20
01 3541 621 000 1193 000	Utility Energy Services Toddler Site	\$3,500.00	\$291.11	\$566.11	16.17
01 3541 621 000 1194 000	Utility Energy Services -Infant	\$2,157.00	\$138.31	\$295.35	13.69
01 3541 626 000 0000 000	Gasoline-Sixpence	\$0.00	\$0.00	\$0.00	0.00
01 3541 640 000 1193 000	Books & Periodicals - Toddler Site	\$0.00	\$0.00	\$0.00	0.00
01 3541 640 000 1194 000	Books & Periodicals - Infant Site	\$0.00	\$0.00	\$0.00	0.00
01 3541 643 000 0000 000	Web/Cloud Based Software Sixpence	\$1,200.00	\$50.00	\$100.00	8.33
01 3541 650 000 1193 000	Supplies Technology- Infant Site	\$0.00	\$0.00	\$0.00	0.00
01 3541 650 000 1194 000	Supplies Technology- Infant Site	\$0.00	\$0.00	\$0.00	0.00
01 3541 733 000 0000 000	Furniture & Fixtures (>\$5,000)	\$0.00	\$0.00	\$0.00	0.00
01 3541 810 000 1193 000	Dues and Fees - Toddler Site	\$0.00	\$0.00	\$0.00	0.00
01 3541 810 000 1194 000	Dues and Fees-Infant	\$0.00	\$0.00	\$0.00	0.00
3541	Early Childhood Grants	\$326,000.00	\$22,611.47	\$46,082.37	14.57
01 3599 110 000 1744 002	Reg Emp - Instr Aides - Other State Cat - DE	\$0.00	\$0.00	\$0.00	0.00
01 3599 111 000 1193 002	Reg Emp - Stabilization Toddler	\$0.00	\$0.00	\$0.00	0.00
01 3599 111 000 1194 002	Reg Emp - Stabilization Infant	\$0.00	\$0.00	\$0.00	0.00
01 3599 112 000 1194 002	Reg Emp - Instr Aides - Other State Cat - Inf	\$0.00	\$0.00	\$0.00	0.00
01 3599 122 000 1194 002	Temp Emp - Instr Aides - Other State Cat - Inf	\$0.00	\$0.00	\$0.00	0.00
01 3599 123 000 1194 002	Temp Emp - Other State Cat - Inf	\$0.00	\$0.00	\$0.00	0.00
01 3599 130 000 1744 002	OT - Instr Aides - Other State Cat - DE	\$0.00	\$0.00	\$0.00	0.00
01 3599 132 000 1194 002	OT - Instr Aides - Other State Cat - Inf	\$0.00	\$0.00	\$0.00	0.00
01 3599 151 000 1194 002	Reg Emp - Teacher Sixpence Infant	\$0.00	\$0.00	\$0.00	0.00
01 3599 152 000 1194 002	Add;l Comp - Ins Aide Sixpence	\$0.00	\$0.00	\$0.00	0.00
01 3599 210 000 1744 002	Grp Ins - Instr Aides - Other State Cat - DE	\$0.00	\$0.00	\$0.00	0.00
01 3599 211 000 1193 002	Ins Stabilization Toddler	\$0.00	\$0.00	\$0.00	0.00
01 3599 211 000 1194 002	Ins Stabilization Infant	\$0.00	\$0.00	\$0.00	0.00
01 3599 212 000 1194 002	Grp Ins - Instr Aides - Other State Cat - Inf	\$0.00	\$0.00	\$0.00	0.00
01 3599 220 000 1744 002	SocSec - Instr Aides - Other State Cat - DE	\$0.00	\$0.00	\$0.00	0.00
01 3599 221 000 1193 002	Soc Sec - Stabilization Toddler	\$0.00	\$0.00	\$0.00	0.00
01 3599 221 000 1194 002	Soc Sec - Stabilization Infant	\$0.00	\$0.00	\$0.00	0.00
01 3599 222 000 1194 002	SocSec - Sub Aides - Other State Cat - Inf	\$0.00	\$0.00	\$0.00	0.00
01 3599 223 000 1194 002	SocSec - Sub Aides - Other State Cat - Inf	\$0.00	\$0.00	\$0.00	0.00

EXPENDITURE REPORT

October, 2023

Account Number	Account Description	Revised Budget	Expended During Month	Expenditures to Date	% of Budget
01 3599 230 000 1744 002	Ret - Instr Aides - Other State Cat - DE	\$0.00	\$0.00	\$0.00	0.00
01 3599 231 000 1193 002	Ret - Stabilization Toddler	\$0.00	\$0.00	\$0.00	0.00
01 3599 231 000 1194 002	Ret - Stabilization Infant	\$0.00	\$0.00	\$0.00	0.00
01 3599 232 000 1194 002	Ret - Instr Aides - Other State Cat -Inf	\$0.00	\$0.00	\$0.00	0.00
01 3599 233 000 1194 002	Ret - Sub - Other State Cat -Inf	\$0.00	\$0.00	\$0.00	0.00
01 3599 237 000 1193 002	Inc Ret - Stabilization Toddler	\$0.00	\$0.00	\$0.00	0.00
01 3599 237 000 1194 002	Inc Ret - Stabilization Infant	\$0.00	\$0.00	\$0.00	0.00
01 3599 237 000 1744 002	Inc Ret - Instr Aides - Other State Cat - DE	\$0.00	\$0.00	\$0.00	0.00
01 3599 281 000 1194 002	HSA - Prof - Other State Cat - Inf	\$0.00	\$0.00	\$0.00	0.00
01 3599 610 000 1193 000	General Supplies-Other Toddler	\$0.00	\$740.50	\$1,290.63	0.00
01 3599 610 000 1194 000	General Supplies-Other Infant	\$0.00	\$177.81	\$395.99	0.00
3599	Other State Categorical Programs	\$0.00	\$918.31	\$1,686.62	0.00
01 4300 340 000 0000 001	Other Professional Services Architect	\$0.00	\$0.00	\$0.00	0.00
4300	Architecture and Engineering	\$0.00	\$0.00	\$0.00	0.00
01 4700 450 000 0000 001	Bldg Improv Construction Services	\$0.00	\$0.00	\$0.00	0.00
01 4700 720 000 0000 002	Buildings-Acquiring Buildings & Const	\$0.00	\$0.00	\$0.00	0.00
4700	Building Improvements	\$0.00	\$0.00	\$0.00	0.00
01 5000 831 000 0000 001	Redemption of Principal	\$1,000,000.00	\$0.00	\$0.00	0.00
01 5000 832 000 0000 001	Interest on Long-Term Debt	\$150,000.00	\$0.00	\$0.00	0.00
01 5000 833 000 0000 001	Other Debt-Related Costs	\$0.00	\$0.00	\$0.00	0.00
5000	DEBT SERVICES	\$1,150,000.00	\$0.00	\$0.00	0.00
01 6200 111 000 0000 002	Reg Emp - Teach/Prof - Title I Pt A ESSA	\$108,986.00	\$9,006.00	\$18,012.00	16.53
01 6200 111 000 1195 002	Reg Emp - Teach/Prof - Title I Pt A ESSA	\$14,085.00	\$1,540.18	\$3,080.36	21.87
01 6200 151 000 0000 002	Add'l Comp -Teachers/Professional	\$0.00	\$0.00	\$0.00	0.00
01 6200 211 000 0000 002	TITLE I HEALTH INS - E	\$24,432.00	\$2,036.00	\$4,072.00	16.67
01 6200 211 000 1195 002	Reg Emp - Teach/Prof - Title I Pt A ESSA	\$0.00	\$0.00	\$0.00	0.00
01 6200 221 000 0000 002	Social Security - Title I Pt A	\$8,187.00	\$674.15	\$1,348.30	16.47
01 6200 221 000 1195 002	Reg Emp - Teach/Prof - Title I Pt A ESSA	\$1,078.00	\$117.82	\$235.64	21.86
01 6200 231 000 0000 002	Retirement - Title I Pt A	\$8,014.00	\$662.20	\$1,324.40	16.53
01 6200 231 000 1195 002	Reg Emp - Teach/Prof - Title I Pt A ESSA	\$0.00	\$0.00	\$0.00	0.00
01 6200 237 000 0000 002	Increased Retirement - Title I, Pt A	\$2,752.00	\$227.40	\$454.80	16.53
01 6200 237 000 1195 002	Reg Emp - Teach/Prof - Title I Pt A ESSA	\$0.00	\$0.00	\$0.00	0.00
01 6200 440 000 0000 002	Rentals - Title I	\$1.00	\$0.00	\$0.00	0.00
01 6200 610 000 0000 002	Supplies Title IA	\$0.00	\$0.00	\$0.00	0.00
01 6200 643 000 0000 002	Web/Cloud Based Software Title I	\$0.00	\$0.00	\$0.00	0.00

Account Number	Account Description	Revised Budget	Expended During Month	Expenditures to Date	% of Budget
01 6200 650 000 0000 002	Supplies Technology Related Title I	\$0.00	\$0.00	\$0.00	0.00
6200	Title I, Part A ESSA	\$167,535.00	\$14,263.75	\$28,527.50	17.03
01 6310 110 000 0000 002	Reg Emp - Non Instr - Title II-A ESSA	\$0.00	\$0.00	\$0.00	0.00
01 6310 151 000 0000 001	Teach/Prof Add'l Comp - Title II Pt A	\$0.00	\$0.00	\$0.00	0.00
01 6310 151 000 0000 002	Teach/Prof Add'l Comp - Title II Pt A	\$0.00	\$0.00	\$0.00	0.00
01 6310 220 000 0000 002	TITLE IIA SOC SEC-S	\$0.00	\$0.00	\$0.00	0.00
01 6310 221 000 0000 001	Social Security - Title II Pt A	\$0.00	\$0.00	\$0.00	0.00
01 6310 221 000 0000 002	Social Security - Title II Pt A	\$0.00	\$0.00	\$0.00	0.00
01 6310 230 000 0000 002	TITLE IIA SOC SEC-S	\$0.00	\$0.00	\$0.00	0.00
01 6310 231 000 0000 001	Retirement - Title IIA, Pt A	\$0.00	\$0.00	\$0.00	0.00
01 6310 231 000 0000 002	Retirement - Title IIA, Pt A	\$0.00	\$0.00	\$0.00	0.00
01 6310 237 000 0000 001	Increased Retirement - Title II, Pt A	\$0.00	\$0.00	\$0.00	0.00
01 6310 237 000 0000 002	Increased Retirement - Title II, Pt A	\$0.00	\$0.00	\$0.00	0.00
01 6310 330 000 0000 000	Employee Training & Development Services	\$5,000.00	\$3,000.00	\$3,000.00	60.00
01 6310 330 000 0000 001	Employee Training & Development Services	\$5,000.00	\$250.00	\$375.00	7.50
01 6310 330 000 0000 002	Employee Training & Development Services	\$5,000.00	\$0.00	\$250.00	5.00
01 6310 330 000 1195 000	Employee Trng Title IIA St. Marys	\$3,000.00	\$0.00	\$0.00	5.33
01 6310 330 000 1195 001	Employee Trng Title IIA St. Marys	\$0.00	\$0.00	\$0.00	0.00
01 6310 330 000 1195 002	Employee Trng/Dev Services St. Marys	\$0.00	\$0.00	\$0.00	0.00
01 6310 333 000 0000 000	Mileage Paid to Staff Title IIA	\$0.00	\$0.00	\$0.00	0.00
01 6310 333 000 0000 001	Mileage Paid to Staff Title IIA	\$0.00	\$0.00	\$0.00	0.00
01 6310 333 000 0000 002	Mileage Paid to Staff Title IIA	\$0.00	\$0.00	\$0.00	0.00
01 6310 333 000 1195 000	Mileage Paid to Staff St Marys Title IIA	\$0.00	\$0.00	\$0.00	0.00
01 6310 580 000 0000 000	Travel Trans, Meals, Hotel Title IIA	\$5,000.00	\$0.00	\$0.00	0.00
01 6310 580 000 0000 001	Travel Trans, Meals, Hotel Title IIA	\$5,000.00	\$0.00	\$0.00	32.86
01 6310 580 000 0000 002	Travel Trans, Meals, Hotel Title IIA	\$5,000.00	\$0.00	\$0.00	0.00
01 6310 580 000 1108 001	Travel Trans Meals Hotel Title IIA Band	\$0.00	\$0.00	\$0.00	0.00
01 6310 580 000 1141 001	Travel Trans Meals Hotel Title IIA Music	\$0.00	\$0.00	\$0.00	0.00
01 6310 580 000 1141 002	Travel Trans Meals Hotel Title IIA Music	\$0.00	\$0.00	\$0.00	0.00
01 6310 580 000 1195 000	Travel Trans, Meals, Hotel Title IIA	\$2,000.00	\$0.00	\$0.00	0.00
01 6310 580 000 1195 001	Travel:Trans, Meals, Hotel Title IIA SM	\$2,000.00	\$0.00	\$0.00	0.00
01 6310 580 000 1195 002	TravelTrans, Meals, Hotel Title IIA SM	\$2,000.00	\$0.00	\$0.00	0.00
01 6310 580 000 1198 002	Travel: Expenditures-Title IIA Family Literacy	\$0.00	\$0.00	\$0.00	0.00
6310	Title II, Part A ESSA	\$39,000.00	\$3,250.00	\$3,625.00	14.24
01 6406 320 005 0000 002	Prof Educational Services IDEA (619)	\$3,583.00	\$0.00	\$0.00	0.00
6406	IDEA Preschool (619) Ages 3-4	\$3,583.00	\$0.00	\$0.00	0.00

EXPENDITURE REPORT

October, 2023

Account Number	Account Description	Revised Budget	Expended During Month	Expenditures to Date	% of Budget
01 6408 111 000 0000 002	Reg Emp - Teachers/Professional IDEA	\$0.00	\$0.00	\$0.00	0.00
01 6408 111 002 0000 002	Reg Emp - Teachers/Professional IDEA B-2	\$15,994.00	\$1,332.80	\$2,665.60	16.67
01 6408 111 005 0000 002	Reg Emp - Teachers/Professional IDEA 3-5	\$17,312.00	\$1,442.70	\$2,885.40	16.67
01 6408 111 005 1190 002	Reg Emp - Teachers/Professional IDEA 3-5	\$22,658.00	\$2,010.47	\$4,020.94	17.75
01 6408 111 005 1195 002	Reg Emp - Teach/Prof - SPED	\$1,467.00	\$0.00	\$0.00	0.00
01 6408 112 005 0000 002	Reg Emp - Instructional Aides IDEA 3-5	\$500.00	\$0.00	\$0.00	0.00
01 6408 112 005 1190 002	Reg Emp - Instructional Aides IDEA 3-5	\$12,713.00	\$1,469.32	\$2,180.84	17.15
01 6408 122 005 1190 002	Temp Emp - Instructional Aides IDEA 3-5	\$1,000.00	\$52.22	\$59.35	5.94
01 6408 123 002 0000 002	Reg Emp - Teachers/Professional IDEA B-2	\$275.00	\$0.00	\$26.00	9.45
01 6408 123 005 0000 002	Reg Emp - Teachers/Professional IDEA 3-5	\$200.00	\$0.00	\$13.00	6.50
01 6408 123 005 1190 002	Temp Emp - Teachers/Professional IDEA 3-5	\$500.00	\$0.00	\$39.00	7.80
01 6408 123 005 1195 002	Temp Emp - Teach/Prof - SPED	\$0.00	\$0.00	\$0.00	0.00
01 6408 132 005 1190 002	Reg Emp - Instructional Aides IDEA 3-5	\$750.00	\$0.00	\$0.00	0.00
01 6408 150 002 0000 002	Non Instructional - IDEA - B-2	\$0.00	\$70.07	\$162.36	0.00
01 6408 150 005 0000 002	Non Instructional - IDEA - 3-5	\$300.00	\$70.07	\$162.36	54.12
01 6408 151 002 0000 002	Reg Emp - Teachers/Professional IDEA B-2	\$500.00	\$0.00	\$35.20	7.04
01 6408 151 005 0000 002	Reg Emp - Teachers/Professional IDEA 3-5	\$275.00	\$0.00	\$17.60	6.40
01 6408 151 005 1190 002	Add'l Comp - Teachers/Professional IDEA 3-5 EC	\$0.00	\$0.00	\$52.80	0.00
01 6408 151 005 1195 002	Add'l Comp - Teach/Prof - SPED	\$0.00	\$0.00	\$0.00	0.00
01 6408 211 000 0000 002	Group Insurance - Teachers/Professionals	\$0.00	\$0.00	\$0.00	0.00
01 6408 211 002 0000 002	Group Insurance - Teachers/Professionals	\$13,395.00	\$568.64	\$1,137.28	8.49
01 6408 211 005 0000 002	Group Insurance - Teachers/Professionals	\$5,000.00	\$547.56	\$1,095.12	21.90
01 6408 211 005 1190 002	Group Insurance - Teachers/Professionals	\$9,686.00	\$820.98	\$1,641.96	16.95
01 6408 211 005 1195 002	Reg Emp - Teach/Prof - SPED	\$166.00	\$0.00	\$0.00	0.00
01 6408 212 005 0000 002	Group Insurance - Instructional Aides	\$75.00	\$0.00	\$0.00	0.00
01 6408 212 005 1190 002	Group Insurance - Instructional Aides	\$4,828.00	\$417.56	\$632.97	13.11
01 6408 220 002 0000 002	Social Security - IDEA B-2	\$0.00	\$5.34	\$12.40	0.00
01 6408 220 005 0000 002	Social Security - IDEA 3-5	\$50.00	\$5.34	\$12.40	24.80
01 6408 221 002 0000 002	Social Security - IDEA B-2	\$1,214.00	\$99.60	\$201.88	16.63
01 6408 221 005 0000 002	Social Security - IDEA 3-5	\$1,304.00	\$107.53	\$216.41	16.60
01 6408 221 005 1190 002	Social Security - IDEA 3-5 PS	\$1,719.00	\$149.55	\$303.17	17.64
01 6408 221 005 1195 002	Reg Emp - Teach/Prof - SPED	\$105.00	\$0.00	\$0.00	0.00
01 6408 222 000 0000 002	Social Security - Instructional Aides	\$0.00	\$0.00	\$0.00	0.00
01 6408 222 002 0000 002	Social Security - Instructional Aides	\$0.00	\$0.00	\$0.00	0.00

EXPENDITURE REPORT

October, 2023

Account Number	Account Description	Revised Budget	Expended During Month	Expenditures to Date	% of Budget
01 6408 222 005 0000 002	Social Security - Instructional Aides	\$50.00	\$0.00	\$0.00	0.00
01 6408 222 005 1190 002	Social Security - Instructional Aides	\$972.00	\$114.93	\$168.97	17.38
01 6408 223 002 0000 002	Social Security - IDEA B-2	\$50.00	\$0.00	\$1.99	3.98
01 6408 223 005 0000 002	Social Security - IDEA 3-5	\$25.00	\$0.00	\$1.00	4.00
01 6408 223 005 1190 002	Social Security - IDEA 3-5 PS	\$50.00	\$0.00	\$2.98	5.96
01 6408 223 005 1195 002	Reg Emp - Teach/Prof - SPED	\$0.00	\$0.00	\$0.00	0.00
01 6408 230 002 0000 002	Ret - IDEA B-2	\$0.00	\$5.16	\$11.94	0.00
01 6408 230 005 0000 002	Ret - IDEA 3-5	\$50.00	\$5.16	\$11.94	23.88
01 6408 231 000 0000 002	Retirement - Teachers/Professionals IDEA	\$0.00	\$0.00	\$0.00	0.00
01 6408 231 002 0000 002	Retirement - Teach/Prof IDEA B-2	\$1,176.00	\$97.99	\$198.57	16.89
01 6408 231 005 0000 002	Retirement - Teach/Prof IDEA 3-5	\$1,273.00	\$106.08	\$213.45	16.77
01 6408 231 005 1190 002	Retirement - Teach/Prof IDEA 3-5	\$1,666.00	\$147.82	\$299.52	17.98
01 6408 231 005 1195 002	Reg Emp - Teach/Prof - SPED	\$108.00	\$0.00	\$0.00	0.00
01 6408 232 005 0000 002	Retirement - Instructional Aides	\$50.00	\$0.00	\$0.00	0.00
01 6408 232 005 1190 002	Retirement - Instructional Aides	\$935.00	\$111.86	\$164.21	17.56
01 6408 237 000 0000 002	Increased Retirement IDEA	\$0.00	\$0.00	\$0.00	0.00
01 6408 237 002 0000 002	Increased Retirement IDEA B-2	\$404.00	\$35.42	\$72.29	17.89
01 6408 237 005 0000 002	Increased Retirement IDEA 3-5	\$437.00	\$38.20	\$77.40	17.71
01 6408 237 005 1190 002	Increased Retirement IDEA 3-5	\$893.00	\$89.17	\$159.19	17.83
01 6408 237 005 1195 002	Reg Emp - Teach/Prof - SPED	\$37.00	\$0.00	\$0.00	0.00
01 6408 282 005 1190 002	HSA - Instructional Aides IDEA 3-5	\$0.00	\$0.00	\$0.00	0.00
01 6408 291 002 0000 002	Other Benefits Teacher/Prof IDEA B-2	\$200.00	\$0.00	\$0.00	0.00
01 6408 291 005 0000 002	Other Benefits Teacher/Prof IDEA B-2	\$250.00	\$0.00	\$0.00	0.00
01 6408 291 005 1190 002	Other Benefits IDEA 3-5	\$275.00	\$0.00	\$0.00	0.00
01 6408 291 005 1195 002	Reg Emp - Teach/Prof - SPED	\$25.00	\$0.00	\$0.00	0.00
01 6408 320 000 0000 001	Professional Ed Services IDEA	\$0.00	\$0.00	\$0.00	0.00
01 6408 320 000 0000 002	Professional Ed Services IDEA	\$0.00	\$0.00	\$0.00	0.00
01 6408 320 002 0000 002	Professional Educational Services	\$25,000.00	\$917.01	\$1,836.51	7.35
01 6408 320 005 0000 002	Professional Educational Services	\$25,000.00	\$1,225.75	\$1,808.19	7.23
01 6408 332 000 0000 002	Mileage Paid to Parents	\$2,500.00	\$0.00	\$0.00	0.00
01 6408 334 000 0000 002	Mileage Paid IDEA Base EP	\$0.00	\$0.00	\$0.00	0.00
01 6408 591 000 0000 001	Services Purchased from ESU	\$0.00	\$0.00	\$0.00	0.00
01 6408 591 000 0000 002	Services Purchased from ESU	\$50,000.00	\$2,520.00	\$2,520.00	5.04
01 6408 591 002 0000 002	Services Purchased from ESU	\$0.00	\$0.00	\$0.00	0.00
01 6408 591 005 0000 002	Services Purchased from ESU	\$0.00	\$0.00	\$0.00	0.00
01 6408 610 002 0000 002	General Supplies IDEA (B-2)	\$100.00	\$0.00	\$0.00	0.00

EXPENDITURE REPORT

October, 2023

Account Number	Account Description	Revised Budget	Expended During Month	Expenditures to Date	% of Budget
01 6408 610 005 0000 002	General Supplies	\$0.00	\$0.00	\$0.00	0.00
6408	IDEA 611 Base EP	\$223,512.00	\$14,584.30	\$25,122.19	11.24
01 6412 111 000 0000 001	Reg Emp Teach/Prof IDEA Prop Share	\$9,763.00	\$1,931.36	\$3,862.72	39.56
01 6412 111 000 0000 002	Reg Emp - Teach/Prof - IDEA-B Prop Share	\$12,937.00	\$1,019.74	\$2,039.48	15.76
01 6412 123 000 0000 001	Temp Emp Teach/Prof IDEA Prop Sh	\$0.00	\$3.90	\$3.90	0.00
01 6412 123 000 0000 002	Temp Emp Teach/Prof IDEA Prop Sh	\$0.00	\$2.60	\$6.50	0.00
01 6412 211 000 0000 001	Group Ins - IDEA Prop Share	\$1,371.00	\$535.45	\$1,070.90	78.11
01 6412 211 000 0000 002	Group Ins - IDEA Prop Share	\$4,563.00	\$373.36	\$746.72	16.36
01 6412 221 000 0000 001	Social Security - IDEA Prop Share	\$733.00	\$146.49	\$292.99	39.97
01 6412 221 000 0000 002	Social Security - IDEA Prop Share	\$964.00	\$75.55	\$151.09	15.67
01 6412 223 000 0000 001	Social Security - IDEA Prop Share	\$0.00	\$0.30	\$0.30	0.00
01 6412 223 000 0000 002	Social Security - IDEA Prop Share	\$0.00	\$0.20	\$0.50	0.00
01 6412 231 000 0000 001	Retirement - IDEA Prop Share	\$718.00	\$142.01	\$284.02	39.56
01 6412 231 000 0000 002	Retirement - IDEA Prop Share	\$951.00	\$74.98	\$149.96	15.77
01 6412 233 000 0000 001	Ret - Sub	\$0.00	\$0.00	\$0.00	0.00
01 6412 233 000 0000 002	Ret - IDEA Prop Share	\$0.00	\$0.00	\$0.00	0.00
01 6412 237 000 0000 001	Increased Retirement - IDEA Prop Share	\$246.00	\$48.77	\$97.53	39.65
01 6412 237 000 0000 002	Increased Retirement - IDEA Prop Share	\$327.00	\$25.75	\$51.50	15.75
01 6412 291 000 0000 002	Other Benefits - IDEA Prop Share	\$0.00	\$0.00	\$0.00	0.00
01 6412 320 000 0000 001	Professional Educational Services	\$0.00	\$304.25	\$784.51	0.00
01 6412 320 000 0000 002	Professional Educational Services	\$0.00	\$435.50	\$514.50	0.00
01 6412 591 000 0000 001	Services Purchased from ESU	\$0.00	\$0.00	\$0.00	0.00
6412	IDEA Part B Proportionate Share	\$32,573.00	\$5,120.21	\$10,057.12	30.88
01 6417 123 000 0000 001	Temp Emp - Teach/Prof - Sub - IDEA Trans	\$0.00	\$0.00	\$0.00	0.00
01 6417 151 000 0000 001	Temp Emp - Teach/Prof - Sub - IDEA Trans	\$0.00	\$0.00	\$0.00	0.00
01 6417 221 000 0000 001	Temp Emp - Teach/Prof - IDEA Trans	\$0.00	\$0.00	\$0.00	0.00
01 6417 223 000 0000 001	Temp Emp - Teach/Prof - Sub - IDEA Trans	\$0.00	\$0.00	\$0.00	0.00
01 6417 231 000 0000 001	Temp Emp - Teach/Prof - IDEA Trans	\$0.00	\$0.00	\$0.00	0.00
01 6417 237 000 0000 001	Increased Retirement - IDEA Trans	\$0.00	\$0.00	\$0.00	0.00
01 6417 580 000 0000 001	Travel:Trans, Meals, Hotel IDEA Trans	\$0.00	\$0.00	\$0.00	0.00
6417	IDEA Part B Transition Projects	\$0.00	\$0.00	\$0.00	0.00
01 6421 320 000 0000 000	Professional Educational Services IDEA/ARP Base/EP	\$0.00	\$0.00	\$0.00	0.00
01 6421 320 002 0000 002	Prof Ed Services IDEA/ARP Base/EP B-2	\$0.00	\$0.00	\$0.00	0.00
01 6421 320 005 0000 002	Prof Edl Services IDEA/ARP Base/EP	\$0.00	\$0.00	\$0.00	0.00
01 6421 332 000 0000 002	Mileage Paid to Parents-SPED	\$0.00	\$0.00	\$0.00	0.00
01 6421 591 000 0000 000	Services Purchased from ESU	\$0.00	\$0.00	\$0.00	0.00

Account Number	Account Description	Revised Budget	Expended During Month	Expenditures to Date	% of Budget
	IDEA/ARP				
01 6421 591 002 0000 002	Services Purchased from ESU B-2	\$0.00	\$0.00	\$0.00	0.00
01 6421 591 005 0000 002	Services Purchased from ESU 3-5	\$0.00	\$0.00	\$0.00	0.00
6421	IDEA/ARP Base/EP	\$0.00	\$0.00	\$0.00	0.00
01 6423 320 000 0000 001	Prof Ed Services IDEA/ARP Non Public	\$0.00	\$0.00	\$0.00	0.00
01 6423 320 000 0000 002	Prof Ed Services IDEA/ARP Non Public	\$0.00	\$0.00	\$0.00	0.00
01 6423 591 000 0000 002	Services Purchased from ESU	\$0.00	\$0.00	\$0.00	0.00
6423	IDEA/ARP Non Public	\$0.00	\$0.00	\$0.00	0.00
01 6700 123 000 0000 001	PERKINS GRANT SUB SALARY-S	\$0.00	\$0.00	\$0.00	0.00
01 6700 151 000 0000 001	Teach/Prof Add'l Comp - Perkins	\$0.00	\$0.00	\$0.00	0.00
01 6700 221 000 0000 001	Social Security - Perkins	\$0.00	\$0.00	\$0.00	0.00
01 6700 223 000 0000 001	PERKINS SOC. SEC.-S	\$0.00	\$0.00	\$0.00	0.00
01 6700 231 000 0000 001	Retirement - Perkins	\$0.00	\$0.00	\$0.00	0.00
01 6700 237 000 0000 001	Increased Retirement - Perkins	\$0.00	\$0.00	\$0.00	0.00
01 6700 330 000 0000 000	Employee Trng & Develop Services Perkins	\$0.00	\$0.00	\$0.00	0.00
01 6700 330 000 0000 001	Employee Trng & Develop Services Perkins	\$400.00	\$0.00	\$0.00	0.00
01 6700 330 000 0000 002	Employee Trng & Develop Services Perkins	\$0.00	\$0.00	\$0.00	0.00
01 6700 580 000 0000 000	Travel Exp Trans, Meals, Hotel Perkins	\$0.00	\$0.00	\$0.00	0.00
01 6700 580 000 0000 001	Travel Trans, Meals, Hotel Perkins	\$1,000.00	\$0.00	\$0.00	0.00
01 6700 580 000 0000 002	Travel Trans, Meals, Hotel Perkins	\$0.00	\$0.00	\$0.00	0.00
01 6700 650 000 0000 001	Supplies Technology Related Perkins	\$0.00	\$0.00	\$0.00	0.00
6700	Fed Voc & Applied Tech (Perkins)	\$1,400.00	\$0.00	\$0.00	0.00
01 6915 111 000 0000 001	Teach/Prof - Title I-C ESSA	\$0.00	\$0.00	\$0.00	0.00
01 6915 151 000 0000 002	Add'l Comp - Teach/Prof - Title I-C ESSA	\$0.00	\$0.00	\$0.00	0.00
01 6915 211 000 0000 001	Title I, Part C ESSA Ins Teacher/Prof	\$0.00	\$0.00	\$0.00	0.00
01 6915 221 000 0000 001	Social Security - Title I-C ESSA	\$0.00	\$0.00	\$0.00	0.00
01 6915 221 000 0000 002	Social Security - Title I-C ESSA	\$0.00	\$0.00	\$0.00	0.00
01 6915 231 000 0000 001	Retirement - Title I-C ESSA	\$0.00	\$0.00	\$0.00	0.00
01 6915 231 000 0000 002	Retirement - Title I-C ESSA	\$0.00	\$0.00	\$0.00	0.00
01 6915 237 000 0000 001	Increased Retirement - Title IC	\$0.00	\$0.00	\$0.00	0.00
01 6915 237 000 0000 002	Increased Retirement - Title IC	\$0.00	\$0.00	\$0.00	0.00
01 6915 281 000 0000 001	Health Benefits (HSA) - Teacher/Prof	\$0.00	\$0.00	\$0.00	0.00
6915	Title I, Part C ESSA Migratory Children	\$0.00	\$0.00	\$0.00	0.00
01 6925 111 000 0000 001	TITLE III ESL SALARY-E	\$0.00	\$0.00	\$0.00	0.00
01 6925 112 000 0000 001	Reg Emp - Instr Aides - Title III - ESSA	\$0.00	\$0.00	\$0.00	0.00
01 6925 132 000 0000 001	TITLE III ESL SALARY-S	\$0.00	\$0.00	\$0.00	0.00

Account Number	Account Description	Revised Budget	Expended During Month	Expenditures to Date	% of Budget
01 6925 151 000 0000 001	Title III ESSA ELL Add'l Comp	\$0.00	\$0.00	\$0.00	0.00
01 6925 151 000 0000 002	Title III ESSA ELL Add'l Comp	\$0.00	\$0.00	\$0.00	0.00
01 6925 211 000 0000 001	TITLE III NCLB - LEP INSURANCE-S	\$0.00	\$0.00	\$0.00	0.00
01 6925 212 000 0000 001	Group Insurance - Instructional Aides	\$0.00	\$0.00	\$0.00	0.00
01 6925 221 000 0000 001	Social Security - Title III ELL	\$0.00	\$0.00	\$0.00	0.00
01 6925 221 000 0000 002	Title III ESSA ELL Soc Sec	\$0.00	\$0.00	\$0.00	0.00
01 6925 222 000 0000 001	Social Security - Instructional Aides	\$0.00	\$0.00	\$0.00	0.00
01 6925 231 000 0000 001	Retirement - Title III ESSA ELL	\$0.00	\$0.00	\$0.00	0.00
01 6925 231 000 0000 002	Title III ESSA ELL Ret	\$0.00	\$0.00	\$0.00	0.00
01 6925 232 000 0000 001	Retirement - Instructional Aides	\$0.00	\$0.00	\$0.00	0.00
01 6925 237 000 0000 001	Increased Retirement - Title III ESSA	\$0.00	\$0.00	\$0.00	0.00
01 6925 237 000 0000 002	Title III ESSA ELL Inc Ret	\$0.00	\$0.00	\$0.00	0.00
01 6925 281 000 0000 001	Health Benefits (HSA) - Teacher/Prof	\$0.00	\$0.00	\$0.00	0.00
6925	Title III ESSA ELL	\$0.00	\$0.00	\$0.00	0.00
01 6968 110 000 0000 002	Reg Emp - Non-Instr - 21st CCLC	\$42,484.00	\$4,613.76	\$8,937.77	21.04
01 6968 110 019 0000 002	Reg Emp-Non-Instr-21st CCLC-COVID19	\$0.00	\$0.00	\$0.00	0.00
01 6968 112 000 0000 002	Reg Emp - Instr Aides - 21st CCLC	\$0.00	\$0.00	\$0.00	0.00
01 6968 130 000 0000 002	OT Non Instr - 21st CCLC	\$0.00	\$72.89	\$148.89	0.00
01 6968 150 000 0000 002	Add'l Comp Non Instr - 21st CCLC	\$0.00	\$0.00	\$0.00	0.00
01 6968 220 000 0000 002	Soc SecTitle IV Part B ESSA 21st CCLC	\$3,250.00	\$356.61	\$682.99	21.02
01 6968 220 019 0000 002	Soc Sec-NonInstr Aides-COVID19	\$0.00	\$0.00	\$0.00	0.00
01 6968 222 000 0000 002	Social Security - Instructional Aides	\$0.00	\$0.00	\$0.00	0.00
01 6968 230 000 0000 002	Ret - Title IV Part B ESSA 21st CCLC	\$4,196.00	\$300.65	\$592.29	14.12
01 6968 230 019 0000 002	Ret-Instr Aides-COVID19	\$0.00	\$0.00	\$0.00	0.00
01 6968 237 000 0000 002	Increased Retirement - 21st CCLC Dev Eag	\$0.00	\$103.25	\$203.38	0.00
01 6968 237 019 0000 002	Inc Ret-CCLC-COVID19	\$0.00	\$0.00	\$0.00	0.00
01 6968 610 000 0000 002	Supplies 21st CCLC Dev Eagles	\$100.00	\$0.00	\$0.00	0.00
6968	Title IV, Part B ESSA 21st CCLC	\$50,030.00	\$5,447.16	\$10,565.32	21.12
01 6969 151 000 0000 002	Add'l Comp - Title IV	\$500.00	\$75.00	\$75.00	15.00
01 6969 152 000 0000 002	Add'l Comp - Title IV	\$500.00	\$40.00	\$60.25	12.05
01 6969 221 000 0000 002	Social Security - Teachers/Prof	\$50.00	\$5.73	\$5.73	11.46
01 6969 222 000 0000 002	Soc Sec - Title IV	\$50.00	\$3.06	\$4.63	9.26
01 6969 231 000 0000 002	Ret - Add'l Comp	\$50.00	\$5.52	\$5.52	11.04
01 6969 232 000 0000 002	Ret - Title IV	\$50.00	\$2.94	\$4.43	8.86
01 6969 237 000 0000 002	Increased Ret	\$50.00	\$2.88	\$3.40	6.80
01 6969 320 000 0000 000	Professional Educational Serv Title IV	\$0.00	\$0.00	\$0.00	0.00

EXPENDITURE REPORT

October, 2023

Account Number	Account Description	Revised Budget	Expended During Month	Expenditures to Date	% of Budget
01 6969 352 000 0000 001	Other Professional Services Title IV	\$0.00	\$0.00	\$0.00	0.00
01 6969 352 000 0000 002	Other Professional Services Title IV	\$0.00	\$0.00	\$0.00	0.00
01 6969 395 000 1195 001	SubAwards/SubContracts-Title IV St Marys	\$3,000.00	\$0.00	\$0.00	0.00
01 6969 580 000 0000 000	Travel: Expenditures-Trans, Meals, Hotel	\$0.00	\$0.00	\$0.00	0.00
01 6969 580 000 0000 001	Travel: Expenditures-Trans, Meals, Hotel	\$0.00	\$0.00	\$0.00	0.00
01 6969 610 000 0000 000	Supplies Title IV	\$2,000.00	\$0.00	\$0.00	0.00
01 6969 610 000 0000 001	Supplies Title IV	\$0.00	\$0.00	\$0.00	0.00
01 6969 610 000 0000 002	General Supplies Title IV	\$5,000.00	\$0.00	\$0.00	0.00
01 6969 610 000 1195 001	Supplies Title IV St. Marys	\$500.00	\$0.00	\$0.00	0.00
01 6969 610 000 1195 002	Supplies Title IV St. Marys	\$500.00	\$0.00	\$0.00	0.00
01 6969 643 000 0000 001	Web/Cloud Based Software Title IV	\$750.00	\$0.00	\$0.00	0.00
01 6969 643 000 1195 001	Web/Cloud Based Software Title IV	\$0.00	\$0.00	\$0.00	0.00
01 6969 650 000 0000 001	Supplies - Technology Related Title IV	\$200.00	\$0.00	\$0.00	0.00
01 6969 650 000 0000 002	Supplies - Technology Related Title IV	\$0.00	\$0.00	\$0.00	0.00
01 6969 650 000 1195 000	Supplies - Technology Related St Marys	\$0.00	\$0.00	\$0.00	0.00
6969	Title IV-A (Formula Based)	\$13,200.00	\$135.13	\$158.96	1.20
01 6990 110 000 1193 002	Reg Emp - Non-Instructional Toddler	\$0.00	\$0.00	\$0.00	0.00
01 6990 110 000 1194 002	Reg Emp - Non-Instructional Infant	\$0.00	\$0.00	\$0.00	0.00
01 6990 110 000 1744 002	Reg Emp - Instr Aides - Poverty - DE	\$0.00	\$0.00	\$0.00	0.00
01 6990 110 019 0000 001	Reg Emp-Op of Bldgs-FEMA	\$0.00	\$0.00	\$0.00	0.00
01 6990 110 019 0000 002	Reg Emp-Op of Bldgs-FEMA	\$0.00	\$0.00	\$0.00	0.00
01 6990 111 000 1193 002	Reg Emp - Teachers/Professional Toddler	\$0.00	\$0.00	\$0.00	0.00
01 6990 111 000 1194 002	Reg Emp - Teachers/Professional Infant	\$0.00	\$0.00	\$0.00	0.00
01 6990 112 000 1194 002	Reg Emp - Instr Aides - Other State Cat - Inf	\$0.00	\$0.00	\$0.00	0.00
01 6990 120 000 1198 002	Temp Emp - Fam Lit Grant	\$1,000.00	\$104.50	\$104.50	10.45
01 6990 130 000 1744 002	Reg Emp - Instr Aides - Poverty - DE OT	\$0.00	\$0.00	\$0.00	0.00
01 6990 150 000 0000 002	Add'l Comp - Non Instructional	\$0.00	\$0.00	\$0.00	0.00
01 6990 151 000 0000 002	Teach/Prof Add'l Comp - PBIS	\$0.00	\$0.00	\$0.00	0.00
01 6990 151 000 1194 002	Reg Emp - Teacher Sixpence Infant	\$0.00	\$0.00	\$0.00	0.00
01 6990 151 000 1198 002	Add'l Comp - Fam Lit Grant	\$7,000.00	\$965.00	\$1,182.75	16.90
01 6990 152 000 1198 002	Instructional Aides Add'l Comp - Fam Lit Grant	\$4,500.00	\$727.25	\$824.45	18.32
01 6990 211 000 1194 002	Ins Stabilization Infant	\$0.00	\$0.00	\$0.00	0.00
01 6990 212 000 1194 002	Grp Ins - Instr Aides - Other State Cat - Inf	\$0.00	\$0.00	\$0.00	0.00
01 6990 220 000 0000 002	Social Security - Non-Instructional	\$0.00	\$0.00	\$0.00	0.00
01 6990 220 000 1198 002	Soc Sec - Fam Lit Grant	\$100.00	\$8.00	\$8.00	8.00

Account Number	Account Description	Revised Budget	Expended During Month	Expenditures to Date	% of Budget
01 6990 220 000 1744 002	Reg Emp - Instr Aides - Poverty - DE	\$0.00	\$0.00	\$0.00	0.00
01 6990 220 019 0000 001	Soc Sec Op of Bldgs-FEMA	\$0.00	\$0.00	\$0.00	0.00
01 6990 220 019 0000 002	Soc Sec Op of Bldgs-FEMA	\$0.00	\$0.00	\$0.00	0.00
01 6990 221 000 0000 002	Soc Sec - Other Federal Categorical	\$0.00	\$0.00	\$0.00	0.00
01 6990 221 000 1193 002	Soc Sec - Stabilization Toddler	\$0.00	\$0.00	\$0.00	0.00
01 6990 221 000 1194 002	Soc Sec - Stabilization Infant	\$0.00	\$0.00	\$0.00	0.00
01 6990 221 000 1198 002	Soc Sec - Fam Lit Grant	\$550.00	\$73.21	\$89.68	16.31
01 6990 222 000 1194 002	Social Security - Instructional Aides Infant	\$0.00	\$0.00	\$0.00	0.00
01 6990 222 000 1198 002	Soc Sec - Fam Lit Grant	\$350.00	\$53.72	\$60.76	17.36
01 6990 230 000 0000 002	Retirement - Non-Instructional	\$0.00	\$0.00	\$0.00	0.00
01 6990 230 000 1198 002	Ret - Fam Lit Grant	\$25.00	\$0.00	\$0.00	0.00
01 6990 230 000 1744 002	Reg Emp - Instr Aides - Poverty - DE	\$0.00	\$0.00	\$0.00	0.00
01 6990 231 000 0000 002	Ret - Other Federal Categorical	\$0.00	\$0.00	\$0.00	0.00
01 6990 231 000 1193 002	Ret - Stabilization Toddler	\$0.00	\$0.00	\$0.00	0.00
01 6990 231 000 1194 002	Ret - Stabilization Infant	\$0.00	\$0.00	\$0.00	0.00
01 6990 231 000 1198 002	Ret - Fam Lit Grant	\$550.00	\$70.96	\$86.97	15.81
01 6990 232 000 1194 002	Ret - Instr Aides - Other State Cat -Inf	\$0.00	\$0.00	\$0.00	0.00
01 6990 232 000 1198 002	Ret - Fam Lit Grant	\$350.00	\$53.45	\$60.61	17.32
01 6990 237 000 0000 002	Inc Ret - Other Federal Categorical	\$0.00	\$0.00	\$0.00	0.00
01 6990 237 000 1193 002	Inc Ret - Stabilization Toddler	\$0.00	\$0.00	\$0.00	0.00
01 6990 237 000 1194 002	Inc Ret - Stabilization Infant	\$0.00	\$0.00	\$0.00	0.00
01 6990 237 000 1198 002	Inc Ret - Fam Lit Grant	\$300.00	\$42.72	\$50.66	16.89
01 6990 237 000 1744 002	Reg Emp - Instr Aides - Poverty - DE	\$0.00	\$0.00	\$0.00	0.00
01 6990 281 000 1194 002	HSA - Prof - Other State Cat - Inf	\$0.00	\$0.00	\$0.00	0.00
01 6990 330 000 1198 002	Employee Training & Development Services	\$1,000.00	\$0.00	\$0.00	0.00
01 6990 333 000 1198 002	Mileage Paid to Staff Other Fed Categ	\$300.00	\$0.00	\$0.00	0.00
01 6990 350 000 1198 002	Technical Services-Family Literacy	\$50.00	\$0.00	\$0.00	0.00
01 6990 382 000 1198 002	Telecommunications Family Literacy	\$1,000.00	\$98.35	\$196.70	19.67
01 6990 580 000 0000 002	Travel Trans, Meals, Hotel Other Fed	\$0.00	\$0.00	\$0.00	0.00
01 6990 580 000 1198 002	Trans, Meals - Family Literacy	\$1,000.00	\$0.00	\$0.00	0.00
01 6990 610 000 1193 000	General Supplies-Other Toddler	\$0.00	\$0.00	\$0.00	0.00
01 6990 610 000 1194 000	General Supplies-Other Infant	\$0.00	\$0.00	\$0.00	0.00
01 6990 610 000 1198 002	Supplies - Family Literacy	\$10,000.00	\$792.57	\$792.57	7.93
01 6990 626 000 1198 002	Gasoline - Family Literacy	\$0.00	\$0.00	\$0.00	0.00
01 6990 650 000 1198 002	Technology Supplies - Family Literacy	\$0.00	\$0.00	\$0.00	0.00
01 6990 810 000 1198 002	Dues and Fees Family Literacy	\$500.00	\$0.00	\$0.00	0.00

EXPENDITURE REPORT

October, 2023

Account Number	Account Description	Revised Budget	Expended During Month	Expenditures to Date	% of Budget
6990	Other Federal Categorical	\$28,575.00	\$2,989.73	\$3,457.65	12.10
01 6993 350 000 0000 000	Technical Services-Homeless	\$0.00	\$0.00	\$0.00	0.00
01 6993 610 000 0000 000	General Supplies	\$7,300.00	\$0.00	\$0.00	0.00
01 6993 610 000 0000 002	General Supplies ARP Homeless	\$0.00	\$0.00	\$0.00	0.00
6993	ARP-Homeless	\$7,300.00	\$0.00	\$0.00	0.00
01 6997 111 019 0000 002	Reg Emp - Teacher/Prof - ESSER II	\$0.00	\$0.00	\$0.00	0.00
01 6997 111 019 1114 001	Reg Emp - Teacher/Prof - ESSER II	\$0.00	\$0.00	\$0.00	0.00
01 6997 211 019 0000 002	Group Ins - Teacher/Prof - ESSER II	\$0.00	\$0.00	\$0.00	0.00
01 6997 211 019 1114 001	Group Ins - Teacher/Prof - ESSER II	\$0.00	\$0.00	\$0.00	0.00
01 6997 221 019 0000 002	Soc Sec - Teacher/Prof - ESSER II	\$0.00	\$0.00	\$0.00	0.00
01 6997 221 019 1114 001	Soc Sec - Teacher/Prof - ESSER II	\$0.00	\$0.00	\$0.00	0.00
01 6997 231 019 0000 002	Ret - Teacher/Prof - ESSER II	\$0.00	\$0.00	\$0.00	0.00
01 6997 231 019 1114 001	Ret - Teacher/Prof - ESSER II	\$0.00	\$0.00	\$0.00	0.00
01 6997 237 019 0000 002	Inc Ret - Teacher/Prof - ESSER II	\$0.00	\$0.00	\$0.00	0.00
01 6997 237 019 1114 001	Ret - Teacher/Prof - ESSER II	\$0.00	\$0.00	\$0.00	0.00
6997	ESSER II	\$0.00	\$0.00	\$0.00	0.00
01 6998 111 019 0000 001	Reg Emp - Teachers ESSER III	\$0.00	\$0.00	\$0.00	0.00
01 6998 111 019 0000 002	Reg Emp - Teachers ESSER III	\$41,420.00	\$3,451.67	\$6,903.34	16.67
01 6998 111 019 1114 001	Reg Emp - Teachers Eng ESSER III	\$14,202.00	\$1,183.54	\$2,367.08	16.67
01 6998 123 019 0000 001	Temp Emp - Teachers ESSER III	\$1,000.00	\$0.00	\$0.00	0.00
01 6998 123 019 0000 002	Temp Emp - Teacher/Prof - Sub ESSER III	\$3,000.00	\$0.00	\$97.50	3.25
01 6998 123 019 1114 001	Temp Emp - Teacher/Prof - Sub ESSER III	\$0.00	\$130.00	\$162.50	0.00
01 6998 151 019 0000 001	Add'l Comp - Teacher/Prof - ESSER III	\$5,000.00	\$0.00	\$0.00	0.00
01 6998 151 019 0000 002	Add'l Comp - Teacher/Prof - ESSER III	\$1,000.00	\$0.00	\$0.00	0.00
01 6998 152 019 0000 002	Add'l Comp - Teacher/Prof - ESSER III	\$100.00	\$0.00	\$0.00	0.00
01 6998 211 019 0000 001	Group Ins Teachers ESSER III	\$0.00	\$0.00	\$0.00	0.00
01 6998 211 019 0000 002	Group Ins Teachers ESSER III	\$9,192.00	\$765.94	\$1,531.88	16.67
01 6998 211 019 1114 001	Group Ins Teachers ESSER III	\$5,528.00	\$460.66	\$921.32	16.67
01 6998 221 019 0000 001	Soc Sec Teachers ESSER III	\$0.00	\$0.00	\$0.00	0.00
01 6998 221 019 0000 002	Soc Sec Teachers ESSER III	\$3,169.00	\$264.05	\$528.10	16.66
01 6998 221 019 1114 001	Soc Sec Teachers ESSER III	\$921.00	\$76.75	\$153.51	16.67
01 6998 222 019 0000 002	Soc Sec Instructional Aides ESSER III	\$0.00	\$0.00	\$0.00	0.00
01 6998 223 019 0000 001	Soc Sec Teachers ESSER III	\$0.00	\$0.00	\$0.00	0.00
01 6998 223 019 0000 002	Soc Sec Teachers ESSER III	\$0.00	\$0.00	\$7.46	0.00
01 6998 223 019 1114 001	Soc Sec Teachers ESSER III	\$0.00	\$9.95	\$12.44	0.00
01 6998 231 019 0000 001	Retirement Teachers ESSER III	\$0.00	\$0.00	\$0.00	0.00

EXPENDITURE REPORT

October, 2023

Account Number	Account Description	Revised Budget	Expended During Month	Expenditures to Date	% of Budget
01 6998 231 019 0000 002	Retirement Teachers ESSER III	\$3,045.00	\$253.80	\$507.60	16.67
01 6998 231 019 1114 001	Retirement Teachers ESSER III	\$1,044.00	\$87.02	\$174.04	16.67
01 6998 232 019 0000 002	Ret Instructional Aides ESSER III	\$0.00	\$0.00	\$0.00	0.00
01 6998 233 019 0000 002	Ret - ESSER III	\$0.00	\$0.00	\$0.00	0.00
01 6998 237 019 0000 001	Inc Retirement Teachers ESSER III	\$0.00	\$0.00	\$0.00	0.00
01 6998 237 019 0000 002	Inc Retirement Teachers ESSER III	\$1,046.00	\$87.15	\$174.30	16.66
01 6998 237 019 1114 001	Inc Retirement Teachers ESSER III	\$359.00	\$29.88	\$59.77	16.65
01 6998 281 019 1114 001	HSA - ESSER III	\$737.00	\$65.84	\$131.68	17.87
01 6998 320 000 0000 000	Professional Educational Services ESSER	\$25,000.00	\$1,000.00	\$1,580.65	6.32
01 6998 320 019 0000 000	Professional Educational Services ESSER III	\$0.00	\$0.00	\$0.00	0.00
01 6998 350 019 0000 001	Other Technical Services ESSER III	\$0.00	\$0.00	\$0.00	0.00
01 6998 352 019 0000 001	Other Professional Services ESSER III	\$0.00	\$0.00	\$0.00	0.00
01 6998 352 019 0000 002	Other Professional Services ESSER III	\$0.00	\$0.00	\$0.00	0.00
01 6998 610 019 0000 000	General Supplies - ESSER III	\$0.00	\$0.00	\$0.00	0.00
01 6998 610 019 0000 001	General Supplies - ESSER III	\$35,000.00	\$0.00	\$0.00	0.00
01 6998 610 019 0000 002	General Supplies - ESSER III	\$35,000.00	\$0.00	\$0.00	0.00
01 6998 640 019 0000 000	Books & Periodicals - ESSER III	\$100,000.00	\$0.00	\$0.00	0.00
01 6998 640 019 0000 002	Books & Periodicals - ESSER III	\$100,000.00	\$0.00	\$0.00	0.00
01 6998 643 019 0000 000	Web/Cloud Software - ESSER III	\$0.00	\$0.00	\$0.00	0.00
01 6998 643 019 0000 002	Web/Cloud Software - ESSER III	\$25,000.00	\$0.00	\$0.00	0.00
01 6998 643 019 1148 001	Web/Cloud Software - ESSER III	\$14,237.00	\$0.00	\$0.00	0.00
01 6998 650 019 0000 001	Supplies Technology - ESSER III	\$0.00	\$0.00	\$0.00	0.00
01 6998 650 019 0000 002	Supplies Technology - ESSER III	\$0.00	\$0.00	\$0.00	0.00
01 6998 732 019 0000 000	Vehicle Acquisition - ESSER III	\$0.00	\$0.00	\$0.00	0.00
6998	ESSER III	\$425,000.00	\$7,866.25	\$15,313.17	3.60
01 8000 913 000 0000 001	Transfers to Activities Fund	\$51,000.00	\$51,000.00	\$51,000.00	100.00
8000	TRANSFERS	\$51,000.00	\$51,000.00	\$51,000.00	100.00
01 9000 900 000 0000 000	Other - Transfers	\$0.00	\$0.00	\$0.00	0.00
9000	NON-PROGRAMMED EXPENDITURES	\$0.00	\$0.00	\$0.00	0.00
01	General Fund	\$14,375,268.00	\$1,204,639.42	\$2,217,942.78	16.78

EXPENDITURE REPORT

October, 2023

Account Number	Account Description	Revised Budget	Expended During Month	Expenditures to Date	% of Budget
	Grand Total:	\$14,375,268.00	\$1,204,639.42	\$2,217,942.78	16.78

O'Neill Public School

Expenditures

2023-2024

	Budget	September	October	YTD Expenditures	Ending Balance	Budget Used
Regular Instructional	4,680,756.00	377,490.48	390,859.50	768,349.98	3,912,406.02	16.42%
ELL Program	312,104.00	26,566.58	27,327.85	53,894.43	258,209.57	17.27%
Poverty Programs	1,287,501.00	104,224.63	106,388.68	210,613.31	1,076,887.69	16.36%
Early Childhood Programs	109,900.00	9,416.43	11,463.33	20,879.76	89,020.24	19.00%
Special Education	1,535,247.00	129,452.85	130,947.93	260,400.78	1,274,846.22	16.96%
Special Education Birth-5	725.00	-	22.17	22.17	702.83	3.06%
Summer School	-	-	-	-	-	
Other Pupil Services	355,855.00	30,133.96	102,268.59	132,402.55	223,452.45	37.21%
SPED Pupil Services (Psychological, Speech, Audiology, OT, PT, Vision)	383,777.00	29,929.32	34,990.39	64,919.71	318,857.29	16.92%
Support Services-Staff	7,600.00	114.35	25.00	139.35	7,460.65	1.83%
Library Services	230,058.00	17,337.10	17,100.54	34,437.64	195,620.36	14.97%
Distance Learning	6,750.00	59.01	1,059.41	1,118.42	5,631.58	16.57%
Instruction-Related Technology	143,170.00	10,045.40	10,705.99	20,751.39	122,418.61	14.49%
General Administration	269,026.00	20,008.45	19,333.16	39,341.61	229,684.39	14.62%
Principals	518,063.00	46,168.64	43,923.81	90,092.45	427,970.55	17.39%
Activity/Athletic Director	134,999.00	10,909.30	10,982.10	21,891.40	113,107.60	16.22%
Fiscal Services	302,712.00	22,294.51	23,654.87	45,949.38	256,762.62	15.18%
Maintenance & Operation of Bldgs	1,203,292.00	87,666.31	111,582.31	199,248.62	1,004,043.38	16.56%
Security & Safety	9,300.00	326.46	175.53	501.99	8,798.01	5.40%
Pupil Transportation	271,100.00	16,574.26	24,598.40	41,172.66	229,927.34	15.19%
SPED Pupil Transportation	76,550.00	6,736.73	8,391.28	15,128.01	61,421.99	19.76%
Other Support Services	400.00	-	-	-	400.00	
Comm Serv-Dev Eagles Student Fees	10,025.00	439.00	652.27	1,091.27	8,933.73	10.89%
Private & State Categorical Programs	333,650.00	24,239.21	23,529.78	47,768.99	285,881.01	14.32%
Architecture and Engineering	-	-	-	-	-	
Building Improvements	-	-	-	-	-	
Debt Service	1,150,000.00	-	-	-	1,150,000.00	0.00%
Federal Services	732,040.00	27,695.58	33,952.02	61,647.60	670,392.40	8.42%
Federal Services - IDEA	259,668.00	15,474.80	19,704.51	35,179.31	224,488.69	13.55%
Transfers to Activity Fund	51,000.00	-	51,000.00	51,000.00	-	100.00%
Other Transfers	-	-	-	-	-	
TOTAL EXPENDITURES	14,375,268.00	1,013,303.36	1,204,639.42	2,217,942.78	12,157,325.22	15.43%

	2023-2024	2022-2023	2021-2022	2020-2021
September	1,013,303.36	\$ 1,047,480.90	1,023,270.44	1,001,993.15
October	1,204,639.42	\$ 1,031,066.71	1,074,585.40	963,412.96
November	-	\$ 1,152,508.63	1,041,004.67	972,062.39
December	-	\$ 984,017.25	1,143,724.78	1,355,169.67
January	-	\$ 946,594.77	1,043,979.00	856,625.94
February	-	\$ 1,020,555.91	1,149,544.19	1,035,122.63
March	-	\$ 969,818.50	965,434.57	878,463.42
April	-	\$ 1,006,602.95	1,064,676.74	904,275.31
May	-	\$ 1,039,209.48	930,403.64	895,754.11
June	-	\$ 1,626,617.79	2,004,330.09	1,528,692.28
July	-	\$ 1,165,512.61	1,072,413.73	947,023.99
August	-	\$ 1,492,258.48	1,638,734.37	1,289,396.98
YTD Expenditures	2,217,942.78	\$ 13,482,243.98	14,152,101.62	12,627,992.83

<u>Invoice Date</u>	<u>Vendor Name</u>	<u>Account Number</u>	<u>Description</u>	<u>Amount</u>
08/16/2023	Alder Plumbing LLC	01 2620 352 000 0000 001	Repaired water supply N side of practice	640.00
	Alder Plumbing LLC	01 2620 610 000 0000 001	Repaired water supply N side of practice	607.99
			Vendor Total:	1,247.99
11/01/2023	Appearra	01 2610 610 000 0000 001	Custodial Supplies	718.99
	Appearra	01 2610 610 000 0000 002	Custodial Supplies	356.78
	Appearra	01 1100 610 000 1180 001	Class Supplies	211.20
			Vendor Total:	1,286.97
10/31/2023	Avera St. Anthony's Hospital	01 6412 320 000 0000 002	OT - Oct 2023	158.00
	Avera St. Anthony's Hospital	01 2161 320 000 0000 001	OT - Oct 2023	1,283.75
	Avera St. Anthony's Hospital	01 6406 320 005 0000 002	OT - Oct 2023	256.75
	Avera St. Anthony's Hospital	01 6408 320 002 0000 002	OT - Oct 2023	296.25
	Avera St. Anthony's Hospital	01 6412 320 000 0000 001	OT - Oct 2023	138.25
			Vendor Total:	2,133.00
11/03/2023	Banks, Andrea	01 2710 332 000 2751 001	Transportation - Oct 2023	209.08
			Vendor Total:	209.08
08/31/2023	Barnhill Piano Service	01 1100 352 000 1141 002	Piano Tuning	125.00
			Vendor Total:	125.00
11/01/2023	Birkel, Sydney	01 3300 350 000 1744 002	Fingerprinting - Dev Eagles	10.00
			Vendor Total:	10.00
11/01/2023	Black Hills Energy	01 2610 621 000 0000 000	Natural Gas	56.18
	Black Hills Energy	01 2610 621 000 0000 001	Natural Gas	174.84
	Black Hills Energy	01 2610 621 000 0000 002	Natural Gas	1,945.17
	Black Hills Energy	01 3541 621 000 1193 000	Natural Gas	17.52
			Vendor Total:	2,193.71
09/23/2023	Blain Pumping & Plumbing	01 2620 352 000 0000 001	Pump & rent toilets	480.00
09/13/2023	Blain Pumping & Plumbing	01 2620 352 000 0000 001	Pump toilets	720.00
			Vendor Total:	1,200.00
10/16/2023	Bomgaars	01 2610 610 000 0000 001	Custodial Supplies	390.66
	Bomgaars	01 2610 610 000 0000 002	Custodial Supplies	11.96
09/16/2023	Bomgaars	01 2610 610 000 0000 001	Custodial Supplies	75.78

<u>Invoice Date</u>	<u>Vendor Name</u>	<u>Account Number</u>	<u>Description</u>	<u>Amount</u>
	Bomgaars	01 1100 610 000 1180 001	Class Supplies	554.55
	Bomgaars	01 1100 610 000 1103 001	Class Supplies	37.96
			Vendor Total:	1,070.91
11/03/2023				
	Brachle, Ashley	01 2710 332 000 0000 002	Transportation - Oct 2023	224.02
			Vendor Total:	224.02
11/03/2023				
	Burival, Tony	01 2710 332 000 0000 002	Transportation - Oct 2023	62.23
	Burival, Tony	01 2710 332 000 0000 001	Transportation - Oct 2023	124.45
			Vendor Total:	186.68
11/03/2023				
	Buxton, Cody	01 2710 332 000 0000 002	Transportation - Oct 2023	485.37
			Vendor Total:	485.37
10/24/2023				
	Calvo Diaz, Eden	01 1150 350 000 0000 002	Interpreting P/T Conf 10/19/23	165.00
			Vendor Total:	165.00
11/06/2023				
	Camp, Natalie	01 2161 320 000 0000 001	OT - Oct 2023	526.50
	Camp, Natalie	01 2161 320 000 0000 002	OT - Oct 2023	6,061.50
	Camp, Natalie	01 6408 320 005 0000 002	OT - Oct 2023	344.25
			Vendor Total:	6,932.25
10/25/2023				
	Carhart Lumber Co.	01 2620 610 000 0000 001	Ticket Booth - S FB Field	294.85
	Carhart Lumber Co.	01 1100 610 000 1180 001	Class Supplies	402.46
	Carhart Lumber Co.	01 2610 610 000 0000 001	Custodial Supplies	17.06
			Vendor Total:	714.37
11/08/2023				
	CenturyLink	01 2670 382 000 0000 002	Fire Alarm Line	75.76
10/24/2023				
	CenturyLink	01 2670 382 000 0000 001	Fire Alarm Line	25.13
			Vendor Total:	100.89
11/09/2023				
	Chartwells Dining Services	01 2120 580 000 0000 001	Meal-8th Gr Trip to WSC	487.60
			Vendor Total:	487.60
10/31/2023				
	City of O'Neill	01 2610 410 000 0000 001	Water, Sewer & Garbage	2,673.45
	City of O'Neill	01 2610 410 000 0000 002	Water, Sewer & Garbage	1,142.90
	City of O'Neill	01 3541 490 000 1194 000	Water, Sewer & Garbage	91.94
	City of O'Neill	01 2610 410 000 0000 000	Water, Sewer & Garbage	537.55
	City of O'Neill	01 3541 490 000 1193 000	Water, Sewer & Garbage	231.12
			Vendor Total:	4,676.96
11/01/2023				
	Clearfly	01 2510 382 000 0000 000	Telephone Service	444.58

<u>Invoice Date</u>	<u>Vendor Name</u>	<u>Account Number</u>	<u>Description</u>	<u>Amount</u>
			Vendor Total:	444.58
11/03/2023				
	Clouse, Jessica	01 2710 332 000 0000 002	Transportation - Oct 2023	298.69
			Vendor Total:	298.69
09/28/2023				
	Comfort Inn - Kearney	01 2570 580 000 1196 000	EHA Conference - Lodging - K. Oberle	114.95
10/14/2023				
	Comfort Inn - Kearney	01 3541 580 000 0000 000	ECC Lodging - K. McManigal & K. Pickerin	214.00
			Vendor Total:	328.95
10/11/2023				
	Connot Tire Service	01 2732 352 000 9008 002	Repairs-Headlight #08 SPED Mini Van	21.25
	Connot Tire Service	01 2732 610 000 9008 002	Repairs-Headlight #08 SPED Mini Van	12.17
			Vendor Total:	33.42
11/03/2023				
	Cooper, Maria	01 2710 332 000 0000 001	Transportation - Aug-Oct 2023	448.03
			Vendor Total:	448.03
10/18/2023				
	Crowne Plaza	01 6310 580 000 0000 000	MTSS Ldg - J. Brodersen & T. Pongratz	279.90
	Crowne Plaza	01 6310 580 000 0000 000	MTSS Lodging - B. Kelly & T. Kruse	279.90
			Vendor Total:	559.80
10/31/2023				
	Cubby's, Inc.	01 2650 626 000 9012 001	Fuel - HS Custodial PU	18.59
	Cubby's, Inc.	01 2710 626 000 0000 001	Activity Fuel	55.26
	Cubby's, Inc.	01 2650 626 000 9003 000	Fuel - Skid Loader	64.57
	Cubby's, Inc.	01 2712 626 000 9008 002	Fuel - SPED Van #8	57.18
	Cubby's, Inc.	01 2710 626 000 9102 001	Fuel - Yellow Bus	179.11
	Cubby's, Inc.	01 2710 626 000 9101 001	Fuel - Charter Bus	1,196.16
			Vendor Total:	1,570.87
11/03/2023				
	Cuhel, Frank	01 2710 332 000 0000 001	Transportation - Oct 2023	567.51
			Vendor Total:	567.51
10/20/2023				
	Dana F Cole & Company LLP	01 2510 315 000 0000 000	75% of Audit for 2022/2023	16,125.00
			Vendor Total:	16,125.00
11/03/2023				
	DeKay, Lindsay	01 2710 332 000 0000 002	Transportation - Oct 2023	461.10
			Vendor Total:	461.10
10/27/2023				
	Demco, Inc	01 2220 610 000 0000 001	Demco® Upstart® READ Remote Control Book	9.99
	Demco, Inc	01 2220 610 000 0000 001	Demco® Upstart® \$100 Dollar Bill Money B	9.99

<u>Invoice Date</u>	<u>Vendor Name</u>	<u>Account Number</u>	<u>Description</u>	<u>Amount</u>
	Demco, Inc	01 2220 610 000 0000 001	Demco® Upstart® Hipster Pattern Bookmark	9.99
	Demco, Inc	01 2220 610 000 0000 001	Demco® Upstart® Color Craze Book Lovers	9.99
	Demco, Inc	01 2220 610 000 0000 001	Demco® Upstart® Mustache READ Bookmarks	9.99
	Demco, Inc	01 2220 610 000 0000 001	shipping	10.95
			Vendor Total:	60.90
10/24/2023				
	Diaz, Marlen	01 1150 350 000 0000 002	Interpreting P/T Conf 10/19/23	165.00
			Vendor Total:	165.00
11/03/2023				
	Dickau, Carla	01 2710 332 000 0000 002	Transportation - Oct 2023	448.03
			Vendor Total:	448.03
11/03/2023				
	Dickau, Jacob	01 2710 332 000 2751 002	Transportation - Oct 2023	224.02
			Vendor Total:	224.02
10/26/2023				
	DISCOUNT MAGAZINE SUBSCRIPTION SERVI INC	01 2220 640 000 0000 001	Consumer Reports	26.00
	DISCOUNT MAGAZINE SUBSCRIPTION SERVI INC	01 2220 640 000 0000 001	Dirt Bike	24.99
	DISCOUNT MAGAZINE SUBSCRIPTION SERVI INC	01 2220 640 000 0000 001	Family Handyman	19.98
	DISCOUNT MAGAZINE SUBSCRIPTION SERVI INC	01 2220 640 000 0000 001	Food Network	18.00
	DISCOUNT MAGAZINE SUBSCRIPTION SERVI INC	01 2220 640 000 0000 001	Game & Fish Midwest	19.97
	DISCOUNT MAGAZINE SUBSCRIPTION SERVI INC	01 2220 640 000 0000 001	Games World of Puzzles	29.90
	DISCOUNT MAGAZINE SUBSCRIPTION SERVI INC	01 2220 640 000 0000 001	Golf Digest	14.97
	DISCOUNT MAGAZINE SUBSCRIPTION SERVI INC	01 2220 640 000 0000 001	Golf Magazine	15.00
	DISCOUNT MAGAZINE SUBSCRIPTION SERVI INC	01 2220 640 000 0000 001	Hot Rod	18.00
	DISCOUNT MAGAZINE SUBSCRIPTION SERVI INC	01 2220 640 000 0000 001	National Geographic	34.00
	DISCOUNT MAGAZINE SUBSCRIPTION SERVI INC	01 2220 640 000 0000 001	Popular Mechanics	15.00
	DISCOUNT MAGAZINE SUBSCRIPTION SERVI INC	01 2220 640 000 0000 001	Runner's World	20.00
	DISCOUNT MAGAZINE SUBSCRIPTION SERVI INC	01 2220 640 000 0000 001	School Library Journal	137.00
	DISCOUNT MAGAZINE SUBSCRIPTION SERVI INC	01 2220 640 000 0000 001	Smithsonian	20.00
			Vendor Total:	412.81
11/04/2023				
	Dollar General-Regions 410526	01 1200 610 000 0000 001	SPED Supplies	24.00

<u>Invoice Date</u>	<u>Vendor Name</u>	<u>Account Number</u>	<u>Description</u>	<u>Amount</u>
			Vendor Total:	24.00
11/03/2023				
	Dykshorn, Melissa	01 2710 332 000 0000 002	Transportation - Oct 2023	261.35
			Vendor Total:	261.35
11/10/2023				
	Edwards, Sarah	01 2211 334 000 0000 000	Mlg-SI External Visit	217.46
			Vendor Total:	217.46
10/26/2023				
	Egan Supply Co	01 2610 610 000 0000 002	cleanmax vacuum	352.49
	Egan Supply Co	01 2610 610 000 0000 002	Shipping	31.74
			Vendor Total:	384.23
10/31/2023				
	Emme Construction, L.L.C.	01 2630 420 000 0000 000	Snow Removal Oct 28, 2023	687.50
			Vendor Total:	687.50
11/03/2023				
	Engelhaupt, Monica	01 2710 332 000 0000 002	Transportation - Aug-Oct 2023	350.03
	Engelhaupt, Monica	01 2710 332 000 0000 001	Transportation - Aug-Oct 2023	1,050.07
			Vendor Total:	1,400.10
10/30/2023				
	Environmental Services, Inc.	01 2670 352 000 0000 000	Asbestos 6 mo Surveillance	337.36
			Vendor Total:	337.36
10/13/2023				
	ESTR Publications	01 1200 610 000 0000 000	Transition Rating Scale 1.0	20.00
	ESTR Publications	01 1200 610 000 0000 000	Transition Rating Scale 1.0 Parent Form	20.00
	ESTR Publications	01 1200 610 000 0000 000	shipping estimate	7.40
			Vendor Total:	47.40
10/12/2023				
	ESU #8	01 1100 330 000 1105 001	Art Team Collaboration	25.00
10/26/2023				
	ESU #8	01 2230 352 000 0000 000	Troubleshoot Apple Servers July 2023	170.00
10/27/2023				
	ESU #8	01 2141 591 000 0000 002	SPED Sept 2023	135.00
	ESU #8	01 1200 591 000 0000 000	Base Rate Supervision Sept 2023	800.00
	ESU #8	01 2181 591 000 0000 001	SPED Sept 2023	437.50
	ESU #8	01 2181 591 000 0000 002	SPED Sept 2023	582.50
10/27/2023				
	ESU #8	01 6408 591 000 0000 002	SPED Behavior - Sept 2023	4,200.00
			Vendor Total:	6,350.00
11/10/2023				
	Evans, Kristen	01 2211 334 000 0000 000	Mlg-SI External Visit	68.12
			Vendor Total:	68.12
08/24/2023				

<u>Invoice Date</u>	<u>Vendor Name</u>	<u>Account Number</u>	<u>Description</u>	<u>Amount</u>
	FCF Construction	01 2620 352 000 0000 001	Partial Payment concrete pad at FB field	1,000.00
			Vendor Total:	1,000.00
10/30/2023	Ferris, Gabriel	01 3541 352 000 1194 000	Mowing Aug-Oct/Fix Screen Door	255.00
			Vendor Total:	255.00
10/05/2023	Fire Protection Services, LLC	01 2620 610 000 0000 001	Semi-annual fire alarm inspection	60.00
	Fire Protection Services, LLC	01 2620 352 000 0000 001	Semi-annual fire alarm inspection	675.00
10/05/2023	Fire Protection Services, LLC	01 2620 352 000 0000 002	Semi-annual fire alarm inspection	675.00
	Fire Protection Services, LLC	01 2620 610 000 0000 002	Semi-annual fire alarm inspection	60.00
			Vendor Total:	1,470.00
11/03/2023	Fisher, Tonya	01 2710 332 000 0000 002	Transportation - Oct 2023	560.04
			Vendor Total:	560.04
09/14/2023	Flinn Scientific, Inc.	01 1100 610 000 1148 001	Potassium, 5 Small Demonstration Pieces	31.00
	Flinn Scientific, Inc.	01 1100 610 000 1148 001	Weighing Dishes, Disposable, 3-1/16" x 3	46.00
	Flinn Scientific, Inc.	01 1100 610 000 1148 001	Shipping	16.70
	Flinn Scientific, Inc.	01 1100 610 000 1148 001	Hazardous Shipping	32.00
10/13/2023	Flinn Scientific, Inc.	01 1100 610 000 1148 001	Cat, Preserved, Double Injected, 14"-19"	90.00
			Vendor Total:	215.70
09/22/2023	Follett School Solutions, Inc	01 2220 640 000 0000 002	One small hop	16.74
	Follett School Solutions, Inc	01 2220 640 000 0000 002	Norman didn't do it	16.74
	Follett School Solutions, Inc	01 2220 640 000 0000 002	Not Yeti	16.74
	Follett School Solutions, Inc	01 2220 640 000 0000 002	Time for Bed old house	15.86
	Follett School Solutions, Inc	01 2220 640 000 0000 002	Time Villains	7.94
	Follett School Solutions, Inc	01 2220 640 000 0000 002	Bear is a bear	17.62
	Follett School Solutions, Inc	01 2220 640 000 0000 002	Chester van Chime who forgot how to rhym	17.62
	Follett School Solutions, Inc	01 2220 640 000 0000 002	Chez Bob	16.74
	Follett School Solutions, Inc	01 2220 640 000 0000 002	Milo imagines the world	17.62
	Follett School Solutions, Inc	01 2220 640 000 0000 002	Willowdeen	15.86
	Follett School Solutions, Inc	01 2220 640 000 0000 002	Book Processing	5.32
	Follett School Solutions, Inc	01 2220 640 000 0000 002	Across the desert	8.82
	Follett School Solutions, Inc	01 2220 640 000 0000 002	Bathe the Cat	16.74
	Follett School Solutions, Inc	01 2220 640 000 0000 002	Something's Wrong	17.62
	Follett School Solutions, Inc	01 2220 640 000 0000 002	A place to hang the moon	12.34

<u>Invoice Date</u>	<u>Vendor Name</u>	<u>Account Number</u>	<u>Description</u>	<u>Amount</u>
	Follett School Solutions, Inc	01 2220 640 000 0000 002	Six feet below zero	9.70
	Follett School Solutions, Inc	01 2220 640 000 0000 002	A duet from home	9.70
	Follett School Solutions, Inc	01 2220 640 000 0000 002	Imaginary	16.74
	Follett School Solutions, Inc	01 2220 640 000 0000 002	Knight Owl	16.74
	Follett School Solutions, Inc	01 2220 640 000 0000 002	What comes next	8.82
10/05/2023				
	Follett School Solutions, Inc	01 2220 640 000 0000 002	Book Processing	8.40
	Follett School Solutions, Inc	01 2220 640 000 0000 002	Bruce the legend of Soggy Hallow	17.62
	Follett School Solutions, Inc	01 2220 640 000 0000 002	Have you heard the news	17.59
	Follett School Solutions, Inc	01 2220 640 000 0000 002	The one and only ruby	18.50
	Follett School Solutions, Inc	01 2220 640 000 0000 002	Otis & Peanut	17.59
	Follett School Solutions, Inc	01 2220 640 000 0000 002	Lerner Sports: Super Sports Teams Book S	599.04
			Vendor Total:	960.76
10/19/2023				
	Fox's Food Plaza	01 2650 626 000 9013 002	Elem Custodial Vehicle Fuel	103.00
	Fox's Food Plaza	01 2710 626 000 0000 002	Vehicle Fuel	156.90
	Fox's Food Plaza	01 2710 626 000 0000 001	ActivityFuel	1,281.11
	Fox's Food Plaza	01 2650 626 000 9012 001	HS Custodial Vehicle Fuel	103.89
	Fox's Food Plaza	01 2710 626 000 0000 000	Vehicle Fuel	111.28
	Fox's Food Plaza	01 2120 626 000 1197 001	Vehicle Fuel - NECC Visit	92.18
	Fox's Food Plaza	01 2712 626 000 9001 002	Mini Bus Fuel	140.43
	Fox's Food Plaza	01 2713 626 005 9001 002	Mini Bus Fuel	82.48
	Fox's Food Plaza	01 2712 626 000 9018 000	HC Van Fuel	388.97
	Fox's Food Plaza	01 2712 626 000 9008 002	SPED Van Fuel	433.05
	Fox's Food Plaza	01 3541 626 000 0000 000	Sixpence Fuel - Training	46.99
			Vendor Total:	2,940.28
11/03/2023				
	Frank, Shelly	01 2710 332 000 0000 001	Transportation - Aug-Oct 2023	326.69
	Frank, Shelly	01 2710 332 000 0000 002	Transportation - Aug-Oct 2023	326.69
			Vendor Total:	653.38
10/23/2023				
	Froman, Heidi	01 1100 610 000 0000 002	Eagle of the Month Board	44.69
			Vendor Total:	44.69
11/03/2023				
	Gruhn, Cindy	01 2710 332 000 0000 001	Transportation - Oct 2023	248.28
			Vendor Total:	248.28
11/07/2023				
	Guardian Security Service	01 2660 352 000 0000 002	Service call & firmware upgrade	250.00
			Vendor Total:	250.00
11/10/2023				
	Guenther, Tiffany	01 2211 334 000 0000 000	Mlg-SI External Visit	93.00
			Vendor Total:	93.00

<u>Invoice Date</u>	<u>Vendor Name</u>	<u>Account Number</u>	<u>Description</u>	<u>Amount</u>
11/03/2023	Gueta-Lopez, Gabriela	01 2710 332 000 0000 001	Transportation - Oct 2023	149.35
	Gueta-Lopez, Gabriela	01 2710 332 000 0000 002	Transportation - Oct 2023	74.67
			Vendor Total:	224.02
10/19/2023	Hampton Inn - Kearney	01 6310 580 000 0000 001	MTSS Summit - Lodging - W. Wragge	279.90
			Vendor Total:	279.90
10/31/2023	Heartland Counseling Services, Inc.	01 6998 320 000 0000 000	School Therapy - Oct 2023	2,000.00
			Vendor Total:	2,000.00
11/09/2023	Heller, Heather	01 3300 350 000 1744 002	Fingerprinting-Dev Eagles	10.00
			Vendor Total:	10.00
10/25/2023	Hilker, Cole	01 2120 626 000 1197 001	Vehicle Fuel - UNL Trip (Education Quest	20.00
10/25/2023	Hilker, Cole	01 2120 580 000 1197 001	Meals-UNL Trip (Education Quest Gr)	38.21
			Vendor Total:	58.21
11/09/2023	Holiday Inn - O'Neill	01 2211 580 000 0000 000	Lodging - CIP External Visit	477.00
			Vendor Total:	477.00
10/27/2023	Holt County Clerk	01 2310 310 000 0000 000	Joint Public Hearing Postcard Cost	730.10
			Vendor Total:	730.10
10/04/2023	Holt County Independent	01 2310 540 000 0000 000	Proceedings 9/25/23 Mtg	146.88
10/18/2023	Holt County Independent	01 2310 540 000 0000 000	Proceedings from 10/9/23 Mtg	162.72
			Vendor Total:	309.60
07/01/2023	Illuminate Education, Inc	01 1100 643 000 0000 000	FastBridge Subscription (397)	3,037.05
07/01/2023	Illuminate Education, Inc	01 6998 643 019 0000 000	eduCLIMBER Software (768)	4,590.00
			Vendor Total:	7,627.05
10/31/2023	Innovative Office Solutions LLC	01 1100 610 000 0000 000	CO Supplies	11.78
			Vendor Total:	11.78
11/03/2023	Island Supply Welding Co.	01 1100 610 000 1180 001	Class Supplies	293.04
11/08/2023	Island Supply Welding Co.	01 1100 610 000 1180 001	Class Supplies	420.85
			Vendor Total:	713.89
11/07/2023				

<u>Invoice Date</u>	<u>Vendor Name</u>	<u>Account Number</u>	<u>Description</u>	<u>Amount</u>
	J & L Collision Center, Inc	01 2730 610 000 0000 000	Replace Windshield Van #14	123.58
	J & L Collision Center, Inc	01 2730 350 000 0000 000	Replace Windshield Van #14	175.00
			Vendor Total:	298.58
10/18/2023				
	J.W. Pepper & Son, Inc.	01 1100 610 000 1141 001	That's Christmas to Me SAB Artist: Penta	69.00
	J.W. Pepper & Son, Inc.	01 1100 610 000 1141 001	A Medieval Fa La La SAB by Reginal S. Wr	75.00
	J.W. Pepper & Son, Inc.	01 1100 610 000 1141 001	Shipping	19.99
11/07/2023				
	J.W. Pepper & Son, Inc.	01 1100 610 000 1141 002	Gatatumba - arr. Ruth Morris Gray - 2 pa	22.55
	J.W. Pepper & Son, Inc.	01 1100 610 000 1141 002	Why We Sing - Greg Gilpin - 2 part	27.50
	J.W. Pepper & Son, Inc.	01 1100 610 000 1141 002	shipping	12.99
11/10/2023				
	J.W. Pepper & Son, Inc.	01 1100 610 000 1141 002	Carry the Light - Andy Beck - 2 part	24.20
			Vendor Total:	251.23
10/18/2023				
	Jaymar Business Forms, Inc.	01 2510 610 000 0000 000	General Fund Checks (3,000)	457.94
			Vendor Total:	457.94
10/23/2023				
	Johnson's, Inc.	01 2620 733 000 0000 002	Heating Coil	7,966.92
	Johnson's, Inc.	01 2620 352 000 0000 002	Heating Coil Installation	6,248.85
			Vendor Total:	14,215.77
10/09/2023				
	Kayton International, Inc	01 2620 442 000 0000 000	Bobcat Skidloader Lease 7/1/23- 6/30/24	3,346.00
			Vendor Total:	3,346.00
11/03/2023				
	Kennedy, Valerie	01 2710 332 000 0000 001	Transportation - Oct 2023	348.46
	Kennedy, Valerie	01 2710 332 000 0000 002	Transportation - Oct 2023	174.24
			Vendor Total:	522.70
10/23/2023				
	Kids & Dreams Foundation	01 1200 330 000 0000 001	Autism Conference Regis - C. Petersen	75.00
			Vendor Total:	75.00
11/03/2023				
	Klasna, Lala	01 2710 332 000 0000 001	Transportation - Oct 2023	339.76
			Vendor Total:	339.76
11/02/2023				
	Klein, Carre	01 2151 320 000 0000 002	Deaf Education Services- Oct 2023	2,402.50
	Klein, Carre	01 6310 330 000 0000 000	Visual Phonics Refresher	62.00
	Klein, Carre	01 2151 320 000 0000 001	Deaf Education Services- Oct 2023	217.00
	Klein, Carre	01 6412 320 000 0000 001	Deaf Education Services- Oct 2023	93.00

<u>Invoice Date</u>	<u>Vendor Name</u>	<u>Account Number</u>	<u>Description</u>	<u>Amount</u>
			Vendor Total:	2,774.50
11/03/2023				
Krysl, Lisa	01 2710 332 000 0000 001	Transportation - Oct 2023		106.41
			Vendor Total:	106.41
10/31/2023				
KSB School Law	01 2330 317 000 0000 000	Legal Services - Oct 2023		140.00
			Vendor Total:	140.00
11/03/2023				
Laible, Dustin	01 2710 332 000 0000 001	Transportation - Oct 2023		283.75
			Vendor Total:	283.75
10/26/2023				
Lakeshore Learning Materials	01 3541 610 000 1193 000	Lakeshore Water Play Kit		89.99
Lakeshore Learning Materials	01 3541 610 000 1193 000	Super Sand Set		89.99
Lakeshore Learning Materials	01 3541 610 000 1193 000	Giant Economy Sand & Water Table		199.00
Lakeshore Learning Materials	01 3541 610 000 1193 000	Sand & Water Table Cover		69.99
Lakeshore Learning Materials	01 3541 610 000 1193 000	Indestructible Play Dishes set of 4		21.99
Lakeshore Learning Materials	01 3541 610 000 1193 000	Indestructible Play Pots and Pans set		39.99
Lakeshore Learning Materials	01 3541 610 000 1193 000	shipping		76.65
			Vendor Total:	587.60
08/27/2023				
Larsen, Heather	01 1200 610 000 0000 002	Velcro		19.65
			Vendor Total:	19.65
10/31/2023				
Leaf Funding Inc	01 2530 442 000 0000 000	Copier Contract		989.00
11/06/2023				
Leaf Funding Inc	01 3541 442 000 1193 000	Copiers - Sixpence Sites		71.32
Leaf Funding Inc	01 3541 442 000 1194 000	Copiers - Sixpence Sites		71.32
			Vendor Total:	1,131.64
11/03/2023				
Limburg, Lisa	01 2710 332 000 0000 002	Transportation - Oct 2023		177.35
			Vendor Total:	177.35
10/24/2023				
Lincoln Marriott Cornhusker	01 1200 580 000 0000 000	NASES Lodging - D. Clifton		234.00
			Vendor Total:	234.00
11/01/2023				
Little Disciples Child Development Center	01 3541 440 000 1193 000	Rent - Nov 2023		800.00
Little Disciples Child Development Center	01 3541 440 000 1194 000	Rent - Nov 2023		800.00
			Vendor Total:	1,600.00
10/31/2023				
Lunchtime Solutions, Inc..	01 2120 610 000 0000 001	7th Gr Orientation		454.49
10/31/2023				
Lunchtime Solutions, Inc..	01 3300 610 000 1744 002	Catering - DE Halloween Carnival		308.74

<u>Invoice Date</u>	<u>Vendor Name</u>	<u>Account Number</u>	<u>Description</u>	<u>Amount</u>
10/31/2023				
	Lunchtime Solutions, Inc..	06 3100 630 000 0000 000	Food - Oct 2023	47,710.36
	Lunchtime Solutions, Inc..	01 1190 610 000 1190 002	PK Snacks - Oct 2023	392.87
	Lunchtime Solutions, Inc..	01 1100 610 000 0000 002	Kdg Snacks - Oct 2023	625.02
			Vendor Total:	49,491.48
10/19/2023				
	Marvin, Kathleen	01 3541 610 000 1194 000	Supplies - Sixpence	29.97
			Vendor Total:	29.97
11/03/2023				
	Miner, Cheryl	01 2710 332 000 0000 002	Transportation - Oct 2023	124.45
	Miner, Cheryl	01 2710 332 000 0000 001	Transportation - Oct 2023	62.23
			Vendor Total:	186.68
11/08/2023				
	Morrow, Emily	01 2710 626 000 0000 001	Vehicle Fuel	9.24
			Vendor Total:	9.24
07/03/2023				
	Mosyle Corporation	01 1100 643 000 0000 001	Mosyle Manager PREMIUM additional licens	363.00
			Vendor Total:	363.00
10/26/2023				
	Mudloff, Katheryn	01 2140 580 000 0000 000	Meals-Dr. Greg Hanley Wkshp	43.11
11/07/2023				
	Mudloff, Katheryn	01 2140 580 000 0000 000	Meals-SPED Law Conference	21.39
			Vendor Total:	64.50
10/24/2023				
	Neligh Oakdale Schools	01 1100 211 000 1138 001	Insurance - Alspaugh	960.51
	Neligh Oakdale Schools	01 1160 211 000 1138 001	Insurance - Alspaugh	143.52
			Vendor Total:	1,104.03
11/08/2023				
	Neu You Physical Therapy, PC,	01 2171 320 000 0000 002	PT - Oct 2023	1,093.50
	Neu You Physical Therapy, PC,	01 2171 320 000 0000 001	PT - Oct 2023	607.50
	Neu You Physical Therapy, PC,	01 6412 320 000 0000 002	PT - Oct 2023	162.00
	Neu You Physical Therapy, PC,	01 6408 320 002 0000 002	PT - Oct 2023	526.50
	Neu You Physical Therapy, PC,	01 6406 320 005 0000 002	PT - Oct 2023	141.75
	Neu You Physical Therapy, PC,	01 6412 320 000 0000 001	PT - Oct 2023	40.50
			Vendor Total:	2,571.75
11/01/2023				
	NPPD	01 3541 621 000 1193 000	Electricity	118.92
	NPPD	01 3541 621 000 1194 000	Electricity	102.79
	NPPD	01 2610 621 000 0000 000	Electricity	129.42
	NPPD	01 2610 621 000 0000 002	Electricity	4,043.67
	NPPD	01 2610 621 000 0000 001	Electricity	5,342.25
			Vendor Total:	9,737.05

<u>Invoice Date</u>	<u>Vendor Name</u>	<u>Account Number</u>	<u>Description</u>	<u>Amount</u>
10/03/2023	O'Neill Auto Supply, Inc	01 2610 610 000 0000 001	Custodial Supplies	20.99
			Vendor Total:	20.99
11/08/2023	O'Neill Car Wash LLC	01 2730 890 000 0000 000	Vehicle Washes	17.84
			Vendor Total:	17.84
10/30/2023	O'Neill Printing Company	01 2151 610 000 0000 002	Binder - M Benson	3.00
	O'Neill Printing Company	01 2510 610 000 0000 000	Window Envelopes (5000)	405.89
			Vendor Total:	408.89
10/25/2023	O'Neill Shopper	01 2310 540 000 0000 000	Halloween Safety Ad	49.00
			Vendor Total:	49.00
11/01/2023	O'Neill Super Foods	01 1100 610 000 0000 002	Supplies-Family Math Night	72.06
	O'Neill Super Foods	01 3599 610 000 1193 000	Sixpence Food - Oct	70.01
	O'Neill Super Foods	01 3599 610 000 1194 000	Sixpence Food - Oct	111.31
			Vendor Total:	253.38
10/25/2023	Oberle, Kathleen	01 2120 580 000 1197 001	Meals-UNL Trip (Education Quest Gr)	13.40
			Vendor Total:	13.40
11/08/2023	Ogden Hardware	01 1100 610 000 0000 001	Supplies	7.38
	Ogden Hardware	01 1100 610 000 1180 001	Class Supplies	239.92
	Ogden Hardware	01 2610 610 000 0000 001	Custodial Supplies/Ice Melt	1,897.90
	Ogden Hardware	01 2610 610 000 0000 002	Custodial Supplies/Ice Melt	1,483.34
			Vendor Total:	3,628.54
11/03/2023	Ollendick, Kacey	01 2710 332 000 0000 002	Transportation - Oct 2023	74.67
			Vendor Total:	74.67
10/25/2023	One Office Solution	01 1100 610 000 0000 002	Copies	1,341.60
	One Office Solution	01 1100 610 000 0000 001	Copies	1,039.60
	One Office Solution	01 2510 610 000 0000 000	Copies	133.88
			Vendor Total:	2,515.08
11/01/2023	One Source, The Background Check Co., Inc	01 2510 350 000 0000 001	Background Checks	40.00
	One Source, The Background Check Co., Inc	01 2510 350 000 0000 002	Background Checks	56.00
	One Source, The Background Check Co., Inc	01 3541 350 000 0000 000	Background Checks	17.00
			Vendor Total:	113.00
11/09/2023	OPS Lunch Fund	01 2211 580 000 0000 000	Meal-CIP Team Members	16.60

<u>Invoice Date</u>	<u>Vendor Name</u>	<u>Account Number</u>	<u>Description</u>	<u>Amount</u>
			Vendor Total:	16.60
10/25/2023				
	Parks, Dylan	01 2120 580 000 1197 001	Meals-UNL Trip (Education Quest Gr)	13.43
			Vendor Total:	13.43
11/03/2023				
	Parks, Katie	01 2710 332 000 0000 002	Transportation - Oct 2023	74.67
	Parks, Katie	01 2710 332 000 0000 001	Transportation - Oct 2023	37.34
			Vendor Total:	112.01
11/06/2023				
	Pearson, Inc, NCS	01 2140 610 000 0000 000	Psych Supplies	56.70
			Vendor Total:	56.70
11/03/2023				
	Peterson, Kristi	01 2710 332 000 0000 002	Transportation - Aug-Oct 2023	1,213.42
			Vendor Total:	1,213.42
11/10/2023				
	Pitney Bowes Bank Inc	01 2510 531 000 0000 002	Postage	37.80
	Pitney Bowes Bank Inc	01 2510 531 000 0000 001	Postage	272.07
	Pitney Bowes Bank Inc	01 2510 531 000 0000 000	Postage	108.27
	Pitney Bowes Bank Inc	06 3100 531 000 0000 000	Postage	78.75
	Pitney Bowes Bank Inc	01 1200 531 000 0000 002	Postage	1.83
	Pitney Bowes Bank Inc	01 1200 531 000 0000 001	Postage	24.27
			Vendor Total:	522.99
10/24/2023				
	Prestige Group Inc	01 2710 442 000 9101 001	Bus Lease	3,600.00
	Prestige Group Inc	01 2710 442 000 9102 001	Bus Lease	2,250.00
			Vendor Total:	5,850.00
11/10/2023				
	Prososki, Christopher	01 2211 334 000 0000 000	Mlg-SI External Visit	340.60
			Vendor Total:	340.60
10/31/2023				
	Ranchland Auto Parts	01 2730 610 000 0000 000	Van Maintenance	60.97
	Ranchland Auto Parts	01 2610 610 000 0000 001	Custodial Supplies	11.29
			Vendor Total:	72.26
11/08/2023				
	Reynolds, Janene	01 1100 610 000 0000 001	Supplies - Family Math Night	63.45
			Vendor Total:	63.45
10/26/2023				
	Rotherham, Michael	01 2320 580 000 0000 000	Meal-Grants 4 School Wkshp	27.99
			Vendor Total:	27.99
11/08/2023				
	Sayers, Angela	01 2710 332 000 0000 002	Transportation - Oct 2023	186.68
	Sayers, Angela	01 2710 332 000 0000 001	Transportation - Oct 2023	186.68
			Vendor Total:	373.36
11/03/2023				

<u>Invoice Date</u>	<u>Vendor Name</u>	<u>Account Number</u>	<u>Description</u>	<u>Amount</u>
	Schluns, Amanda	01 2710 332 000 0000 001	Transportation - Oct 2023	67.20
			Vendor Total:	67.20
10/25/2023				
	Schluns, Oliver	01 2120 580 000 1197 001	Meals-UNL Trip (Education Quest Gr)	9.94
			Vendor Total:	9.94
10/31/2023				
	School Speciality LLC	01 1190 610 000 1190 002	Classroom Select Contemporary Chair, 12	386.55
			Vendor Total:	386.55
11/09/2023				
	Seger, Becky	01 2710 332 000 0000 001	Transportation Aug-Oct 2023	960.47
			Vendor Total:	960.47
10/25/2023				
	Shabram, Tucker	01 2120 580 000 1197 001	Meals-UNL Trip (Education Quest Gr)	10.71
			Vendor Total:	10.71
11/09/2023				
	SHAPE Nebraska	01 1100 330 000 1145 002	SHAPE Registration - A. Belmer	45.00
			Vendor Total:	45.00
11/03/2023				
	Sholes, Molly	01 2710 332 000 0000 001	Transportation - Oct 2023	212.82
			Vendor Total:	212.82
10/24/2023				
	Smoke It Up Welding	01 1100 610 000 1180 001	Class Supplies	350.72
			Vendor Total:	350.72
11/03/2023				
	Spangler, Cindy	01 2710 332 000 0000 001	Transportation - Oct 2023	121.34
			Vendor Total:	121.34
11/03/2023				
	Stapp, Melanie	01 2710 332 000 0000 002	Transportation - Aug-Oct 2023	373.36
			Vendor Total:	373.36
09/29/2023				
	Steppco Refrigeration	01 2620 610 000 0000 002	Repairs HVAC	84.70
	Steppco Refrigeration	01 2620 352 000 0000 002	Repairs HVAC	511.00
			Vendor Total:	595.70
10/24/2023				
	Strong, Angela	01 3541 350 000 0000 000	DHHS Sixpence Fingerprinting	10.00
			Vendor Total:	10.00
11/01/2023				
	Three River	01 3541 382 000 1193 000	Internet & Phone	119.11
11/01/2023				
	Three River	01 2580 382 000 0000 000	Fiber Internet	311.95
11/01/2023				
	Three River	01 3541 382 000 1194 000	Phone	49.53
			Vendor Total:	480.59

<u>Invoice Date</u>	<u>Vendor Name</u>	<u>Account Number</u>	<u>Description</u>	<u>Amount</u>
10/12/2023	TimeClock Plus, LLC	01 2510 643 000 0000 000	Annual Employee License (8 Additional)	59.94
			Vendor Total:	59.94
10/31/2023	Torpin's Rodeo Market	01 2120 580 000 1197 001	Education Quest Gr Supplies	36.63
	Torpin's Rodeo Market	01 3300 610 000 1744 002	Dev Eagles Supplies	51.30
	Torpin's Rodeo Market	01 1200 610 000 1235 000	Class Supplies	201.44
	Torpin's Rodeo Market	01 1100 610 000 1118 001	Class Supplies	467.07
	Torpin's Rodeo Market	01 2410 610 000 0000 001	Supplies P/T Conf	105.40
	Torpin's Rodeo Market	01 3599 610 000 1193 000	Sixpence Food - Oct	809.66
	Torpin's Rodeo Market	01 3599 610 000 1194 000	Sixpence Food - Oct	253.19
			Vendor Total:	1,924.69
11/03/2023	VanEvery, Maria	01 2710 332 000 0000 001	Transportation - Oct 2023	461.10
			Vendor Total:	461.10
11/07/2023	Viaero Wireless	01 2224 382 019 0000 000	3 Hot Spots	59.41
	Viaero Wireless	01 6990 382 000 1198 002	5 Hot Spots - Family Literacy	98.35
			Vendor Total:	157.76
11/03/2023	Welke, Amanda	01 2710 332 000 0000 001	Transportation - Oct 2023	141.88
			Vendor Total:	141.88
11/10/2023	West Holt Public Schools	01 6408 591 005 0000 002	PK Speech Services 8/16-10/13/23	526.50
			Vendor Total:	526.50
11/03/2023	Wettlaufer, Kristin	01 2710 332 000 0000 002	Transportation - Oct 2023	410.70
			Vendor Total:	410.70
10/24/2023	Willis, Carole	01 6310 330 000 1195 002	Mlg-Plum Creek Festival	224.01
			Vendor Total:	224.01
11/03/2023	Wiseman, Tricia	01 2710 332 000 0000 001	Transportation Aug-Oct 2023	548.84
	Wiseman, Tricia	01 2710 332 000 0000 002	Transportation Aug-Oct 2023	548.84
			Vendor Total:	1,097.68
10/17/2023	Wm Krotter Co	01 3541 610 000 1194 000	Screen Door Handle	79.99
			Vendor Total:	79.99
10/11/2023	Wragge, William	01 2410 610 000 0000 001	Security System Monitor	126.89
10/19/2023	Wragge, William	01 2410 610 000 0000 001	Meal-P/T Conf	161.88
11/09/2023				

<u>Invoice Date</u>	<u>Vendor Name</u>	<u>Account Number</u>	<u>Description</u>	<u>Amount</u>
	Wragge, William	01 2732 610 000 9018 000	Garage door opener for SPED Van	14.38
			Vendor Total:	303.15
11/03/2023				
	Young, Heather	01 2710 332 000 0000 001	Transportation - Oct 2023	301.49
			Vendor Total:	301.49
11/03/2023				
	Young, Sara	01 2710 332 000 0000 001	Transportation - Oct 2023	260.11
	Young, Sara	01 2710 332 000 0000 002	Transportation - Oct 2023	130.05
			Vendor Total:	390.16
11/08/2023				
	Zlomke, Kendra	01 2710 332 000 0000 001	Transportation - Aug-Oct 2023	1,026.74
	Zlomke, Kendra	01 2710 332 000 0000 002	Transportation - Aug-Oct 2023	1,026.74
			Vendor Total:	2,053.48
			Checking Account Total:	194,142.82

<u>Invoice Date</u>	<u>Vendor Name</u>	<u>Account Number</u>	<u>Description</u>	<u>Amount</u>
	Checking	1		
10/11/2023	Amazon.com	01 2610 610 000 0000 001	Keystand with hooks	64.95
10/12/2023	Amazon.com	01 1100 610 000 0000 002	Youth Basketballs	142.80
	Amazon.com	01 1100 610 000 0000 002	promotion	(7.14)
10/02/2023	Amazon.com	01 1200 610 000 0000 000	LG 22MK430H-B 21.5-Inch Full HD Monitor	79.99
	Amazon.com	01 1200 610 000 0000 000	[Apple MFi Certified] Lightning to HDMI	17.99
	Amazon.com	01 1200 610 000 0000 000	Shipping	6.99
10/18/2023	Amazon.com	01 1200 610 000 0000 002	GREEN DEVIL 3 Pack Kids Ear Protection E	65.98
10/12/2023	Amazon.com	01 1100 610 000 1112 001	Business Card Paper	23.67
	Amazon.com	01 1100 610 000 1112 001	shipping	6.99
10/06/2023	Amazon.com	01 1200 610 000 0000 001	Custom Self-Inking Stamp - Rubber	39.92
09/26/2023	Amazon.com	01 1100 610 000 1112 001	Business Card Paper	7.89
09/26/2023	Amazon.com	01 2161 610 000 0000 002	PlayMonster Lauri Lacing Laces (PT)	5.99
	Amazon.com	01 2320 610 000 0000 000	Logitech Wireless Mouse M190	14.99
	Amazon.com	01 2320 610 000 0000 000	shipping	6.99
10/12/2023	Amazon.com	01 1100 610 000 0000 002	Youth Footballs	39.16
	Amazon.com	01 1100 610 000 0000 002	Youth Volleyballs-6 pack	39.99
10/06/2023	Amazon.com	01 1200 610 000 0000 002	shipping	6.99
	Amazon.com	01 1200 610 000 0000 002	Power Your Fun Arggh Mini Stress Balls f	16.98
	Amazon.com	01 1200 610 000 0000 002	BUNMO Super Sensory Stretchy Strings 6pk	9.99
	Amazon.com	01 1200 610 000 0000 002	BUNMO Stretchy Strings Sensory Toys 6pk	7.99
			Vendor Total:	599.10
10/24/2023	Apple Store	01 2510 643 000 0000 000	Apple Developer - 1 yr membership	105.93
			Vendor Total:	105.93
10/13/2023	Arby's #1529	01 6310 580 000 0000 001	Meal-MTSS Wkshp (3)	31.86
			Vendor Total:	31.86
10/13/2023				

<u>Invoice Date</u>	<u>Vendor Name</u>	<u>Account Number</u>	<u>Description</u>	<u>Amount</u>
	B & D Kasselder Inc	01 2710 626 000 0000 001	Vehicle Fuel	55.16
			Vendor Total:	55.16
10/30/2023				
	Bright Wheel	01 3541 643 000 0000 000	Sixpence Monthly Subscription	50.00
			Vendor Total:	50.00
10/03/2023				
	Casey's General Store #1181	01 2710 626 000 0000 000	Vehicle Fuel	44.00
			Vendor Total:	44.00
10/18/2023				
	Casey's General Stores, Inc.	01 6990 610 000 1198 002	Meal - Family Literacy	91.96
10/04/2023				
	Casey's General Stores, Inc.	01 2120 580 000 1197 001	Meal-Sr Parents Night	234.00
09/26/2023				
	Casey's General Stores, Inc.	01 6990 610 000 1198 002	Meal - Family Literacy	119.73
09/29/2023				
	Casey's General Stores, Inc.	01 2570 610 000 0000 000	Meal-Teacher Inservice	236.33
			Vendor Total:	682.02
10/23/2023				
	Cheesecake Factory Omaha, The	01 6990 580 000 1198 002	Meal-Family Literacy Conf (4)	110.00
			Vendor Total:	110.00
09/29/2023				
	Concordia University	01 6310 330 000 1195 001	Plum Creek Festival Regis - St. Mary's	150.00
			Vendor Total:	150.00
10/11/2023				
	Coppermill Steakhouse	01 2410 580 000 0000 001	Meal-MTSS (JB/WR)	16.66
	Coppermill Steakhouse	01 6310 580 000 0000 001	Meal-MTSS Wkshp (3)	104.72
10/13/2023				
	Coppermill Steakhouse	01 3541 580 000 1193 000	Meal-Early Childhood Conf	39.90
10/13/2023				
	Coppermill Steakhouse	01 3541 580 000 0000 000	Meal-Early Childhood Conf	40.00
			Vendor Total:	201.28
10/26/2023				
	Cubby's - O'Neill	01 2710 626 000 0000 001	Vehicle Fuel	27.75
10/05/2023				
	Cubby's - O'Neill	01 2710 626 000 0000 001	Vehicle Fuel	31.37
10/26/2023				
	Cubby's - O'Neill	01 2710 626 000 0000 001	Vehicle Fuel	29.83
			Vendor Total:	88.95
10/12/2023				
	Cunningham's Journal on the Lake	01 6310 580 000 0000 001	Meal - MTSS Wkshp (4)	104.54
			Vendor Total:	104.54
09/28/2023				

<u>Invoice Date</u>	<u>Vendor Name</u>	<u>Account Number</u>	<u>Description</u>	<u>Amount</u>
	Dairy Queen	01 6990 610 000 1198 002	Meal - Family Literacy	187.03
			Vendor Total:	187.03
09/27/2023				
	E-Z Stop	01 2710 626 000 0000 001	Vehicle Fuel	65.00
			Vendor Total:	65.00
10/12/2023				
	GREENHOUSE MEGASTORE	01 1100 610 000 1103 001	Greenhouse Motor Shutters	320.00
	GREENHOUSE MEGASTORE	01 1100 610 000 1103 001	tax should be reimbursed	22.40
			Vendor Total:	342.40
10/23/2023				
	Hilton Omaha	01 6990 580 000 1198 002	Meal-Family Literacy Conf (4)	23.57
10/23/2023				
	Hilton Omaha	01 6990 580 000 1198 002	Meal-Family Literacy Conf (4)	49.36
			Vendor Total:	72.93
08/02/2023				
	Learning A-Z	01 1100 643 000 0000 002	Raz-Plus Renewal 1 yr	234.00
	Learning A-Z	01 1100 643 000 0000 002	ELL Edition Renewal 1 yr	70.00
	Learning A-Z	01 1100 643 000 0000 002	Vocabulary A-Z Renewal 1 yr	2,574.00
	Learning A-Z	01 1100 643 000 0000 002	Reversal: Vocabulary A-Z Renewal 1 yr	(2,574.00)
	Learning A-Z	01 6998 643 019 0000 002	Correction: Vocabulary A-Z Renewal 1 yr	2,574.00
	Learning A-Z	01 1100 643 000 0000 002	Reversal: Raz-Plus Renewal 1 yr	(234.00)
	Learning A-Z	01 6998 643 019 0000 002	Correction: Raz-Plus Renewal 1 yr	234.00
	Learning A-Z	01 1100 643 000 0000 002	Reversal: ELL Edition Renewal 1 yr	(70.00)
	Learning A-Z	01 6998 643 019 0000 002	Correction: ELL Edition Renewal 1 yr	70.00
			Vendor Total:	2,878.00
10/03/2023				
	McDonald's	01 6990 610 000 1198 002	Meal - Family Literacy	171.71
10/05/2023				
	McDonald's	01 6990 610 000 1198 002	Meal - Family Literacy	179.20
10/06/2023				
	McDonald's	01 2120 580 000 1197 001	Meal-College Access Gr	109.75
			Vendor Total:	460.66
10/23/2023				
	McDonalds #10113	01 2320 580 000 0000 000	Meal-Grants 4 Schools Wkshp	11.29
			Vendor Total:	11.29
09/26/2023				
	Menards	01 2620 610 000 0000 001	36" Pro-Rib® Ocean Blue Steel Panel. 12'	186.12
	Menards	01 2620 610 000 0000 001	36" Pro-Rib® Ocean Blue Steel Panel. 10'	310.24
	Menards	01 2620 610 000 0000 001	36" Pro-Rib® Ocean Blue Steel Panel. 7'	298.65

<u>Invoice Date</u>	<u>Vendor Name</u>	<u>Account Number</u>	<u>Description</u>	<u>Amount</u>
	Menards	01 2620 610 000 0000 001	10' White Residential Ridge Cap 4/12 Pit	179.56
	Menards	01 2620 610 000 0000 001	12' White Steel Corner and Gable Trim	172.20
	Menards	01 2620 610 000 0000 001	16' White Steel Corner & Gable Trim	77.98
	Menards	01 2620 610 000 0000 001	shipping materials	85.99
	Menards	01 2620 610 000 0000 001	shipping materials	28.59
	Menards	01 2620 610 000 0000 001	shipping materials	95.99
	Menards	01 2620 610 000 0000 001	shipping materials	19.99
	Menards	01 2620 610 000 0000 001	18" x 10' Ocean Blue W Valley Flashing	260.68
	Menards	01 2620 610 000 0000 001	Pro-Grip #12 x 1-1/2" Hex Drive Ocean Bl	89.95
	Menards	01 2620 610 000 0000 001	1/2 x 4 x 8 OSB	198.90
	Menards	01 2620 610 000 0000 001	Pro-Rib Outside Closure - 4 pack	40.92
			Vendor Total:	2,045.76
10/10/2023				
	Mentzer Oil	01 2710 626 000 0000 001	Vehicle Fuel	39.94
			Vendor Total:	39.94
10/03/2023				
	National Science Teachers Association	01 6310 330 000 0000 001	NSTA Nat'l Conference Regis - B. Corkle	445.00
	National Science Teachers Association	01 6310 330 000 0000 001	NSTA Nat'l Conference Regis - S. Ehlers	445.00
	National Science Teachers Association	01 6310 330 000 0000 001	NSTA Nat'l Conference Regis - N. Simonso	445.00
			Vendor Total:	1,335.00
09/26/2023				
	NCFL Families Learning	01 6990 330 000 1198 002	NCFL Conference Regis - K. Hoffman	595.00
	NCFL Families Learning	01 6990 330 000 1198 002	NCFL Conference Regis - M. Hampton	595.00
	NCFL Families Learning	01 6990 330 000 1198 002	NCFL Conference Regis - N. Payne	595.00
			Vendor Total:	1,785.00
10/06/2023				
	Nebraska Music Educators Association	01 1100 810 000 1141 002	Registrations for All-State	240.00
	Nebraska Music Educators Association	01 1100 810 000 1141 002	Molly's lunch and shirt	25.00
			Vendor Total:	265.00
10/23/2023				
	Nebraska School Counselor Association	01 2120 330 000 0000 000	NSCA School Counselor Academy Regis - B.	180.00
	Nebraska School Counselor Association	01 2120 330 000 0000 002	NSCA School Counselor Academy Regis - M.	180.00
	Nebraska School Counselor Association	01 2120 330 000 0000 000	NSCA School Counselor Academy Regis - C.	180.00
			Vendor Total:	540.00
07/03/2023				

<u>Invoice Date</u>	<u>Vendor Name</u>	<u>Account Number</u>	<u>Description</u>	<u>Amount</u>
	Nebraska State Fire Marshal Agency	01 2620 352 000 0000 000	Boiler Inspection June 2023	252.00
			Vendor Total:	252.00
09/26/2023	Procare Software	01 3300 643 000 1744 002	Childcare Software-Sept 2023	79.00
10/24/2023	Procare Software	01 3300 643 000 1744 002	Childcare Software-Oct 2023	79.00
			Vendor Total:	158.00
10/14/2023	Raising Cane's - Kearney	01 3541 580 000 1193 000	Meal-Early Childhood Conf	11.63
			Vendor Total:	11.63
07/26/2023	Ramada Inn - Kearney	01 2320 580 000 0000 000	Credit for taxes	(15.53)
			Vendor Total:	(15.53)
10/22/2023	Rocco's Pizza & Cantina	01 6990 580 000 1198 002	Meal-Family Literacy Conf (4)	63.76
			Vendor Total:	63.76
10/24/2023	Runza	01 6310 580 000 0000 001	Meals-Science NSTA Conf	33.51
			Vendor Total:	33.51
10/19/2023	Subway	01 6990 610 000 1198 002	Meal - Family Literacy	105.00
10/19/2023	Subway	01 2410 610 000 0000 002	Teachers Breakfast	365.24
			Vendor Total:	470.24
10/12/2023	Subway	01 3541 580 000 1193 000	Meal-Early Childhood Conf	11.76
10/12/2023	Subway	01 3541 580 000 1194 000	Meal-Early Childhood Conf	13.16
			Vendor Total:	24.92
10/10/2023	Taco John's	01 6990 610 000 1198 002	Meal-Family Literacy	58.59
			Vendor Total:	58.59
10/18/2023	Target	01 3541 610 000 1194 000	A+D Zinc Oxide Diaper Rash Cream - 4oz	11.78
10/18/2023	Target	01 3599 610 000 1194 000	Advantage Premium Powder Infant Formula	139.51
	Target	01 3541 610 000 1194 000	Lemon and Fresh Scent Disinfecting Wipes	24.16
	Target	01 3541 610 000 1194 000	10ct Glitter Paint Markers Bullet Tip -	19.66
	Target	01 3541 610 000 1194 000	Pillsbury Funfetti Halloween Vanilla Fla	1.96
	Target	01 3541 610 000 1194 000	Pillsbury Funfetti Green Tub	1.96

<u>Invoice Date</u>	<u>Vendor Name</u>	<u>Account Number</u>	<u>Description</u>	<u>Amount</u>
			Frosting -	
	Target	01 3541 610 000 1194 000	Pillsbury Baking Funfetti Midnight Black	1.86
	Target	01 3541 610 000 1194 000	Marshmallow Fluff Frosting - 16oz	2.94
			Vendor Total:	203.83
10/05/2023				
	Teachers Pay Teachers	01 1100 610 000 0000 002	NWEA Map prep test prep	103.50
			Vendor Total:	103.50
10/10/2023				
	Walmart.com	01 2610 610 000 0000 001	Clocks for HS Gym	34.52
			Vendor Total:	34.52
			Checking Account Total:	13,649.82