

Board of Education
Monday, December 16, 2019 7:00 PM Central

High School Media Center
740 Sherman Avenue
Grant, Nebraska 69140

1. Call to Order
 1. Pledge of Allegiance
 2. Reminder to public of Open Meetings Law
 3. Roll Call
 4. Verification of Notice of Meeting
 5. Approve Agenda
2. Consent Agenda
 1. Consider approving the 11 November 2019 Strategic Planning Board Minutes and 18 November 2019 Regular Board Minutes
 2. Approve Payment of the In & Out Claim (Each month the In & Out claim will be voted on separately so that there is no conflict of interest by Board Member Kroeker)
 3. Approve all other Bills and Payroll
3. Reports
 1. Mrs. Deb Paulman, ESU 16 Director
 2. Matt Fischer and Carl Dietz, First National Bank.
 3. Principal
 4. Curriculum Coordinator
 5. Activities Director
 6. Technology Director
 7. Superintendent
4. Public Comment
5. Discussion/Action Items
 1. Superintendent evaluation.
 2. Discuss, review, and take all necessary action to allow parents'/guardians', in exchange for signing a private football helmet acknowledgment, waiver, and release form, to forego their student using a School District football helmet and provide their own helmet.
 3. Discuss activity bus transportation, bus routes, and shortage of licensed drivers.
 4. Discuss board agenda format and communication.
6. Board Committee Reports
7. Executive Session
8. Adjournment

PERKINS COUNTY SCHOOLS
BOARD OF EDUCATION REGULAR MEETING
Monday, November 18, 2019

The regular monthly meeting of the Perkins County Schools Board of Education was called to order in the high school media center on Monday, November 18, 2019 at 7:00pm by President Jayson Bishop. The following board members answered roll call: Jayson Bishop, Chris Fryzek, Angela Gloy, Amy Kroeker, Angie Patrick and Larry Pritchett. Tonya McArtor and Jeremy Struckman were present for part of the meeting, while Deanne Bishop, Ben Jones, Nicole Long, Phillip Picquet and Renee Seiler were present for the entire meeting. The Pledge of Allegiance was recited, notation of the posted Open Meetings Law was made, and Amy Kroeker and Angie Patrick verified they had seen the published notice of the meeting.

Consent agenda

This motion to approve the agenda as presented, made by Chris Fryzek and seconded by Amy Kroeker, Passed. Jayson Bishop: Yea, Chris Fryzek: Yea, Angela Gloy: Yea, Amy Kroeker: Yea, Angie Patrick: Yea, Larry Pritchett: Yea
Yea: 6, Nay: 0

Consider approving the 18 October 2019 regular board minutes

This motion to approve the 18 October 2019 regular board meeting minutes, made by Angie Patrick and seconded by Chris Fryzek, Passed. Jayson Bishop: Yea, Chris Fryzek: Yea, Angela Gloy: Yea, Amy Kroeker: Yea, Angie Patrick: Yea, Larry Pritchett: Yea
Yea: 6, Nay: 0

Approve payment of the In & Out claim (Each month the In & Out claim will be voted on separately so that there is no conflict of interest by Board Member Kroeker)

This motion, to pay the In & Out claim of \$1,362.34, made by Larry Pritchett and seconded by Chris Fryzek, Passed. Jayson Bishop: Yea, Chris Fryzek: Yea, Angela Gloy: Yea, Amy Kroeker: Abstain (With Conflict), Angie Patrick: Yea, Larry Pritchett: Yea
Yea: 5, Nay: 0, Abstain (With Conflict): 1

Approve all other bills and payroll

This motion to pay General Fund claims of \$532,049.34 (Payroll \$217,150.03; Bills \$314,899.31) and Lunch Fund claims of \$30,776.65 (Payroll \$7,328.51; Bills \$23,447.14), made by Amy Kroeker and seconded by Angela Gloy, Passed. Jayson Bishop: Yea, Chris Fryzek: Yea, Angela Gloy: Yea, Amy Kroeker: Yea, Angie Patrick: Yea, Larry Pritchett: Yea
Yea

Yea: 6, Nay: 0

This motion to pay Special Building Fund claim to Snell Services, Inc. of \$35,391.48, made by Chris Fryzek and seconded by Angela Gloy, Passed. Jayson Bishop: Yea, Chris Fryzek: Yea, Angela Gloy: Yea, Amy Kroeker: Yea, Angie Patrick: Yea, Larry Pritchett: Yea
Yea: 6, Nay: 0

Reports

Rachel Smith – Rauner & Associates Audit Report

Principals
Curriculum Coordinator
Activities Director
Technology Director
Superintendent

Public Comment

Discussion/Action Items

1. Discuss upcoming December superintendent evaluation and necessary report of terms of Superintendent contract. Discussion only. No action was taken.
2. Discussion and questions regarding strategic planning. Discussion only. No action was taken.
3. Committee on American Civics
 - a. Partial review of social studies curriculum and implementation of provisions in LB 399. Discussion only. No action was taken.

Board Committee Reports

Executive Session

The next regular board meeting is scheduled for December 16, 2019 at 7pm. This motion to adjourn the meeting at 10:15pm, made by Jayson Bishop and seconded by Amy Kroeker, Passed. Jayson Bishop: Yea, Chris Fryzek: Yea, Angela Gloy: Yea, Amy Kroeker: Yea, Angie Patrick: Yea, Larry Pritchett: Yea
Yea: 6, Nay: 0

PERKINS COUNTY SCHOOLS
BOARD OF EDUCATION STRATEGIC PLANNING MEETING
Monday, November 11, 2019

The strategic planning meeting of the Perkins County Schools Board of Education was called to order in the high school media center on Monday, November 11, 2019 at 7:00pm by President Jayson Bishop. The following board members answered roll call: Jayson Bishop, Chris Fryzek, Angela Gloy, Amy Kroeker, Angie Patrick and Larry Pritchett. Deanne Bishop, Ben Jones, Nicole Long, Phillip Picquet and Renee Seiler were present for the entire meeting. The Pledge of Allegiance was recited, notation of the posted Open Meetings Law was made, and Jayson Bishop and Amy Kroeker verified they had seen the published notice of the meeting.

Consent agenda

This motion to approve the agenda as presented, made by Chris Fryzek and seconded by Angela Gloy, Passed. Jayson Bishop: Yea, Chris Fryzek: Yea, Angela Gloy: Yea, Amy Kroeker: Yea, Angie Patrick: Yea, Larry Pritchett: Yea
Yea: 6, Nay: 0

Discussion/Action Items

1. Present and discuss continuous school improvement goals, plans and actions. Discussion only. No action was taken.
2. Present and discuss immediate and long-term planning of buildings and grounds, transportation and district budget. Discussion only. No action was taken.

This motion to adjourn the meeting at 9:39pm, made by Jayson Bishop and seconded by Amy Kroeker, Passed. Jayson Bishop: Yea, Chris Fryzek: Yea, Angela Gloy: Yea, Amy Kroeker: Yea, Angie Patrick: Yea, Larry Pritchett: Yea
Yea: 6, Nay: 0

Bank Statement Reconciliation

Check Number Vendor Name Check Date Check Amount

Period from 11/01/2019 through 11/30/2019

Description: November 2019

Cleared Checks

012217	Monica Cole	09/11/2019	115.00
012245	Dundy County High School	09/26/2019	40.00
012257	Eric McCormick	10/03/2019	150.00
012281	Courtyard by Marriott	10/18/2019	115.25
012284	Scottie's Potties	10/21/2019	150.00
012292	NEMFCA	10/23/2019	40.00
012297	Ogallala Public Schools	10/28/2019	12.00
012298	Ogallala Public Schools	10/28/2019	15.00
012299	Ogallala Public Schools	10/28/2019	7.00
012301	Hershey High School	10/29/2019	40.00
012302	Ogallala Public Schools	10/29/2019	5.00
012303	Ogallala Public Schools	10/29/2019	11.00
012304	Ogallala Public Schools	10/29/2019	12.00
012305	Penny Hite	10/30/2019	37.80
012307	Win Designs	10/30/2019	55.23
012308	Jeremy Struckman	10/30/2019	150.69
012309	Jeremy Struckman	10/30/2019	15.60
012310	5 Star Custom Designs	11/01/2019	161.00
012311	Chesterman Co.	11/04/2019	278.26
012312	Hatch's Super Foods	11/04/2019	630.95
012313	SpeechGeek Market	11/04/2019	10.00
012314	Ronda Baumfalk-Sipley	11/06/2019	149.46
012315	Poppe's Posies	11/06/2019	102.00
012316	North Platte St. Pats	11/07/2019	40.00
012317	3X Gear LLC	11/07/2019	295.00
012318	Nebraska FFA Association	11/07/2019	240.00
012319	Nebraska FFA Association	11/07/2019	900.00
012320	Amazon	11/11/2019	118.60
012321	Cash-Wa Distributing	11/11/2019	116.70
012322	General Fund	11/11/2019	31.36
012325	Vaks Auto Kustoms	11/12/2019	40.00
012328	Josh Burke	11/18/2019	300.00
012329	Roger Behrends	11/18/2019	200.00
012330	Cash-Wa Distributing	11/18/2019	1,805.49
012332	In & Out	11/18/2019	90.75
012334	Pinnacle Bank	11/18/2019	75.00
012335	Payment Remittance Center	11/18/2019	67.00
012336	Win Designs	11/18/2019	55.23
012340	Mario Chavez	11/20/2019	100.00

Cleared Check Total: 6,778.37

Outstanding Checks

011921	Cathy Howard	01/04/2019	75.00
--------	--------------	------------	-------

Bank Statement Reconciliation

Check Number	Vendor Name	Check Date	Check Amount
012138	Rich Reitz	05/10/2019	100.00
012300	Dundy County High School	10/29/2019	30.00
012331	Penny Hite	11/18/2019	275.00
012333	Renee Marquardt	11/18/2019	275.00
012339	Ronda Baumfalk-Sipley	11/20/2019	116.92
012341	Renee Marquardt	11/22/2019	190.00
012344	Lynn Rinehart	11/22/2019	250.00
012345	Duane Skiles	11/22/2019	250.00
012346	Matt Skiles	11/22/2019	250.00
012347	Ewell Educational Services	11/25/2019	325.00
012348	National FFA Organization	11/25/2019	811.50
012349	NCTA	11/25/2019	60.00
Outstanding Check Total:			3,008.42

Voided Checks

012289	Quality Inn & Suites	11/04/2019	-316.00
012306	Jeremy Struckman	11/04/2019	-16.45
Voided Check Total:			-332.45

Bank Statement Reconciliation Summary

1. Statement Balance	262,848.00
2. - Outstanding Checks	3,008.42
3. + Outstanding Receipts	0.00
4. Total	259,839.58
5. + Investments	0.00
6. Book Balance	259,839.58

Updated November 30, 2019

2019-20 Perkins County Schools Certificates of Deposit/Investments

	CD INTEREST	MATURITY DATE(S)	CURRENT AMOUNTS
GENERAL FUND CD'S/INVESTMENTS			
Nebraska Liquid Asset Fund #9300632			\$17.05
Total			\$17.05
DEPRECIATION FUND CD'S			
Total			\$0.00
SPECIAL BUILDING FUND CD'S			
Total			\$0.00
ACTIVITY FUND CD'S			
Total			\$0.00
EMPLOYEE BENEFIT CD'S			
Total			
Total Certificates of Deposit/Investments			\$17.05

SELECTED Data

Check Register

Arranged by:
Check Number

Check Number	Check Date	Vendor Name	Description	Amount
012310	11/01/2019	5 Star Custom Designs	jerzees	161.00
012311	11/04/2019	Chesterman Co.	supplies	278.26
012312	11/04/2019	Hatch's Super Foods	supplies	630.95
012313	11/04/2019	SpeechGeek Market	Code Broken	10.00
012314	11/06/2019	Ronda Baumfalk-Sipley	supplies	149.46
012315	11/06/2019	Poppe's Posies	homecomng royalty flowers	102.00
012316	11/07/2019	North Platte St. Pats	entry fee	40.00
012317	11/07/2019	3X Gear LLC	coaches pullovers	295.00
012318	11/07/2019	Nebraska FFA Association	P2C registration	240.00
012319	11/07/2019	Nebraska FFA Association	National & State Memberships	900.00
012320	11/11/2019	Amazon	supplies	118.60
012321	11/11/2019	Cash-Wa Distributing	supplies	116.70
012322	11/11/2019	General Fund	hot choc. supplies	31.36
012325	11/12/2019	Vaks Auto Kustoms	repair tackling dummy	40.00
012328	11/18/2019	Josh Burke	weight management fee	300.00
012329	11/18/2019	Roger Behrends	VB officiating	200.00
012330	11/18/2019	Cash-Wa Distributing	concessions	1,805.49
012331	11/18/2019	Penny Hite	VB officiating	275.00
012332	11/18/2019	In & Out	pizza-coaches (SPVA)	90.75
012333	11/18/2019	Renee Marquardt	VB officiating	275.00
012334	11/18/2019	Pinnacle Bank	coaches clinic	75.00
012335	11/18/2019	Payment Remittance Center	sports performance training	67.00
012336	11/18/2019	Win Designs	Shirt-New Staff	55.23
012339	11/20/2019	Ronda Baumfalk-Sipley	supplies	116.92
012340	11/20/2019	Mario Chavez	trackwrestling assistance	100.00
012341	11/22/2019	Renee Marquardt	JH VB officiating	190.00
012344	11/22/2019	Lynn Rinehart	JH wrestling officiating	250.00
012345	11/22/2019	Duane Skiles	JH wrestling officiating	250.00
012346	11/22/2019	Matt Skiles	JH wrestling officiating	250.00
012347	11/25/2019	Ewell Educational Services	FFA/SAE record keeping system	325.00
012348	11/25/2019	National FFA Organization	Jackets, Ties, Etc	811.50
012349	11/25/2019	NCTA	30 Scantrons	60.00
			Report Total:	8,610.22

CLAIMS LIST SUMMARY
TO BE APPROVED AT THE DECEMBER 16, 2019 BOARD MEETING

GENERAL FUND

In & Out Bill	\$ 401.33
Payroll	\$ 214,870.88
Bills	<u>\$ 298,577.20</u>
Total	\$ 513,448.08

LUNCH FUND

Payroll	\$ 6,090.29
Bills	<u>\$ 20,956.23</u>
Total	\$ 27,046.52

DEPRECIATION FUND

SPECIAL BUILDING FUND

ALL Data

Expense Budget Report

Arranged by:
Account Number

Date Range: YTD thru 12/31/2019

Account	Description	Budget	Expenditures	Payables & Encumbrances	Unencumbered Balance	Percent Remaining
01	GENERAL					
01-2-01100-111-001	Sec Teachers Salary	1,134,835.00	377,908.25	0.00	756,926.75	66.69
01-2-01100-111-002	Elem Teachers Salary	899,400.00	289,014.62	0.00	610,385.38	67.86
01-2-01100-113-001	Sec Substitute Sal	35,000.00	11,812.50	0.00	23,187.50	66.25
01-2-01100-113-002	Elem Substitute Sal	35,000.00	10,972.50	0.00	24,027.50	68.65
01-2-01100-114-001	Technology Staff	24,200.00	10,002.46	0.00	14,197.54	58.66
01-2-01100-120-001	Comm Coaches Salary	32,000.00	13,518.75	0.00	18,481.25	57.75
01-2-01100-211-001	Sec Health Insurance	264,000.00	88,946.24	0.00	175,053.76	66.30
01-2-01100-211-002	Elem Health Insurance	300,000.00	98,965.73	0.00	201,034.27	67.01
01-2-01100-220-001	Sec Soc Sec Non Instruct	3,000.00	1,128.60	0.00	1,871.40	62.38
01-2-01100-220-002	Elem Soc Sec Non Instruct	1,000.00	111.19	0.00	888.81	88.88
01-2-01100-221-001	Sec Soc Sec	88,100.00	28,555.92	0.00	59,544.08	67.58
01-2-01100-221-002	Elem Soc Sec	69,820.00	21,528.60	0.00	48,291.40	69.16
01-2-01100-223-001	Sec Substitute Soc Sec	2,800.00	903.71	0.00	1,896.29	67.72
01-2-01100-223-002	Elem Substitute Soc Sec	2,800.00	839.44	0.00	1,960.56	70.02
01-2-01100-224-001	Technology Soc Sec	2,020.00	734.38	0.00	1,285.62	63.64
01-2-01100-230-001	Sec Retirement Non Instruct	500.00	123.45	0.00	376.55	75.31
01-2-01100-230-002	Elem Retirement Non Instruct	500.00	148.14	0.00	351.86	70.37
01-2-01100-231-001	Sec Retirement	113,760.00	37,297.04	0.00	76,462.96	67.21
01-2-01100-231-002	Elem Retirement	90,150.00	28,553.49	0.00	61,596.51	68.32
01-2-01100-233-001	Sec Substitute Retirement	0.00	0.00	0.00	0.00	0.00
01-2-01100-233-002	Elem Substitute Retirement	0.00	0.00	0.00	0.00	0.00
01-2-01100-234-001	Technology Retirement	2,500.00	988.03	0.00	1,511.97	60.47
01-2-01100-237-000	Increased Retirement	0.00	0.00	0.00	0.00	0.00
01-2-01100-261-000	Unemployment	2,000.00	0.00	0.00	2,000.00	100.00
01-2-01100-281-000	Insurance Health Benefit	20,800.00	9,371.80	0.00	11,428.20	54.94
01-2-01100-320-001	Sec ESU Contracted Serv	2,500.00	1,250.00	0.00	1,250.00	50.00
01-2-01100-320-002	Elem ESU Contracted Serv	2,500.00	1,500.00	0.00	1,000.00	40.00
01-2-01100-330-001	Sec Staff Development	8,000.00	878.99	0.00	7,121.01	89.01
01-2-01100-330-002	Elem Staff Development	6,000.00	532.00	0.00	5,468.00	91.13
01-2-01100-382-001	Distance Learning	23,000.00	23,000.00	0.00	0.00	0.00
01-2-01100-580-001	Sec Travel Expense	3,200.00	568.00	0.00	2,632.00	82.25
01-2-01100-580-002	Elem Travel Expense	3,200.00	690.00	0.00	2,510.00	78.43
01-2-01100-610-001	Sec Teaching Supplies	32,000.00	6,615.82	0.00	25,384.18	79.32
01-2-01100-610-002	Elem Teaching Supplies	32,000.00	3,008.14	0.00	28,991.86	90.59
01-2-01100-640-001	Sec Textbooks and	15,000.00	84.29	0.00	14,915.71	99.43
01-2-01100-640-002	Elem Textbooks and	18,000.00	126.50	0.00	17,873.50	99.29
01-2-01100-650-001	Sec Computer Supplies	10,000.00	915.74	0.00	9,084.26	90.84
01-2-01100-650-002	Elem Computer Supplies	9,500.00	0.00	0.00	9,500.00	100.00
01-2-01100-733-001	Sec Furn and Equip	10,000.00	3,900.00	0.00	6,100.00	61.00
01-2-01100-733-002	Elem Furn and Equip	5,000.00	0.00	0.00	5,000.00	100.00
01-2-01100-734-001	Sec Computer Hardware	17,000.00	744.44	0.00	16,255.56	95.62

ALL Data

Expense Budget Report

Arranged by:
Account Number

Date Range: YTD thru 12/31/2019

Account	Description	Budget	Expenditures	Payables & Encumbrances	Unencumbered Balance	Percent Remaining
01-2-01100-734-002	Elem Computer Hardware	17,000.00	744.44	0.00	16,255.56	95.62
01-2-01125-111-002	Flex-Spending Teachers	2,000.00	0.00	0.00	2,000.00	100.00
01-2-01125-112-002	Flex-Spending Aides	5,600.00	0.00	0.00	5,600.00	100.00
01-2-01125-221-002	Flex-Sp Soc Sec Teachers	200.00	0.00	0.00	200.00	100.00
01-2-01125-222-002	Flex-Sp Soc Sec Aides	410.00	0.00	0.00	410.00	100.00
01-2-01125-231-002	Flex-Sp Retire Teachers	220.00	0.00	0.00	220.00	100.00
01-2-01125-232-002	Flex-Sp Retire Aides	565.00	0.00	0.00	565.00	100.00
01-2-01125-610-002	Flex-Spending Supplies	0.00	0.00	0.00	0.00	0.00
01-2-01150-111-002	LEP Teachers	33,280.00	10,873.33	0.00	22,406.67	67.32
01-2-01150-112-002	LEP Aides	13,650.00	5,871.91	0.00	7,778.09	56.98
01-2-01150-212-002	LEP Aides Health Ins	8,300.00	2,766.04	0.00	5,533.96	66.67
01-2-01150-221-002	LEP Soc Sec Teachers	2,600.00	818.64	0.00	1,781.36	68.51
01-2-01150-222-002	LEP Soc Sec Aides	1,065.00	449.20	0.00	615.80	57.82
01-2-01150-231-002	LEP Retire Teachers	3,300.00	1,074.04	0.00	2,225.96	67.45
01-2-01150-232-002	LEP Retire Aides	1,345.00	580.02	0.00	764.98	56.87
01-2-01150-580-002	LEP Travel Expense	100.00	0.00	0.00	100.00	100.00
01-2-01150-610-002	LEP Supplies	800.00	0.00	0.00	800.00	100.00
01-2-01150-890-002	LEP Misc	0.00	0.00	0.00	0.00	0.00
01-2-01160-110-001	Teammates Director	12,000.00	3,650.50	0.00	8,349.50	69.57
01-2-01160-111-001	Sec Poverty Teachers	12,000.00	3,628.36	0.00	8,371.64	69.76
01-2-01160-111-002	Elem Poverty Teachers	12,800.00	4,237.11	0.00	8,562.89	66.89
01-2-01160-112-002	Poverty Aides	0.00	0.00	0.00	0.00	0.00
01-2-01160-220-001	Teammates Soc Sec	1,000.00	279.26	0.00	720.74	72.07
01-2-01160-221-001	Sec Pov Teachers Soc Sec	832.00	264.61	0.00	567.39	68.19
01-2-01160-221-002	Elem Pov Teachers Soc Sec	1,000.00	310.64	0.00	689.36	68.93
01-2-01160-222-002	Poverty Soc Sec Aides	0.00	0.00	0.00	0.00	0.00
01-2-01160-231-001	Sec Pov Teachers Retire	1,100.00	358.40	0.00	741.60	67.41
01-2-01160-231-002	Elem Pov Teachers Retire	1,275.00	418.53	0.00	856.47	67.17
01-2-01160-232-002	Poverty Retire Aides	0.00	0.00	0.00	0.00	0.00
01-2-01160-610-001	Poverty Supplies	300.00	81.20	0.00	218.80	72.93
01-2-01160-733-001	Poverty Furniture	200.00	0.00	0.00	200.00	100.00
01-2-01160-734-001	Poverty Comp Hardware	200.00	0.00	0.00	200.00	100.00
01-2-01190-111-002	Preschool Teachers	67,000.00	21,233.32	0.00	45,766.68	68.30
01-2-01190-112-002	Preschool Aides	31,000.00	11,347.85	0.00	19,652.15	63.39
01-2-01190-113-002	Preschool Substitutes	150.00	0.00	0.00	150.00	100.00
01-2-01190-132-002	Preschool Aides Overtime	60.00	180.97	0.00	-120.97	-201.61
01-2-01190-211-002	Presch Teachers Health Ins	16,620.00	5,540.20	0.00	11,079.80	66.66
01-2-01190-212-002	Presch Aides Health Ins	8,300.00	2,766.04	0.00	5,533.96	66.67
01-2-01190-221-002	Preschool Teachers Soc Sec	5,000.00	1,624.36	0.00	3,375.64	67.51
01-2-01190-222-002	Preschool Aides Soc Sec	2,250.00	878.51	0.00	1,371.49	60.95
01-2-01190-223-002	Preschool Subs Soc Sec	0.00	0.00	0.00	0.00	0.00
01-2-01190-231-002	Preschool Teachers Retire	6,500.00	2,097.40	0.00	4,402.60	67.73

ALL Data

Expense Budget Report

Arranged by:
Account Number

Date Range: YTD thru 12/31/2019

Account	Description	Budget	Expenditures	Payables & Encumbrances	Unencumbered Balance	Percent Remaining
01-2-01190-232-002	Preschool Aides Retire	3,000.00	1,106.48	0.00	1,893.52	63.11
01-2-01190-610-002	Preschool Supplies	2,080.00	553.78	0.00	1,526.22	73.37
01-2-01190-773-002	Preschool Furniture	300.00	0.00	0.00	300.00	100.00
01-2-01200-111-001	SPED Sec Teachers	72,500.00	24,162.84	0.00	48,337.16	66.67
01-2-01200-111-002	SPED Elem Teachers	108,300.00	36,062.84	0.00	72,237.16	66.70
01-2-01200-112-001	SPED Sec Aides	28,700.00	14,249.38	0.00	14,450.62	50.35
01-2-01200-112-002	SPED Elem Aides	70,000.00	27,298.61	0.00	42,701.39	61.00
01-2-01200-113-001	SPED Sec Substitutes	400.00	0.00	0.00	400.00	100.00
01-2-01200-113-002	SPED Elem Substitutes	2,080.00	0.00	0.00	2,080.00	100.00
01-2-01200-132-001	SPED Sec Aides Overtime	100.00	0.00	0.00	100.00	100.00
01-2-01200-132-002	SPED Elem Aides Overtime	130.00	12.83	0.00	117.17	90.13
01-2-01200-211-001	SPED Sec Teach Health Ins	22,320.00	7,439.16	0.00	14,880.84	66.67
01-2-01200-211-002	SPED Elem Teach Health Ins	39,000.00	12,979.36	0.00	26,020.64	66.71
01-2-01200-212-001	SPED Sec Aides Health Ins	16,600.00	6,915.10	0.00	9,684.90	58.34
01-2-01200-212-002	SPED Elem Aides Health Ins	41,500.00	12,447.18	0.00	29,052.82	70.00
01-2-01200-221-001	SPED Sec Teachers Soc Sec	5,575.00	1,827.16	0.00	3,747.84	67.22
01-2-01200-221-002	SPED Elem Teachers Soc	8,325.00	2,706.20	0.00	5,618.80	67.49
01-2-01200-222-001	SPED Sec Aides Soc Sec	2,200.00	1,054.38	0.00	1,145.62	52.07
01-2-01200-222-002	SPED Elem Aides Soc Sec	5,350.00	2,057.78	0.00	3,292.22	61.53
01-2-01200-223-001	SPED Sec Sub Soc Sec	40.00	0.00	0.00	40.00	100.00
01-2-01200-223-002	SPED Elem Sub Soc Sec	50.00	0.00	0.00	50.00	100.00
01-2-01200-231-001	SPED Sec Teachers Retire	7,200.00	2,386.76	0.00	4,813.24	66.85
01-2-01200-231-002	SPED Elem Teachers Retire	10,725.00	3,562.20	0.00	7,162.80	66.78
01-2-01200-232-001	SPED Sec Aides Retire	2,900.00	1,407.52	0.00	1,492.48	51.46
01-2-01200-232-002	SPED Elem Aides Retire	6,950.00	2,507.23	0.00	4,442.77	63.92
01-2-01200-330-001	Sec SPED Emee Training	25.00	50.00	0.00	-25.00	-100.00
01-2-01200-330-002	Elem SPED Emee Training	100.00	25.00	0.00	75.00	75.00
01-2-01200-332-001	Mileage Paid To Parents	500.00	0.00	0.00	500.00	100.00
01-2-01200-332-002	Mileage Paid To Parents	500.00	0.00	0.00	500.00	100.00
01-2-01200-562-001	Tuition To Other Districts	0.00	0.00	0.00	0.00	0.00
01-2-01200-591-001	Sec SPED Services Purch	38,741.00	8,716.71	0.00	30,024.29	77.50
01-2-01200-591-002	Elem SPED Services Purch	38,741.00	20,339.10	0.00	18,401.90	47.49
01-2-01200-610-001	Sec SPED Supplies	1,000.00	0.00	0.00	1,000.00	100.00
01-2-01200-610-002	Elem SPED Supplies	1,000.00	311.59	0.00	688.41	68.84
01-2-01200-640-001	Sec SPED Textbooks	0.00	0.00	0.00	0.00	0.00
01-2-01200-640-002	Elem SPED Textbooks	0.00	0.00	0.00	0.00	0.00
01-2-01200-643-001	SPED Sec Software SRS	500.00	0.00	0.00	500.00	100.00
01-2-01200-643-002	SPED Elem Software SRS	500.00	0.00	0.00	500.00	100.00
01-2-01200-733-001	Sec SPED Furniture	2,000.00	0.00	0.00	2,000.00	100.00
01-2-01200-733-002	Elem SPED Furniture	1,040.00	0.00	0.00	1,040.00	100.00
01-2-01200-890-001	Sec SPED Miscellaneous	40.00	0.00	0.00	40.00	100.00
01-2-01200-890-002	Elem SPED Miscellaneous	40.00	0.00	0.00	40.00	100.00

ALL Data

Expense Budget Report

Arranged by:
Account Number

Date Range: YTD thru 12/31/2019

Account	Description	Budget	Expenditures	Payables & Encumbrances	Unencumbered Balance	Percent Remaining
01-2-01291-320-002	SPED Indirect Ages 3-5	0.00	0.00	0.00	0.00	0.00
01-2-01291-591-002	SPED Indirect Ages 3-5	1,100.00	225.73	0.00	874.27	79.47
01-2-01292-320-002	SPED Indirect Ages 0-2	0.00	0.00	0.00	0.00	0.00
01-2-01292-591-002	SPED Indirect Ages 0-2	900.00	153.02	0.00	746.98	82.99
01-2-02110-432-000	Student Attendance	6,000.00	820.55	0.00	5,179.45	86.32
01-2-02120-111-001	Sec Guidance	48,750.00	17,992.51	0.00	30,757.49	63.09
01-2-02120-111-002	Elem Guidance	64,000.00	20,813.34	0.00	43,186.66	67.47
01-2-02120-211-001	Sec Guidance Health Ins	22,320.00	7,439.16	0.00	14,880.84	66.67
01-2-02120-211-002	Elem Guidance Health Ins	22,320.00	7,439.16	0.00	14,880.84	66.67
01-2-02120-221-001	Sec Guidance Soc Sec	3,850.00	1,242.61	0.00	2,607.39	67.72
01-2-02120-221-002	Elem Guidance Soc Sec	5,000.00	1,480.24	0.00	3,519.76	70.39
01-2-02120-231-001	Sec Guidance Retirement	4,900.00	1,777.24	0.00	3,122.76	63.72
01-2-02120-231-002	Elem Guidance Retirement	6,300.00	2,055.88	0.00	4,244.12	67.36
01-2-02120-580-001	Sec Guidance Travel	0.00	0.00	0.00	0.00	0.00
01-2-02120-580-002	Elem Guidance Travel	0.00	0.00	0.00	0.00	0.00
01-2-02120-610-001	Sec Guidance Supplies	5,500.00	99.35	0.00	5,400.65	98.19
01-2-02120-610-002	Elem Guidance Supplies	7,200.00	0.00	0.00	7,200.00	100.00
01-2-02120-733-001	Sec Guidance Furn & Equip	0.00	0.00	0.00	0.00	0.00
01-2-02120-733-002	Elem Guidance Furn & Equip	0.00	0.00	0.00	0.00	0.00
01-2-02120-890-001	Sec Guidance Misc	0.00	0.00	0.00	0.00	0.00
01-2-02120-890-002	Elem Guidance Misc	0.00	0.00	0.00	0.00	0.00
01-2-02130-116-002	Health Services	12,800.00	4,125.15	0.00	8,674.85	67.77
01-2-02130-226-002	Health Soc Sec	100.00	315.56	0.00	-215.56	-215.56
01-2-02130-236-002	Health Retirement	0.00	0.00	0.00	0.00	0.00
01-2-02130-610-002	Health Supplies	2,200.00	0.00	0.00	2,200.00	100.00
01-2-02141-320-001	Sec SPED Psych Contract	0.00	0.00	0.00	0.00	0.00
01-2-02141-320-002	Elem SPED Psych Contract	0.00	0.00	0.00	0.00	0.00
01-2-02141-591-001	Sec SPED Psych Contract	23,005.00	6,485.04	0.00	16,519.96	71.81
01-2-02141-591-002	Elem SPED Psych Contract	23,005.00	10,768.35	0.00	12,236.65	53.19
01-2-02151-320-001	Sec SPED Speech/Aud	0.00	0.00	0.00	0.00	0.00
01-2-02151-320-002	Elem SPED Speech/Aud	0.00	0.00	0.00	0.00	0.00
01-2-02151-591-001	Sec SPED Speech/Aud	870.00	195.75	0.00	674.25	77.50
01-2-02151-591-002	Elem SPED Speech/Aud	43,111.00	16,297.14	0.00	26,813.86	62.19
01-2-02151-610-002	SPED Speech Supplies On	1,600.00	0.00	0.00	1,600.00	100.00
01-2-02161-320-001	Sec SPED OT Contract Serv	0.00	0.00	0.00	0.00	0.00
01-2-02161-320-002	Elem SPED OT Contract Serv	0.00	0.00	0.00	0.00	0.00
01-2-02161-591-001	Sec SPED OT Contract Serv	12,294.00	2,766.03	0.00	9,527.97	77.50
01-2-02161-591-002	Elem SPED OT Contract Serv	12,294.00	6,454.11	0.00	5,839.89	47.50
01-2-02171-320-001	Sec SPED PT Contract Serv	0.00	0.00	0.00	0.00	0.00
01-2-02171-320-002	Elem SPED PT Contract Serv	0.00	0.00	0.00	0.00	0.00
01-2-02171-591-001	Sec SPED PT Contract Serv	3,203.00	720.66	0.00	2,482.34	77.50
01-2-02171-591-002	Elem SPED PT Contract Serv	3,203.00	1,681.59	0.00	1,521.41	47.49

ALL Data

Expense Budget Report

Arranged by:
Account Number

Date Range: YTD thru 12/31/2019

Account	Description	Budget	Expenditures	Payables & Encumbrances	Unencumbered Balance	Percent Remaining
01-2-02181-320-001	Sec SPED Vision Contract	0.00	0.00	0.00	0.00	0.00
01-2-02181-320-002	Elem SPED Vision Contract	0.00	0.00	0.00	0.00	0.00
01-2-02181-591-001	Sec SPED Vision Contract	0.00	0.00	0.00	0.00	0.00
01-2-02181-591-002	Elem SPED Vision Contract	0.00	0.00	0.00	0.00	0.00
01-2-02190-110-001	Activity Bus/Van Drivers	20,000.00	4,516.33	0.00	15,483.67	77.41
01-2-02190-220-001	Activity Bus/Van Soc Sec	1,650.00	341.92	0.00	1,308.08	79.27
01-2-02190-230-001	Activity Bus/Van Retirement	1,500.00	228.38	0.00	1,271.62	84.77
01-2-02190-320-001	Sec SPED Other Contract	0.00	0.00	0.00	0.00	0.00
01-2-02190-320-002	Elem SPED Other Contract	0.00	0.00	0.00	0.00	0.00
01-2-02190-430-001	Van/Car Repairs &	9,200.00	1,310.90	0.00	7,889.10	85.75
01-2-02190-580-001	Activity Drivers Travel	700.00	5.00	0.00	695.00	99.28
01-2-02190-610-001	Sec Support Services	7,550.00	1,579.07	0.00	5,970.93	79.08
01-2-02190-610-002	Elem Support Services	3,328.00	353.34	0.00	2,974.66	89.38
01-2-02190-626-001	Activity Bus/Van/Car Gas	17,680.00	5,605.14	0.00	12,074.86	68.29
01-2-02220-111-001	Sec Library	0.00	0.00	0.00	0.00	0.00
01-2-02220-111-002	Elem Library	49,700.00	16,566.68	0.00	33,133.32	66.66
01-2-02220-112-001	Sec Library Aides	14,500.00	5,304.45	0.00	9,195.55	63.41
01-2-02220-132-001	Sec Library Aides Overtime	0.00	0.00	0.00	0.00	0.00
01-2-02220-211-001	Sec Library Health Ins	0.00	0.00	0.00	0.00	0.00
01-2-02220-211-002	Elem Library Health Ins	22,320.00	7,439.16	0.00	14,880.84	66.67
01-2-02220-212-001	Sec Library Aides Health Ins	0.00	0.00	0.00	0.00	0.00
01-2-02220-221-001	Sec Library Soc Sec	0.00	0.00	0.00	0.00	0.00
01-2-02220-221-002	Elem Library Soc Sec	3,810.00	1,143.56	0.00	2,666.44	69.98
01-2-02220-222-001	Sec Library Aides Soc Sec	1,200.00	405.78	0.00	794.22	66.18
01-2-02220-231-001	Sec Library Retirement	0.00	0.00	0.00	0.00	0.00
01-2-02220-231-002	Elem Library Retirement	5,100.00	1,636.44	0.00	3,463.56	67.91
01-2-02220-232-001	Sec Library Aides Retirement	1,800.00	523.96	0.00	1,276.04	70.89
01-2-02220-610-001	Sec Library Supplies	800.00	0.00	0.00	800.00	100.00
01-2-02220-610-002	Elem Library Supplies	400.00	208.50	0.00	191.50	47.87
01-2-02220-640-001	Sec Library Books/Periodicals	6,000.00	683.58	0.00	5,316.42	88.60
01-2-02220-640-002	Ele Library Books/Periodicals	1,200.00	1,049.18	0.00	150.82	12.56
01-2-02220-650-002	Elem Library Tech Supplies	2,500.00	0.00	0.00	2,500.00	100.00
01-2-02220-733-001	Sec Library Furniture	500.00	0.00	0.00	500.00	100.00
01-2-02220-733-002	Elem Library Furniture	500.00	0.00	0.00	500.00	100.00
01-2-02230-432-000	Tech Repairs/Support	6,500.00	9,041.00	0.00	-2,541.00	-39.09
01-2-02250-330-001	Sec Employee Training and	0.00	0.00	0.00	0.00	0.00
01-2-02250-330-002	Elem Employee Training and	0.00	0.00	0.00	0.00	0.00
01-2-02310-151-000	Employee Incentive Agmt	32,200.00	10,726.20	0.00	21,473.80	66.68
01-2-02310-270-000	Worker's Comp Non-Instruct	7,580.00	9,273.75	0.00	-1,693.75	-22.34
01-2-02310-271-000	Worker's Comp Teachers	28,000.00	22,257.00	0.00	5,743.00	20.51
01-2-02310-272-000	Worker's Comp Aides	11,815.00	5,564.25	0.00	6,250.75	52.90
01-2-02310-315-000	Audit Services	13,345.00	13,887.20	0.00	-542.20	-4.06

ALL Data

Expense Budget Report

Arranged by:
Account Number

Date Range: YTD thru 12/31/2019

Account	Description	Budget	Expenditures	Payables & Encumbrances	Unencumbered Balance	Percent Remaining
01-2-02310-317-000	Legal Services	13,000.00	2,738.50	0.00	10,261.50	78.93
01-2-02310-520-001	Sec Property/Liability	40,000.00	39,901.20	0.00	98.80	0.24
01-2-02310-520-002	Elem Property/Liability	27,500.00	26,600.80	0.00	899.20	3.26
01-2-02310-540-000	Advertising	7,000.00	1,039.41	0.00	5,960.59	85.15
01-2-02310-580-000	Board Educ Travel Expense	2,000.00	0.00	0.00	2,000.00	100.00
01-2-02310-610-000	Board Educ Supplies	250.00	0.00	0.00	250.00	100.00
01-2-02310-810-000	Board Educ Dues and Fees	9,000.00	2,204.00	0.00	6,796.00	75.51
01-2-02310-890-000	Board Educ Misc Expense	135.00	0.00	0.00	135.00	100.00
01-2-02320-105-000	Superintendent Salary	138,000.00	45,765.00	0.00	92,235.00	66.83
01-2-02320-110-001	Sec Clerical Staff	43,000.00	15,563.76	0.00	27,436.24	63.80
01-2-02320-130-001	Sec Clerical Staff Overtime	1,000.00	414.44	0.00	585.56	58.55
01-2-02320-210-001	Sec Clerical Health Ins	8,300.00	2,766.04	0.00	5,533.96	66.67
01-2-02320-215-000	Superintendent Health Ins	22,320.00	7,439.16	0.00	14,880.84	66.67
01-2-02320-220-001	Sec Clerical Soc Sec	3,500.00	1,222.34	0.00	2,277.66	65.07
01-2-02320-225-000	Superintendent Soc Sec	10,745.00	3,377.97	0.00	7,367.03	68.56
01-2-02320-230-001	Sec Clerical Retirement	3,950.00	1,457.78	0.00	2,492.22	63.09
01-2-02320-235-000	Superintendent Retirement	13,600.00	4,520.56	0.00	9,079.44	66.76
01-2-02320-295-000	Superintendent Other Benefits	1,500.00	0.00	0.00	1,500.00	100.00
01-2-02320-580-000	Superintendent Travel	2,200.00	414.21	0.00	1,785.79	81.17
01-2-02320-610-000	Superintendent Supplies	350.00	0.00	0.00	350.00	100.00
01-2-02320-733-000	Superintendent Furniture	400.00	0.00	0.00	400.00	100.00
01-2-02320-810-000	Superintendent Dues and	3,040.00	696.00	0.00	2,344.00	77.10
01-2-02320-890-000	Superintendent Misc Expense	520.00	50.00	0.00	470.00	90.38
01-2-02410-110-001	Sec Clerical Staff	1,250.00	914.00	0.00	336.00	26.88
01-2-02410-110-002	Elem Clerical Staff	32,250.00	11,612.96	0.00	20,637.04	63.99
01-2-02410-111-001	Sec Principal Salary	78,000.00	25,884.98	0.00	52,115.02	66.81
01-2-02410-111-002	Elem Principal Salary	78,500.00	25,912.99	0.00	52,587.01	66.98
01-2-02410-130-002	Elem Clerical Staff Overtime	4,650.00	2,042.27	0.00	2,607.73	56.08
01-2-02410-210-002	Elem Clerical Health Ins	8,300.00	2,766.04	0.00	5,533.96	66.67
01-2-02410-211-001	Sec Principal Health Ins	16,700.00	3,363.64	0.00	13,336.36	79.85
01-2-02410-211-002	Elem Principal Health Ins	22,500.00	7,439.16	0.00	15,060.84	66.93
01-2-02410-220-001	Sec Clerical Soc Sec	125.00	69.91	0.00	55.09	44.07
01-2-02410-220-002	Elem Clerical Soc Sec	2,780.00	1,032.69	0.00	1,747.31	62.85
01-2-02410-221-001	Sec Principal Soc Sec	7,700.00	1,977.52	0.00	5,722.48	74.31
01-2-02410-221-002	Elem Principal Soc Sec	6,100.00	1,966.36	0.00	4,133.64	67.76
01-2-02410-230-002	Elem Clerical Retirement	3,525.00	1,328.09	0.00	2,196.91	62.32
01-2-02410-231-001	Sec Principal Retirement	7,700.00	2,556.88	0.00	5,143.12	66.79
01-2-02410-231-002	Elem Principal Retirement	7,700.00	2,559.63	0.00	5,140.37	66.75
01-2-02410-580-001	Sec Principal Travel Expense	1,500.00	216.00	0.00	1,284.00	85.60
01-2-02410-580-002	Elem Principal Travel Expense	1,500.00	64.66	0.00	1,435.34	95.68
01-2-02410-610-001	Sec Principal Supplies	0.00	0.00	0.00	0.00	0.00
01-2-02410-610-002	Elem Principal Supplies	0.00	0.00	0.00	0.00	0.00

ALL Data

Expense Budget Report

Arranged by:
Account Number

Date Range: YTD thru 12/31/2019

Account	Description	Budget	Expenditures	Payables & Encumbrances	Unencumbered Balance	Percent Remaining
01-2-02410-733-001	Sec Principal Furniture	0.00	0.00	0.00	0.00	0.00
01-2-02410-733-002	Elem Principal Furniture	0.00	0.00	0.00	0.00	0.00
01-2-02410-810-001	Sec Principal Dues and Fees	1,700.00	25.00	0.00	1,675.00	98.52
01-2-02410-810-002	Elem Principal Dues and Fees	1,300.00	335.00	0.00	965.00	74.23
01-2-02410-890-001	Sec Principal Misc Expense	0.00	0.00	0.00	0.00	0.00
01-2-02410-890-002	Elem Principal Misc Expense	0.00	0.00	0.00	0.00	0.00
01-2-02490-111-001	Activities Director Salary	26,835.00	8,866.66	0.00	17,968.34	66.95
01-2-02490-221-001	Activities Dir Soc Sec	2,080.00	666.56	0.00	1,413.44	67.95
01-2-02490-231-001	Activities Dir Retirement	2,600.00	875.84	0.00	1,724.16	66.31
01-2-02510-110-000	Business Manager Salary	48,000.00	14,373.98	0.00	33,626.02	70.05
01-2-02510-130-000	Business Manager Overtime	10,000.00	3,910.92	0.00	6,089.08	60.89
01-2-02510-210-000	Business Manager Health Ins	8,300.00	2,766.04	0.00	5,533.96	66.67
01-2-02510-220-000	Business Manager Soc Sec	4,100.00	1,398.79	0.00	2,701.21	65.88
01-2-02510-230-000	Business Manager Retirement	5,300.00	1,806.14	0.00	3,493.86	65.92
01-2-02510-610-000	Office Supplies	16,000.00	2,379.55	0.00	13,620.45	85.12
01-2-02510-733-000	Business Manager Furniture	0.00	0.00	0.00	0.00	0.00
01-2-02510-890-000	Business Manager Misc	2,500.00	61.12	0.00	2,438.88	97.55
01-2-02580-432-000	Administrative Tech Support	12,459.00	3,533.79	0.00	8,925.21	71.63
01-2-02610-110-001	Sec Custodial Salary	70,000.00	21,351.78	0.00	48,648.22	69.49
01-2-02610-110-002	Elem Custodial Salary	67,000.00	21,291.10	0.00	45,708.90	68.22
01-2-02610-130-001	Sec Custodial Overtime	10,000.00	3,801.42	0.00	6,198.58	61.98
01-2-02610-130-002	Elem Custodial Overtime	11,500.00	5,427.68	0.00	6,072.32	52.80
01-2-02610-210-001	Sec Health Ins	16,600.00	5,532.08	0.00	11,067.92	66.67
01-2-02610-210-002	Elem Health Ins	8,300.00	2,766.04	0.00	5,533.96	66.67
01-2-02610-220-001	Sec Soc Sec	6,000.00	1,922.69	0.00	4,077.31	67.95
01-2-02610-220-002	Elem Soc Sec	6,000.00	2,043.99	0.00	3,956.01	65.93
01-2-02610-230-001	Sec Retirement	7,200.00	2,381.85	0.00	4,818.15	66.91
01-2-02610-230-002	Elem Retirement	7,650.00	2,639.21	0.00	5,010.79	65.50
01-2-02610-410-001	Sec Water, Sewer & Garbage	28,000.00	7,933.60	0.00	20,066.40	71.66
01-2-02610-410-002	Elem Water, Sewer &	12,000.00	3,257.60	0.00	8,742.40	72.85
01-2-02610-442-000	Copier Rental	38,000.00	3,720.90	0.00	34,279.10	90.20
01-2-02610-530-000	Telephone and Internet	18,000.00	5,044.34	0.00	12,955.66	71.97
01-2-02610-531-000	Postage	7,000.00	691.99	0.00	6,308.01	90.11
01-2-02610-610-001	Sec Custodial Supplies	28,000.00	12,286.38	0.00	15,713.62	56.12
01-2-02610-610-002	Elem Custodial Supplies	19,100.00	7,410.44	0.00	11,689.56	61.20
01-2-02610-621-001	Sec Natural Gas	55,000.00	5,040.11	0.00	49,959.89	90.83
01-2-02610-621-002	Elem Natural Gas	21,000.00	2,678.75	0.00	18,321.25	87.24
01-2-02610-622-001	Sec Electricity	100,000.00	39,030.23	0.00	60,969.77	60.96
01-2-02610-622-002	Elem & Madrid Electricity	28,000.00	10,738.43	0.00	17,261.57	61.64
01-2-02620-110-000	Plant Maintenance Salary	50,500.00	16,783.72	0.00	33,716.28	66.76
01-2-02620-220-000	Maintenance Soc Sec	3,875.00	1,257.97	0.00	2,617.03	67.53
01-2-02620-230-000	Maintenance Retirement	5,000.00	1,637.47	0.00	3,362.53	67.25

ALL Data

Expense Budget Report

Arranged by:
Account Number

Date Range: YTD thru 12/31/2019

Account	Description	Budget	Expenditures	Payables & Encumbrances	Unencumbered Balance	Percent Remaining
01-2-02620-430-000	Contracted Main & Repairs	75,000.00	10,171.02	0.00	64,828.98	86.43
01-2-02620-610-001	Sec Building Supply	5,500.00	0.00	0.00	5,500.00	100.00
01-2-02620-610-002	Elem Building Supply	6,000.00	0.00	0.00	6,000.00	100.00
01-2-02620-720-000	Building Improvements	10,000.00	1,762.70	0.00	8,237.30	82.37
01-2-02620-730-002	Elem Capital Purchases	0.00	0.00	0.00	0.00	0.00
01-2-02620-890-000	Maintenance Misc Expense	2,000.00	400.00	0.00	1,600.00	80.00
01-2-02630-710-000	Land Improvements	15,000.00	0.00	0.00	15,000.00	100.00
01-2-02650-732-000	Vehicle Acquisition	0.00	0.00	0.00	0.00	0.00
01-2-02710-110-000	Bus Driver Salary	90,000.00	29,040.00	0.00	60,960.00	67.73
01-2-02710-220-000	Bus Driver Soc Sec	6,550.00	2,185.12	0.00	4,364.88	66.63
01-2-02710-230-000	Bus Driver Retirement	8,400.00	2,714.41	0.00	5,685.59	67.68
01-2-02710-430-000	Bus Repairs & Maintenance	52,500.00	26,961.00	0.00	25,539.00	48.64
01-2-02710-626-000	Bus Gasoline	35,000.00	8,063.39	0.00	26,936.61	76.96
01-2-02710-732-000	Bus Acquisition	0.00	0.00	0.00	0.00	0.00
01-2-02710-890-000	Bus Misc Expenses	2,300.00	924.60	0.00	1,375.40	59.80
01-2-02712-110-001	SPED Transportation Salary	520.00	0.00	0.00	520.00	100.00
01-2-02712-220-001	SPED Transp Soc Sec	100.00	0.00	0.00	100.00	100.00
01-2-02712-230-001	SPED Transp Retirement	100.00	0.00	0.00	100.00	100.00
01-2-02712-332-001	SPED Transp Mileage To	500.00	0.00	0.00	500.00	100.00
01-2-03535-610-001	High Ability	7,072.00	3,305.50	0.00	3,766.50	53.25
01-2-05000-807-000	Repayment Of Taxes	0.00	0.00	0.00	0.00	0.00
01-2-06200-111-002	Title I Teachers Salary	55,000.00	18,200.00	0.00	36,800.00	66.90
01-2-06200-112-002	Title I Aides Salary	14,350.00	5,309.48	0.00	9,040.52	63.00
01-2-06200-132-002	Title I Aides Overtime	0.00	0.00	0.00	0.00	0.00
01-2-06200-211-002	Title I Teachers Health Ins	23,000.00	7,439.16	0.00	15,560.84	67.65
01-2-06200-212-002	Title I Aides Health Ins	8,300.00	2,766.04	0.00	5,533.96	66.67
01-2-06200-221-002	Title I Teachers Soc Sec	4,200.00	1,392.32	0.00	2,807.68	66.84
01-2-06200-222-002	Title I Aides Soc Sec	1,100.00	349.06	0.00	750.94	68.26
01-2-06200-231-002	Title I Teachers Retirement	5,450.00	1,797.76	0.00	3,652.24	67.01
01-2-06200-232-002	Title I Aides Retirement	1,425.00	524.46	0.00	900.54	63.19
01-2-06200-610-002	Title I Supplies	700.00	1,880.52	0.00	-1,180.52	-168.64
01-2-06210-221-002	Title I Acct Soc Sec	312.00	0.00	0.00	312.00	100.00
01-2-06210-231-002	Title I Acct Retirements	442.00	0.00	0.00	442.00	100.00
01-2-06210-320-002	Title I Acct Contract Serv	7,500.00	1,845.00	0.00	5,655.00	75.40
01-2-06403-320-000	IDEA Base School Age	0.00	0.00	0.00	0.00	0.00
01-2-06403-591-000	IDEA Base School Age	0.00	0.00	0.00	0.00	0.00
01-2-06404-320-000	IDEA Base 0-4	0.00	0.00	0.00	0.00	0.00
01-2-06406-320-000	IDEA Base Preschool	0.00	0.00	0.00	0.00	0.00
01-2-06406-591-000	IDEA Base Preschool	4,450.00	4,417.00	0.00	33.00	0.74
01-2-06408-591-000	IDEA Base and	86,000.00	26,260.25	0.00	59,739.75	69.46
01-2-06410-320-000	IDEA Enrollment/Poverty	0.00	0.00	0.00	0.00	0.00
01-2-06412-320-000	IDEA Prop Share Nonpublic	0.00	0.00	0.00	0.00	0.00

ALL Data

Expense Budget Report

Arranged by:
Account Number

Date Range: YTD thru 12/31/2019

Account	Description	Budget	Expenditures	Payables & Encumbrances	Unencumbered Balance	Percent Remaining
01-2-06412-591-000	IDEA Prop Share Nonpublic	2,500.00	0.00	0.00	2,500.00	100.00
01-2-06450-320-000	Medicaid Contract Services	8,450.00	0.00	0.00	8,450.00	100.00
01-2-06990-330-000	Training Stipends PBIS	800.00	120.54	0.00	679.46	84.93
01-2-06990-580-000	Travel Expense PBIS	0.00	1,961.35	0.00	-1,961.35	0.00
01-2-06992-890-000	REAP Funds	25,128.00	36,781.72	0.00	-11,653.72	-46.37
01-2-06992-950-000	Special Budget Items	1,330,166.00	0.00	0.00	1,330,166.00	100.00
01-2-08000-912-000	Transfer To Lunch Fund	80,000.00	0.00	0.00	80,000.00	100.00
01-2-08000-913-000	Transfer To Activity Fund	50,000.00	0.00	0.00	50,000.00	100.00
01 Current Year Account Totals:		8,162,166.00	2,250,612.28	0.00	5,911,553.72	72.42
01 FUND Totals:		8,162,166.00	2,250,612.28	0.00	5,911,553.72	72.42

ALL Data

Expense Budget Report

Arranged by:
Account Number

Date Range: YTD thru 12/31/2019

Account	Description	Budget	Expenditures	Payables & Encumbrances	Unencumbered Balance	Percent Remaining
02	DEPRECIATION FUND					
02-2-02900-430-000	Contracted Main & Repairs	37,433.00	0.00	0.00	37,433.00	100.00
02-2-02900-732-000	Vehicle Acquisition	37,433.00	0.00	0.00	37,433.00	100.00
	02 Current Year Account Totals:	74,866.00	0.00	0.00	74,866.00	100.00
	02 FUND Totals:	74,866.00	0.00	0.00	74,866.00	100.00

ALL Data

Expense Budget Report

Arranged by:
Account Number

Date Range: YTD thru 12/31/2019

Account	Description	Budget	Expenditures	Payables & Encumbrances	Unencumbered Balance	Percent Remaining
03	EMPLOYEE BENEFIT FUND					
03-2-08000-911-000	Transfer to General Fund	32,182.00	0.00	0.00	32,182.00	100.00
	03 Current Year Account Totals:	<u>32,182.00</u>	<u>0.00</u>	<u>0.00</u>	<u>32,182.00</u>	<u>100.00</u>
	03 FUND Totals:	<u>32,182.00</u>	<u>0.00</u>	<u>0.00</u>	<u>32,182.00</u>	<u>100.00</u>

ALL Data

Expense Budget Report

Arranged by:
Account Number

Date Range: YTD thru 12/31/2019

Account	Description	Budget	Expenditures	Payables & Encumbrances	Unencumbered Balance	Percent Remaining
05	ACTIVITY FUND					
05-2-02900-890-000	Misc Student Expenditures	0.00	0.00	0.00	0.00	0.00
05-9-09998-000-000	Activity Supplies	0.00	0.00	0.00	0.00	0.00
	05 Current Year Account Totals:	<u>0.00</u>	<u>0.00</u>	<u>0.00</u>	<u>0.00</u>	<u>0.00</u>
	05 FUND Totals:	<u>0.00</u>	<u>0.00</u>	<u>0.00</u>	<u>0.00</u>	<u>0.00</u>

ALL Data

Expense Budget Report

Arranged by:
Account Number

Date Range: YTD thru 12/31/2019

Account	Description	Budget	Expenditures	Payables & Encumbrances	Unencumbered Balance	Percent Remaining
06	CAFETERIA FUND					
06-2-03100-110-001	Sec Kitchen Staff	47,840.00	18,177.29	0.00	29,662.71	62.00
06-2-03100-110-002	Elem Kitchen Staff	44,149.00	17,848.62	0.00	26,300.38	59.57
06-2-03100-130-001	Sec Kitchen Staff Overtime	4,000.00	1,421.14	0.00	2,578.86	64.47
06-2-03100-130-002	Elem Kitchen Staff Overtime	0.00	58.99	0.00	-58.99	0.00
06-2-03100-210-001	Sec Kitchen Staff Health Ins	16,600.00	5,532.08	0.00	11,067.92	66.67
06-2-03100-210-002	Elem Kitchen Staff Health Ins	24,895.00	8,298.12	0.00	16,596.88	66.66
06-2-03100-220-001	Sec Kitchen Staff Soc Sec	3,970.00	1,288.32	0.00	2,681.68	67.54
06-2-03100-220-002	Elem Kitchen Staff Soc Sec	3,380.00	1,328.39	0.00	2,051.61	60.69
06-2-03100-230-001	Sec Kitchen Staff Retirement	5,125.00	1,649.48	0.00	3,475.52	67.81
06-2-03100-230-002	Elem Kitchen Staff Retirement	4,365.00	1,503.08	0.00	2,861.92	65.56
06-2-03100-630-001	Sec Food Expense	60,000.00	28,252.27	0.00	31,747.73	52.91
06-2-03100-630-002	Elem Food Expense	59,000.00	27,008.60	0.00	31,991.40	54.22
06-2-03100-890-001	Sec Food Service Misc	2,676.00	445.18	0.00	2,230.82	83.36
06-2-03100-890-002	Elem Food Service Misc	4,000.00	74.98	0.00	3,925.02	98.12
06-2-08000-911-000	Fund Transfer to General	0.00	0.00	0.00	0.00	0.00
06 Current Year Account Totals:		280,000.00	112,886.54	0.00	167,113.46	59.68
06	FUND Totals:	280,000.00	112,886.54	0.00	167,113.46	59.68

ALL Data

Expense Budget Report

Arranged by:
Account Number

Date Range: YTD thru 12/31/2019

Account	Description	Budget	Expenditures	Payables & Encumbrances	Unencumbered Balance	Percent Remaining
08	BUILDING FUND					
08-2-02515-710-000	Land And Land Improvements	40,000.00	0.00	0.00	40,000.00	100.00
08-2-02515-720-000	Building Improvements	240,645.00	0.00	0.00	240,645.00	100.00
08-2-05000-831-000	Note Principal Repayment	0.00	0.00	0.00	0.00	0.00
08-2-05000-832-000	Note Interest Repayment	0.00	0.00	0.00	0.00	0.00
08-2-05000-890-000	Fees For Services	0.00	0.00	0.00	0.00	0.00
08-2-08000-911-000	Transfer to General Fund	0.00	0.00	0.00	0.00	0.00
08 Current Year Account Totals:		280,645.00	0.00	0.00	280,645.00	100.00
08	FUND Totals:	280,645.00	0.00	0.00	280,645.00	100.00
Report Totals:		8,829,859.00	2,363,498.82	0.00	6,466,360.18	73.23

Payroll Expense Summary

ALL Data

Arranged by:
Account Number

Fund	Account Number	Account Description	Earning	Withholding	Employer
FUND: 01					
	01-2-01100-111-001	Sec Teachers Salary	94,095.16		
	01-2-01100-111-002	Elem Teachers Salary	73,366.90		
	01-2-01100-113-001	Sec Substitute Sal	3,780.00		
	01-2-01100-113-002	Elem Substitute Sal	2,992.50		
	01-2-01100-114-001	Technology Staff	1,983.34		
	01-2-01100-120-001	Comm Coaches Salary	5,643.75		
	01-2-01100-211-001	Sec Health Insurance			22,236.56
	01-2-01100-211-002	Elem Health Insurance			25,206.38
	01-2-01100-220-001	Sec Soc Sec Non Instruct			431.75
	01-2-01100-221-001	Sec Soc Sec			7,108.88
	01-2-01100-221-002	Elem Soc Sec			5,466.47
	01-2-01100-223-001	Sec Substitute Soc Sec			289.19
	01-2-01100-223-002	Elem Substitute Soc Sec			228.95
	01-2-01100-224-001	Technology Soc Sec			144.57
	01-2-01100-231-001	Sec Retirement			9,295.88
	01-2-01100-231-002	Elem Retirement			7,247.03
	01-2-01100-234-001	Technology Retirement			195.91
	01-2-01150-111-002	LEP Teachers	2,718.33		
	01-2-01150-112-002	LEP Aides	1,398.60		
	01-2-01150-212-002	LEP Aides Health Ins			691.51
	01-2-01150-221-002	LEP Soc Sec Teachers			204.66
	01-2-01150-222-002	LEP Soc Sec Aides			106.99
	01-2-01150-231-002	LEP Retire Teachers			268.51
	01-2-01150-232-002	LEP Retire Aides			138.15
	01-2-01160-110-001	Teammates Director	857.50		
	01-2-01160-111-001	Sec Poverty Teachers	907.09		
	01-2-01160-111-002	Elem Poverty Teachers	1,059.28		
	01-2-01160-220-001	Teammates Soc Sec			65.60
	01-2-01160-221-001	Sec Pov Teachers Soc Sec			65.91
	01-2-01160-221-002	Elem Pov Teachers Soc Sec			77.66
	01-2-01160-231-001	Sec Pov Teachers Retire			89.60
	01-2-01160-231-002	Elem Pov Teachers Retire			104.63
	01-2-01190-111-002	Preschool Teachers	5,308.33		
	01-2-01190-112-002	Preschool Aides	2,712.11		
	01-2-01190-211-002	Presch Teachers Health Ins			1,385.05
	01-2-01190-212-002	Presch Aides Health Ins			691.51
	01-2-01190-221-002	Preschool Teachers Soc Sec			406.09
	01-2-01190-222-002	Preschool Aides Soc Sec			206.61
	01-2-01190-231-002	Preschool Teachers Retire			524.35
	01-2-01190-232-002	Preschool Aides Retire			252.26
	01-2-01200-111-001	SPED Sec Teachers	6,040.71		
	01-2-01200-111-002	SPED Elem Teachers	9,015.71		
	01-2-01200-112-001	SPED Sec Aides	2,824.12		
	01-2-01200-112-002	SPED Elem Aides	7,338.21		
	01-2-01200-132-002	SPED Elem Aides Overtime	8.55		
	01-2-01200-211-001	SPED Sec Teach Health Ins			1,859.79
	01-2-01200-211-002	SPED Elem Teach Health Ins			3,244.84
	01-2-01200-212-001	SPED Sec Aides Health Ins			1,383.02
	01-2-01200-212-002	SPED Elem Aides Health Ins			3,457.55
	01-2-01200-221-001	SPED Sec Teachers Soc Sec			456.79
	01-2-01200-221-002	SPED Elem Teachers Soc Sec			676.55

Payroll Expense Summary

ALL Data

Arranged by:
Account Number

Fund	Account Number	Account Description	Earning	Withholding	Employer
	01-2-01200-222-001	SPED Sec Aides Soc Sec			210.30
	01-2-01200-222-002	SPED Elem Aides Soc Sec			551.83
	01-2-01200-231-001	SPED Sec Teachers Retire			596.69
	01-2-01200-231-002	SPED Elem Teachers Retire			890.55
	01-2-01200-232-001	SPED Sec Aides Retire			278.96
	01-2-01200-232-002	SPED Elem Aides Retire			666.73
	01-2-02120-111-001	Sec Guidance	4,059.89		
	01-2-02120-111-002	Elem Guidance	5,203.33		
	01-2-02120-211-001	Sec Guidance Health Ins			1,859.79
	01-2-02120-211-002	Elem Guidance Health Ins			1,859.79
	01-2-02120-221-001	Sec Guidance Soc Sec			277.37
	01-2-02120-221-002	Elem Guidance Soc Sec			370.06
	01-2-02120-231-001	Sec Guidance Retirement			401.02
	01-2-02120-231-002	Elem Guidance Retirement			513.97
	01-2-02130-116-002	Health Services	1,050.60		
	01-2-02130-226-002	Health Soc Sec			80.37
	01-2-02190-110-001	Activity Bus/Van Drivers	322.25		
	01-2-02190-220-001	Activity Bus/Van Soc Sec			24.65
	01-2-02190-230-001	Activity Bus/Van Retirement			1.46
	01-2-02220-111-002	Elem Library	4,141.67		
	01-2-02220-112-001	Sec Library Aides	1,322.75		
	01-2-02220-211-002	Elem Library Health Ins			1,859.79
	01-2-02220-221-002	Elem Library Soc Sec			285.89
	01-2-02220-222-001	Sec Library Aides Soc Sec			101.19
	01-2-02220-231-002	Elem Library Retirement			409.11
	01-2-02220-232-001	Sec Library Aides Retirement			130.66
	01-2-02320-105-000	Superintendent Salary	11,441.25		
	01-2-02320-110-001	Sec Clerical Staff	3,866.44		
	01-2-02320-130-001	Sec Clerical Staff Overtime	7.97		
	01-2-02320-210-001	Sec Clerical Health Ins			691.51
	01-2-02320-215-000	Superintendent Health Ins			1,859.79
	01-2-02320-220-001	Sec Clerical Soc Sec			296.39
	01-2-02320-225-000	Superintendent Soc Sec			799.95
	01-2-02320-230-001	Sec Clerical Retirement			357.10
	01-2-02320-235-000	Superintendent Retirement			1,130.14
	01-2-02410-110-002	Elem Clerical Staff	2,569.39		
	01-2-02410-111-001	Sec Principal Salary	6,471.25		
	01-2-02410-111-002	Elem Principal Salary	6,478.25		
	01-2-02410-130-002	Elem Clerical Staff Overtime	639.37		
	01-2-02410-210-002	Elem Clerical Health Ins			691.51
	01-2-02410-211-001	Sec Principal Health Ins			1,385.05
	01-2-02410-211-002	Elem Principal Health Ins			1,859.79
	01-2-02410-220-002	Elem Clerical Soc Sec			242.49
	01-2-02410-221-001	Sec Principal Soc Sec			494.38
	01-2-02410-221-002	Elem Principal Soc Sec			491.59
	01-2-02410-230-002	Elem Clerical Retirement			316.95
	01-2-02410-231-001	Sec Principal Retirement			639.22
	01-2-02410-231-002	Elem Principal Retirement			639.91
	01-2-02490-111-001	Activities Director Salary	2,216.66		
	01-2-02490-221-001	Activities Dir Soc Sec			166.64
	01-2-02490-231-001	Activities Dir Retirement			218.96
	01-2-02510-110-000	Business Manager Salary	3,344.00		

Payroll Expense Summary

ALL Data

Arranged by:
Account Number

Fund	Account Number	Account Description	Earning	Withholding	Employer
	01-2-02510-130-000	Business Manager Overtime	438.90		
	01-2-02510-210-000	Business Manager Health Ins			691.51
	01-2-02510-220-000	Business Manager Soc Sec			289.39
	01-2-02510-230-000	Business Manager Retirement			373.67
	01-2-02610-110-001	Sec Custodial Salary	4,920.35		
	01-2-02610-110-002	Elem Custodial Salary	4,780.50		
	01-2-02610-130-001	Sec Custodial Overtime	834.90		
	01-2-02610-130-002	Elem Custodial Overtime	1,556.93		
	01-2-02610-210-001	Sec Health Ins			1,383.02
	01-2-02610-210-002	Elem Health Ins			691.51
	01-2-02610-220-001	Sec Soc Sec			440.28
	01-2-02610-220-002	Elem Soc Sec			484.81
	01-2-02610-230-001	Sec Retirement			544.98
	01-2-02610-230-002	Elem Retirement			625.99
	01-2-02620-110-000	Plant Maintenance Salary	4,144.33		
	01-2-02620-220-000	Maintenance Soc Sec			310.28
	01-2-02620-230-000	Maintenance Retirement			409.37
	01-2-02710-110-000	Bus Driver Salary	7,840.00		
	01-2-02710-220-000	Bus Driver Soc Sec			589.15
	01-2-02710-230-000	Bus Driver Retirement			738.85
	01-2-06200-111-002	Title I Teachers Salary	4,550.00		
	01-2-06200-112-002	Title I Aides Salary	932.00		
	01-2-06200-211-002	Title I Teachers Health Ins			1,859.79
	01-2-06200-212-002	Title I Aides Health Ins			691.51
	01-2-06200-221-002	Title I Teachers Soc Sec			348.08
	01-2-06200-222-002	Title I Aides Soc Sec			57.02
	01-2-06200-231-002	Title I Teachers Retirement			449.44
	01-2-06200-232-002	Title I Aides Retirement			92.06
	01-931	Payable Account		-90,312.29	
FUND 01 Totals:			305,183.17	-90,312.29	128,931.46
FUND: 06					
	06-2-03100-110-001	Sec Kitchen Staff	4,188.78		
	06-2-03100-110-002	Elem Kitchen Staff	3,931.63		
	06-2-03100-130-001	Sec Kitchen Staff Overtime	324.51		
	06-2-03100-210-001	Sec Kitchen Staff Health Ins			1,383.02
	06-2-03100-210-002	Elem Kitchen Staff Health Ins			2,074.53
	06-2-03100-220-001	Sec Kitchen Staff Soc Sec			292.36
	06-2-03100-220-002	Elem Kitchen Staff Soc Sec			290.38
	06-2-03100-230-001	Sec Kitchen Staff Retirement			378.40
	06-2-03100-230-002	Elem Kitchen Staff Retirement			301.59
	06-931	Payable Account		-2,354.63	
FUND 06 Totals:			8,444.92	-2,354.63	4,720.28
Report Totals:			313,628.09	-92,666.92	133,651.74

Preliminary Check Register

Check Date Invoice	DD	Check Number Invoice Date	Vendor ID PO Number	Vendor Name Description	Manual Check Number	Amount
Checks Available to Print						
01 - GENERAL						
12152019		12/11/2019	FRENCHMAN	Frenchman Valley Co-op		
				12/11/2019 fuel, tires		3,049.33
					Check Total	3,049.33
					Vendor Total	3,049.33
12152019		12/11/2019	MAHNCONN	CONNIE MAHNKEN		
				12/11/2019 Reimb for classroom supplies		65.60
					Check Total	65.60
					Vendor Total	65.60
12152019		12/11/2019	ADAMLUMB	Adams Lumber		
				12/11/2019 lumber, concrete for track		3,276.48
					Check Total	3,276.48
					Vendor Total	3,276.48
2AFLAC9.313		12/12/2019	AFLAC 9	American Family Life		
				12/12/2019 December 2019 Payroll		485.68
2AMFA9.313		12/12/2019		12/12/2019 December 2019 Payroll		140.56
					Check Total	626.24
					Vendor Total	626.24
2AFLAC12.313		12/12/2019	AFLAC12	American Family Life		
				12/12/2019 December 2019 Payroll		1,513.73
2AMFA.313		12/12/2019		12/12/2019 December 2019 Payroll		338.68
					Check Total	1,852.41
					Vendor Total	1,852.41
12152019		12/11/2019	AMAZON	Amazon		
				12/11/2019 Family Fun Night, books		673.24
					Check Total	673.24
					Vendor Total	673.24
12/19-1		12/11/2019	BHE4317	Black Hills Energy		
				12/11/2019 gas		299.82
					Check Total	299.82
					Vendor Total	299.82
12/19-2		12/11/2019	BHE4318	Black Hills Energy		
				12/11/2019 gas		2,509.67
					Check Total	2,509.67
					Vendor Total	2,509.67
12/19-3		12/11/2019	BHE4319	Black Hills Energy		
				12/11/2019 gas		340.24
					Check Total	340.24

Preliminary Check Register

Check Date Invoice	DD	Check Number Invoice Date	Vendor ID PO Number	Vendor Name Description	Manual Check Number	Amount
					Vendor Total	340.24
12/19-4		12/11/2019	BHE4479	Black Hills Energy gas		204.97
					Check Total	204.97
					Vendor Total	204.97
12/19-7		12/11/2019	BHE5611	Black Hills Energy gas		204.15
					Check Total	204.15
					Vendor Total	204.15
12/19-6		12/11/2019	BHE9834	Black Hills Energy gas		91.66
					Check Total	91.66
					Vendor Total	91.66
12/19-5		12/11/2019	BHE9835	Black Hills Energy gas		1,268.49
					Check Total	1,268.49
					Vendor Total	1,268.49
12152019		12/11/2019	BLUECATHY	Blue Cross Blue Shield premium		732.45
					Check Total	732.45
					Vendor Total	732.45
12152019		12/11/2019	BLUECR01	Blue Cross/Blue Shield 10 month emee prem		2,157.95
3DENTAL.313		12/12/2019		December 2019 Payroll		6,117.72
3HEAL.313		12/12/2019		December 2019 Payroll		71,422.85
					Check Total	79,698.52
					Vendor Total	79,698.52
12152019		12/11/2019	BLUEDEAN	Blue Cross Blue Shield premium		1,949.10
					Check Total	1,949.10
					Vendor Total	1,949.10
50894762		12/11/2019	CAROBIOI	Carolina Biological Supply classroom supplies		301.17
					Check Total	301.17
					Vendor Total	301.17
12/19-ES		12/11/2019	CITYOFGR	City Of Grant ES electricity & utilities		2,915.84
12/19-HS		12/11/2019		HS electricity & utilities		9,420.87

Preliminary Check Register

Check Date Invoice	DD	Check Number Invoice Date	Vendor ID PO Number	Vendor Name Description	Manual Check Number	Amount
Check Total						12,336.71
Vendor Total						12,336.71
2GARNSEDGC.3 13		12/12/2019	CLKSEDGCT	Clerk Sedgwick Co. Combined Court December 2019 Payroll		289.47
Check Total						289.47
Vendor Total						289.47
12152019		12/11/2019	COLFCLIF	Colglazier Clinic Bus PE		200.00
Check Total						200.00
Vendor Total						200.00
12192019		12/11/2019	COUNTRY SU	Country Supply duct tape, locks, supplies		322.93
Check Total						322.93
Vendor Total						322.93
247-675913		12/11/2019	DAYSINNKEA	Days Inn Johnson room		178.00
Check Total						178.00
Vendor Total						178.00
12152019		12/11/2019	EAKES	Eakes Office Solutions office supplies, maintenance s		1,210.93
Check Total						1,210.93
Vendor Total						1,210.93
2FICA.313		12/12/2019	EFTPS	EFTPS Payroll Deposit December 2019 Payroll		18,506.68
2FICM.313		12/12/2019		December 2019 Payroll		4,342.10
2USIT.313		12/12/2019		December 2019 Payroll		20,874.02
3FICA.313		12/12/2019		December 2019 Payroll		18,506.68
3FICM.313		12/12/2019		December 2019 Payroll		4,342.10
Check Total						66,571.58
Vendor Total						66,571.58
12152019		12/11/2019	ESU10	ESU #10 computer repairs		240.00
Check Total						240.00
Vendor Total						240.00
590		12/11/2019	ESU16	ESU #16 training		50.00
591		12/11/2019		training		25.00
592		12/11/2019		HAL		323.50

Preliminary Check Register

Check Date Invoice	DD	Check Number Invoice Date	Vendor ID PO Number	Vendor Name Description	Manual Check Number	Amount
SPED 03		12/11/2019		SPED/Preschool		35,160.16
					Check Total	35,558.66
					Vendor Total	35,558.66
13459		12/11/2019	FRIESEN	Friesen Welding & Repair classroom supplies		550.00
					Check Total	550.00
					Vendor Total	550.00
12152019		12/11/2019	GRANTRIB	Grant Tribune/Johnson Publications legal proceedings		102.20
					Check Total	102.20
					Vendor Total	102.20
12152019		12/11/2019	GREAPL02	Great Plains Communications telephone		1,157.66
					Check Total	1,157.66
					Vendor Total	1,157.66
12/19-2468		12/11/2019	HATCSUPE	Hatch's Super Foods supplies		63.84
12/19-6005		12/11/2019		classroom supplies		5.74
12/19-7005		12/12/2019		Family Fun Night		263.11
					Check Total	332.69
					Vendor Total	332.69
12152019		12/11/2019	HI-LINE	Hi-Line Cooperative inc fuel		347.54
					Check Total	347.54
					Vendor Total	347.54
917442		12/11/2019	HIRERIGHT	HireRight, LLC drug testing		94.20
					Check Total	94.20
					Vendor Total	94.20
12152019		12/11/2019	HOMETOWNL	Hometown Leasing copier rental		738.00
					Check Total	738.00
					Vendor Total	738.00
1001314		12/11/2019	IDEALLIN	Ideal Linen Supply mats, mops		153.82
1001315		12/11/2019		mops, mats		254.07
1006394		12/11/2019		mats, mops		159.50
1006395		12/11/2019		mops, mats		254.07
					Check Total	821.46

Preliminary Check Register

Check Date Invoice	DD	Check Number Invoice Date	Vendor ID PO Number	Vendor Name Description	Manual Check Number	Amount
					Vendor Total	821.46
			IN & OUT	In & Out		
12152019		12/11/2019		12/11/2019 fuel		401.33
					Check Total	401.33
					Vendor Total	401.33
			JUNILIBR	Junior Library Guild		
491366		12/11/2019		12/11/2019 books		641.60
					Check Total	641.60
					Vendor Total	641.60
			KSBSCHOOL	KSB School Law		
7152		12/11/2019		12/11/2019 legal services		252.00
					Check Total	252.00
					Vendor Total	252.00
			LEGALSHIEL	LegalShield		
2LEGALSH.313		12/12/2019		12/12/2019 December 2019 Payroll		146.34
					Check Total	146.34
					Vendor Total	146.34
			MAR'S	Mar's Service Center Inc		
12152019		12/11/2019		12/11/2019 service vehicles		295.21
					Check Total	295.21
					Vendor Total	295.21
			MGTRUST	MG Trust Company		
2MG403B.313		12/12/2019		12/12/2019 December 2019 Payroll		500.00
2MG403ROTH.3		12/12/2019		12/12/2019 December 2019 Payroll		1,400.00
13						
					Check Total	1,900.00
					Vendor Total	1,900.00
			MULLEN	Mullen Schools		
12152019		12/11/2019		12/11/2019 Reimb for Picquet room		302.00
					Check Total	302.00
					Vendor Total	302.00
			NAPAAUTO	Imperial NAPA		
12152019		12/11/2019		12/11/2019 parts		9.07
					Check Total	9.07
					Vendor Total	9.07
			NASB	Nebraska Association of School Boards		
05014-N7Z0G0		12/11/2019		12/11/2019 registration		140.00
					Check Total	140.00

Preliminary Check Register

Check Date Invoice	DD	Check Number Invoice Date	Vendor ID PO Number	Vendor Name Description	PO Date	Manual Check Number	Amount
						Vendor Total	140.00
12152019		12/11/2019	NASCD	Nebraska ASCD dues	12/11/2019		40.00
						Check Total	40.00
						Vendor Total	40.00
2NEIT.313		12/12/2019	NEBRDEPT	Nebraska Depart. Of Revenue December 2019 Payroll	12/12/2019		9,487.16
						Check Total	9,487.16
						Vendor Total	9,487.16
2NTRT.313		12/12/2019	NEBRRETI	Nebraska Retirement System December 2019 Payroll	12/12/2019		28,259.55
3NTRT.313		12/12/2019		December 2019 Payroll	12/12/2019		28,542.11
						Check Total	56,801.66
						Vendor Total	56,801.66
12152019		12/12/2019	NEBRSAFE	Nebraska Safety & Fire Equip. monitoring fee	12/12/2019		495.00
						Check Total	495.00
						Vendor Total	495.00
871275		12/12/2019	NEILKJOS	Neil A. Kjos Music Co. music	12/12/2019		30.34
						Check Total	30.34
						Vendor Total	30.34
6264697-0		12/11/2019	NOVUAUTO	Novus Auto Glass repair	12/11/2019		45.00
						Check Total	45.00
						Vendor Total	45.00
12152019		12/11/2019	NPPD	Nebraska Public Power District Elsie electricity	12/11/2019		34.21
						Check Total	34.21
						Vendor Total	34.21
2BCBS.313		12/12/2019	PCSB CBS	Perkins County Schools December 2019 Payroll	12/12/2019		53.02
						Check Total	53.02
						Vendor Total	53.02
12152019		12/11/2019	PCSTRANS	PCS Transaction Cash postage, fuel, meal per diem	12/11/2019		239.82
						Check Total	239.82
						Vendor Total	239.82

Preliminary Check Register

Check Date Invoice	DD	Check Number Invoice Date	Vendor ID PO Number	PO Date	Vendor Name Description	Manual Check Number	Amount
12152019		12/11/2019	PERKCOHE	12/11/2019	Perkins Co. Health Services drug screen		99.00
						Check Total	99.00
						Vendor Total	99.00
12152019		12/11/2019	PINNVISA	12/11/2019	Pinnacle Bank meal, classroom supplies		37.31
						Check Total	37.31
						Vendor Total	37.31
12152019		12/11/2019	PITNEY	12/11/2019	Pitney Bowes machine rental		30.00
						Check Total	30.00
						Vendor Total	30.00
4948		12/11/2019	POTTSELEC	12/11/2019	Potts Electric lights new gym		391.76
						Check Total	391.76
						Vendor Total	391.76
205158		12/11/2019	POWERSCHOO	12/11/2019	PowerSchool Group maintenance & support		820.55
						Check Total	820.55
						Vendor Total	820.55
12152019		12/11/2019	PRITLARR	12/11/2019	Larry Pritchett mileage reimb		81.20
						Check Total	81.20
						Vendor Total	81.20
12152019		12/11/2019	QUALDIES	12/11/2019	Quality Diesel Inc bus repairs		1,242.96
						Check Total	1,242.96
						Vendor Total	1,242.96
12152019		12/11/2019	RANGE	12/11/2019	Range DL internet		166.00
						Check Total	166.00
						Vendor Total	166.00
7467 & 7387		12/15/2019	REESMECH	12/11/2019	Reese Mechanical repairs		682.87
						Check Total	682.87
						Vendor Total	682.87
12152019		12/11/2019	ROSSAUTO	12/11/2019	Ross Family Auto Parts supplies		191.36

Preliminary Check Register

Check Date Invoice	DD	Check Number Invoice Date	Vendor ID PO Number	Vendor Name Description	Manual Check Number	Amount
					Check Total	191.36
					Vendor Total	191.36
			RURALLYOUN	Rural Young Americans Center for Financial Ed		
12152019		12/11/2019		Ameritowne deposit		50.00
					Check Total	50.00
					Vendor Total	50.00
			T & T MAR	Principal Life Group		
2LTD.313		12/12/2019		December 2019 Payroll		297.34
					Check Total	297.34
					Vendor Total	297.34
			USPOSTALS	U.S. Postal Service		
12152019		12/11/2019		Marketing Mail fee		235.00
					Check Total	235.00
					Vendor Total	235.00
			VIAERO	Viaero		
12152019		12/11/2019		cell phones		116.34
					Check Total	116.34
					Vendor Total	116.34
			VISIONSP	Vision Service Plan (CT)		
2VSPVISION.313		12/12/2019		December 2019 Payroll		468.96
					Check Total	468.96
					Vendor Total	468.96
			WAGEWORKS	WageWorks, Inc.		
2CAFE.313		12/12/2019		December 2019 Payroll		1,755.00
2DCARE.313		12/12/2019		December 2019 Payroll		1,454.00
					Check Total	3,209.00
					Vendor Total	3,209.00
			WFBUSMC	Payment Remittance Center		
12152019		12/12/2019		staff dev, classrm sup		168.90
					Check Total	168.90
					Vendor Total	168.90
			WWADMINFEE	WageWorks		
12152019		12/11/2019		admin fee		182.00
					Check Total	182.00
					Vendor Total	182.00
			YANDAS	Yandas Music		
12152019		12/11/2019		repairs and alto sax		998.65
					Check Total	998.65

Preliminary Check Register

Check Date Invoice	DD	Check Number Invoice Date	Vendor ID PO Number	Vendor Name Description	Manual Check Number	Amount
Vendor Total						998.65
01 - GENERAL Totals:						298,978.53
06 - CAFETERIA FUND						
			ACTIFUND	Activity Fund		
12152019		12/11/2019		12/11/2019	reimb for food expense	49.97
Check Total						49.97
Vendor Total						49.97
			AFLAC 9	American Family Life		
2AFLAC9.313		12/12/2019		12/12/2019	December 2019 Payroll	475.34
Check Total						475.34
Vendor Total						475.34
			BLUECR01	Blue Cross/Blue Shield		
3DENTAL.313		12/12/2019		12/12/2019	December 2019 Payroll	259.85
3HEAL.313		12/12/2019		12/12/2019	December 2019 Payroll	3,197.70
Check Total						3,457.55
Vendor Total						3,457.55
			CASHWA	Cash-Wa Distributing		
12/19-ES		12/11/2019		12/11/2019	ES food expense	4,941.05
12/19-HS		12/11/2019		12/11/2019	HS food expense	5,393.38
Check Total						10,334.43
Vendor Total						10,334.43
			EFTPS	EFTPS Payroll Deposit		
2FICA.313		12/12/2019		12/12/2019	December 2019 Payroll	472.27
2FICM.313		12/12/2019		12/12/2019	December 2019 Payroll	110.47
2USIT.313		12/12/2019		12/12/2019	December 2019 Payroll	192.36
3FICA.313		12/12/2019		12/12/2019	December 2019 Payroll	472.27
3FICM.313		12/12/2019		12/12/2019	December 2019 Payroll	110.47
Check Total						1,357.84
Vendor Total						1,357.84
			HATCSUPE	Hatch's Super Foods		
12-19-2410		12/11/2019		12/11/2019	food expense	20.81
Check Total						20.81
Vendor Total						20.81
			MIDAMER	Mid-American Research Chemical		
681527		12/11/2019		12/11/2019	cleaners	212.13
Check Total						212.13
Vendor Total						212.13
			NEBRDEPT	Nebraska Depart. Of Revenue		
2NEIT.313		12/12/2019		12/12/2019	December 2019 Payroll	78.64

Preliminary Check Register

Check Date Invoice	DD	Check Number Invoice Date	Vendor ID PO Number	Vendor Name Description	Manual Check Number	Amount
					Check Total	78.64
					Vendor Total	78.64
			NEBRRETI	Nebraska Retirement System		
2NTRT.313		12/12/2019		December 2019 Payroll		673.27
3NTRT.313		12/12/2019		December 2019 Payroll		679.99
					Check Total	1,353.26
					Vendor Total	1,353.26
			PCBCBS	Perkins County Schools		
2BCBS.313		12/12/2019		December 2019 Payroll		113.56
					Check Total	113.56
					Vendor Total	113.56
			USFOOD	US Foods - Grand Island		
12/19 - ES		12/11/2019		ES food expense		1,703.78
12/19-HS		12/11/2019		HS food expense		1,560.20
					Check Total	3,263.98
					Vendor Total	3,263.98
			VISIONSP	Vision Service Plan (CT)		
2VSPVISION.313		12/12/2019		December 2019 Payroll		88.72
					Check Total	88.72
					Vendor Total	88.72
			WAGEWORKS	WageWorks, Inc.		
2CAFE.313		12/12/2019		December 2019 Payroll		150.00
					Check Total	150.00
					Vendor Total	150.00
					06 - CAFETERIA FUND Totals:	20,956.23
					Total of Checks Available to Print:	319,934.76
					Report Total:	319,934.76

Receipt Journal

Receipt Number	Receipt Date	Description	Received From	Total	Sales Tax	Amount Less Tax
Line	Activity	Name		Amount		
Journal Number: 281			November 2019			Posted: 12/02/2019 10:49:09 AM
000000	11/06/2019	yearbook ad	Business			
1		5017 Annual		50.00	0.00	50.00
			Receipt Totals:	50.00	0.00	50.00
000000	11/06/2019	reimb IA project	Patron			
1		5028 IA construction projects		500.00	0.00	500.00
			Receipt Totals:	500.00	0.00	500.00
000000	11/07/2019	reimbursement	Alter Metal			
1		6025 Always for Kids		37.26	0.00	37.26
			Receipt Totals:	37.26	0.00	37.26
000000	11/07/2019	Sub-district reimb.	Ogallala High			
1		2003 VB-High School		107.73	0.00	107.73
			Receipt Totals:	107.73	0.00	107.73
000000	11/11/2019	fees	Craft Show			
1		1024 Class of 2023 Freshmen		925.00	0.00	925.00
			Receipt Totals:	925.00	0.00	925.00
000000	11/11/2019	bake sale	Patrons			
1		1022 Class of 2021-Juniors		262.25	0.00	262.25
			Receipt Totals:	262.25	0.00	262.25
000000	11/11/2019	soup supper	Patrons			
1		1022 Class of 2021-Juniors		356.75	0.00	356.75
			Receipt Totals:	356.75	0.00	356.75
000000	11/11/2019	advertising	PCS Foundation			
1		4021 Live-Streaming		100.00	0.00	100.00
			Receipt Totals:	100.00	0.00	100.00
000000	11/11/2019	advertising in yearbook	Businesses			
1		5017 Annual		250.00	0.00	250.00
2		5017 Annual		50.00	0.00	50.00
			Receipt Totals:	300.00	0.00	300.00
000000	11/18/2019	popcorn-donation	Patron			
1		4012 Concession Stand		25.00	0.00	25.00
			Receipt Totals:	25.00	0.00	25.00
000000	12/02/2019	rebate	Coca Cola			
1		6025 Always for Kids		25.20	0.00	25.20
			Receipt Totals:	25.20	0.00	25.20
000000	11/19/2019	yearbook ad	Business			
1		5017 Annual		180.00	0.00	180.00

Receipt Journal

Receipt Number	Receipt Date	Description	Received From	Total	Sales Tax	Amount Less Tax
Line	Activity	Name		Amount		
			Receipt Totals:	180.00	0.00	180.00
000000	11/19/2019	rebate	Champion			
1		3011 Market Place		70.00	0.00	70.00
			Receipt Totals:	70.00	0.00	70.00
000000	11/25/2019	concessions	Patrons			
1		4012 Concession Stand		30.00	0.00	30.00
			Receipt Totals:	30.00	0.00	30.00
000000	11/20/2019	yearbook ad	Business			
1		5017 Annual		100.00	0.00	100.00
			Receipt Totals:	100.00	0.00	100.00
000000	11/22/2019	dues	Students			
1		3005 FFA		80.00	0.00	80.00
2		3005 FFA		140.00	0.00	140.00
			Receipt Totals:	220.00	0.00	220.00
000000	11/22/2019	reimbursement	NE FFA			
1		3005 FFA		110.51	0.00	110.51
			Receipt Totals:	110.51	0.00	110.51
000000	11/20/2019	shoe donation	Patrons			
1		6019 Shoe Mart		57.00	0.00	57.00
			Receipt Totals:	57.00	0.00	57.00
000000	11/29/2019	interest earned	Adams Bank			
1		6090 Interest Earned		157.95	0.00	157.95
			Receipt Totals:	157.95	0.00	157.95
			Journal Totals:	3614.65	0.00	3614.65

ALL Data

Revenue Budget Report

Arranged by:
Account Number

Date Range: YTD thru 12/31/2019

Account	Description	Budget	Receipts	Revenue Balance	Percent Remaining
01	GENERAL				
01-1-01100-000-000	Taxes	5,086,222.00	1,673,364.96	3,412,857.04	67.10
01-1-01115-000-000	Carline Taxes	150.00	19.69	130.31	86.87
01-1-01120-000-000	Public Power Dist Sales Tax	63,000.00	0.00	63,000.00	100.00
01-1-01125-000-000	Motor Vehicle Taxes	300,000.00	62,405.43	237,594.57	79.19
01-1-01190-000-000	County Treasurer's Commission	-57,134.00	-17,776.50	-39,357.50	68.88
01-1-01315-000-000	Tuition Received DL Spanish	75,000.00	9,676.30	65,323.70	87.09
01-1-01370-000-000	Preschool Tuition	19,000.00	5,125.00	13,875.00	73.02
01-1-01510-000-000	Interest	1,500.00	177.36	1,322.64	88.17
01-1-01911-000-000	Local License Fees	2,000.00	610.00	1,390.00	69.50
01-1-01925-000-000	Corporate/Other Private Grants	0.00	2,015.00	-2,015.00	0.00
01-1-01955-000-000	Dual Credit Reimbursement	0.00	0.00	0.00	0.00
01-1-01990-000-000	Other Local Receipts	1,579.00	1,362.18	216.82	13.73
01-1-02110-000-000	County Fines & License	0.00	600.00	-600.00	0.00
01-1-02130-000-000	Other County Receipts	0.00	0.00	0.00	0.00
01-1-02210-000-000	ESU Receipts	2,000.00	3,290.00	-1,290.00	-64.50
01-1-03110-000-000	State Aid	47,287.00	14,187.00	33,100.00	69.99
01-1-03120-000-000	Special Education Sch Age	225,000.00	0.00	225,000.00	100.00
01-1-03125-000-000	SPED Transportation Sch Age	0.00	0.00	0.00	0.00
01-1-03130-000-000	Homestead Exemption	20,000.00	0.00	20,000.00	100.00
01-1-03131-000-000	Property Tax Credit	530,000.00	0.00	530,000.00	100.00
01-1-03132-000-000	Personal Property Tax Credit	20,000.00	0.00	20,000.00	100.00
01-1-03133-000-000	Nameplate Capacity Tax-Renew Energy	0.00	0.00	0.00	0.00
01-1-03180-000-000	Prorate Motor Vehicle	8,200.00	1,443.16	6,756.84	82.40
01-1-03400-000-000	State Apportionment	90,000.00	0.00	90,000.00	100.00
01-1-03512-000-000	Distance Ed Incentive Pymnt	0.00	25,355.70	-25,355.70	0.00
01-1-03535-000-000	High Ability Learners	3,950.00	4,033.00	-83.00	-2.10
01-1-03800-000-000	NPPD In Lieu Taxes	0.00	0.00	0.00	0.00
01-1-03990-000-000	Other State Receipts	7,000.00	0.00	7,000.00	100.00
01-1-04105-000-000	E-Rate Rebates	0.00	0.00	0.00	0.00
01-1-04310-000-000	REAP	24,000.00	36,551.00	-12,551.00	-52.29
01-1-04505-000-000	Title I	25,000.00	2,428.00	22,572.00	90.28
01-1-04506-000-000	Title I Accountability	4,000.00	0.00	4,000.00	100.00
01-1-04509-000-000	Title IIA	0.00	0.00	0.00	0.00
01-1-04512-000-000	IDEA Base Allocation	0.00	0.00	0.00	0.00
01-1-04516-000-000	IDEA Preschool	4,420.00	0.00	4,420.00	100.00
01-1-04518-000-000	IDEA Base & Enrollment Poverty	85,180.00	0.00	85,180.00	100.00
01-1-04519-000-000	IDEA Enrollment/Poverty	0.00	0.00	0.00	0.00
01-1-04521-000-000	IDEA Nonpublic	2,490.00	0.00	2,490.00	100.00
01-1-04530-000-000	Other Federal Receipts	0.00	0.00	0.00	0.00
01-1-04708-000-000	Medicaid Payments (MIPS)	0.00	0.00	0.00	0.00
01-1-04709-000-000	Medicaid Admin Activities (MAAPS)	500.00	1,307.53	-807.53	-161.50
01-1-05200-000-000	Other Fund Transfers In	75,000.00	21,029.97	53,970.03	71.96
01-1-05300-000-000	Sale Of Property	0.00	0.00	0.00	0.00
01-1-05301-000-000	Insurance Adjustment	0.00	0.00	0.00	0.00

ALL Data

Revenue Budget Report

Arranged by:
Account Number

Date Range: YTD thru 12/31/2019

Account	Description	Budget	Receipts	Revenue Balance	Percent Remaining
01-1-05690-000-000	Other Non Revenue	0.00	7,469.94	-7,469.94	0.00
01-1-06300-000-000	Special Budget Items	1,496,822.00	0.00	1,496,822.00	100.00
01	FUND Totals:	8,162,166.00	1,854,674.72	6,307,491.28	77.27

ALL Data

Revenue Budget Report

Arranged by:
Account Number

Date Range: YTD thru 12/31/2019

Account	Description	Budget	Receipts	Revenue Balance	Percent Remaining
02	DEPRECIATION FUND				
02-1-01510-000-000	Interest	0.00	57.26	-57.26	0.00
02-1-05690-000-000	Other Non Revenue	0.00	0.00	0.00	0.00
02	FUND Totals:	0.00	57.26	-57.26	0.00

Revenue Budget Report

ALL Data

Date Range: YTD thru 12/31/2019

Arranged by:
Account Number

Account	Description	Budget	Receipts	Revenue Balance	Percent Remaining
03	EMPLOYEE BENEFIT FUND				
03-1-01510-000-000	Interest	0.00	0.00	0.00	0.00
03	FUND Totals:	<u>0.00</u>	<u>0.00</u>	<u>0.00</u>	<u>0.00</u>

Revenue Budget Report

ALL Data

Date Range: YTD thru 12/31/2019

Arranged by:
Account Number

Account	Description	Budget	Receipts	Revenue Balance	Percent Remaining
05	ACTIVITY FUND				
05-1-01741-000-000	Extracurricular Activity Fees	0.00	0.00	0.00	0.00
05-1-05200-000-000	Transf in from Gen Fund	0.00	0.00	0.00	0.00
05-8-09997-000-000	Activity Supplies	0.00	0.00	0.00	0.00
05	FUND Totals:	0.00	0.00	0.00	0.00

ALL Data

Revenue Budget Report

Arranged by:
Account Number

Date Range: YTD thru 12/31/2019

Account	Description	Budget	Receipts	Revenue Balance	Percent Remaining
06	CAFETERIA FUND				
06-1-01510-000-000	Interest	100.00	64.21	35.79	35.79
06-1-01611-000-000	Student Lunches	80,000.00	26,771.30	53,228.70	66.53
06-1-01612-000-000	Student Breakfasts	25,000.00	0.00	25,000.00	100.00
06-1-01613-000-000	Student Milks	0.00	0.00	0.00	0.00
06-1-01620-000-000	Non-Reimb Adult/Ex Lunch/Ala Carte	0.00	0.00	0.00	0.00
06-1-03150-000-000	State Reimbursement	70,000.00	16,378.84	53,621.16	76.60
06-1-04210-000-000	Federal Reimbursement	0.00	0.00	0.00	0.00
06-1-05200-000-000	Other Fund Transfers In	80,000.00	0.00	80,000.00	100.00
06	FUND Totals:	255,100.00	43,214.35	211,885.65	83.05

ALL Data

Revenue Budget Report

Arranged by:
Account Number

Date Range: YTD thru 12/31/2019

Account	Description	Budget	Receipts	Revenue Balance	Percent Remaining
08	BUILDING FUND				
08-1-01100-000-000	Taxes	15,000.00	17,958.88	-2,958.88	-19.72
08-1-01115-000-000	Carline Taxes	0.00	0.22	-0.22	0.00
08-1-01120-000-000	Public Power Dist Sales Tax	0.00	0.00	0.00	0.00
08-1-01190-000-000	Other Taxes	0.00	14.95	-14.95	0.00
08-1-01510-000-000	Interest	0.00	26.75	-26.75	0.00
08-1-01920-000-000	Public Power Dist Contribution	0.00	0.00	0.00	0.00
08-1-01990-000-000	County Treasurer's Commission	-170.00	-180.05	10.05	-5.91
08-1-02130-000-000	Other County Receipts	0.00	0.00	0.00	0.00
08-1-03130-000-000	Homestead Exemption	1,000.00	0.00	1,000.00	100.00
08-1-03131-000-000	Property Tax Credit	500.00	0.00	500.00	100.00
08-1-03132-000-000	Personal Property Tax Credit	500.00	0.00	500.00	100.00
08-1-03133-000-000	Nameplate Capacity Tax-Renew Energy	0.00	0.00	0.00	0.00
08-1-03180-000-000	Prorate Motor Vehicle	0.00	14.91	-14.91	0.00
08-1-05300-000-000	Sale Of Property	0.00	0.00	0.00	0.00
08-1-05400-000-000	Loan Proceeds	0.00	0.00	0.00	0.00
08-1-05690-000-000	Other Non Revenue	0.00	0.00	0.00	0.00
08	FUND Totals:	16,830.00	17,835.66	-1,005.66	-5.97
	Report Totals:	8,434,096.00	1,915,781.99	6,518,314.01	77.28

Revenue Journal (Preliminary)

Fiscal Year: 2020

Entry Line	Date Account	Received From	Receipt Description	Accrue	Description	Bank ID/Account Receivable	Received
Journal:		12/12/2019					
Entry	12/12/2019				November receipts	A GENERAL	Sandhills State
1	01-1-01100-000-000		Taxes			0.00	37,502.03
2	01-1-01125-000-000		Motor Vehicle Taxes			0.00	20,743.58
3	01-1-02110-000-000		County Fines & License			0.00	600.00
4	01-1-03180-000-000		Prorate Motor Vehicle			0.00	94.97
5	01-1-01190-000-000		County Treasurer's Commission			0.00	-543.67
6	01-1-05690-000-000		Other Non Revenue			0.00	2,966.95
7	01-1-01370-000-000		Preschool Tuition			0.00	1,150.00
8	01-1-01911-000-000		Local License Fees			0.00	310.00
9	01-1-01925-000-000		Corporate/Other Private Grants			0.00	1,265.00
10	01-1-05200-000-000		Other Fund Transfers In			0.00	7,328.51
11	01-1-01315-000-000		Tuition Received DL Spanish			0.00	9,676.30
12	01-1-02210-000-000		ESU Receipts			0.00	180.00
13	01-1-04505-000-000		Title I			0.00	1,845.00
14	01-1-01510-000-000		Interest			0.00	47.18
15	01-1-04709-000-000		Medicaid Admin Activities (MAAPS)			0.00	1,307.53
16	01-1-03110-000-000		State Aid			0.00	4,729.00
Totals for Entry 10508						0.00	89,202.38
Totals for Journal						0.00	89,202.38

Bank Account Totals

A	GENERAL FUND	Sandhills State Bank	89,202.38
----------	---------------------	-----------------------------	------------------

Fund Summary

01	GENERAL	Receivable	Received
		0.00	89,202.38

December Transaction Cash


(November Transactions)

PCS-Cash	Johnson Meal Per Diem	\$16.00	01-2-01100-580-001
Wex Bank	Fuel	\$76.85	01-2-02190-626-001
US Post Office	Foundation Mailing	\$146.97	01-2-02610-531-000

TOTAL \$ 239.82

2019-2020 Perkins County Schools Treasurer's Report - December 2019 Board Meeting - (For the month of November 2019)						
INTEREST RATES			0.05% Sandhills State	0.45% Pinnacle		
	GENERAL FUND	LUNCH FUND	SPECIAL BUILDING FUND	DEPRECIATION FUND	EMPLOYEE BENEFIT FUND	ACTIVITY FUND
Balance Forward	\$1,317,781.39	\$33,046.98	\$319,264.61	\$74,952.11	\$0.00	\$264,502.70
EXPENDITURES						
Payroll	\$224,478.54	\$7,328.51				
Bills	\$316,261.65	\$23,447.14	\$35,391.48			\$8,610.22
Total Bills	\$540,740.19	\$30,775.65	\$35,391.48	\$0.00	\$0.00	\$8,610.22
RECEIPTS						
LOCAL RECEIPTS	\$81,225.88	\$13,794.43	\$420.80			\$3,456.70
STATE RECEIPTS	\$4,823.97	\$10,650.98				
FEDERAL RECEIPTS	\$3,152.53					
Total	\$89,202.38	\$24,445.41	\$420.80	\$0.00	\$0.00	\$3,456.70
Void Checks						\$332.45
Returned Checks						
Transfers						
CD Deposit into Checking						
Bank Charges						
Bank Error/Correction						
Lunch/Other Refunds						
Interest		\$24.67	\$0.04	\$26.80		\$157.95
Ending Balance	\$866,243.58	\$26,741.41	\$284,293.97	\$74,978.91	\$0.00	\$259,839.58
CD's/Investments	\$17.05			\$0.00	\$0.00	
TOTAL FUND BALANCE	\$866,260.63	\$26,741.41	\$284,293.97	\$74,978.91	\$0.00	\$259,839.58
EXPENDITURES TO-DATE	\$1,736,762.87	\$85,840.02	\$35,391.48	\$0.00	\$0.00	\$51,218.76
Budget Total	\$8,162,166.00	\$280,000.00	\$280,645.00	\$74,866.00	\$32,179.00	\$455,448.00
						TOTAL CD'S/INVEST:
						\$17.05

December 2019 - School Board Meeting - 7-12 Principal Report



Staff Professional Development:

- In-Service Day – Dec. 2nd
- CTE Field Trip - York and High Plains - Dec. 10th
- Social Studies Standards Workshop – Dec. 11th

Academic:

- Semester Test Schedule (See Below)

2019 Semester Test Schedule

Thursday, December 19th

8:00 - 9:00	Make Up Final	JH Students Report to Homeroom
9:00 - 10:00	Period 2 Final	
10:05 - 11:05	Period 3 Final	
11:05 to 11:45	7-9 Lunch	
11:10 - 12:10	Period 5 A	
12:10 - 12:50	10-12 Lunch	
11:45 to 12:50	Period 5 B	
12:55 - 1:55	Period 6	
2:00 - 3:00	Period 7	
3:00 - 3:32	Make Up Final	JH Students Report to Homeroom

Friday, December 20th

8:00 - 9:00	Make Up Final	JH Students Report to Homeroom
9:00 - 10:00	Period 1 Final	
10:05 - 11:05	Period 4 Final	
11:05 to 11:45	7-9 Lunch	
11:10 - 12:10	Period 8 A	
12:10 - 12:50	10-12 Lunch	
11:45 to 12:50	Period 8 B	
12:55 - 1:32	Make Up Final	JH Students Report to Homeroom

December 2019 - School Board Meeting - 7-12 Principal Report

CTE:

Guidance

- NPCC Accuplacer Testing – Nov. 22nd - 14 plus students took this
 - Successful (lots of college classes 2nd semester)
- ASVAB Testing Results – Dec. 4th
- College visits so far this year

November	Visitor	2 Year or 4 Year	Seniors	Juniors	Total Students
6	University of Nebraska - Lincoln	4 Year	8	8	16
18	WyoTech	2 year	25	25	50
Totals			33	33	66
December	Visitor	2 Year or 4 Year	Seniors	Juniors	Total Students
4	University of Nebraska - Kearney	4 Year	9	9	18

Ag/FFA

- SAE projects started
- Upcoming – LDE's in Ogallala – Nov. 25th,
- District 9 Leadership in NP – Dec. 11th
 - Sam McArtor - State Qualifier in Natural Resource Speaking - 2nd Place
 - Matthew Wendell - Alternate for State - 3rd in Extemporaneous Speaking
 - FFA JH Quiz Bowl - 1st Place

Building Construction / Shop

- Track project completed - 15 yards of concrete in 5 pours.
- Next project is framing and building a Bathroom for a community member - Framing, sheetrock, plumbing
- X-mas Tree Shelves

Business (Entrepreneurship Class)

- School Apparel Store – Latest sale was successful
- Money Management Lessons

December 2019 - School Board Meeting - 7-12 Principal Report

HS STUCO:

- Ugly Sweater Contest for Students - Dec. 20th (1 boy and 1 girl winner)

JH STUCO:

- Recycling
- Coat Drive - 75 plus coats, hats, cloves
- Bake sale on Dec. 21st - Basketball Game

NHS:

- Students have been working towards their community service hours

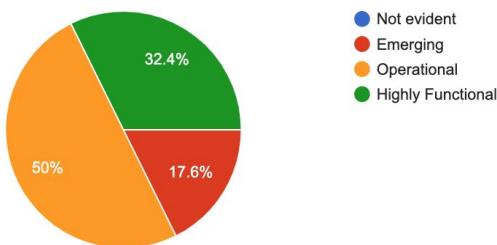
Other:

- Medical Monday - Mrs. Cross - Anatomy
 - 8 visitors this semester - CT/ X Ray, Lab Tech, CRNA, RN, Hospital Liaison, Nurse Practitioner, Doctor, PT, Orthotist

- Mid-year MAPS testing took place on December 9-13. Mid-year Dibels testing will take place on December 16-20th. The results of the MAPS assessment were available to teachers 24 hours after the assessment was taken. Student’s projected goals for the assessment were distributed prior to taking the test. They will be looking at their results and then setting goals for the spring. Teachers will also be looking at the data if they used the MAPS for their SLO. Dibels results will be analyzed to determine the needs for changes in intervention and to measure progress on the individual reading plans.
- Teachers in K-8 ELA have worked to complete their priority standards and ensure they are aligned to our table of specs for the NSCAS tested grades. We have surveyed the teachers regarding our current ELA and Math resources. Tyler Cronin spoke with K-8 teachers about best practices in math instruction and Makenzie Carstens share instructional shifts taking place in ELA.
- I will share my assessment plan.
- The school improvement team presented on December 2nd to the whole staff. We discussed the external visit and what they should expect. We gave an overview of what the team has gathered in regard to evidence to support the seven standards in the Nebraska Frameworks. The staff gave us feedback using the rubric provided in the Nebraska Frameworks. They completed this prior to the staff development day. Attached is a copy of the rubric.

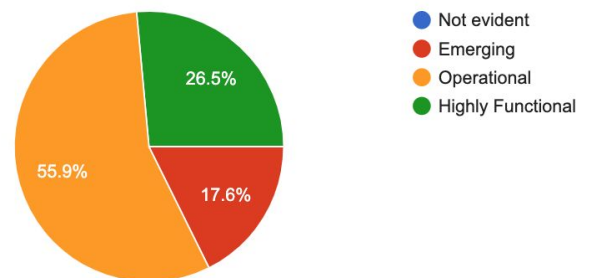
Vision & Purpose

34 responses



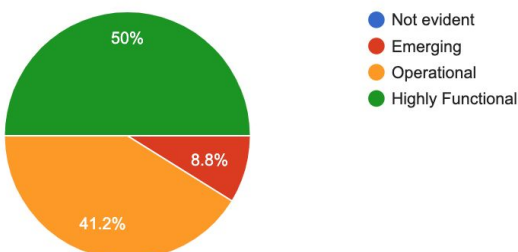
Governance & Leadership

34 responses



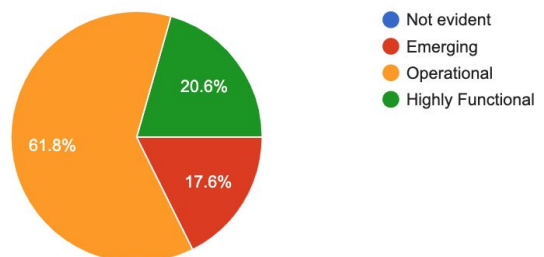
Teaching & Learning

34 responses



Documenting & Using Results

34 responses

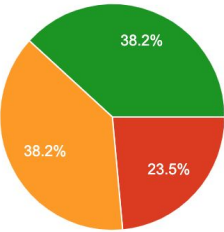


Stakeholder Communications & Relationships

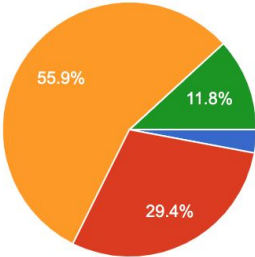
34 responses

Resource & Support Systems

34 responses



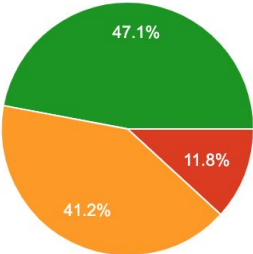
- Not evident
- Emerging
- Operational
- Highly Functional



- Not evident
- Emerging
- Operational
- Highly Functional

Commitment to Continuous Improvement

34 responses



- Not evident
- Emerging
- Operational
- Highly Functional

CONTINUOUS IMPROVEMENT TECHNICAL ASSISTANCE RUBRIC

APPENDIX J

STANDARD	NOT EVIDENT	EMERGING	OPERATIONAL	HIGHLY FUNCTIONAL
<p>VISION AND PURPOSE</p> <ul style="list-style-type: none"> <input type="checkbox"/> Not Evident <input type="checkbox"/> Emerging <input type="checkbox"/> Operational <input type="checkbox"/> Highly Functional 	<ul style="list-style-type: none"> • Stakeholders (students, staff, parents and community) are not collaborating in the development, communication, and support of the vision and purpose. • The school district has little or no evidence that expectations for student learning are aligned with the school district's vision with little support by school district personnel and external stakeholders. • Expectations for all students learning do not serve as the focus for assessing student performance and school district effectiveness. • The school district's vision has little influence on allocations of time and human, material, and fiscal resources. 	<ul style="list-style-type: none"> • Stakeholders (students, staff, parents and community) are beginning to collaborate in the development, communication, and support of the vision and purpose. • The school district has begun the process of engaging its stakeholders to commit to a shared purpose and direction. • The school district is developing expectations for student learning aligned with the school district's vision that is supported by school district personnel and external stakeholders. These expectations will serve as the focus for assessing student performance and school district effectiveness but the process is not fully in place. • The school district's vision has some influence on allocations of time and human, material, and fiscal resources. 	<ul style="list-style-type: none"> • Stakeholders (students, staff, parents and community) are collaborating in the development, communication, and support of the vision and purpose. • The school district has committed to a shared purpose and direction. • The school district has clearly defined expectations for student learning aligned with the school district's vision that is supported by school district personnel and external stakeholders. These expectations serve as the focus for assessing student performance and school district effectiveness. • The school district's vision guides allocations of time and human, material, and fiscal resources. 	<ul style="list-style-type: none"> • Stakeholders (students, staff, parent and community) are highly engaged in the development, communication, and support of the vision and purpose. • The school district has achieved a wide commitment by all groups of stakeholders to a shared purpose and direction. • The school district has clearly defined expectations for student learning aligned with the school district's vision that is fully supported by school district personnel and external stakeholders. These expectations serve as the focus for assessing student performance and school district effectiveness. • The school district's vision guides allocations of time and human, material, and fiscal resources.
<p>GOVERNANCE AND LEADERSHIP</p> <ul style="list-style-type: none"> <input type="checkbox"/> Not Evident <input type="checkbox"/> Emerging <input type="checkbox"/> Operational <input type="checkbox"/> Highly Functional 	<ul style="list-style-type: none"> • The school district has leaders who have not established or are currently establishing processes to develop the school district's vision and improvement efforts. • The leaders' process of allocating resources provides little support to implement curricular and co-curricular programs that enable students to achieve expectations for their learning. • Leaders do not encourage or promote collaboration and shared responsibility for school district improvement among stakeholders. • The school district's policies, procedures, and organizational conditions have little influence and impact on equity of learning opportunities and support for innovation. 	<ul style="list-style-type: none"> • The school district has leaders who have established processes to develop the school district's vision and improvement efforts. • The leaders allocate resources to implement curricular and co-curricular programs that enable students to achieve expectations for their learning. • Leaders allow collaboration and shared responsibility for school district improvement among stakeholders. • The school district's policies, procedures, and organizational conditions attempt to create equity of learning opportunities and support for innovation, but implementation of these processes and conditions is sporadic, and results are varied. 	<ul style="list-style-type: none"> • The school district has leaders who are advocating for the school district's vision and improvement efforts. • The leaders provide direction and systematically allocate resources to implement curricular and co-curricular programs that enable students to achieve expectations for their learning. • Leaders encourage collaboration and shared responsibility for school district improvement among stakeholders. • The school district's policies, procedures, and organizational conditions ensure equity of learning opportunities and support for innovation. • While these processes and conditions are being implemented, the implementation is not systemic across the school district, and the results are varied. 	<ul style="list-style-type: none"> • The leaders provide stakeholders meaningful roles in the decision-making process that promote a culture of participation, responsibility, and ownership that facilitates exemplary performance from all staff and students. • The school district has leaders who are advocates for the school district's vision and improvement efforts. • The leaders provide direction, lend support, and systematically allocate resources for systemic and sustainable implementation of curricular and co-curricular programs that enable students to achieve expectations for their learning. • Leaders ensure collaboration and shared responsibility for school district improvement among stakeholders with clearly defined expectations for each stakeholder group. • The school district's policies, procedures, and organizational conditions ensure equity of learning opportunities and support for innovation and are deeply embedded in the way the school district functions.

CONTINUOUS IMPROVEMENT TECHNICAL ASSISTANCE RUBRIC

APPENDIX J

<p>TEACHING AND LEARNING</p> <p><input type="checkbox"/> Not Evident</p> <p><input type="checkbox"/> Emerging</p> <p><input type="checkbox"/> Operational</p> <p><input type="checkbox"/> Highly Functional</p>	<ul style="list-style-type: none"> • The school district implements a curriculum based on expectations for all students learning that has not been fully aligned with the requisite knowledge, skills, and attitudes. • The school district demonstrates little or no evidence of alignment between the curriculum and instructional practices. • Teachers use instructional practices that reflect little engagement of all students in the learning process. • Teachers provide few opportunities for all students to apply their knowledge and skills to real world situations. • Teachers give all students limited feedback to improve their performance. 	<ul style="list-style-type: none"> • The school district implements a curriculum based on expectations for all students learning that provides opportunities for most students to acquire requisite knowledge, skills, and attitudes. • The school district demonstrates some evidence of alignment between the curriculum and instructional practices, but implementation is not systematic across the school district. • Teachers use instructional practices that actively engage all students in the learning process. • Teachers provide limited opportunities for all students to apply their knowledge and skills to real world situations. • Teachers give all students random or periodic feedback to improve their performance. 	<ul style="list-style-type: none"> • Curriculum is aligned and articulated with Nebraska or locally approved standards at all grade levels. • The school district aligns and implements a curriculum based on clear and measurable expectations for student learning in all content areas that provides multiple opportunities for all students to acquire requisite knowledge, skills, and attitudes. • The school district has a formalized process to align instructional practices with the curriculum and demonstrates results through systemic and sustainable implementation across the school district. • Teachers use proven, research-based, instructional practices that actively engage students in the learning process and encourage all students to take ownership of their learning. • Teachers consistently provide opportunities for all students to apply their knowledge and skills to real world situations. • Teachers give all students frequent feedback using a variety of methods to improve their performance. 	<ul style="list-style-type: none"> • Curriculum is aligned and articulated with Nebraska or locally approved standards at all grade levels. • The school district aligns and implements a curriculum based on clear and measurable expectations for student learning in all content areas that provides multiple opportunities for all students to acquire requisite knowledge, skills, and attitudes. • The school district has a formalized process to align instructional practices with the curriculum and demonstrates results through systemic and sustainable implementation across the school district. • Teachers use proven, research-based, instructional practices that actively engage students in the learning process and encourage all students to take ownership of their learning. • Teachers consistently provide opportunities for all students to apply their knowledge and skills to real world situations. • Teachers give all students frequent feedback using a variety of methods to improve their performance.
<p>DOCUMENTING AND USING RESULTS</p> <p><input type="checkbox"/> Not Evident</p> <p><input type="checkbox"/> Emerging</p> <p><input type="checkbox"/> Operational</p> <p><input type="checkbox"/> Highly Functional</p>	<ul style="list-style-type: none"> • The school district is currently using assessments that are not aligned with student expectations or has no balanced assessment system based on clearly defined performance measures. • There is limited capability to assess student performance on expectations for student learning, evaluate the effectiveness of curriculum and instruction, and determine interventions to improve student performance. • The assessments do not yield timely and accurate information that is meaningful and useful to school district leaders, teachers, and other stakeholders in understanding student performance, school district effectiveness, and the results of improvement efforts for individual students and all groups of students. 	<ul style="list-style-type: none"> • The school district is currently using assessments that have limited alignment with student expectations and/or is developing a balanced assessment system based on clearly defined performance measures and plans to administer the assessments in the near future. • The assessment system has some ability to assess student performance on expectations for student learning, evaluate the effectiveness of curriculum and instruction, and determine interventions to improve student performance. • The assessment system will yield some timely and accurate information that is meaningful and useful to school district leaders, teachers, and other stakeholders in understanding student performance, school district effectiveness, and the results of improvement efforts for all individual students and all groups of students. 	<ul style="list-style-type: none"> • The school district uses a balanced assessment system which includes national, state, and local assessments, based on clearly defined performance measures that yield valid and reliable results. • The assessment system is used to assess student performance on expectations for student learning, evaluate the effectiveness of curriculum and instruction, and determine interventions to improve student performance. • The assessment system includes summative and formative processes, yields timely and accurate information that is meaningful and useful to school district leaders, teachers, and other stakeholders in understanding student performance, school district effectiveness, and the results of improvement efforts for all individual students and all groups of students. 	<ul style="list-style-type: none"> • The school district uses a balanced assessment system which includes national, state, and local assessments, based on clearly defined performance measures that yield valid and reliable results, including multiple measures of individual student achievement that assess higher order thinking skills and are of adequate technical quality. • The assessment system is used to assess student performance on expectations for student learning, evaluate the effectiveness of curriculum and instruction, design and improve instructional strategies and practices, and determine interventions to improve and enhance student performance. • The assessment system which includes comparison and trend data (e.g. national, state, and local summative and formative processes) yields timely and accurate information that is meaningful and useful to school district leaders, teachers, and other stakeholders in understanding student performance, school district effectiveness, and the results of improvement efforts for individual students and all groups of students.

CONTINUOUS IMPROVEMENT TECHNICAL ASSISTANCE RUBRIC

APPENDIX J

<p>RESOURCE AND SUPPORT SYSTEMS</p> <p><input type="checkbox"/> Not Evident</p> <p><input type="checkbox"/> Emerging</p> <p><input type="checkbox"/> Operational</p> <p><input type="checkbox"/> Highly Functional</p>	<ul style="list-style-type: none"> The school district allocates minimal human, material, and fiscal resources to implement a curriculum that enables students to achieve expectations for student learning, to meet special needs, and to comply with applicable regulations. The school district does not systematically employ and allocate staff members who are qualified for their assignments. The school district provides limited learning opportunities for staff to improve their effectiveness, including both professional and support staff. There is little or no evidence that the school district integrates resources and support systems and to achieve common goals. 	<ul style="list-style-type: none"> The school district allocates limited human, material, and fiscal resources to implement a curriculum that enables students to achieve expectations for student learning, to meet special needs, and to comply with applicable regulations. The school district generally employs and allocates staff members who are qualified for their assignments. The school district provides learning opportunities for most staff to improve their effectiveness, including both professional and support staff. There is some evidence that the school district integrates resources and support systems to achieve common goals. 	<ul style="list-style-type: none"> The school district allocates human, material, and fiscal resources to implement a curriculum that enables students to achieve expectations for student learning, to meet special needs, and to comply with applicable regulations. The school district systematically employs and allocates staff members who are well qualified for their assignments. The school district provides ongoing learning opportunities for all staff to improve their effectiveness, including both professional and support staff. There is evidence that the school district integrates resources and support systems to achieve common goals. 	<ul style="list-style-type: none"> The school district allocates human, material, and fiscal resources to implement a curriculum that enables students to achieve and exceed expectations for student learning, to meet special needs of all students, and to comply with applicable regulations. The school district systematically employs and allocates staff members who are well qualified for their assignments in all content areas. The school district provides and fully supports ongoing, job-embedded learning opportunities for all staff to improve their effectiveness, including both professional and support staff. There is evidence that the school district fully integrates resources and support systems to achieve common goals.
<p>STAKEHOLDER COMMUNICATIONS AND RELATIONSHIPS</p> <p><input type="checkbox"/> Not Evident</p> <p><input type="checkbox"/> Emerging</p> <p><input type="checkbox"/> Operational</p> <p><input type="checkbox"/> Highly Functional</p>	<ul style="list-style-type: none"> The school district has little communication with, commitment to, and support of stakeholders. School district personnel seek few opportunities for collaboration and shared leadership among stakeholders to help students learn and advance improvement efforts. The school district demonstrates little or no participation by stakeholder groups. 	<ul style="list-style-type: none"> The school district has begun the process to gain the understanding of, commitment to, and support of stakeholders. School district personnel are seeking opportunities for collaboration and shared leadership among stakeholders to help students learn and advance improvement efforts. The school district can demonstrate some participation by stakeholder groups. 	<ul style="list-style-type: none"> The school district has the understanding of, commitment to, and support of stakeholders. School district personnel seek opportunities for collaboration and shared leadership among stakeholders to help students learn and advance improvement efforts. The school district can demonstrate active participation by some stakeholder groups. 	<ul style="list-style-type: none"> The school district has the understanding of, commitment to, and support of all stakeholders. School district personnel actively promote and provide regular, systematic opportunities for collaboration and shared leadership among all stakeholders to help students learn and advance improvement efforts. The school district can demonstrate a high level of meaningful participation by stakeholder groups.
<p>COMMITMENT TO CONTINUOUS IMPROVEMENT</p> <p><input type="checkbox"/> Not Evident</p> <p><input type="checkbox"/> Emerging</p> <p><input type="checkbox"/> Operational</p> <p><input type="checkbox"/> Highly Functional</p>	<ul style="list-style-type: none"> The school district has not developed a collaborative and ongoing process for improvement that aligns the functions of the school district with the expectations for student learning. The school district cannot demonstrate progress in improving student performance and school district effectiveness. New improvement efforts are not informed by the results of earlier efforts through reflection and assessment of the improvement process. 	<ul style="list-style-type: none"> The school district is developing a collaborative and ongoing process for improvement that aligns the functions of the school district with the expectations for student learning. Improvement efforts are being developed, but the school district cannot yet demonstrate progress in improving student performance and school district effectiveness. New improvement efforts are somewhat informed by the results of earlier efforts through reflection and assessment of the improvement process. 	<ul style="list-style-type: none"> The school district implements a collaborative and ongoing process for improvement that aligns most functions of the school district with the expectations for student learning. Improvement efforts are sustained and the school district demonstrates progress in improving student performance and school district effectiveness. New improvement efforts are informed by the results of earlier efforts through reflection and assessment of the improvement process. 	<ul style="list-style-type: none"> The school district fully implements a collaborative and ongoing process for improvement that aligns all functions of the school district with the expectations for student learning. Improvement efforts are systemic, sustained, and fully embedded, and the school district demonstrates significant progress in improving student performance and school district effectiveness. New improvement efforts are clearly informed by the documented results of earlier efforts through reflection and assessment of a highly sustained, continuous process of improvement.

Adapted from NSSE (National Study of School Evaluation) research.

The Nebraska Framework – A Handbook for Continuous Improvement in Nebraska Schools

Curriculum Report

School Board Meeting - Dec. 16, 2019

Submitted By: Deanne Bishop - Curriculum Director

OUTLINE

1. **Update - Ongoing Curriculum Work**
2. **Update - Curriculum Maps**
3. **Update - HAL**

1. Update - Ongoing Curriculum Work

This past month, I have spent time working on the following tasks.

- * assisted teachers who have been updating their curriculum maps
- * worked with the School Improvement Team to write narratives in preparation for our External Ed Review
- * presented our CIP artifacts/documentation to the staff during Professional Development (Dec. 2, 2019)
- * worked on the Fall 2019 Annual Report (target release = before winter break)

2. Update - Curriculum Maps

This school year, five teachers plan to write/update a total of 19 curriculum maps within the areas of HS business, K-6 guidance, JH study skills, K-2 media skills and computer classes at the 5th, 6th, JH and HS levels. Numerous teachers have made progress on their maps. Last month at this time, only 1 of the 19 maps were completed. Since then, an additional 8 maps have been finished. As the year progresses, I plan to organize additional on-the-clock time for these individuals to work on their maps.

3. Update - HAL

3rd/4th & 5th/6th Grade HAL - Elementary HAL students had the opportunity to attend a Field Trip, hosted by ESU #16, on Dec. 3, 2019. This event was held at the Lincoln Co. Fairgrounds in North Platte. The theme of the event was "Curiosity Tour." Students were encouraged to find ways to ask thoughtful questions and challenge themselves with regular course work. Over 117 students from 9 area schools were in attendance. Perkins County had 14 HAL students who participated in the event.

Students finished their unit on **Fall Finds** and will move on to **Reindeer Relays** this week. This is a 3-week unit that will incorporate STEM and problem solving skills. In short, students will design and build their own reindeer antlers. These will be used to hold ornaments during relays. Students will time trials, collect data and analyze the results.

7th/8th Grade HAL - Junior High HAL students had the opportunity to attend a Field Trip, hosted by ESU #16, on Nov. 19, 2019. This event was held at the ESU in North Platte. The theme of the event was "Curiosity Tour." Students were encouraged to find ways to ask thoughtful questions and challenge themselves with regular course work. Roughly, 55 students from area schools were in attendance. Perkins County had six HAL students who participated in the event.

Students will use next week to finish building their **MagLev Trains**. They will start their speed trials after break.

Enrichment Week

During November's Enrichment Week, I worked with Mrs. Borman's 6th grade language arts students on a letter-writing Gratitude Project. In addition, students took pre and post-activity data that measured their perceived levels of happiness. As a result of this activity, both sections of students' happiness increased. We also looked at the neuroscience that explains why expressing gratitude affects one's happiness.

Perkins County A.D. Board Report
December 2019 Board Meeting
A.D.: Jeremy Struckman

- H.S. basketball, H.S. wrestling and J.H. girls basketball have started their respective seasons:
 - J.H. girls have played four games
 - H.S. has played four games
 - J.H. boys start their season this coming Thursday
 - H.S. wrestling has three meets under their belt

- One-Act
 - Placed 4th at SPVA
 - Miah Long earned an all-conference performance award

- All-district acting recognition: Triston Hite, Miah Long, Carter Krajewski, Evan Sestak, Ian Sihm, Matthew Wendell, Sam McArtor, Summer Postlewait, Jacob Woodmancy

- Perkins County Holiday Basketball Tournament is December 27th and 28th
- We host the Perkins Varsity Wrestling Meet on January 9th and the JV tournament on January 14th.
- First speech meet is on January 11 in Imperial.
- J.H./H.S. Holiday Concert was held last week.

Jeremy Struckman
Perkins County A.D.

Technology Report
December 2019
Submitted by Renee Seiler

Varsity Gym Projector

- Running for all Varsity home events
- Includes:
 - Rosters for both teams
 - Group running the concession stand
 - Upcoming events
 - Social media sites
 - Any outside groups with suppers / fundraisers
 - Local business ads
- Seeking more businesses to advertise

HUDL Focus Camera

- Ran for the first time on December 6 during BB games against Hershey
- Coaches can start and stop the camera or they can preset a time for the camera to turn on
- Linked to our school YouTube channel (Perkins County Schools)
- Varsity Gym events only
- Looking at linking the YouTube to the TVs in the Commons

Live Streaming Events

- Be careful with copyright laws
- Music / Play Productions require additional permissions to broadcast on top of the cost of the music / script
- We cannot archive the recording on any social media platform

Superintendent Report

- A. Scott Erickson with Weathercraft will attend our February board meeting to discuss roof schedules and answer questions we may have. If the board chooses to have the January meeting before January 20, he could attend an earlier meeting.
- B. Notification of filing for incumbent board members is February 18, 2020. Non-incumbents last day to file is March 2, 2020. I submit paper work to county clerks by January 5th identifying board members whose term will be complete this election cycle. Jayson, Larry, Angie.
- C. Our census population is down 35 children from last year. The census provides NDE with a count of children ages 5-18 that reside in our school district. This information is used to calculate several types of state and county funding (example: formula for county licenses and fees impacts dollars we receive). I have double checked the numbers submitted to me and have found no significant accounting errors. Speaking with Janice Eret at NDE, this may impact our district by as much of \$6,000 from the state in conjunction with what we receive from county licenses and fees.
- D. The students have completed the walkways and viewing pads at the track. We did need to replace a portion of the fence.
- E. I am working with service providers that inspect gymnasium equipment – specifically basketball backstops. I am trying to coordinate the inspection with a couple area schools in hopes of saving dollars for all the school districts.
- F. Mr. Struckman and I are scheduled to meet Wednesday, Dec. 18 to review next year activities and events. This will allow me to present the board with a first draft of our 2020-2021 School Calendar next month.
- G. Deb Paulman, ESU 16 Director, will make a short report to the board and be available for any questions.
- H. Matt Fisher and Carl Dietz will discuss financial and strategic planning services they are offering school boards and superintendents through First National Bank.

Discussion/Action Items

- I. Superintendent Evaluation
- II. Discuss and take action on the use of private football helmets.
- III. Discuss shortage of bus drivers and future plans
- IV. Discuss current board agenda format and communication.