

ESUCC

Regular Meeting

Thursday, February 11, 2016, 8:30 AM

ESUCC Board Meeting NCSA Building 455 South 11th Street Lincoln, NE 68508 DL

Connections: ESUs 4, 5, 6, 10, 18, NCSA, 6949 South 110th Street, LaVista, NE 68128

Attendance Taken at 8:30 AM.

Allen ESU 19:	Present
Beatty ESU 16:	Present
Bell ESU 10:	Present
Fisher ESU 04:	Absent
Gegg ESU 05:	Present
Jeff West (NE):	Present
Dr Kraig Lofquist:	Present
Mowinkel ESU 08:	Present
Radford ESU 17:	Present
Shoemake ESU 06:	Present
Standish ESU 18:	Present
Tedesco ESU 11:	Present
Uhing ESU 01:	Present
Ted DeTurk (ESU 02):	Present
Dan Schnoes (NE) (ESU 03):	Present
Dr Larianne Polk (ESU 07):	Absent
Paul Calvert (ESU 15):	Present

1. ESU Coordinating Council Information

2. Call to Order

3. Roll Call

4. Approval of Minutes

5. Petitions and Communications to the Board

5.1. State Board of Education and Nebraska Department of Education Report

5.2. Association of Education Service Agency's Report

- 5.3. Legislative Update
- 5.4. Single Sign On/Portal Demonstration
- 6. Executive Reports
  - 6.1. Executive Director Report
  - 6.2. Executive Committee Report
  - 6.3. ESUCC/PDO Two Year Calendar
    - 6.3.1. ESUCC Meeting Dates and Locations
  - 6.4. ESU Staff Presenting Outside Their Service Agency
- 7. Public Comment
- 8. Recommendations from Standing Committees and Project Reports
  - 8.1. Finance, Audit, Budget Committee
    - 8.1.1. Approve Claims, Financials Statements, and Assets for Month of January
    - 8.1.2. Approval of Expenses to be paid.
  - 8.2. Technology Committee
  - 8.3. Cooperative Purchasing Project
    - 8.3.1. Interlocal Agreement with Buffalo County
  - 8.4. PD Leadership Committee
    - 8.4.1. BrightBytes
  - 8.5. Special Populations Committee
  - 8.6. Legislative Committee
- 9. New and Miscellaneous Business
  - 9.1. Best Practices Discussion
- 10. Unfinished Business

10.1. Bylaws & Policy Review

10.2. Strategic Planning Process

11. Public Comment: Recognition of Visitors

12. Executive Session

13. Adjournment

{{Name: Agenda Item Name}}

{{Discussion: Agenda Item Discussion}}

{{Comments: Agenda Item Comments}}

{{Actions: Agenda Item Actions}}

**Regular Meeting  
January 14, 2016 8:30 AM  
ESUCC Board Meeting**

**ESU No. 3  
6949 South 110th Street  
LaVista, NE  
DL via Zoom: 1, 3, 6, 7, 9, 10, 13, 18**

Present Board Members:

Uhing ESU 01  
DeTurk ESU 02  
Schnoes ESU 03  
Gegg ESU 05  
Shoemake ESU 06  
Polk ESU 07  
Lofquist ESU 09  
Bell ESU 10  
Tedesco ESU 11  
West ESU 13  
Calvert ESU 15  
Beatty ESU 16  
Radford ESU 17  
Standish ESU 18  
Allen ESU 19

Absent Board Members:

Fisher ESU 04  
Mowinkel ESU 08

**Call to Order**

Discussion:  
Call to order at 8:30 AM.

**Roll Call**

Discussion:  
Staff: David Ludwig, Deb Hericks, Scott Isaacson, Priscilla Quintana, Craig Peterson  
NDE: Frieda Lange

**Approval of Minutes**

**Motion Passed:** Motion to approve the minutes as presented passed with a motion by Polk ESU 07 and a second by Schnoes ESU 03.

**15 Yeas - 0 Nays.**

Uhing ESU 01	Yes
DeTurk ESU 02	Yes
Schnoes ESU 03	Yes
Fisher ESU 04	Absent
Gegg ESU 05	Yes
Shoemake ESU 06	Yes
Polk ESU 07	Yes
Mowinkel ESU 08	Absent
Lofquist ESU 09	Yes
Bell ESU 10	Yes
Tedesco ESU 11	Yes
West ESU 13	Yes
Calvert ESU 15	Yes
Beatty ESU 16	Yes
Radford ESU 17	Yes
Standish ESU 18	Yes
Allen ESU 19	Yes

**Petitions and Communications to the Board**

**Craig Caples - NASB Negotiations Software Overview**

Discussion:

Craig Caples and Jesse Sierks, NASB presented/discussed the North Star Negotiations Software available through NASB. Software is now available for ESUs to use/purchase.

**State Board of Education and Nebraska Department of Education Report**

Discussion:

Frieda Lange was presented and shared NDE update with Board. Discussed the next collaborative meeting April 14, 2015. AQuESTT announced the three priority schools. Their focus will be on priority schools and all those that fall into the needs improvement. ESUs will be important partners in this process. April 18-19, 2016 will be the AQuESTT Conference. Positive comments regarding initial school visits of those priority schools.

**Association of Education Service Agency's Report**

Discussion:

President reported that the Legislative committee would meet next week. July 11-14, 2016 for the summer conference. Sept 27-29, 2016 for the Educators Call to Action.

**Jay Bauer - Student Loan Forgiveness Program Presentation**

Discussion:

Jay Bauer and Deb Myers will present/discuss the Student Loan Forgiveness Program. They have been working with the ESU 13 area with much success.

**Service Planning Presentation (ESU 7)**

Discussion:

Larriane Polk, ESU 7 Administrator shared/presented their process used for service

planning.

### **Executive Reports**

#### **Executive Director Report**

Discussion:

Executive Director shared his power point that he uses in presenting our statewide system of support. Share thoughts/updates with him. This will continue to be used for communications across the state.

#### **Executive Committee Report**

Discussion:

President reviewed discussions that were held in committee. If there are questions or concerns on calendars dates please contact Executive Director. Discussion held regarding meetings rotating to other Service Units though out the year. Three-year rotation had been developed in order to attend each site. Goggle Doc will be created to share historical data as well as some procedural guidelines for staff presenting outside the Service Unit. Discussions held regarding developing the Master Service Agreement for 2016-2017 and pricing structure of that agreement.

#### **ESUCC/PDO Two-Year Calendar**

Discussion:

Executive Director reviewed the updated two-year calendar. Review of meeting dates and changing locations was part of the discussion.

#### **ESUCC Meeting Dates**

Discussion:

Discussion held regarding a three-year rotation in order to visit each of the ESUs by the end of the third year.

#### **Public Comment**

Discussion:

There was no public comment.

### **Recommendations from Standing Committees and Project Reports**

#### **Finance, Audit, Budget Committee**

#### **Approve Claims, Financials Statements, and Assets for Month of November and December**

Discussion:

Committee Chair reviewed the budget reports. Chair will be working on updating a couple of the reports to update.

**Motion Passed:** Approve Claims, Financials Statements, and Assets for Month of November and December passed with a motion by Schnoes ESU 03 and a second by Gegg ESU 05.

**14 Yeas - 0 Nays.**

Uhing ESU 01	Yes
DeTurk ESU 02	Yes
Schnoes ESU 03	Yes
Fisher ESU 04	Absent
Gegg ESU 05	Yes
Shoemake ESU 06	Yes
Polk ESU 07	Yes
Mowinkel ESU 08	Absent
Lofquist ESU 09	Yes
Bell ESU 10	Yes
Tedesco ESU 11	Absent
West ESU 13	Yes
Calvert ESU 15	Yes
Beatty ESU 16	Yes
Radford ESU 17	Yes
Standish ESU 18	Yes
Allen ESU 19	Yes

**Committee Motion Passed:** Approve Claims, Financials Statements, and Assets for Month of November and December passed with a motion by Gegg ESU 05 and a second by Radford ESU 17.

**7 Yeas - 0 Nays.**

Schnoes ESU 03	Yes
Gegg ESU 05	Yes
Mowinkel ESU 08	Yes
Tedesco ESU 11	Yes
West ESU 13	Absent
Calvert ESU 15	Yes
Radford ESU 17	Yes
Standish ESU 18	Yes

**Approval of Expenses**

Discussion:

Committee Chair reviewed the expenses from November 18, 2015 through January 7, 2016.

**Motion Passed:** Approval of Expenses as presented passed with a motion by Schnoes ESU 03 and a second by Calvert ESU 15.

**14 Yeas - 0 Nays.**

Uhing ESU 01	Yes
DeTurk ESU 02	Yes
Schnoes ESU 03	Yes

Fisher ESU 04	Absent
Gegg ESU 05	Yes
Shoemake ESU 06	Yes
Polk ESU 07	Yes
Mowinkel ESU 08	Absent
Lofquist ESU 09	Yes
Bell ESU 10	Yes
Tedesco ESU 11	Absent
West ESU 13	Yes
Calvert ESU 15	Yes
Beatty ESU 16	Yes
Radford ESU 17	Yes
Standish ESU 18	Yes
Allen ESU 19	Yes

**Committee Motion Passed:** Approval of Expenses as presented passed with a motion by Tedesco ESU 11 and a second by Gegg ESU 05.

**7 Yeas - 0 Nays.**

Schnoes ESU 03	Yes
Gegg ESU 05	Yes
Mowinkel ESU 08	Yes
Tedesco ESU 11	Yes
West ESU 13	Absent
Calvert ESU 15	Yes
Radford ESU 17	Yes
Standish ESU 18	Yes

**Technology Committee**

Discussion:

Chair reviewed discussion held in the committee meeting. Committee is working with NOC to secure common language to be used across the state. NITC action plan update was given. Review LR 264 study (use of technology, money and time spent,) keep this as basis of what we are doing statewide.

**Cooperative Purchasing Project**

Discussion:

Coop Director shared the committee discussions. Executive Director shared that we have received a certified letter from ESM.

**Consent Agenda Items**

**Motion Passed:** To approve AEPA Awards and Extensions (2016-2013) as listed and have Executive Director sign contracts with each vendor, upon favorable review by ESUCC Attorney passed with a motion by Calvert ESU 15 and a second by Lofquist ESU



09.

**14 Yeas - 0 Nays.**

Uhing ESU 01	Yes
DeTurk ESU 02	Yes
Schnoes ESU 03	Yes
Fisher ESU 04	Absent
Gegg ESU 05	Yes
Shoemake ESU 06	Yes
Polk ESU 07	Yes
Mowinkel ESU 08	Absent
Lofquist ESU 09	Yes
Bell ESU 10	Yes
Tedesco ESU 11	Absent
West ESU 13	Yes
Calvert ESU 15	Yes
Beatty ESU 16	Yes
Radford ESU 17	Yes
Standish ESU 18	Yes
Allen ESU 19	Yes

**Committee Motion Passed:** Motion to approve AEPA contracts as shown in 3.A.I; 3.A.II; 3.A.III and 3.A.IV upon receiving favorable review from ESUCC attorney passed with a motion by Gegg ESU 05 and a second by Calvert ESU 15.

**5 Yeas - 0 Nays.**

Fisher ESU 04	Yes
Gegg ESU 05	Yes
Mowinkel ESU 08	Yes
Tedesco ESU 11	Yes
West ESU 13	Absent
Calvert ESU 15	Yes

**AEPA**

**Approve Peripole Extension**

Discussion:

AEPA bid Band Instruments this year but no vendors that bid offered percussion instruments so no award was made. Band Instruments is an area that we have no other contracts to meet these needs. Peripole is also currently in the ESUCC Marketplace.

**Motion Passed:** Motion needed to approve extensions with Peripole and have Executive Director sign contract. This motion to include approval of contracts within 3.C.II.a; 3.C.II.b and 3.C.II.c. See 3.C.II.c for suggested motion passed with a motion by Gegg ESU 05 and a second by Polk ESU 07.

**14 Yeas - 0 Nays.**

Uhing ESU 01	Yes
DeTurk ESU 02	Yes
Schnoes ESU 03	Yes
Fisher ESU 04	Absent
Gegg ESU 05	Yes
Shoemake ESU 06	Yes
Polk ESU 07	Yes
Mowinkel ESU 08	Absent
Lofquist ESU 09	Yes
Bell ESU 10	Yes
Tedesco ESU 11	Absent
West ESU 13	Yes
Calvert ESU 15	Yes
Beatty ESU 16	Yes
Radford ESU 17	Yes
Standish ESU 18	Yes
Allen ESU 19	Yes

**Approve Extension with Sports Surfaces Distributing AEPA BID #012 Hardwood and Synthetic Flooring**

**Motion Passed:** Motion needed to approve extension with Sports Surfaces Distributing and have Executive Director sign contract. This motion to include approval of contracts within 3.C.II.a; 3.C.II.b and 3.C.II.c. See 3.C.II.c for suggested motion passed with a motion by Schnoes ESU 03 and a second by DeTurk ESU 02.

**14 Yeas - 0 Nays.**

Uhing ESU 01	Yes
DeTurk ESU 02	Yes
Schnoes ESU 03	Yes
Fisher ESU 04	Absent
Gegg ESU 05	Yes
Shoemake ESU 06	Yes
Polk ESU 07	Yes
Mowinkel ESU 08	Absent
Lofquist ESU 09	Yes
Bell ESU 10	Yes
Tedesco ESU 11	Absent
West ESU 13	Yes
Calvert ESU 15	Yes
Beatty ESU 16	Yes
Radford ESU 17	Yes
Standish ESU 18	Yes
Allen ESU 19	Yes

**Approve Quill 2012 Extension**

**Motion Passed:** Motion needed to approve extension with Sports Surfaces Distributing and have Executive Director sign contract. Motion to approve contracts within 3.C.II.a; 3.C.II.b and 3.C.II.c. passed with a motion by Beatty ESU 16 and a second by Schnoes ESU 03.

**14 Yeas - 0 Nays.**

Uhing ESU 01	Yes
DeTurk ESU 02	Yes
Schnoes ESU 03	Yes
Fisher ESU 04	Absent
Gegg ESU 05	Yes
Shoemake ESU 06	Yes
Polk ESU 07	Yes
Mowinkel ESU 08	Absent
Lofquist ESU 09	Yes
Bell ESU 10	Yes
Tedesco ESU 11	Absent
West ESU 13	Yes
Calvert ESU 15	Yes
Beatty ESU 16	Yes
Radford ESU 17	Yes
Standish ESU 18	Yes
Allen ESU 19	Yes

**Committee Motion Passed:** Motion to approve extension with Sports Surfaces Distributing and have Executive Director sign contract. Motion to approve contracts within 3.C.II.a; 3.C.II.b and 3.C.II.c. passed with a motion by Fisher ESU 04 and a second by Gegg ESU 05.

**5 Yeas - 0 Nays.**

Fisher ESU 04	Yes
Gegg ESU 05	Yes
Mowinkel ESU 08	Yes
Tedesco ESU 11	Yes
West ESU 13	Absent
Calvert ESU 15	Yes

**PD Leadership Committee**

Discussion:

Chair shared discussions from committee meeting. PDO will continue to create short and long terms goals. Network Educator Effectiveness (NEE), Missouri has an evaluation product that the NNNC had been reviewing that was shared with the Committee. Continue discussion with NDE and have SDA review this product. SDA needs to create a plan to move this statewide initiative forward. EAP continues to meet. Instructional Delivery plan

continue to work with NDE to help develop model/action plan to develop a plan. BlendEd pilot has 27 schools that have applied for pilot project. The BlendEd pilot committee will be reviewing applications. There was a presentation regarding Lesson Template/Mapping training. SDA will need to submit a proposal.

### **BrightBytes**

Discussion:

Currently 11 ESU's (1, 2, 3, 7, 8, 9, 10, 13, 15, 16, 17, 19) participate in the 21st Century Learning Opportunity for ESA's at a total cost of \$15,000. Beginning with the first year of implementation in the 2014-15 year, NESUBA contributed \$10,000 for this purchase. This contribution provided for a total cost per ESU at \$455. As per discussion with Rob Residori, BrightBytes Representative, the base price for 12 ESU's will be \$16,600 or \$1,383 per ESU. If fewer than 11 ESU's participate, the base price will remain the same (\$16,600) with the costs divided accordingly. If additional ESU's wish to participate beyond the 11 ESU base price package, the total cost for each ESU will decrease approximately 20% with total costs for all potential 17 ESU's not to exceed \$20,000.

### **Special Populations Committee**

Discussion:

Steve Milliken was present to discuss the ILCD/collaborative grants and the new process for receiving these grants. Need to communicate the need to tie this process into AQuESTT (NDE). Behavioral Health has a committee to discuss what is already being done and what they can do to identify the gaps. Discussion on what grants should be brought under the ESUCC. ESUCC to develop criteria on what grants would apply to our statewide process.

### **Legislative Committee**

Discussion:

Executive Director reviewed discussions from their committee. This is a short-term session, which property taxes and Governors proposal (LC3 form) will be at the forefront. Short-term goals are communication and awareness. Long-term goals are as follows: core funding, ESUCC funding, eLearning, facilities, extended services, and ongoing communication needs. Bob Uhing shared the legislative planning that was done with ESU 1 and ESU 8. Economic Forecast committee will be meeting next month to review.

**New and Miscellaneous Business - None**

**Best Practices Discussion - None**

**Unfinished Business - None**

**Bylaws & Policy Review- None**

**Strategic Planning Process - None**

### **Public Comment: Recognition of Visitors**

Discussion:

There was no public comment.

**Executive Session - None**

## **Adjournment**

**Motion Passed:** Motion to adjourn meeting at 12:02 PM passed with a motion by Schnoes ESU 03 and a second by Beatty ESU 16.

### **14 Yeas - 0 Nays.**

Uhing ESU 01	Yes
DeTurk ESU 02	Yes
Schnoes ESU 03	Yes
Fisher ESU 04	Absent
Gegg ESU 05	Yes
Shoemake ESU 06	Yes
Polk ESU 07	Yes
Mowinkel ESU 08	Absent
Lofquist ESU 09	Yes
Bell ESU 10	Yes
Tedesco ESU 11	Absent
West ESU 13	Yes
Calvert ESU 15	Yes
Beatty ESU 16	Yes
Radford ESU 17	Yes
Standish ESU 18	Yes
Allen ESU 19	Yes

**From:** [jb@brommandassociates.com](mailto:jb@brommandassociates.com)  
**To:** "Curt Bromm" <[curt@wahoolaw.com](mailto:curt@wahoolaw.com)>  
**Sent:** Monday, January 11, 2016 1:41:49 PM  
**Subject:** BAA - 2016 Session Update - Review

This Wednesday, January 6, was the beginning of the "short session" for the Nebraska Legislature. This sixty day session ([found here](#)) is calendared to go through April 20<sup>th</sup> and has already proven to be moving very quickly as there are 400 bills already on carry over from 2015 and almost 200 bills introduced already through Friday.

Speaker Hadley would like to get started early on priority bills and has announced that he will be accepting senator and committee priority designations and requests for speaker priority designations as early as Monday, January 11th.

This session will be the last for 22% of the body as 11 of 49 senators are term-limited out. With this brings turnover in the committee chairs and the potential for some posturing and positioning as the session goes on. The newest member, Omaha Senator Nicole Fox, was appointed last fall and additional information can be found [here](#). Senator Mark Kolterman has been elected as the new Retirement Systems chair and you can find the makeup and slight committee changes to the 14 standing committees [here](#).

Also, Governor Rickett's will give the State of the State Address this Thursday at 10:00 a.m. and you should be able to view it live from [this page](#).

We are reviewing and compiling all of the bills and will soon send out a report when all of the bills are in. Public hearings will begin on Jan. 19th and the last day of bill introduction is Jan 20th. Also, parking seems to be increasingly difficult, so please let us know if you are traveling here and we can try to assist with parking.

Speaker Hadly has also announced that we will be working through lunches starting March 15th and will try to adjourn by 7:00pm. Additional dates from the Speaker's office can be found [here](#).

Both Curt and I are looking forward to working with you again this year and please let me know if you have any questions.

JB

Jason Bromm  
Bromm & Associates  
551 North Linden  
P.O. Box 277  
Wahoo, NE 68066  
Phone: 402-730-1910  
Fax: 402-443-4005  
[jb@brommandassociates.com](mailto:jb@brommandassociates.com)

Bills (LB)	Introducer	Status	Description	Committee	NCSA Interest	Schools Interest	Notes
18	Krist	Cloture Failed	Change provisions relating to immunizations for students	Education	X	X	
26	Krist	Carryover Bill	Adopt the Choice for the Advancement of Nebraska Children in Education Act and	Revenue	Withdrawn	Withdrawn	
28	Krist	Carryover Bill	Adopt the Radon Resistant New Construction Act	HHS	X	X	
29	McCoy	Carryover Bill	Change provisions relating to school health inspections	Education	X	X	
54	Scheer	Carryover Bill	Change provisions relating to postsecondary education statewide	Education	X	X	AM368 Filed - AM708
58	Scheer	Carryover Bill	Provide for calculation and distribution of funds to certain schools as prescribed	Education	X	X	Kintner Added
59	Scheer	Withdrawn	Redefine state aid value for purposes of the Tax Equity and Educational Opportunities Support Act	Education	Withdrawn	Withdrawn	
64	Schumacher	Carryover Bill	Provide an income tax deduction for the income earned from second jobs	Revenue	X	X	
66	Schumacher	Carryover Bill	Require political subdivisions to make disclosures regarding bonds and provide for liability	Judiciary	X	X	Bill allows schools districts to self funding. NIF monitor. Blues Opposing.
67	Schumacher	Carryover Bill	Provide for governmental unit bond priority	Bank Comm Ins	X	X	
71	Schumacher	Carryover Bill	Adopt the Agricultural Property Tax Credit Act	Revenue	X	X	NIF Opposing. Coash Added
73	Schumacher	Carryover Bill	Adopt the Modern Tax Act	Revenue	X	X	Ebke Priority - Nordquist AM Filed. Morfeld AM1253 Filed. - Crawford
74	Schumacher	Carryover Bill	Change sales and use tax collection fees	Revenue	X	X	

75	Schumacher	Carryover Bill	Adopt the Taxpayer Investment Program	Revenue	X	X	
83	Cook	Carryover Bill	Provide certain protections for employees relating to wage disclosure	Business and Labor	X	X	
101	Sullivan	Carryover Bill	Change provisions relating to statewide assessment of student learning and	Education	X	X	Imposes a 5.5 percent tax rate on any qualified debtor on any
102	Sullivan	Carryover Bill	Change provisions relating to the Access	Education	X	X	Pansing Brooks Added
103	Kintner	Carryover Bill	Change provisions relating to participation	Education	X	X	Not employer friendly. NIF No
144	Davis	Carryover Bill	Reduce levy authority of community colleges and increase state aid to	Education	X	X	
153	Morfeld	Carryover Bill	Exempt college textbooks from sales and use taxes	Revenue	X	X	
182	Haar	Carryover Bill	Create the School Funding and Educational Outcomes Review Committee	Education	X	X	
185	Bolz	Carryover Bill	Appropriate funds to implement the	Appropriations	X	X	
186	Bolz	Carryover Bill	Adopt the Property Tax Circuit Breaker Act	Revenue	X	X	
211	Kolowski	Carryover Bill	Authorize chiropractors to provide school entrance physical examinations and visual	HHS	X	X	
225	Schnoor	Carryover Bill	Change provisions relating to unlawful possession of a firearm at a school	Judiciary	X	X	
227	Hansen	Carryover Bill	Change provisions relating to educational bridge programs	Education	X	X	Mello Added
239	Haar	Carryover Bill	Provide for a Coordinator for Educator	Education	X	X	
248	Sullivan	Carryover Bill	Prohibit use of interactive wireless devices by school bus drivers as prescribed	Transport & Telecom	X	X	
274	Hansen	Carryover Bill	Appropriate funds to the State Department of Education for mentor	Appropriations	X	X	
280	Davis	Carryover Bill	Authorize a school-funding surtax and reduce the levy authority of school districts and learning communities	Revenue	X	X	
281	Kolowski	Carryover Bill	Adopt the Child Support for College	Judiciary	X	X	



303	Bloomfield	Carryover Bill	Authorize schools to adopt a child sexual abuse policy	Education	X	X	AG's Opinion
309	Davis	Carryover Bill	Appropriate additional funds to the Property Tax Credit Cash Fund	Appropriations	X	X	Kolowski AM706 Filed
323	Davis	Carryover Bill	Create the School Financing Review Commission	Education	X	X	
343	Kolowski	Carryover Bill	Provide funding for schools offering certain programs and courses as	Education	X	X	
345	Kolowski	Carryover Bill	Adopt the Property Tax Relief Act	Revenue	X	X	Hughes Priority. BlooKolterman, Coash, McCollister, Williams, Jansen, Mello, Nordquist, Cook, Howard, Johnson, Stinner, Friesen, Kuehn, Larson, Scheer, Schilz, Seiler, Craighead and Bolz and Watermeier, Campbell Krist and Lindstrom, Garrett Added
362	Krist	Carryover Bill	Change eminent domain provisions relating to school sites	Judiciary	X	X	Kolowski Priority. 410, 402 and 509 are considered.
364	Watermeier	Carryover Bill	Provide for transfers to the Property Tax Credit Cash Fund and appropriations	Appropriations	X	X	
371	Sullivan	Carryover Bill	Create and provide duties for the Nebraska Council for Educational Success	Education	X	X	
373	Hilkemann	Carryover Bill	Change provisions regarding school bus	Transport & Telecom	X	X	Kolterman Added
387	Schnoor	Carryover Bill	Transfer funds from the Cash Reserve	Appropriations	X	X	Mello Added
398	Harr	Carryover Bill	Exempt all tangible personal property	Revenue	X	X	NH is supporting
402	Baker	Carryover Bill	Change and eliminate provisions relating to distance education incentives	Education	X	X	Morfeld added. NM - Same as FNN Two(2) pediatric cancer
410	Sullivan	Carryover Bill	Change eligibility provisions relating to the	Education	X	X	Coash Added -
448	Nordquist	Carryover Bill	Make current and new Class V school employees members of the School	Retirement	X	X	

478	Baker	Carryover Bill	Provide bonding authority for educational service units	Education	X	X	
521	Sullivan	Carryover Bill	Provide, eliminate, and change provisions	Revenue	X	X	Retirement Systems priority.
522	Sullivan	Carryover Bill	Provide for apportionment funds and	Education	X	X	
523	Sullivan	Carryover Bill	Change income tax rates and state intent relating to funding public education	Revenue	X	X	NIF Monitor
524	Sullivan	Carryover Bill	Change provisions documenting eligibility relating to free and reduced-price school	Education	X	X	
526	Sullivan	Carryover Bill	Define a term related to teachers' and	Education	X	X	Return of the bill from a couple of
528	Sullivan	Carryover Bill	Change and eliminate provisions relating to learning communities	Education	X	X	
530	Sullivan	Carryover Bill	Provide a duty for the student achievement coordinator	Education	X	X	
534	Groene	Carryover Bill	Provide for limitations on General Fund expenditures for state aid to education	Education	X	X	Sullivan Priority
565	Kuehn	Carryover Bill	State intent relating to appropriations for	Appropriations	X	X	
572	Davis	Carryover Bill	Provide duties for the state school security	Education	X	X	
576	Murante	Carryover Bill	Change election and membership	Gov Mil Vet	X	X	NIF Monitor
590	Friesen	Carryover Bill	Change provisions relating to a taxable value certified under the Tax Equity and Educational Opportunities Support Act	Education	X	X	
595	Davis	Carryover Bill	Create the Task Force on School Construction Assistance	Education	X	X	
599	Ebke	Carryover Bill	Provide a minimum wage for certain young student workers	Business and Labor	X	X	
601	Bloomfield	Carryover Bill	Prohibit a school board member and an immediate family member from being	Education	X	X	
617	Larson	Carryover Bill	Adopt the Working to Improve Schools Act	Education	X	X	Kuehn Priority
645	Nordquist	Carryover Bill	Adopt the Early Childhood Workforce Development Opportunity Act and provide tax credits	Revenue	X	X	

668	Krist	Hearing 2-09	Change certain federal references and provisions relating to provisional operator's permit restrictions, use of interactive wireless communication devices, and occupant protection system enforcement	Transport & Telecom	X	X	
669	Krist	Hearing 2-09	Update certain federal references and change from a secondary to primary offense certain occupant protection	Transport & Telecom	X	X	
671	Krist	Hearing 2-05	Repeal the Build Nebraska Act and change the distribution of sales tax revenue	Revenue	X	X	
688	Bloomfield	Hearing 2-23	Require all examinations and test of applicants under the Motor Vehicle		X	X	
691	Morfeld	Hearing 1-25	Adopt the Teacher Education and Health Care Professions Student Grant Program	Education	X	X	
692	Morfeld	Gen File	Adopt the Student Online Personal Protection Act	Education		X	
693	Morfeld	Hearing 1-28	Change limitation of action provisions	Judiciary	X	X	
710	Hughes	Hearing 2-04	Change provisions relating to hazing	Judiciary	X	X	
717	Groene	Hearing 2-04	Change provisions relating to the assessment and valuation of real property	Revenue	X	X	
726	Sullivan	Gen File	Require information relating to federal student loans as prescribed	Education		X	
734	Watermeier	Gen File	Change residency provisions relating to Nebraska National Guard members for college tuition purposes	Education		X	
739	Smith	Referral	Eliminate certain taxing authority of learning communities	Education	X	X	
743	Hansen	Hearing 2-08	Clarify compensation for shoulder injuries under the Nebraska Workers' Compensation Act	Business & Labor	X	X	DOI is reviewing what the fiscal impact would be if implemented. Possible FTE's would be needed.
752	Crawford	Hearing 1-25	Create the Adult Career Pathways Task Force	Education		X	

769	Garrett	Referral	Change provisions relating to firearms	Judiciary	X	X	
773	Stinner	Hearing 1-19	Create the Early Childhood Workforce Development Task Force	Education	X	X	
781	Schumacher	Hearing 1-26	Require school districts to prepare for closure of nonpublic schools	Education	X	X	
790	Kolterman	Gen File	To alphabetize defined terms under various retirement statutes	Retirement	X	X	
801	Bolz	Hearing 2-09	Require educational material and a report relating to long-term care insurance	Banking, Commerce and Insurance	X	X	
809	Davis	Hearing 2-04	Appropriate funds to the Property Tax	Appropriations	X	X	DJC: neutral/oppose. We don't
814	Friesen	Gen File	Change a requirement for issuance of a school permit	Transport & Telecom	X	X	
821	Larson	Hearing 2-08	Adopt the Workplace Privacy Act	Business & Labor	X	X	John Bonito's bill. Trying to clarify a board member issue that has arisen.
826	Davis	Hearing 1-26	Change provisions relating to reimbursement under the Special Education Act	Education	X	X	
830	Harr	Hearing 2-01	Change provisions relating to vacation leave for state employees	Business & Labor	X	X	Change operation of a interactive wireless device from a secondary to primary offense
838	Bolz	Hearing 2-09	State intent relating to an appropriation to the State Department of Education for an	Appropriations	X	X	
850	Crawford	Hearing 2-01	Adopt the Paid Family Medical Leave Insurance Act	Business & Labor	X	X	Change operation of seatbelt from a secondary to primary offense
868	Krist	Referral	Require successful completion of a civics examination as a prerequisite to high school graduation	Education	X	X	
882	Scheer	Hearing 2-09	Change provisions relating to school budgeting	Education	X	X	Concerning. Promotes spending.

883	Scheer	Hearing 2-09	Provide for foundation aid pursuant to the Tax Equity and Educational Opportunities Support Act	Education	X	X	Mandatory measure that affects employees and all companies domiciled in Nebraska. It brings the issue up to an accountable receipt. Wipes out option money.
903	Baker	Hearing 2-22	Change and eliminate provisions relating to learning communities	Education	X	X	Baker Priority
904	Baker	Hearing 2-22	Provide for school districts to opt out of a learning community	Education	X	X	
906	Lindstrom	Hearing 1-25	Adopt the Law Enforcement Education Act authorizing tuition waivers	Education		X	
922	Kolterman	Hearing 2-05	Change terms of Public Employees Retirement Board members as prescribed	Retirement	X	X	
930	Scheer	Hearing 1-25	Change provisions relating to statewide assessments and college admission testing as prescribed	Education	X	X	Appears to be coming out of committee. Will they really reimburse. Might try to use lottery funds.
940	Johnson	Hearing 2-04	Adopt the Tax Stabilization Act	Revenue	X	X	
958	Gloor	Hearing 2-04	Change provisions relating to budgets, the valuation of agricultural land, and levy limitations	Revenue	X	X	
959	Sullivan	Hearing 2-09	Change and eliminate provisions relating to school funding, budgets, and levy authority	Education	X	X	
967	Kintner	Hearing 2-22	Change learning community provisions relating to enrollment and levies	Education	X	X	
986	Retirement	Hearing 2-05	Change duties of the Public Employees Retirement Board relating to an annual valuation report and experience study	Retirement	X	X	
1002	Baker	Hearing 2-09	Permit educational service unit boards to pay membership dues to associations of school boards	Education		X	ESUCC Testified. ESU3 provided written testimony

1004	Cook	Hearing 2-08	Change provisions relating to the Community Eligibility Provision and provide duties for the State Department of Education	Education		X	
1026	Morfeld	Hearing 2-01	Change provisions relating to education technology	Education		X	
1049	Harr	Hearing 2-08	Redefine terms to include students in virtual schools in the state aid formula	Education		X	
1052	Harr	Hearing 2-09	State intent relating to appropriations for the Nebraska Whole Child Project and	Education		X	
1062	Krist	Hearing 2-16	Provide for waiver of a certificate to administer as prescribed	Education		X	
1063	Sullivan	Hearing 2-09	Change provisions relating to state aid to schools	Education		X	
1064	Sullivan	Hearing 2-01	Change option enrollment and student fee provisions as prescribed	Education		X	Fees bill. Swing choir outfits.
1065	Sullivan	Hearing 2-08	Change school provisions relating to the community eligibility provision	Education		X	
1066	Sullivan	Hearing 2-01	Change provisions relating to education	Education		X	
1067	Sullivan	Hearing 2-22	Change provisions relating to learning communities	Education		X	
1078	Pansing Brooks	Introduction	Provide and change certain conflict of interest statement requirements under the Nebraska Political Accountability and Disclosure Act	Gov Mil Vet	X	X	
1086	Davis	Hearing 2-09	Change provisions relating to student self-management of asthma or anaphylaxis	Education		X	

Budget Summary

<b>Checking Account Summary: As Of January 31, 2016</b>				
Checkbook Balance As of Sept. 1, 2015 = \$1,119,110.98				
	<u>End of December</u>	<u>January Receipts</u>	<u>January Disbursements</u>	<u>Balance 01/31/16</u>
<b>Beginning Balance:</b>	<b><u>\$1,302,086.07</u></b>			
ESUCC Admin.	\$140,731.22	\$30.27	(\$3,682.66)	\$137,078.83
COOP	\$743,791.58	\$31,057.81	(\$2,313.88)	\$772,535.51
DEC	\$270,542.54	\$304.33	(\$8,174.61)	\$262,672.26
IMAT	\$66,750.95	\$5,441.00	(\$130.47)	\$72,061.48
LMS	(\$221,513.36)	\$0.00	\$79.76	(\$221,433.60)
SRS	\$210,452.52	\$0.00	(\$1,921.80)	\$208,530.72
PDO	(\$158,669.38)	\$240,250.94	(\$7,793.13)	\$73,788.43
ESUCC Reserve	\$250,000.00			\$250,000.00
<b>Ending Balance:</b>				<b><u>\$1,555,233.63</u></b>

<b>Outstanding Receipts</b>	
<b>ESUCC Admin.</b>	<b>\$1,641.18</b>
ESUs, Lobbyist Fee Billed Oct 29th, ESU #6	\$1,641.18
<b>COOP</b>	<b>\$6,136.67</b>
World Book Billed June 2nd, Hay Springs	\$141.51
AEPA/Special Buy Admin Fees	\$5,995.16
<b>DEC</b>	<b>\$7,500.00</b>
UWW, NVIS Billed Oct 22	\$7,500.00
<b>IMAT</b>	<b>\$5,400.00</b>
ESUs, MSA Fee Billed Oct 26th, ESU #6	\$5,400.00
<b>LMS</b>	<b>\$3,480.74</b>
Angel Licenses Billed Aug 21st, Arthur & Pierce	\$1,527.50
Canvas, 2% Admin Fee	\$1,953.24
<b>SRS</b>	<b>\$0.00</b>
<b>PDO</b>	<b>\$5,588.00</b>
PD MSA & Onsite Fees Billed May 20th, NDE	\$600.00
NWEA Training/Fee Billed Dec 7th, Elkhorn, NDE, ESU 10	\$4,288.00
Crisis Team Training Billed Oct 28th, Scotus & Hershey	\$700.00
<b>Total:</b>	<b>\$29,746.59</b>

<b>Fiscal Year Net Activity:</b>	
	<u>FY Net Activity</u> <u>01/31/16</u>
ESUCC Admin	\$204,151.02
COOP	\$4,093.03
DEC	\$161,588.57
IMAT	\$49,954.55
LMS	\$59,960.83
SRS	\$42,790.67
PDO	\$127,273.04
	<b>\$436,122.65</b>
<i>(Historical Data Attached)</i>	

<b>Notes/Special Receipts:</b>	
\$168,000.00	PDO Career Connections
\$46,954.94	PDO NMPDS Grant Funds
\$19,656.00	PDO NWEA

<b>Notes/Special Disbursements:</b>	
\$7,480.00	DEC NVIS

**Budget Notes/Comments:**  
 02/08/16 -- Budget Review Committee met to review January status and had no concerns.  
 It was noted that NWEA revenue is higher than expenses. Revenue was reviewed and only consists of amounts billed for NWEA trainings plus meeting registration fees.







SUNGARD PENTAMATION  
DATE: 02/09/2016  
TIME: 09:13:15

ESU COORDINATING COUNCIL  
PRINT COMBINING BALANCE SHEET

PAGE NUMBER: 1  
STATMN81

SELECTION CRITERIA: ALL  
ACCOUNTING PERIOD: 5/16

FUND GROUP - - GENERAL FUND			
ACCOUNT - - - - -	TITLE - - - - -	DEBITS	CREDITS
09000	CASH	1,555,233.63	.00
TOTAL	CASH	1,555,233.63	.00
09296	PRE-PAID POSTAGE	933.12	.00
TOTAL	PRE-PAID POSTAGE	933.12	.00
TOTAL	ASSETS	1,556,166.75	.00
09401	ACCOUNTS PAYABLE	.00	54.00
TOTAL	ACCOUNTS PAYABLE	.00	54.00
TOTAL	LIABILITIES	.00	54.00
TOTAL	REV CONT	.00	1,727,525.03
TOTAL	EXP CONT	1,290,794.20	.00
TOTAL	RES FOR ENC	.00	177.00
TOTAL	ENC CONT	177.00	.00
TOTAL	REV BUD CONTL	7,377,022.00	.00
TOTAL	EXP BUD CONT	.00	7,377,022.00
TOTAL	FUND BALANCE	.00	1,119,381.92
TOTAL	EQUITIES	8,667,993.20	10,224,105.95
TOTAL	REPORT	10,224,159.95	10,224,159.95

SUNGARD PENTAMATION  
 DATE: 02/09/2016  
 TIME: 09:16:34

ESU COORDINATING COUNCIL  
 SUMMARY REVENUE COMPARISON REPORT

PAGE NUMBER: 1  
 REVCOM31

SELECTION CRITERIA: ALL  
 ACCOUNTING PERIOD: 5/16

Fund - 01 - GENERAL FUND

		CURRENT YEAR				PRIOR YEAR			
TITLE	BUDGET	REVENUE	BALANCE	%	BUDGET	REVENUE	BALANCE	%	
TOTAL ESUCC/ADM	311,948.00	303,203.69	8,744.31	97.20	275,228.00	275,282.97	-54.97	100.02	
TOTAL COOP	700,008.00	181,358.30	518,649.70	25.91	2,153,390.00	405,914.79	1,747,475.21	18.85	
TOTAL SRS	431,237.00	104,606.25	326,630.75	24.26	392,723.00	96,903.75	295,819.25	24.67	
TOTAL PROF DEV	2,432,584.00	463,189.48	1,969,394.52	19.04	1,135,457.00	579,914.02	555,542.98	51.07	
TOTAL BLENDED	1,515,597.00	507,167.31	1,008,429.69	33.46	902,470.00	491,762.46	410,707.54	54.49	
TOTAL FLOW THROUGH	1,860,000.00	168,000.00	1,692,000.00	9.03	360,000.00	.00	360,000.00	.00	
TOTAL MISC CASH BROUGHT FW	125,648.00	.00	125,648.00	.00	309,146.00	.00	309,146.00	.00	
TOTAL GENERAL FUND	7,377,022.00	1,727,525.03	5,649,496.97	23.42	5,528,414.00	1,849,777.99	3,678,636.01	33.46	
TOTAL REPORT	7,377,022.00	1,727,525.03	5,649,496.97	23.42	5,528,414.00	1,849,777.99	3,678,636.01	33.46	

SUNGARD PENTAMATION  
DATE: 02/09/2016  
TIME: 09:15:01

ESU COORDINATING COUNCIL  
REVENUE TRANSACTION ANALYSIS

PAGE NUMBER: 1  
AUDIT31

SELECTION CRITERIA: transact.yr='16' and transact.period='5'  
ACCOUNTING PERIOD: 5/16

FUND - 01 - GENERAL FUND  
ORG UNIT - 0110100000 - GENERAL ESUCC/ADM

ACCOUNT	DATE	T/C	RECEIVE REFERENCE	PAYER/VENDOR	BUDGET	RECEIPTS	RECEIVABLES DESCRIPTION
11410	INTEREST						
5 /16	02/01/16	19	BANKREC			30.27	RECONCILIATION INTEREST
TOTAL	INTEREST				.00	30.27	.00
TOTAL	GENERAL ESUCC/ADM				.00	30.27	.00



SUNGARD PENTAMATION  
DATE: 02/09/2016  
TIME: 09:15:01

ESU COORDINATING COUNCIL  
REVENUE TRANSACTION ANALYSIS

PAGE NUMBER: 3  
AUDIT31

SELECTION CRITERIA: transact.yr='16' and transact.period='5'  
ACCOUNTING PERIOD: 5/16

FUND - 01 - GENERAL FUND  
ORG UNIT - 0130334000 - COOP AEPA/SPEC BUY GEN

ACCOUNT	DATE	T/C	RECEIVE REFERENCE	PAYER/VENDOR	BUDGET	RECEIPTS	RECEIVABLES DESCRIPTION
12400							
							ADMIN FEES
	5 /16	01/18/16	24			2,434.15	.00 COOP INSIGHT ADMIN FEE
	5 /16	01/18/16	24			5.68	.00 COOP KONICA MINOLTA
	5 /16	01/18/16	24			11.09	.00 COOP MIDWEST TECH
	5 /16	01/19/16	24			836.94	.00 COOP DAKTRONICS ADMIN FEE
	5 /16	01/29/16	24			799.80	.00 COOP JOURNEY ED ADMIN FEE
	5 /16	01/29/16	24			5,306.05	.00 COOP CDW ADMIN FEE
	5 /16	01/29/16	24			26.34	.00 COOP KYOCERA FEE
	5 /16	01/29/16	24			1,619.45	.00 COOP VOSS ADMIN FEE
TOTAL				ADMIN FEES	.00	11,039.50	.00
TOTAL				COOP AEPA/SPEC BUY GEN	.00	11,039.50	.00

SUNGARD PENTAMATION  
DATE: 02/09/2016  
TIME: 09:15:01

ESU COORDINATING COUNCIL  
REVENUE TRANSACTION ANALYSIS

PAGE NUMBER: 4  
AUDIT31

SELECTION CRITERIA: transact.yr='16' and transact.period='5'  
ACCOUNTING PERIOD: 5/16

FUND - 01 - GENERAL FUND  
ORG UNIT - 0150500200 - PROF DEV PD ESU

ACCOUNT	DATE	T/C	RECEIVE REFERENCE	PAYER/VENDOR	BUDGET	RECEIPTS	RECEIVABLES DESCRIPTION
11990	INVOICED REVENUE						
5 /16	01/07/16	19	56			4,540.00	RECEIVABLE-RC- 010416PQ
TOTAL	INVOICED REVENUE				.00	4,540.00	.00
TOTAL	PROF DEV PD ESU				.00	4,540.00	.00

SUNGARD PENTAMATION  
DATE: 02/09/2016  
TIME: 09:15:01

ESU COORDINATING COUNCIL  
REVENUE TRANSACTION ANALYSIS

PAGE NUMBER: 5  
AUDIT31

SELECTION CRITERIA: transact.yr='16' and transact.period='5'  
ACCOUNTING PERIOD: 5/16

FUND - 01 - GENERAL FUND  
ORG UNIT - 0150550200 - PROF DEV NWEA ESU

ACCOUNT	DATE	T/C	RECEIVE REFERENCE	PAYER/VENDOR	BUDGET	RECEIPTS	RECEIVABLES DESCRIPTION
11990			INVOICED REVENUE				
5 /16	01/07/16	19	56			11,952.00	RECEIVABLE-RC- 010416PQ
5 /16	01/07/16	19	58			2,520.00	RECEIVABLE-RC- 010716PQ
5 /16	01/29/16	19	62			5,184.00	RECEIVABLE-RC- 012216PQ
TOTAL			INVOICED REVENUE		.00	19,656.00	.00
TOTAL			PROF DEV NWEA ESU		.00	19,656.00	.00



SUNGARD PENTAMATION  
DATE: 02/09/2016  
TIME: 09:15:01

ESU COORDINATING COUNCIL  
REVENUE TRANSACTION ANALYSIS

PAGE NUMBER: 6  
AUDIT31

SELECTION CRITERIA: transact.yr='16' and transact.period='5'  
ACCOUNTING PERIOD: 5/16

FUND - 01 - GENERAL FUND  
ORG UNIT - 0150560200 - PROF DEV CRISIS ESU

ACCOUNT	DATE	T/C	RECEIVE REFERENCE	PAYER/VENDOR	BUDGET	RECEIPTS	RECEIVABLES DESCRIPTION
11990			INVOICED REVENUE				
5 /16	01/07/16	19	56			1,100.00	RECEIVABLE-RC- 010416PQ
TOTAL			INVOICED REVENUE		.00	1,100.00	.00
TOTAL			PROF DEV CRISIS ESU		.00	1,100.00	.00

SUNGARD PENTAMATION  
DATE: 02/09/2016  
TIME: 09:15:01

ESU COORDINATING COUNCIL  
REVENUE TRANSACTION ANALYSIS

PAGE NUMBER: 7  
AUDIT31

SELECTION CRITERIA: transact.yr='16' and transact.period='5'  
ACCOUNTING PERIOD: 5/16

FUND - 01 - GENERAL FUND  
ORG UNIT - 0150570400 - PROF DEV NMPDS GR FEDERAL

ACCOUNT	DATE	T/C	RECEIVE REFERENCE	PAYER/VENDOR	BUDGET	RECEIPTS	RECEIVABLES DESCRIPTION
14000			GRANT REVENUE				
5 /16	01/29/16	24				46,954.94	.00 NMPDS GRANT FUNDS
TOTAL			GRANT REVENUE		.00	46,954.94	.00
TOTAL			PROF DEV NMPDS GR FEDERAL		.00	46,954.94	.00

SUNGARD PENTAMATION  
DATE: 02/09/2016  
TIME: 09:15:01

ESU COORDINATING COUNCIL  
REVENUE TRANSACTION ANALYSIS

PAGE NUMBER: 8  
AUDIT31

SELECTION CRITERIA: transact.yr='16' and transact.period='5'  
ACCOUNTING PERIOD: 5/16

FUND - 01 - GENERAL FUND  
ORG UNIT - 0160600200 - BLENDED IMAT ESU

ACCOUNT	DATE	T/C	RECEIVE REFERENCE	PAYER/VENDOR	BUDGET	RECEIPTS	RECEIVABLES DESCRIPTION
11990	INVOICED REVENUE						
5 /16	01/07/16	19	56			5,441.00	RECEIVABLE-RC- 010416PQ
TOTAL	INVOICED REVENUE				.00	5,441.00	.00
TOTAL	BLENDED IMAT ESU				.00	5,441.00	.00

SUNGARD PENTAMATION  
DATE: 02/09/2016  
TIME: 09:15:01

ESU COORDINATING COUNCIL  
REVENUE TRANSACTION ANALYSIS

PAGE NUMBER: 9  
AUDIT31

SELECTION CRITERIA: transact.yr='16' and transact.period='5'  
ACCOUNTING PERIOD: 5/16

FUND - 01 - GENERAL FUND  
ORG UNIT - 0160620000 - BLENDED DEC GENERAL

ACCOUNT	DATE	T/C	RECEIVE REFERENCE	PAYER/VENDOR	BUDGET	RECEIPTS	RECEIVABLES DESCRIPTION
12400	ADMIN FEES						
5 /16	01/29/16	19	61			304.33	RECEIVABLE-RC- 012616PQ
TOTAL	ADMIN FEES				.00	304.33	.00
TOTAL	BLENDED DEC GENERAL				.00	304.33	.00

SUNGARD PENTAMATION  
DATE: 02/09/2016  
TIME: 09:15:01

ESU COORDINATING COUNCIL  
REVENUE TRANSACTION ANALYSIS

PAGE NUMBER: 10  
AUDIT31

SELECTION CRITERIA: transact.yr='16' and transact.period='5'  
ACCOUNTING PERIOD: 5/16

FUND - 01 - GENERAL FUND  
ORG UNIT - 0170500000 - PD FLOW THROUGH

ACCOUNT	DATE	T/C	RECEIVE REFERENCE	PAYER/VENDOR	BUDGET	RECEIPTS	RECEIVABLES DESCRIPTION
12000	FLOW THROUGH REVENUE						
5 /16	01/29/16	19	60			168,000.00	RECEIVABLE-RC- 012016P
TOTAL	FLOW THROUGH REVENUE				.00	168,000.00	.00
TOTAL	PD FLOW THROUGH				.00	168,000.00	.00
TOTAL	GENERAL FUND				.00	277,084.35	.00
TOTAL REPORT					.00	277,084.35	.00

SUNGARD PENTAMATION, INC.  
DATE: 02/09/2016  
TIME: 09:19:03

ESU COORDINATING COUNCIL  
INVOICE SHORT LISTING

PAGE NUMBER: 1  
MODULE: mrvnlr

SELECTION CRITERIA: cmropenitem.total\_due>0.0

INV DATE	INVOICE NO	CUSTOMER #	CUSTOMER NAME	ORIG INVOICE	INVOICE ADJT	----PAYMENTS	PAYMENT ADJT	-WRITTEN OFF	---TOTAL DUE
10/29/2015	ADMN000006	ESU06	EDUCATIONAL SERVIC	1,641.18	.00	.00	.00	.00	1,641.18
06/02/2015	AEPA000128	HAYSPRINGS	HAY SPRINGS PUBLIC	141.51	.00	.00	.00	.00	141.51
10/28/2015	CRIS000139	SCOTUS	SCOTUS CENTRAL CAT	200.00	.00	.00	.00	.00	200.00
10/28/2015	CRIS000151	HERSHEY	HERSHEY PUBLIC SCH	500.00	.00	.00	.00	.00	500.00
10/22/2015	DEC0000040	UWW	UNIVERSITY OF WISC	7,500.00	.00	.00	.00	.00	7,500.00
10/26/2015	IMAT000076	ESU06	EDUCATIONAL SERVIC	5,400.00	.00	.00	.00	.00	5,400.00
08/21/2015	LMS0000072	ARTHUR	ARTHUR COUNTY SCHO	1,410.00	.00	.00	.00	.00	1,410.00
08/21/2015	LMS0000085	PIERCE	PIERCE PUBLIC SCHO	117.50	.00	.00	.00	.00	117.50
10/02/2015	LMS0000091	CANVAS	CANVAS	1,953.24	.00	.00	.00	.00	1,953.24
10/26/2015	NWEA000057	ELKHORN	ELKHORN PUBLIC SCH	4,248.00	-1,728.00	.00	.00	.00	2,520.00
10/26/2015	NWEA000072	NDE	NEBRASKA DEPT OF E	60.00	.00	-20.00	.00	.00	40.00
12/07/2015	NWEA000075	ESU10	EDUCATIONAL SERVIC	1,728.00	.00	.00	.00	.00	1,728.00
05/20/2015	PDO0000212	NDE	NEBRASKA DEPT OF E	980.00	.00	-380.00	.00	.00	600.00
TOTAL REPORT: 13				25,879.43	-1,728.00	-400.00	.00	.00	23,751.43

SUNGARD PENTAMATION  
 DATE: 02/09/2016  
 TIME: 09:15:58

ESU COORDINATING COUNCIL  
 SUMMARY EXPENDITURE COMPARISON REPORT

PAGE NUMBER: 1  
 EXPCOM31

SELECTION CRITERIA: ALL  
 ACCOUNTING PERIOD: 5/16

Fund - 01 - GENERAL FUND

TITLE	CURRENT YEAR				PRIOR YEAR			
	BUDGET	EXPENDITURES	BALANCE	%	BUDGET	EXPENDITURES	BALANCE	%
TOTAL ESUCC/ADM	311,948.00	98,866.88	213,081.12	31.69	275,228.00	88,411.67	186,816.33	32.12
TOTAL GENERAL	.00	.00	.00	.00	.00	.00	.00	.00
TOTAL COOP	711,017.00	184,477.97	526,539.03	25.95	2,302,876.00	147,779.05	2,155,096.95	6.42
TOTAL SRS	445,876.00	147,407.63	298,468.37	33.06	434,734.00	136,677.70	298,056.30	31.44
TOTAL PROF DEV	2,432,584.00	330,772.47	2,101,811.53	13.60	1,153,220.00	214,664.69	938,555.31	18.61
TOTAL BLENDED	1,365,597.00	259,918.75	1,105,678.25	19.03	1,002,356.00	274,979.78	727,376.22	27.43
TOTAL FLOW THROUGH	2,110,000.00	269,350.50	1,840,649.50	12.77	360,000.00	215,000.00	145,000.00	59.72
TOTAL GENERAL FUND	7,377,022.00	1,290,794.20	6,086,227.80	17.50	5,528,414.00	1,077,512.89	4,450,901.11	19.49
TOTAL REPORT	7,377,022.00	1,290,794.20	6,086,227.80	17.50	5,528,414.00	1,077,512.89	4,450,901.11	19.49

SUNGARD PENTAMATION  
DATE: 02/09/2016  
TIME: 09:18:14

ESU COORDINATING COUNCIL  
Purchase Order STATUS REPORT

PAGE NUMBER: 1  
STATMN21  
INFO: ORDERED BY NUMBER

SELECTION CRITERIA: encl edgr.yr='16'

PURCHASE OR	ORG UNIT	ACCOUNT	ACCOUNT	VENDOR DATE	NAME DESCRIPTION	SALES TAX USE TAX	ORIGINAL PAYMENTS	CHANGE BALANCE
P160000-10	0150575400	25600		1007 10/20/15	CDW GOVERNMENT INC. 1455195 TRIPP PDU SWITC	0.00 0.00	1185.56 1185.56	0.00 0.00
P160000-12	0150575400	25600		1007 10/20/15	CDW GOVERNMENT INC. 3546486 LVO TS GEN5 2U	0.00 0.00	0.00 0.00	0.00 0.00
TOTAL P160000						0.00 0.00	1185.56 1185.56	0.00 0.00
TOTAL REPORT						0.00 0.00	1185.56 1185.56	0.00 0.00



Budget Summary

<b>Checking Account Summary: As Of January 31, 2016</b>				
Checkbook Balance As of Sept. 1, 2015 = \$1,119,110.98				
	<u>End of December</u>	<u>January Receipts</u>	<u>January Disbursements</u>	<u>Balance 01/31/16</u>
<b>Beginning Balance:</b>	<b><u>\$1,302,086.07</u></b>			
ESUCC Admin.	\$140,731.22	\$30.27	(\$3,682.66)	\$137,078.83
COOP	\$743,791.58	\$31,057.81	(\$2,313.88)	\$772,535.51
DEC	\$270,542.54	\$304.33	(\$8,174.61)	\$262,672.26
IMAT	\$66,750.95	\$5,441.00	(\$130.47)	\$72,061.48
LMS	(\$221,513.36)	\$0.00	\$79.76	(\$221,433.60)
SRS	\$210,452.52	\$0.00	(\$1,921.80)	\$208,530.72
PDO	(\$158,669.38)	\$240,250.94	(\$7,793.13)	\$73,788.43
ESUCC Reserve	\$250,000.00			\$250,000.00
<b>Ending Balance:</b>				<b><u>\$1,555,233.63</u></b>

<b>Outstanding Receipts</b>	
<b>ESUCC Admin.</b>	<b>\$1,641.18</b>
ESUs, Lobbyist Fee Billed Oct 29th, ESU #6	\$1,641.18
<b>COOP</b>	<b>\$6,136.67</b>
World Book Billed June 2nd, Hay Springs	\$141.51
AEPA/Special Buy Admin Fees	\$5,995.16
<b>DEC</b>	<b>\$7,500.00</b>
UWW, NVIS Billed Oct 22	\$7,500.00
<b>IMAT</b>	<b>\$5,400.00</b>
ESUs, MSA Fee Billed Oct 26th, ESU #6	\$5,400.00
<b>LMS</b>	<b>\$3,480.74</b>
Angel Licenses Billed Aug 21st, Arthur & Pierce	\$1,527.50
Canvas, 2% Admin Fee	\$1,953.24
<b>SRS</b>	<b>\$0.00</b>
<b>PDO</b>	<b>\$5,588.00</b>
PD MSA & Onsite Fees Billed May 20th, NDE	\$600.00
NWEA Training/Fee Billed Dec 7th, Elkhorn, NDE, ESU 10	\$4,288.00
Crisis Team Training Billed Oct 28th, Scotus & Hershey	\$700.00
<b>Total:</b>	<b>\$29,746.59</b>

<b>Fiscal Year Net Activity:</b>	
	<u>FY Net Activity</u> <u>01/31/16</u>
ESUCC Admin	\$204,151.02
COOP	\$4,093.03
DEC	\$161,588.57
IMAT	\$49,954.55
LMS	\$59,960.83
SRS	\$42,790.67
PDO	\$127,273.04
	<b>\$436,122.65</b>
<i>(Historical Data Attached)</i>	

<b>Notes/Special Receipts:</b>	
\$168,000.00	PDO Career Connections
\$46,954.94	PDO NMPDS Grant Funds
\$19,656.00	PDO NWEA

<b>Notes/Special Disbursements:</b>	
\$7,480.00	DEC NVIS

**Budget Notes/Comments:**  
 02/08/16 -- Budget Review Committee met to review January status and had no concerns.  
 It was noted that NWEA revenue is higher than expenses. Revenue was reviewed and only consists of amounts billed for NWEA trainings plus meeting registration fees.







P.O. Box 82535 · Lincoln, NE 68501-2535 · ubt.com · Member FDIC

6310 0300 OO DR 30 9999808 20160130 NNNNNN 01 999808

NEBRASKA EDUCATIONAL SERVICE  
UNIT COORDINATING COUNCIL  
DBA COOPERATIVE PURCHASING  
1292 E 4TH ST  
AINSWORTH NE 69210-1225

02-05-2016 RCVD

Union Bank & Trust  
238 East 4th Street  
Ainsworth NE 69210

TELEPHONE: 402-387-1350

Add security to your business account with e-Statements. Business e-statements can reduce your risk of fraud, through the mail or from paper left unattended in an office. Best of all, they are free! Contact Treasury Management at 402.323.1557 to get started.



BASIC BUSINESS ACCOUNT 20611699

DESCRIPTION	DEBITS	CREDITS	DATE	BALANCE
BALANCE LAST STATEMENT .....			12/31/15	48,997.13
NPAIT Sweep Redemption		2,000.00	01/04/16	50,997.13
DEPOSIT		23,033.00	01/04/16	74,030.13
CHECK # 13248	178.00		01/04/16	73,852.13
CHECK # 13206	356.00		01/04/16	73,496.13
CHECK # 13253	779.18		01/04/16	72,716.95
CHECK # 13243	800.00		01/04/16	71,916.95
CHECK # 13240	9,480.00		01/04/16	62,436.95
NPAIT Sweep Purchase	12,000.00		01/05/16	50,436.95
CHECK # 13222	200.00		01/05/16	50,236.95
CHECK # 13224	100.00		01/06/16	50,136.95
CHECK # 13226	300.00		01/06/16	49,836.95
CHECK # 13202	382.93		01/06/16	49,454.02
CHECK # 13254	492.16		01/06/16	48,961.86
CHECK # 13246	1,016.20		01/06/16	47,945.66
CHECK # 13213	1,847.30		01/06/16	46,098.36
DEPOSIT		2,520.00	01/07/16	48,618.36
NPAIT Sweep Redemption		4,000.00	01/07/16	52,618.36
SYSCO PAYMENTS 061CA000139272		8,035.33	01/08/16	60,653.69
NPAIT Sweep Purchase	2,000.00		01/08/16	58,653.69
NPAIT Sweep Purchase	8,000.00		01/11/16	50,653.69
CHECK # 13220	400.00		01/14/16	50,253.69
DEPOSIT		2,450.92	01/15/16	52,704.61
DEPOSIT		836.94	01/19/16	53,541.55





Account Number: 20611699  
 Statement Date: 01/29/2016

NEBRASKA EDUCATIONAL SERVICE  
 UNIT COORDINATING COUNCIL  
 DBA COOPERATIVE PURCHASING

BASIC BUSINESS ACCOUNT 20611699



DESCRIPTION	DEBITS	CREDITS	DATE	BALANCE
SYSCO RESOURCE S PAYMENT		252.90	01/19/16	53,794.45
NPAIT Sweep Purchase	2,000.00		01/19/16	51,794.45
INTERNET PAYMENT 486551XXXXX5239	427.39		01/19/16	51,367.06
INTERNET PAYMENT 486551XXXXX5049				
	1,683.55		01/19/16	49,683.51
INTERNET PAYMENT 486551XXXXX5031				
	2,013.30		01/19/16	47,670.21
CHECK # 13259	530.00		01/19/16	47,140.21
NPAIT Sweep Redemption		3,000.00	01/20/16	50,140.21
STATE OF NE ST PAYMENT 262415220		168,000.00	01/20/16	218,140.21
Nebraska Revenue Neb Epay NB1DOR002710649				
	30.00		01/20/16	218,110.21
CHECK # 13274	100.00		01/20/16	218,010.21
CHECK # 13271	150.00		01/20/16	217,860.21
CHECK # 13266	165.80		01/20/16	217,694.41
CHECK # 13263	175.00		01/20/16	217,519.41
CHECK # 13261	825.00		01/20/16	216,694.41
CHECK # 13265	7,480.00		01/20/16	209,214.41
DEPOSIT		3,455.39	01/21/16	212,669.80
NPAIT Sweep Purchase	159,000.00		01/21/16	53,669.80
CHECK # 13264	1,200.92		01/21/16	52,468.88
CHECK # 13270	3,555.13		01/21/16	48,913.75
NPAIT Sweep Redemption		2,000.00	01/22/16	50,913.75
DEPOSIT		5,184.00	01/22/16	56,097.75
CHECK # 13260	53.55		01/22/16	56,044.20
CHECK # 13276	200.00		01/22/16	55,844.20
CHECK # 13273	800.00		01/22/16	55,044.20
STATE OF NE ST PAYMENT 262415220		46,954.94	01/25/16	101,999.14
NPAIT Sweep Purchase	5,000.00		01/25/16	96,999.14
CHECK # 13268	145.98		01/25/16	96,853.16
CHECK # 13272	200.00		01/25/16	96,653.16
CHECK # 13269	2,435.95		01/25/16	94,217.21
DEPOSIT		6,436.52	01/26/16	100,653.73
NPAIT Sweep Purchase	44,000.00		01/26/16	56,653.73
DEPOSIT		1,619.45	01/27/16	58,273.18
NPAIT Sweep Purchase	2,000.00		01/28/16	56,273.18
NPAIT Sweep Purchase	6,000.00		01/28/16	50,273.18
SYSCO PAYMENTS 061CA000140512		8,274.69	01/29/16	58,547.87
BALANCE THIS STATEMENT			01/29/16	58,547.87



Account Number: 20611699  
 Statement Date: 01/29/2016

NEBRASKA EDUCATIONAL SERVICE  
 UNIT COORDINATING COUNCIL  
 DBA COOPERATIVE PURCHASING

BASIC BUSINESS ACCOUNT 20611699

TOTAL CREDITS	(17)	288,054.08	MINIMUM BALANCE	46,098.36
TOTAL DEBITS	(41)	278,503.34	AVG AVAILABLE BALANCE	57,671.91
			AVERAGE BALANCE	59,853.18



YOUR CHECKS SEQUENCED

DATE...CHECK #.....AMOUNT	DATE...CHECK #.....AMOUNT	DATE...CHECK #.....AMOUNT
01/06 13202* 382.93	01/04 13248* 178.00	01/25 13268 145.98
01/04 13206* 356.00	01/04 13253 779.18	01/25 13269 2,435.95
01/06 13213* 1,847.30	01/06 13254* 492.16	01/21 13270 3,555.13
01/14 13220* 400.00	01/19 13259 530.00	01/20 13271 150.00
01/05 13222* 200.00	01/22 13260 53.55	01/25 13272 200.00
01/06 13224* 100.00	01/20 13261* 825.00	01/22 13273 800.00
01/06 13226* 300.00	01/20 13263 175.00	01/20 13274* 100.00
01/04 13240* 9,480.00	01/21 13264 1,200.92	01/22 13276 200.00
01/04 13243* 800.00	01/20 13265 7,480.00	
01/06 13246* 1,016.20	01/20 13266* 165.80	

(\*) INDICATES A GAP IN CHECK NUMBER SEQUENCE

----- I N T E R E S T -----

AVERAGE LEDGER BALANCE:	.00	INTEREST EARNED:	.00
INTEREST PAID THIS PERIOD:	.00	DAYS IN PERIOD:	
		ANNUAL PERCENTAGE YIELD EARNED:	.00%

CD21  
PC56AR CHECKING ACCOUNT DEPOSIT  
**UNION BANK & TRUST COMPANY**  
DATE: Jan 4, 2016  
THIS DEPOSIT MADE IN ACCORDANCE WITH CONTRACT ON SIGNATURE CARD AND RULES OF THIS BANK  
- DEPOSIT TO THE ACCOUNT OF -  
NAME: Esti Carabantes Canal  
ACCOUNT NUMBER: 206 116 99  
TOTAL DEPOSIT \$ 23033.00  
⑆104910795⑆ 009

CURRENCY	COIN	CHECKS	LESS DEBIT RECEIVED	TOTAL	PLEASE PRINT
		23033.00		23033.00	

1/4/2016 \$23,033.00 0

TransID=0140416-Inst-UNION BANK & TRUST COMPANY  
PINnum=>104910795<-ItemID=00003613384  
⑆104910795⑆ 009

1/4/2016 \$23,033.00 0

CD21  
PC56AR CHECKING ACCOUNT DEPOSIT  
**UNION BANK & TRUST COMPANY**  
DATE: Jan 7, 2016  
THIS DEPOSIT MADE IN ACCORDANCE WITH CONTRACT ON SIGNATURE CARD AND RULES OF THIS BANK  
- DEPOSIT TO THE ACCOUNT OF -  
NAME: Esti Carabantes Canal  
ACCOUNT NUMBER: 206 116 99  
TOTAL DEPOSIT \$ 2520.00  
⑆104910795⑆ 009

CURRENCY	COIN	CHECKS	LESS DEBIT RECEIVED	TOTAL	PLEASE PRINT
		2520.00		2520.00	

1/7/2016 \$2,520.00 0

TransID=0140416-Inst-UNION BANK & TRUST COMPANY  
PINnum=>104910795<-ItemID=0000413007  
⑆104910795⑆ 009

1/7/2016 \$2,520.00 0

CD21  
PC56AR CHECKING ACCOUNT DEPOSIT  
**UNION BANK & TRUST COMPANY**  
DATE: Jan 15, 2016  
THIS DEPOSIT MADE IN ACCORDANCE WITH CONTRACT ON SIGNATURE CARD AND RULES OF THIS BANK  
- DEPOSIT TO THE ACCOUNT OF -  
NAME: Esti Carabantes Canal  
ACCOUNT NUMBER: 206 116 99  
TOTAL DEPOSIT \$ 2450.92  
⑆104910795⑆ 009

CURRENCY	COIN	CHECKS	LESS DEBIT RECEIVED	TOTAL	PLEASE PRINT
		2450.92		2450.92	

1/15/2016 \$2,450.92 0

TransID=0140416-Inst-UNION BANK & TRUST COMPANY  
PINnum=>104910795<-ItemID=00002653751  
⑆104910795⑆ 009

1/15/2016 \$2,450.92 0

CD21  
PC56AR CHECKING ACCOUNT DEPOSIT  
**UNION BANK & TRUST COMPANY**  
DATE: Jan 20, 2016  
THIS DEPOSIT MADE IN ACCORDANCE WITH CONTRACT ON SIGNATURE CARD AND RULES OF THIS BANK  
- DEPOSIT TO THE ACCOUNT OF -  
NAME: Esti Carabantes Canal  
ACCOUNT NUMBER: 206 116 99  
TOTAL DEPOSIT \$ 836.94  
⑆104910795⑆ 009

CURRENCY	COIN	CHECKS	LESS DEBIT RECEIVED	TOTAL	PLEASE PRINT
		836.94		836.94	

1/19/2016 \$836.94 0

TransID=0140416-Inst-UNION BANK & TRUST COMPANY  
PINnum=>104910795<-ItemID=0000724295  
⑆104910795⑆ 009

1/19/2016 \$836.94 0

CD21  
PC56AR CHECKING ACCOUNT DEPOSIT  
**UNION BANK & TRUST COMPANY**  
DATE: Jan 21, 2016  
THIS DEPOSIT MADE IN ACCORDANCE WITH CONTRACT ON SIGNATURE CARD AND RULES OF THIS BANK  
- DEPOSIT TO THE ACCOUNT OF -  
NAME: Esti Carabantes Canal  
ACCOUNT NUMBER: 206 116 99  
TOTAL DEPOSIT \$ 3455.39  
⑆104910795⑆ 009

CURRENCY	COIN	CHECKS	LESS DEBIT RECEIVED	TOTAL	PLEASE PRINT
		3455.39		3455.39	

1/21/2016 \$3,455.39 0

TransID=0140416-Inst-UNION BANK & TRUST COMPANY  
PINnum=>104910795<-ItemID=00006572450  
⑆104910795⑆ 009

1/21/2016 \$3,455.39 0

CD21  
PC56AR CHECKING ACCOUNT DEPOSIT  
**UNION BANK & TRUST COMPANY**  
DATE: Jan 22, 2016  
THIS DEPOSIT MADE IN ACCORDANCE WITH CONTRACT ON SIGNATURE CARD AND RULES OF THIS BANK  
- DEPOSIT TO THE ACCOUNT OF -  
NAME: Esti Carabantes Canal  
ACCOUNT NUMBER: 206 116 99  
TOTAL DEPOSIT \$ 5184.00  
⑆104910795⑆ 009

CURRENCY	COIN	CHECKS	LESS DEBIT RECEIVED	TOTAL	PLEASE PRINT
		5184.00		5184.00	

1/22/2016 \$5,184.00 0

TransID=0140416-Inst-UNION BANK & TRUST COMPANY  
PINnum=>104910795<-ItemID=00006572756  
⑆104910795⑆ 009

1/22/2016 \$5,184.00 0



UB UNION BANK & TRUST COMPANY

DATE: Jan 26, 2016

NAME: ESU Coordinating Council

ACCOUNT NUMBER: 20611699

CHECK NO.	1750	180	185	190	195	200	205	210	215	220	225	230	235	240	245	250	255	260	265	270	275	280	285	290	295	300	305	310	315	320	325	330	335	340	345	350	355	360	365	370	375	380	385	390	395	400	405	410	415	420	425	430	435	440	445	450	455	460	465	470	475	480	485	490	495	500	505	510	515	520	525	530	535	540	545	550	555	560	565	570	575	580	585	590	595	600	605	610	615	620	625	630	635	640	645	650	655	660	665	670	675	680	685	690	695	700	705	710	715	720	725	730	735	740	745	750	755	760	765	770	775	780	785	790	795	800	805	810	815	820	825	830	835	840	845	850	855	860	865	870	875	880	885	890	895	900	905	910	915	920	925	930	935	940	945	950	955	960	965	970	975	980	985	990	995	1000
-----------	------	-----	-----	-----	-----	-----	-----	-----	-----	-----	-----	-----	-----	-----	-----	-----	-----	-----	-----	-----	-----	-----	-----	-----	-----	-----	-----	-----	-----	-----	-----	-----	-----	-----	-----	-----	-----	-----	-----	-----	-----	-----	-----	-----	-----	-----	-----	-----	-----	-----	-----	-----	-----	-----	-----	-----	-----	-----	-----	-----	-----	-----	-----	-----	-----	-----	-----	-----	-----	-----	-----	-----	-----	-----	-----	-----	-----	-----	-----	-----	-----	-----	-----	-----	-----	-----	-----	-----	-----	-----	-----	-----	-----	-----	-----	-----	-----	-----	-----	-----	-----	-----	-----	-----	-----	-----	-----	-----	-----	-----	-----	-----	-----	-----	-----	-----	-----	-----	-----	-----	-----	-----	-----	-----	-----	-----	-----	-----	-----	-----	-----	-----	-----	-----	-----	-----	-----	-----	-----	-----	-----	-----	-----	-----	-----	-----	-----	-----	-----	-----	-----	-----	-----	-----	-----	-----	-----	-----	-----	-----	-----	-----	-----	-----	-----	------

TOTAL DEPOSIT \$ 6,436.52

1/26/2016 \$6,436.52 0

UB UNION BANK & TRUST COMPANY

DATE: Jan 26, 2016

NAME: ESU Coordinating Council

ACCOUNT NUMBER: 20611699

TOTAL DEPOSIT \$ 6,436.52

1/26/2016 \$6,436.52 0

UB UNION BANK & TRUST COMPANY

DATE: Jan 27, 2016

NAME: ESU Coordinating Council

ACCOUNT NUMBER: 20611699

CHECK NO.	1750	180	185	190	195	200	205	210	215	220	225	230	235	240	245	250	255	260	265	270	275	280	285	290	295	300	305	310	315	320	325	330	335	340	345	350	355	360	365	370	375	380	385	390	395	400	405	410	415	420	425	430	435	440	445	450	455	460	465	470	475	480	485	490	495	500	505	510	515	520	525	530	535	540	545	550	555	560	565	570	575	580	585	590	595	600	605	610	615	620	625	630	635	640	645	650	655	660	665	670	675	680	685	690	695	700	705	710	715	720	725	730	735	740	745	750	755	760	765	770	775	780	785	790	795	800	805	810	815	820	825	830	835	840	845	850	855	860	865	870	875	880	885	890	895	900	905	910	915	920	925	930	935	940	945	950	955	960	965	970	975	980	985	990	995	1000
-----------	------	-----	-----	-----	-----	-----	-----	-----	-----	-----	-----	-----	-----	-----	-----	-----	-----	-----	-----	-----	-----	-----	-----	-----	-----	-----	-----	-----	-----	-----	-----	-----	-----	-----	-----	-----	-----	-----	-----	-----	-----	-----	-----	-----	-----	-----	-----	-----	-----	-----	-----	-----	-----	-----	-----	-----	-----	-----	-----	-----	-----	-----	-----	-----	-----	-----	-----	-----	-----	-----	-----	-----	-----	-----	-----	-----	-----	-----	-----	-----	-----	-----	-----	-----	-----	-----	-----	-----	-----	-----	-----	-----	-----	-----	-----	-----	-----	-----	-----	-----	-----	-----	-----	-----	-----	-----	-----	-----	-----	-----	-----	-----	-----	-----	-----	-----	-----	-----	-----	-----	-----	-----	-----	-----	-----	-----	-----	-----	-----	-----	-----	-----	-----	-----	-----	-----	-----	-----	-----	-----	-----	-----	-----	-----	-----	-----	-----	-----	-----	-----	-----	-----	-----	-----	-----	-----	-----	-----	-----	-----	-----	-----	-----	-----	-----	------

TOTAL DEPOSIT \$ 1,619.45

1/27/2016 \$1,619.45 0

UB UNION BANK & TRUST COMPANY

DATE: Jan 27, 2016

NAME: ESU Coordinating Council

ACCOUNT NUMBER: 20611699

TOTAL DEPOSIT \$ 1,619.45

1/27/2016 \$1,619.45 0

Nebraska ESU Coordinating Council

Union Bank & Trust Company

CHECK DATE: 12/17/15

CHECK NO: 13202

AMOUNT: \$382.93

TO THE ORDER OF: ESU 9, PO BOX 2014, 1117 S SOUTH STREET, HASTINGS NE 68902

TREASURER: Dennis Ruffel

1/6/2016 \$382.93 13202

Nebraska ESU Coordinating Council

Union Bank & Trust Company

CHECK DATE: 12/17/15

CHECK NO: 13206

AMOUNT: \$356.00

TO THE ORDER OF: HOLIDAY INN EXPRESS, 900 S 20TH ST, NORFOLK NE 68701

TREASURER: Dennis Ruffel

1/4/2016 \$356.00 13206

Nebraska ESU Coordinating Council

Union Bank & Trust Company

CHECK DATE: 12/17/15

CHECK NO: 13213

AMOUNT: \$1,847.30

TO THE ORDER OF: TECHNICAL EVALUATION SVCS/ASMT'S, 714 LINDALE DRIVE, OSWEGO NE 68134

TREASURER: Dennis Ruffel

1/6/2016 \$1,847.30 13213

Nebraska ESU Coordinating Council

Union Bank & Trust Company

CHECK DATE: 12/17/15

CHECK NO: 13220

AMOUNT: \$400.00

TO THE ORDER OF: FRENCH PUBLIC SCHOOLS, 130 EAST 9TH STREET, FRENCH NE 68025

TREASURER: Dennis Ruffel

1/14/2016 \$400.00 13220

Nebraska ESU Coordinating Council

Union Bank & Trust Company

CHECK DATE: 12/17/15

CHECK NO: 13222

AMOUNT: \$200.00

TO THE ORDER OF: HENRIK PUBLIC SCHOOLS, PO BOX 415, HENRIK NE 68356

TREASURER: Dennis Ruffel

1/5/2016 \$200.00 13222

Nebraska ESU Coordinating Council

Union Bank & Trust Company

CHECK DATE: 12/17/15

CHECK NO: 13224

AMOUNT: \$100.00

TO THE ORDER OF: PAVILLION-LAVISTA SCHOOLS, 129 SOUTH WASHINGTON STREET, PAVILLION NE 68016

TREASURER: Dennis Ruffel

1/6/2016 \$100.00 13224

Nebraska ESU Coordinating Council

Union Bank & Trust Company

CHECK DATE: 12/17/15

CHECK NO: 13226

AMOUNT: \$300.00

TO THE ORDER OF: STUART PUBLIC SCHOOLS, PO BOX 30, STUART NE 68769

TREASURER: Dennis Ruffel

1/6/2016 \$300.00 13226

Nebraska ESU Coordinating Council

Union Bank & Trust Company

CHECK DATE: 12/17/15

CHECK NO: 13240

AMOUNT: \$9,480.00

TO THE ORDER OF: RMC RESEARCH CORPORATION, 150 WILSON BLVD SUITE 400, ARLINGTON VA 22209

TREASURER: Dennis Ruffel

1/4/2016 \$9,480.00 13240





ORIGINAL CHECK HAS AN ARTIFICIAL WATERMARK ON REVERSE SIDE - HOLD AT AN ANGLE TO VIEW

Nebraska ESU Coordinating Council  
1292 East 4th Street  
Ainsworth, NE 69210

Union Bank & Trust Company  
Ainsworth Branch  
238 East 4th St.  
Ainsworth, Nebraska 69210

CHECK DATE: 12/17/15 CHECK NO.: 13243

AMOUNT: \$\*\*\*\*\*800.00\*

BY THE SUM OF \*\*\*\*\*800\* DOLLARS AND \*00\* CENTS

TO THE ORDER OF: HARVILL ENTERPRISES  
PO BOX 60301  
LINCOLN NE 68501

PRESIDENT: *[Signature]*  
TREASURER: *[Signature]*

⑆00013243⑆ ⑆104910795⑆ 2061 1699⑆

1/4/2016 \$800.00 13243

ORIGINAL CHECK HAS AN ARTIFICIAL WATERMARK ON REVERSE SIDE - HOLD AT AN ANGLE TO VIEW

Nebraska ESU Coordinating Council  
1292 East 4th Street  
Ainsworth, NE 69210

Union Bank & Trust Company  
Ainsworth Branch  
238 East 4th St.  
Ainsworth, Nebraska 69210

CHECK DATE: 12/17/15 CHECK NO.: 13246

AMOUNT: \$\*\*\*\*\*016.20\*

BY THE SUM OF \*\*\*\*\*016\* DOLLARS AND \*20\* CENTS

TO THE ORDER OF: ESU 13  
4211 AVENUE 1  
SCOTTSDALE AZ 85261

PRESIDENT: *[Signature]*  
TREASURER: *[Signature]*

⑆00013246⑆ ⑆104910795⑆ 2061 1699⑆

1/6/2016 \$1,016.20 13246

ORIGINAL CHECK HAS AN ARTIFICIAL WATERMARK ON REVERSE SIDE - HOLD AT AN ANGLE TO VIEW

Nebraska ESU Coordinating Council  
1292 East 4th Street  
Ainsworth, NE 69210

Union Bank & Trust Company  
Ainsworth Branch  
238 East 4th St.  
Ainsworth, Nebraska 69210

CHECK DATE: 12/17/15 CHECK NO.: 13248

AMOUNT: \$\*\*\*\*\*178.00\*

BY THE SUM OF \*\*\*\*\*178\* DOLLARS AND \*00\* CENTS

TO THE ORDER OF: HOLIDAY INN EXPRESS  
3655 CHAMBERLAIN PLAZA  
OF HASTINGS NE 68901

PRESIDENT: *[Signature]*  
TREASURER: *[Signature]*

⑆00013248⑆ ⑆104910795⑆ 2061 1699⑆

1/4/2016 \$178.00 13248

ORIGINAL CHECK HAS AN ARTIFICIAL WATERMARK ON REVERSE SIDE - HOLD AT AN ANGLE TO VIEW

Nebraska ESU Coordinating Council  
1292 East 4th Street  
Ainsworth, NE 69210

Union Bank & Trust Company  
Ainsworth Branch  
238 East 4th St.  
Ainsworth, Nebraska 69210

CHECK DATE: 12/17/15 CHECK NO.: 13253

AMOUNT: \$\*\*\*\*\*779.18\*

BY THE SUM OF \*\*\*\*\*779\* DOLLARS AND \*18\* CENTS

TO THE ORDER OF: SCOTT THOMPSON  
5625 S. 133RD ST.  
OMAHA NE 68137

PRESIDENT: *[Signature]*  
TREASURER: *[Signature]*

⑆00013253⑆ ⑆104910795⑆ 2061 1699⑆

1/4/2016 \$779.18 13253

ORIGINAL CHECK HAS AN ARTIFICIAL WATERMARK ON REVERSE SIDE - HOLD AT AN ANGLE TO VIEW

Nebraska ESU Coordinating Council  
1292 East 4th Street  
Ainsworth, NE 69210

Union Bank & Trust Company  
Ainsworth Branch  
238 East 4th St.  
Ainsworth, Nebraska 69210

CHECK DATE: 12/17/15 CHECK NO.: 13254

AMOUNT: \$\*\*\*\*\*492.26\*

BY THE SUM OF \*\*\*\*\*492\* DOLLARS AND \*26\* CENTS

TO THE ORDER OF: BETH KABES  
82354 564TH AVENUE  
DEIGH NE 68663

PRESIDENT: *[Signature]*  
TREASURER: *[Signature]*

⑆00013254⑆ ⑆104910795⑆ 2061 1699⑆

1/6/2016 \$492.16 13254

ORIGINAL CHECK HAS AN ARTIFICIAL WATERMARK ON REVERSE SIDE - HOLD AT AN ANGLE TO VIEW

Nebraska ESU Coordinating Council  
1292 East 4th Street  
Ainsworth, NE 69210

Union Bank & Trust Company  
Ainsworth Branch  
238 East 4th St.  
Ainsworth, Nebraska 69210

CHECK DATE: 01/15/16 CHECK NO.: 13259

AMOUNT: \$\*\*\*\*\*530.00\*

BY THE SUM OF \*\*\*\*\*530\* DOLLARS AND \*00\* CENTS

TO THE ORDER OF: KSB SCHOOL LAM  
301 S. 13TH STREET  
SUITE 210  
LINCOLN NE 68128

PRESIDENT: *[Signature]*  
TREASURER: *[Signature]*

⑆00013259⑆ ⑆104910795⑆ 2061 1699⑆

1/19/2016 \$530.00 13259

ORIGINAL CHECK HAS AN ARTIFICIAL WATERMARK ON REVERSE SIDE - HOLD AT AN ANGLE TO VIEW

Nebraska ESU Coordinating Council  
1292 East 4th Street  
Ainsworth, NE 69210

Union Bank & Trust Company  
Ainsworth Branch  
238 East 4th St.  
Ainsworth, Nebraska 69210

CHECK DATE: 01/15/16 CHECK NO.: 13260

AMOUNT: \$\*\*\*\*\*53.55\*

BY THE SUM OF \*\*\*\*\*53\* DOLLARS AND \*55\* CENTS

TO THE ORDER OF: BROWN & ASSOCIATES  
PO BOX 277  
551 N LINDEN  
WANDO NE 68066

PRESIDENT: *[Signature]*  
TREASURER: *[Signature]*

⑆00013260⑆ ⑆104910795⑆ 2061 1699⑆

1/22/2016 \$53.55 13260

ORIGINAL CHECK HAS AN ARTIFICIAL WATERMARK ON REVERSE SIDE - HOLD AT AN ANGLE TO VIEW

Nebraska ESU Coordinating Council  
1292 East 4th Street  
Ainsworth, NE 69210

Union Bank & Trust Company  
Ainsworth Branch  
238 East 4th St.  
Ainsworth, Nebraska 69210

CHECK DATE: 01/15/16 CHECK NO.: 13261

AMOUNT: \$\*\*\*\*\*825.00\*

BY THE SUM OF \*\*\*\*\*825\* DOLLARS AND \*00\* CENTS

TO THE ORDER OF: NASB  
1311 STOCKWELL STREET  
LINCOLN NE 68502

PRESIDENT: *[Signature]*  
TREASURER: *[Signature]*

⑆00013261⑆ ⑆104910795⑆ 2061 1699⑆

1/20/2016 \$825.00 13261

ORIGINAL CHECK HAS AN ARTIFICIAL WATERMARK ON REVERSE SIDE - HOLD AT AN ANGLE TO VIEW

Nebraska ESU Coordinating Council  
1292 East 4th Street  
Ainsworth, NE 69210

Union Bank & Trust Company  
Ainsworth Branch  
238 East 4th St.  
Ainsworth, Nebraska 69210

CHECK DATE: 01/15/16 CHECK NO.: 13263

AMOUNT: \$\*\*\*\*\*175.00\*

BY THE SUM OF \*\*\*\*\*175\* DOLLARS AND \*00\* CENTS

TO THE ORDER OF: SOLIMET CONSULTING INC  
14 N. PEORIA ST., #2W  
CHICAGO IL 60607

PRESIDENT: *[Signature]*  
TREASURER: *[Signature]*

⑆00013263⑆ ⑆104910795⑆ 2061 1699⑆

1/20/2016 \$175.00 13263

ORIGINAL CHECK HAS AN ARTIFICIAL WATERMARK ON REVERSE SIDE - HOLD AT AN ANGLE TO VIEW

Nebraska ESU Coordinating Council  
1292 East 4th Street  
Ainsworth, NE 69210

Union Bank & Trust Company  
Ainsworth Branch  
238 East 4th St.  
Ainsworth, Nebraska 69210

CHECK DATE: 01/15/16 CHECK NO.: 13264

AMOUNT: \$\*\*\*\*\*200.92\*

BY THE SUM OF \*\*\*\*\*200\* DOLLARS AND \*92\* CENTS

TO THE ORDER OF: ESU 3  
6949 SOUTH 170TH STREET  
OMAHA NE 68129-8722

PRESIDENT: *[Signature]*  
TREASURER: *[Signature]*

⑆00013264⑆ ⑆104910795⑆ 2061 1699⑆

1/21/2016 \$1,200.92 13264

ORIGINAL CHECK HAS AN ARTIFICIAL WATERMARK ON REVERSE SIDE - HOLD AT AN ANGLE TO VIEW

Nebraska ESU Coordinating Council  
1292 East 4th Street  
Ainsworth, NE 69210

Union Bank & Trust Company  
Ainsworth Branch  
238 East 4th St.  
Ainsworth, Nebraska 69210

CHECK DATE: 01/15/16 CHECK NO.: 13265

AMOUNT: \$\*\*\*\*\*7480.00\*

BY THE SUM OF \*\*\*\*\*7480\* DOLLARS AND \*00\* CENTS

TO THE ORDER OF: ESU 10  
PO BOX 850  
HOLMESBURG NE 68403-0850

PRESIDENT: *[Signature]*  
TREASURER: *[Signature]*

⑆00013265⑆ ⑆104910795⑆ 2061 1699⑆

1/20/2016 \$7,480.00 13265

ORIGINAL CHECK HAS AN ARTIFICIAL WATERMARK ON REVERSE SIDE - HOLD AT AN ANGLE TO VIEW

Nebraska ESU Coordinating Council  
1292 East 4th Street  
Ainsworth, NE 69210

Union Bank & Trust Company  
Ainsworth Branch  
238 East 4th St.  
Ainsworth, Nebraska 69210

CHECK DATE: 01/15/16 CHECK NO.: 13266

AMOUNT: \$\*\*\*\*\*165.80\*

BY THE SUM OF \*\*\*\*\*165\* DOLLARS AND \*80\* CENTS

TO THE ORDER OF: ESU 10  
PO BOX 858  
HOLMESBURG NE 68403

PRESIDENT: *[Signature]*  
TREASURER: *[Signature]*

⑆00013266⑆ ⑆104910795⑆ 2061 1699⑆

1/20/2016 \$165.80 13266



ORIGINAL CHECK HAS AN ARTIFICIAL WATERMARK ON REVERSE SIDE - HOLD AT AN ANGLE TO VIEW

Nebraska ESU Coordinating Council  
1292 East 4th Street  
Ainsworth, NE 69210

Union Bank & Trust Company  
Ainsworth Branch  
238 East 4th St.  
Ainsworth, Nebraska 69210

CHECK DATE: 01/15/16 CHECK NO.: 13268

AMOUNT: \$\*\*\*\*\*145.98\*

Pay THE SUM OF \*\*\*\*\*145\* DOLLARS AND \*98\* CENTS

TO THE ORDER OF: KODHWAY LTD  
124 EAST 4TH STREET  
AINSWORTH NE 69210

PRESIDENT: [Signature]  
TREASURER: [Signature]

⑈00013268⑈ ⑆106910795⑆ 2061 1699⑈

1/25/2016 \$145.98 13268

ORIGINAL CHECK HAS AN ARTIFICIAL WATERMARK ON REVERSE SIDE - HOLD AT AN ANGLE TO VIEW

Nebraska ESU Coordinating Council  
1292 East 4th Street  
Ainsworth, NE 69210

Union Bank & Trust Company  
Ainsworth Branch  
238 East 4th St.  
Ainsworth, Nebraska 69210

CHECK DATE: 01/15/16 CHECK NO.: 13269

AMOUNT: \$\*\*\*\*\*2,435.95\*

Pay THE SUM OF \*\*\*\*\*2435\* DOLLARS AND \*95\* CENTS

TO THE ORDER OF: DAVID LUDWIG  
1287 PIEDMONT DRIVE  
HICKERSON NE 68044

PRESIDENT: [Signature]  
TREASURER: [Signature]

⑈00013269⑈ ⑆106910795⑆ 2061 1699⑈

1/25/2016 \$2,435.95 13269

ORIGINAL CHECK HAS AN ARTIFICIAL WATERMARK ON REVERSE SIDE - HOLD AT AN ANGLE TO VIEW

Nebraska ESU Coordinating Council  
1292 East 4th Street  
Ainsworth, NE 69210

Union Bank & Trust Company  
Ainsworth Branch  
238 East 4th St.  
Ainsworth, Nebraska 69210

CHECK DATE: 01/15/16 CHECK NO.: 13270

AMOUNT: \$\*\*\*\*\*3,555.13\*

Pay THE SUM OF \*\*\*\*\*3555\* DOLLARS AND \*13\* CENTS

TO THE ORDER OF: HELEN BANTZAF  
2421 McELVIE ROAD  
SEWARD NE 68424

PRESIDENT: [Signature]  
TREASURER: [Signature]

⑈00013270⑈ ⑆106910795⑆ 2061 1699⑈

1/21/2016 \$3,555.13 13270

ORIGINAL CHECK HAS AN ARTIFICIAL WATERMARK ON REVERSE SIDE - HOLD AT AN ANGLE TO VIEW

Nebraska ESU Coordinating Council  
1292 East 4th Street  
Ainsworth, NE 69210

Union Bank & Trust Company  
Ainsworth Branch  
238 East 4th St.  
Ainsworth, Nebraska 69210

CHECK DATE: 01/15/16 CHECK NO.: 13271

AMOUNT: \$\*\*\*\*\*150.00\*

Pay THE SUM OF \*\*\*\*\*150\* DOLLARS AND \*00\* CENTS

TO THE ORDER OF: CENTRAL CITY PUBLIC SCHOOLS  
1510 23TH STREET  
CENTRAL CITY NE 68826

PRESIDENT: [Signature]  
TREASURER: [Signature]

⑈00013271⑈ ⑆106910795⑆ 2061 1699⑈

1/20/2016 \$150.00 13271

ORIGINAL CHECK HAS AN ARTIFICIAL WATERMARK ON REVERSE SIDE - HOLD AT AN ANGLE TO VIEW

Nebraska ESU Coordinating Council  
1292 East 4th Street  
Ainsworth, NE 69210

Union Bank & Trust Company  
Ainsworth Branch  
238 East 4th St.  
Ainsworth, Nebraska 69210

CHECK DATE: 01/15/16 CHECK NO.: 13272

AMOUNT: \$\*\*\*\*\*200.00\*

Pay THE SUM OF \*\*\*\*\*200\* DOLLARS AND \*00\* CENTS

TO THE ORDER OF: DAVID CITY PUBLIC SCHOOLS  
750 D CORNHILL  
DAVID CITY NE 68632

PRESIDENT: [Signature]  
TREASURER: [Signature]

⑈00013272⑈ ⑆106910795⑆ 2061 1699⑈

1/25/2016 \$200.00 13272

ORIGINAL CHECK HAS AN ARTIFICIAL WATERMARK ON REVERSE SIDE - HOLD AT AN ANGLE TO VIEW

Nebraska ESU Coordinating Council  
1292 East 4th Street  
Ainsworth, NE 69210

Union Bank & Trust Company  
Ainsworth Branch  
238 East 4th St.  
Ainsworth, Nebraska 69210

CHECK DATE: 01/15/16 CHECK NO.: 13273

AMOUNT: \$\*\*\*\*\*800.00\*

Pay THE SUM OF \*\*\*\*\*800\* DOLLARS AND \*00\* CENTS

TO THE ORDER OF: GRETHA PUBLIC SCHOOLS  
11717 S 216TH STREET  
GRETHA NE 68028

PRESIDENT: [Signature]  
TREASURER: [Signature]

⑈00013273⑈ ⑆106910795⑆ 2061 1699⑈

1/22/2016 \$800.00 13273

ORIGINAL CHECK HAS AN ARTIFICIAL WATERMARK ON REVERSE SIDE - HOLD AT AN ANGLE TO VIEW

Nebraska ESU Coordinating Council  
1292 East 4th Street  
Ainsworth, NE 69210

Union Bank & Trust Company  
Ainsworth Branch  
238 East 4th St.  
Ainsworth, Nebraska 69210

CHECK DATE: 01/15/16 CHECK NO.: 13274

AMOUNT: \$\*\*\*\*\*100.00\*

Pay THE SUM OF \*\*\*\*\*100\* DOLLARS AND \*00\* CENTS

TO THE ORDER OF: HARMER PUBLIC SCHOOLS  
310 WEST 24TH STREET  
HARMER NE 68845

PRESIDENT: [Signature]  
TREASURER: [Signature]

⑈00013274⑈ ⑆106910795⑆ 2061 1699⑈

1/20/2016 \$100.00 13274

ORIGINAL CHECK HAS AN ARTIFICIAL WATERMARK ON REVERSE SIDE - HOLD AT AN ANGLE TO VIEW

Nebraska ESU Coordinating Council  
1292 East 4th Street  
Ainsworth, NE 69210

Union Bank & Trust Company  
Ainsworth Branch  
238 East 4th St.  
Ainsworth, Nebraska 69210

CHECK DATE: 01/15/16 CHECK NO.: 13276

AMOUNT: \$\*\*\*\*\*200.00\*

Pay THE SUM OF \*\*\*\*\*200\* DOLLARS AND \*00\* CENTS

TO THE ORDER OF: ARAPAHOS-HOLBROOK PUBLIC SCHOOLS  
PO BOX 160  
630 WALNUT STREET  
ARAPAHOR NE 68922

PRESIDENT: [Signature]  
TREASURER: [Signature]

⑈00013276⑈ ⑆106910795⑆ 2061 1699⑈

1/22/2016 \$200.00 13276



# Nebraska Public Agency Investment Trust

## Account Statement

January 1, 2016 to January 31, 2016

NEBRASKA ESU COORDINATING COUNCIL  
1292 E 4TH ST  
AINSWORTH, NE 69210-1225

02-08-2016 RCVD

NPAIT  
PO BOX 82529  
Lincoln, NE 68501  
Toll Free: (800) 640-8817  
Local: (402) 323-1615

Account Number: XXXXX5-001

### Fund Summary

	<u>PRICE PER SHARE</u>	<u>SHARES OWNED</u>	<u>MARKET VALUE</u>
Nebraska Public Agency Investment Trust XXXXX5-001	\$1.00	1,498,450.98	\$1,498,450.98

### Transaction Summary

Nebraska Public Agency Investment Trust  
XXXXX5-001

<u>TRADE DATE</u>	<u>SETTLEMENT DATE</u>	<u>TRANSACTION DESCRIPTION</u>	<u>SHARES</u>	<u>AMOUNT</u>
1/1/2016		Beginning Shares Balance	1,269,420.71	\$1,269,420.71
1/4/2016	1/4/2016	Redemption	(2,000.00)	(\$2,000.00)
1/5/2016	1/5/2016	Purchase	12,000.00	\$12,000.00
1/7/2016	1/7/2016	Redemption	(4,000.00)	(\$4,000.00)
1/8/2016	1/8/2016	Purchase	2,000.00	\$2,000.00
1/11/2016	1/11/2016	Purchase	8,000.00	\$8,000.00
1/19/2016	1/19/2016	Purchase	2,000.00	\$2,000.00
1/20/2016	1/20/2016	Redemption	(3,000.00)	(\$3,000.00)
1/21/2016	1/21/2016	Purchase	159,000.00	\$159,000.00
1/22/2016	1/22/2016	Redemption	(2,000.00)	(\$2,000.00)
1/25/2016	1/25/2016	Purchase	5,000.00	\$5,000.00
1/26/2016	1/26/2016	Purchase	44,000.00	\$44,000.00
1/27/2016	1/27/2016	Purchase	6,000.00	\$6,000.00
1/28/2016	1/28/2016	Purchase	2,000.00	\$2,000.00
1/29/2016	1/29/2016	Interest	30.27	\$30.27
<b>Total :</b>			<b>1,498,450.98</b>	<b>\$1,498,450.98</b>

Accrual Details for Holdings between 01/01/2016 and 01/31/2016

Fund: NPAIT

Account Number: 123885-001

NEBRASKA ESU COORDINATING COUNCIL  
NEBRASKA ESU COORDINATING COUNCIL

Settlement Date	Price Cycle	Settled Shares	Accrual Factor	Accrual Dividend (USD)	Non-Div. Distribution Accrual Paid (USD)	Accrual Paid (USD)	Cumulative Accrual Dividend (USD)
01/04/2016	EOD	1,267,420.7100	0.0000010988	1.39	0.00	0.00	1.39
01/05/2016	EOD	1,279,420.7100	0.0000002536	0.32	0.00	0.00	1.72
01/06/2016	EOD	1,279,420.7100	0.0000002735	0.35	0.00	0.00	2.07
01/07/2016	EOD	1,275,420.7100	0.0000002730	0.35	0.00	0.00	2.42
01/08/2016	EOD	1,277,420.7100	0.00000008199	1.05	0.00	0.00	3.46
01/11/2016	EOD	1,285,420.7100	0.0000002738	0.35	0.00	0.00	3.81
01/12/2016	EOD	1,285,420.7100	0.0000002714	0.35	0.00	0.00	4.16
01/13/2016	EOD	1,285,420.7100	0.0000002731	0.35	0.00	0.00	4.51
01/14/2016	EOD	1,285,420.7100	0.0000002727	0.35	0.00	0.00	4.86
01/14/2016	EOD	1,285,420.7100	0.0000010916	1.40	0.00	0.00	6.27
01/15/2016	EOD	1,285,420.7100	0.0000010916	1.40	0.00	0.00	7.78
01/19/2016	EOD	1,287,420.7100	0.0000011759	1.51	0.00	0.00	9.05
01/20/2016	EOD	1,284,420.7100	0.0000009904	1.27	0.00	0.00	10.48
01/21/2016	EOD	1,443,420.7100	0.0000009902	1.43	0.00	0.00	15.93
01/22/2016	EOD	1,441,420.7100	0.0000037798	5.45	0.00	0.00	17.74
01/25/2016	EOD	1,446,420.7100	0.0000012471	1.80	0.00	0.00	18.45
01/26/2016	EOD	1,490,420.7100	0.0000004781	0.71	0.00	0.00	21.49
01/27/2016	EOD	1,496,420.7100	0.0000020337	3.04	0.00	0.00	23.39
01/28/2016	EOD	1,498,420.7100	0.0000012666	1.90	0.00	0.00	30.27
01/29/2016	EOD	1,498,450.9800	0.0000045936	6.88	0.00	0.00	0.00
<b>Total: Accrual computed without daily compounding</b>							
<b>Accrued Dividend prior to 01/01/2016:</b>				<b>0.00</b>			
<b>Total:</b>							<b>30.27</b>

January 2016 Bank Reconciliation:

Beginning Bank Balance: \$1,318,417.84

Cleared Deposits/Cash Receipts: \$ 277,054.08

Deposits \$ 78,012.75


Journal Entries \$ 199,041.33

Interest Earned: \$ 30.27

Cleared Checks/Payments: \$ 38,503.34

Payments Cleared \$ 38,503.34

Ending Bank Balance: \$1,556,998.85

Reconciliation Completed By:  2/5/16

Reconciliation Reviewed By: \_\_\_\_\_

Details Report Search

Date: 02/05/2016 Period: 5/16

**Bank Statement Information**

Bank Account \* UNION BANK AND TRUST  
 Statement Begin Date \* 01/05/2016  Beginning Balance \* 1,318,417.84  
 Statement End Date \* 02/01/2016  Ending Balance \* 1,556,998.85

**Interest/Fees**

Date \* 01/31/2016  Complete   
 Period \* 5 Interest Earned \* 30.27  
 Year \* 2016 Fees Charged \* 0.00

Deposits Payments Journal Entries Adjustments Voids

**Deposits**

Clear	Deposit Date	Deposit	Amount
<input type="checkbox"/>	07/20/2015		465.20
<input type="checkbox"/>	07/24/2015		1,773.18
<input checked="" type="checkbox"/>	01/08/2016		8,035.33
<input checked="" type="checkbox"/>	01/15/2016		2,450.92
<input checked="" type="checkbox"/>	01/19/2016		1,089.84
<input checked="" type="checkbox"/>	01/21/2016		3,455.39
<input checked="" type="checkbox"/>	01/25/2016		46,954.94

**Transaction Totals**

Deposits	80,251.13
Payments	40,268.56
Journal Entries	199,052.50
Book Balance	1,557,483.18
Bank Ending Balance	1,556,998.85

**Cleared Amounts**

Bank Beginning Balance	1,318,417.84
Deposits	78,012.75
Payments	38,503.34
Journal Entries	199,041.33
Adjustments Debits	0.00
Adjustments Credits	0.00
Interest Earned	30.27
Fees Charged	0.00
Reconciled Ending Balance	1,556,998.85

**Uncleared Amounts**

Deposits	2,238.38
Payments	1,765.22
Journal Entries	11.17
Difference	0.00

SUNGARD PENTAMATION  
 DATE: 02/05/2016  
 TIME: 14:48:00

BANK ACCOUNT: UNION BANK AND TRUST

ESU COORDINATING COUNCIL  
 BANK ACCOUNT RECONCILIATION REPORT  
 PAYMENTS LIST

PAGE NUMBER: 2  
 BNKACCTRCN  
 BANK ACCOUNT: UNION BANK AND TRUST

STATEMENT BEGIN DATE: 01/05/2016  
 STATEMENT END DATE: 02/01/2016

BEGINNING BALANCE: 1,318,417.84  
 ENDING BALANCE: 1,556,998.85

INTEREST EARNED: 30.27  
 FEES CHARGED: 0.00

CLEARED	CHECK DATE	CHECK NUMBER	AMOUNT	CHECK TYPE	CLEAR DATE	VENDOR	VENDOR NAME
Y	12/17/2015	13202	382.93	MANUAL	02/01/2016	1324	ESU 9
Y	12/17/2015	13206	356.00	MANUAL	02/01/2016	1085	HOLIDAY INN EXPRESS
Y	12/17/2015	13213	1,847.30	MANUAL	02/01/2016	1079	TECHNICAL EVALUATION SRVCS/ASMNTS
Y	12/17/2015	13220	400.00	MANUAL	02/01/2016	1204	FREMONT PUBLIC SCHOOLS
Y	12/17/2015	13222	200.00	MANUAL	02/01/2016	1261	MINATARE PUBLIC SCHOOLS
Y	12/17/2015	13224	100.00	MANUAL	02/01/2016	1329	PAPILLION-LAVISTA SCHOOLS
Y	12/17/2015	13226	300.00	MANUAL	02/01/2016	1327	STUART PUBLIC SCHOOLS
Y	12/17/2015	13240	9,480.00	MANUAL	02/01/2016	1054	RMC RESEARCH CORPORATION
Y	12/17/2015	13243	800.00	MANUAL	02/01/2016	1051	HARVILL ENTERPRISES
Y	12/17/2015	13246	1,016.20	MANUAL	02/01/2016	1068	ESU 13
Y	12/17/2015	13248	178.00	MANUAL	02/01/2016	1332	HOLIDAY INN EXPRESS
Y	12/17/2015	13253	779.18	MANUAL	02/01/2016	1086	SCOTT ISAACSON
Y	12/17/2015	13254	492.16	MANUAL	02/01/2016	1314	BETH KABES
Y	12/17/2015	13259	530.00	MANUAL	02/01/2016	1247	KSB SCHOOL LAW
Y	01/15/2016	13260	53.55	MANUAL	02/01/2016	1318	BROMM & ASSOCIATES
Y	01/15/2016	13261	825.00	MANUAL	02/01/2016	1041	NASB
N	01/15/2016	13262	800.00	MANUAL	02/01/2016	1051	HARVILL ENTERPRISES
Y	01/15/2016	13263	175.00	MANUAL	02/01/2016	1052	SOLIANT CONSULTING INC
Y	01/15/2016	13264	1,200.92	MANUAL	02/01/2016	1057	ESU 3
Y	01/15/2016	13265	7,480.00	MANUAL	02/01/2016	1067	ESU 10
Y	01/15/2016	13266	165.80	MANUAL	02/01/2016	1108	ESU 11
N	01/15/2016	13267	89.00	MANUAL	02/01/2016	1332	HOLIDAY INN EXPRESS
Y	01/15/2016	13268	145.98	MANUAL	02/01/2016	1073	RODEWAY INN
Y	01/15/2016	13269	2,435.95	MANUAL	02/01/2016	1155	DAVID LUDWIG
Y	01/15/2016	13270	3,555.13	MANUAL	02/01/2016	1176	HELEN BANZHAF
Y	01/15/2016	13271	150.00	MANUAL	02/01/2016	1243	CENTRAL CITY PUBLIC SCHOOLS
Y	01/15/2016	13272	200.00	MANUAL	02/01/2016	1333	DAVID CITY PUBLIC SCHOOLS
Y	01/15/2016	13273	800.00	MANUAL	02/01/2016	1334	GRETNA PUBLIC SCHOOLS
Y	01/15/2016	13274	100.00	MANUAL	02/01/2016	1092	KEARNEY PUBLIC SCHOOLS
N	01/15/2016	13275	400.00	MANUAL	02/01/2016	1335	RALSTON PUBLIC SCHOOLS
Y	01/15/2016	13276	200.00	MANUAL	02/01/2016	1259	ARAPAHOE-HOLBROOK PUBLIC SCHOOLS
N	01/15/2016	13277	300.00	MANUAL	02/01/2016	1276	SEWARD PUBLIC SCHOOLS
N	01/15/2016	13278	176.22	MANUAL	02/01/2016	1082	ZOOM
Y	01/15/2016	EFT00032	4,124.24	MANUAL	02/01/2016	1039	UNION BANK & TRUST COMPANY
Y	01/19/2016	EFT00033	30.00	MANUAL	02/01/2016	1195	NEBRASKA DEPARTMENT OF REVENUE

TOTAL PAYMENTS 40,268.56  
 TOTAL CLEARED PAYMENTS 38,503.34  
 TOTAL UNCLEARED PAYMENTS 1,765.22

SUNGARD PENTAMATION  
 DATE: 02/05/2016  
 TIME: 14:48:00

PAGE NUMBER: 1  
 BNKACTRCN  
 BANK ACCOUNT: UNION BANK AND TRUST

ESU COORDINATING COUNCIL  
 BANK ACCOUNT RECONCILIATION REPORT  
 DEPOSITS LIST

BANK ACCOUNT: UNION BANK AND TRUST

STATEMENT BEGIN DATE: 01/05/2016  
 STATEMENT END DATE: 02/01/2016

BEGINNING BALANCE: 1,318,417.84  
 ENDING BALANCE: 1,556,998.85

INTEREST EARNED: 30.27  
 FEES CHARGED: 0.00

CLEARED	DATE	RECEIPT	AMOUNT	DESCRIPTION	CONTROL NUMBER
DEPOSIT: BLANK		07/20/2015			
N	08/25/2015		232.60	COOP SYSCO ADMIN FEES	072015PQ
N	08/25/2015		232.60	COOP SYSCO ADMIN FEES	072015PQ
N	08/25/2015		886.59	COOP SYSCO ADMIN FEES	072415PQ
N	08/25/2015		886.59	COOP SYSCO ADMIN FEES	072415PQ
Y	01/12/2016		8,035.33	COOP SYSCO ADMIN FEE	010816PQ
Y	01/18/2016		2,434.15	COOP INSIGHT ADMIN FEE	011516PQ
Y	01/18/2016		5.68	COOP KONICA MINOLTA	011516PQ
Y	01/18/2016		11.09	COOP MIDWEST TECH	011516PQ
Y	01/19/2016		836.94	COOP DAKTRONICS ADMIN FEE	011916PQ
Y	01/21/2016		3,455.39	COOP INTERLINE ADMIN FEE	012116PQ
Y	01/29/2016		252.50	COOP SYSCO ADMIN FEE	011916PQ
Y	01/29/2016		46,954.94	NMPDS GRANT FUNDS	012516PQ
Y	01/29/2016		5,306.05	COOP CDW ADMIN FEE	012616PQ
Y	01/29/2016		799.80	COOP JOURNEY ED ADMIN FEE	012616PQ
Y	01/29/2016		26.34	COOP KYOCERA FEE	012616PQ
Y	01/29/2016		1,619.45	COOP VOSS ADMIN FEE	012716PQ
Y	02/01/2016		8,274.69	COOP SYSCO ADMIN FEE	012916PQ
DEPOSIT: BLANK		01/29/2016	80,251.13		
TOTAL DEPOSITS			80,251.13		
TOTAL CLEARED DEPOSITS			78,012.75		
TOTAL UNCLEARED DEPOSITS			2,238.38		



SUNGARD PENTAMATION  
 DATE: 02/05/2016  
 TIME: 14:48:00

BANK ACCOUNT: UNION BANK AND TRUST

STATEMENT BEGIN DATE: 01/05/2016  
 STATEMENT END DATE: 02/01/2016

ESU COORDINATING COUNCIL  
 BANK ACCOUNT RECONCILIATION REPORT  
 JOURNAL ENTRIES LIST

PAGE NUMBER: 3  
 BNKACTRCN  
 BANK ACCOUNT: UNION BANK AND TRUST

BEGINNING BALANCE: 1,318,417.84 INTEREST EARNED: 30.27  
 ENDING BALANCE: 1,556,998.85 FEES CHARGED: 0.00

CLEARED	DATE	JE NUMBER	AMOUNT	DESCRIPTION	CONTROL NO	JE DESCRIPTION
N	08/25/2015	BANKREC	11.17	RECONCILIATION INTEREST	20150731	
Y	01/07/2016	56	23,033.00	RECEIVABLE-RC- 010416PQ	010416PQ	
Y	01/07/2016	58	2,520.00	RECEIVABLE-RC- 010716PQ	010716PQ	
Y	01/29/2016	60	168,000.00	RECEIVABLE-RC- 012016P	012016PQ	
Y	01/29/2016	61	304.33	RECEIVABLE-RC- 012616PQ	012616PQ	
Y	01/29/2016	62	5,184.00	RECEIVABLE-RC- 012216PQ	012216PQ	

TOTAL JOURNAL ENTRIES 199,052.50  
 TOTAL CLEARED JOURNAL ENTRIES 199,041.33  
 TOTAL UNCLEARED JOURNAL ENTRIES 11.17

SUNGARD PENTAMATION  
 DATE: 02/09/2016  
 TIME: 09:14:15

ESU COORDINATING COUNCIL  
 CHECK REGISTER - BY FUND

PAGE NUMBER: 1  
 ACCTPA21

SELECTION CRITERIA: transact.yr='16' and transact.period='5'  
 ACCOUNTING PERIOD: 5/16

FUND - 01 - GENERAL FUND

CASH ACCT	CHECK NO	ISSUE DT	VENDOR	NAME	ORG UNIT	ACCNT	----DESCRIPTION----	SALES TAX	AMOUNT
09000	13259	01/15/16	1247	KSB SCHOOL LAW	0110100000	23170	ESUCC LEGAL SERVICE	0.00	227.90
09000	13259	01/15/16	1247	KSB SCHOOL LAW	0130300000	23170	COOP LEGAL SERVICE	0.00	227.90
09000	13259	01/15/16	1247	KSB SCHOOL LAW	0140400000	23170	SRS LEGAL SERVICE	0.00	31.80
09000	13259	01/15/16	1247	KSB SCHOOL LAW	0160600000	23170	IMAT LEGAL SERVICE	0.00	14.13
09000	13259	01/15/16	1247	KSB SCHOOL LAW	0160620000	23170	DEC LEGAL SERVICE	0.00	14.14
09000	13259	01/15/16	1247	KSB SCHOOL LAW	0160641000	23170	LMS LEGAL SERVICE	0.00	14.13
TOTAL CHECK									530.00
09000	13260	01/15/16	1318	BROMM & ASSOCIATES	0110100000	26700	ESUCC LOBBYIST TRAV	0.00	53.55
09000	13261	01/15/16	1041	NASB	0140400000	23270	SRS RENT LINCOLN	0.00	825.00
09000	13262	01/15/16	1051	HARVILL ENTERPRISES	0140400000	23180	SRS CONTRACTED SERV	0.00	800.00
09000	13263	01/15/16	1052	SOLIANT CONSULTING	0140400000	23180	SRS CONTRACTED SERV	0.00	175.00
09000	13264	01/15/16	1057	ESU 3	0110100000	24100	ESUCC SUPPLIES/FORM	0.00	8.40
09000	13264	01/15/16	1057	ESU 3	0110100000	23270	ESUCC RENT OMAHA	0.00	477.60
09000	13264	01/15/16	1057	ESU 3	0130300000	23270	COOP RENT OMAHA	0.00	90.65
09000	13264	01/15/16	1057	ESU 3	0140400000	23270	SRS RENT OMAHA	0.00	54.70
09000	13264	01/15/16	1057	ESU 3	0160600000	23270	IMAT RENT OMAHA	0.00	86.34
09000	13264	01/15/16	1057	ESU 3	0160620000	23270	DEC RENT OMAHA	0.00	200.27
09000	13264	01/15/16	1057	ESU 3	0160641000	23270	LMS RENT OMAHA	0.00	156.07
09000	13264	01/15/16	1057	ESU 3	0110100000	23820	ESUCC PHONE OMAHA	0.00	50.02
09000	13264	01/15/16	1057	ESU 3	0160641000	23820	LMS PHONE OMAHA	0.00	50.02
09000	13264	01/15/16	1057	ESU 3	0110100000	23810	ESUCC POSTAGE OMAHA	0.00	26.85
TOTAL CHECK									1,200.92
09000	13265	01/15/16	1067	ESU 10	0160620000	23180	DEC NVIS	0.00	7,480.00
09000	13266	01/15/16	1108	ESU 11	0130300000	23525	COOP PRINTING HOLDR	0.00	15.80
09000	13266	01/15/16	1108	ESU 11	0130300000	23270	COOP RENT HOLDREGE	0.00	150.00
TOTAL CHECK									165.80
09000	13267	01/15/16	1332	HOLIDAY INN EXPRESS	0150560000	23180	CRISIS DUDLEY LODGI	0.00	89.00
09000	13268	01/15/16	1073	RODEWAY INN	0130300000	26700	COOP TRAVEL/LODGING	0.00	145.98
09000	13269	01/15/16	1155	DAVID LUDWIG	0110100000	26700	ESUCC TRAVEL EXPENS	0.00	2,435.95
09000	13270	01/15/16	1176	HELEN BANZHAF	0150570400	23180	NMPDS CONTRACTED SE	0.00	3,333.33
09000	13270	01/15/16	1176	HELEN BANZHAF	0150570400	26700	NMPDS TRAVEL EXPENS	0.00	171.80
09000	13270	01/15/16	1176	HELEN BANZHAF	0150570400	24100	NMPDS PHONE EXPENSE	0.00	50.00
TOTAL CHECK									3,555.13
09000	13271	01/15/16	1243	CENTRAL CITY PUBLIC	0150570400	23180	NMPDS SUB REIMBURSE	0.00	100.00
09000	13271	01/15/16	1243	CENTRAL CITY PUBLIC	0150570400	26700	NMPDS TRAVEL STIPEN	0.00	50.00
TOTAL CHECK									150.00
09000	13272	01/15/16	1333	DAVID CITY PUBLIC S	0150570400	23180	NMPDS SUB REIMBURSE	0.00	200.00
09000	13273	01/15/16	1334	GRETNA PUBLIC SCHOO	0150570400	23180	NMPDS SUB REIMBURSE	0.00	800.00

SUNGARD PENTAMATION  
 DATE: 02/09/2016  
 TIME: 09:14:15

ESU COORDINATING COUNCIL  
 CHECK REGISTER - BY FUND

PAGE NUMBER: 2  
 ACCTPA21

SELECTION CRITERIA: transact.yr='16' and transact.period='5'  
 ACCOUNTING PERIOD: 5/16

FUND - 01 - GENERAL FUND

CASH ACCT	CHECK NO	ISSUE DT	VENDOR	NAME	ORG UNIT	ACCNT	----DESCRIPTION----	SALES TAX	AMOUNT
09000	13274	01/15/16	1092	KEARNEY PUBLIC SCHO	0150570400	23180	NMPDS SUB REIMBURSE	0.00	100.00
09000	13275	01/15/16	1335	RALSTON PUBLIC SCHO	0150570400	23180	NMPDS SUB REIMBURSE	0.00	400.00
09000	13276	01/15/16	1259	ARAPAHOE-HOLBROOK P	0150570400	23180	NMPDS SUB REIMBURSE	0.00	200.00
09000	13277	01/15/16	1276	SEWARD PUBLIC SCHOO	0150570400	23180	NMPDS SUB REIMBURSE	0.00	200.00
09000	13277	01/15/16	1276	SEWARD PUBLIC SCHOO	0150570400	26700	NMPDS TRAVEL STIPEN	0.00	100.00
TOTAL CHECK								0.00	300.00
09000	13278	01/15/16	1082	ZOOM	0160620000	24650	DEC ZOOM LICENSES	0.00	176.22
09000	EFT00032	01/15/16	1039	UNION BANK & TRUST	0140400000	24650	SRS SOFTWARE GITHUB	0.00	25.00
09000	EFT00032	01/15/16	1039	UNION BANK & TRUST	0150575400	23180	SLDS JITBIT	0.00	1,999.00
09000	EFT00032	01/15/16	1039	UNION BANK & TRUST	0160620000	26700	DEC TRAVEL /PARKING	0.00	4.00
09000	EFT00032	01/15/16	1039	UNION BANK & TRUST	0140400000	23180	SRS ATLISSIAN	0.00	10.00
09000	EFT00032	01/15/16	1039	UNION BANK & TRUST	0140400000	23180	SRS CONTRACTED SERV	0.00	0.30
09000	EFT00032	01/15/16	1039	UNION BANK & TRUST	0130300000	26700	COOP TRAVEL EXPENSE	0.00	433.07
09000	EFT00032	01/15/16	1039	UNION BANK & TRUST	0130300000	26800	COOP CONF/MEETING E	0.00	1,250.48
09000	EFT00032	01/15/16	1039	UNION BANK & TRUST	0110100000	26700	ESUCC TRAVEL/PARKIN	0.00	17.00
09000	EFT00032	01/15/16	1039	UNION BANK & TRUST	0110100000	26700	ESUCC TRAVEL EXPENS	0.00	385.39
TOTAL CHECK								0.00	4,124.24
09000	EFT00033	01/19/16	1195	NEBRASKA DEPARTMENT	0160600000	26850	IMAT MARSHALL MEMO	0.00	30.00
TOTAL CASH ACCOUNT								0.00	23,936.79
TOTAL FUND								0.00	23,936.79
TOTAL REPORT								0.00	23,936.79

SUNGARD PENTAMATION  
 DATE: 02/09/2016  
 TIME: 09:12:09

ESU COORDINATING COUNCIL  
 BUDGET CONTROL STATUS

PAGE NUMBER: 1  
 BUDSTAT1

SELECTION CRITERIA: ALL  
 ACCOUNTING PERIOD: 5/16

ACCOUNT	TITLE	BUDGET	PERIOD EXPENDITURES	ENCUMBRANCES OUTSTANDING	YEAR TO DATE ENC + EXP	AVAILABLE BALANCE	YTD/ BUD
ORG UNIT - 0110100000 - GENERAL ESUCC/ADM							
21000	SALARIES	.00	.00	.00	.00	.00	.00
21100	REGULAR SALARIES	118,656.00	.00	.00	39,560.72	79,095.28	33.34
21200	SUB OR TEMP	.00	.00	.00	.00	.00	.00
22000	EMPLOYEE BENEFITS	.00	.00	.00	.00	.00	.00
22100	SOCIAL SECURITY	8,570.00	.00	.00	1,724.84	6,845.16	20.13
22200	RETIREMENT	11,721.00	.00	.00	3,907.72	7,813.28	33.34
22300	HEALTH INSURANCE	.00	.00	.00	.00	.00	.00
22305	FLEX SPEND	.00	.00	.00	1.40	-1.40	.00
22400	WORK COMP	712.00	.00	.00	237.28	474.72	33.33
22600	LIFE INSURANCE	.00	.00	.00	.00	.00	.00
22830	UNEMPLOYMENT INS	.00	.00	.00	.00	.00	.00
23000	PURCHASED SERVICES	.00	.00	.00	.00	.00	.00
23140	LOBBYIST FEES	30,200.00	.00	.00	14,150.00	16,050.00	46.85
23150	ACCOUNTING/AUDIT	13,330.00	.00	.00	.00	13,330.00	.00
23160	FISCAL MANAGEMENT FEE	2,500.00	.00	.00	824.00	1,676.00	32.96
23170	LEGAL SERVICES	25,216.00	227.90	.00	5,718.71	19,497.29	22.68
23180	CONTRACTED SERVICES	3,000.00	.00	.00	1,500.00	1,500.00	50.00
23190	PROFESSIONAL DEVELOPMENT	.00	.00	.00	112.59	-112.59	.00
23240	UTILITIES	.00	.00	.00	.00	.00	.00
23270	RENTAL/LEASES	5,405.00	477.60	.00	2,388.00	3,017.00	44.18
23280	INSURANCE/BONDS	8,496.00	.00	.00	956.00	7,540.00	11.25
23500	ADVERTISING	1,500.00	.00	.00	790.50	709.50	52.70
23525	PRINTING	2,000.00	.00	.00	629.51	1,370.49	31.48
23810	POSTAGE	750.00	38.94	.00	182.91	567.09	24.39
23820	PHONE	600.00	50.02	.00	248.10	351.90	41.35
23830	COMPUTER/INTERNET SERVICE	.00	.00	.00	.00	.00	.00
24000	SUPPLIES/MATERIALS	.00	.00	.00	.00	.00	.00
24100	SUPPLIES	400.00	8.40	.00	134.50	265.50	33.63
24400	PERIODICALS	.00	.00	.00	.00	.00	.00
24625	REPAIRS	.00	.00	.00	.00	.00	.00
24650	COMPUTER SOFTWARE/LICENSE	750.00	.00	.00	.00	750.00	.00
24675	LONG TERM PROJECTS	.00	.00	.00	.00	.00	.00
25000	CAPITAL OUTLAY	.00	.00	.00	.00	.00	.00
25300	FURNITURE AND EQUIPMENT	.00	.00	.00	.00	.00	.00
25600	COMPUTER HARDWARE	1,000.00	.00	.00	364.24	635.76	36.42
26000	OTHER EXPENSES	.00	.00	.00	.00	.00	.00
26300	DUES/FEES	15,330.00	.00	.00	14,170.00	1,160.00	92.43
26700	TRAVEL EXPENSES/MILEAGE	25,743.00	2,891.89	.00	9,597.73	16,145.27	37.28
26800	CONFERENCE/CONVENTION/MTG	7,500.00	.00	.00	1,668.13	5,831.87	22.24
26850	PROGRAM PURCHASES	.00	.00	.00	.00	.00	.00
26900	CONTINGENCY	.00	.00	.00	.00	.00	.00
27000	TRANSFERS	28,569.00	.00	.00	.00	28,569.00	.00
TOTAL	GENERAL ESUCC/ADM	311,948.00	3,694.75	.00	98,866.88	213,081.12	31.69

ORG UNIT - 0120100000 - GENERAL ADM GENERAL

21100	REGULAR SALARIES	.00	.00	.00	.00	.00	.00
-------	------------------	-----	-----	-----	-----	-----	-----

SUNGARD PENTAMATION  
 DATE: 02/09/2016  
 TIME: 09:12:09

ESU COORDINATING COUNCIL  
 BUDGET CONTROL STATUS

PAGE NUMBER: 2  
 BUDSTAT1

SELECTION CRITERIA: ALL  
 ACCOUNTING PERIOD: 5/16

ACCOUNT	TITLE	BUDGET	PERIOD EXPENDITURES	ENCUMBRANCES OUTSTANDING	YEAR TO DATE ENC + EXP	AVAILABLE BALANCE	YTD/ BUD
22100	SOCIAL SECURITY	.00	.00	.00	.00	.00	.00
22200	RETIREMENT	.00	.00	.00	.00	.00	.00
22300	HEALTH INSURANCE	.00	.00	.00	.00	.00	.00
22305	FLEX SPEND	.00	.00	.00	.00	.00	.00
22400	WORK COMP	.00	.00	.00	.00	.00	.00
22600	LIFE INSURANCE	.00	.00	.00	.00	.00	.00
22830	UNEMPLOYMENT INS	.00	.00	.00	.00	.00	.00
23180	CONTRACTED SERVICES	.00	.00	.00	.00	.00	.00
23190	PROFESSIONAL DEVELOPMENT	.00	.00	.00	.00	.00	.00
23240	UTILITIES	.00	.00	.00	.00	.00	.00
23270	RENTAL/LEASES	.00	.00	.00	.00	.00	.00
23280	INSURANCE/BONDS	.00	.00	.00	.00	.00	.00
23500	ADVERTISING	.00	.00	.00	.00	.00	.00
23525	PRINTING	.00	.00	.00	.00	.00	.00
23810	POSTAGE	.00	.00	.00	.00	.00	.00
23820	PHONE	.00	.00	.00	.00	.00	.00
23830	COMPUTER/INTERNET SERVICE	.00	.00	.00	.00	.00	.00
24100	SUPPLIES	.00	.00	.00	.00	.00	.00
24400	PERIODICALS	.00	.00	.00	.00	.00	.00
24625	REPAIRS	.00	.00	.00	.00	.00	.00
24650	COMPUTER SOFTWARE/LICENSE	.00	.00	.00	.00	.00	.00
24675	LONG TERM PROJECTS	.00	.00	.00	.00	.00	.00
25300	FURNITURE AND EQUIPMENT	.00	.00	.00	.00	.00	.00
25600	COMPUTER HARDWARE	.00	.00	.00	.00	.00	.00
26300	DUES/FEES	.00	.00	.00	.00	.00	.00
26700	TRAVEL EXPENSES/MILEAGE	.00	.00	.00	.00	.00	.00
26800	CONFERENCE/CONVENTION/MTG	.00	.00	.00	.00	.00	.00
26900	CONTINGENCY	.00	.00	.00	.00	.00	.00
TOTAL	GENERAL ADM GENERAL	.00	.00	.00	.00	.00	.00

ORG UNIT - 0130300000 - COOP COOP GENERAL

21100	REGULAR SALARIES	241,951.00	.00	.00	80,654.20	161,296.80	33.33
21200	SUB OR TEMP	.00	.00	.00	.00	.00	.00
22000	EMPLOYEE BENEFITS	.00	.00	.00	.00	.00	.00
22100	SOCIAL SECURITY	15,347.00	.00	.00	4,594.71	10,752.29	29.94
22200	RETIREMENT	23,899.00	.00	.00	7,966.88	15,932.12	33.34
22300	HEALTH INSURANCE	.00	.00	.00	.00	.00	.00
22305	FLEX SPEND	.00	.00	.00	2.11	-2.11	.00
22400	WORK COMP	1,452.00	.00	.00	484.12	967.88	33.34
22600	LIFE INSURANCE	.00	.00	.00	.00	.00	.00
22830	UNEMPLOYMENT INS	.00	.00	.00	.00	.00	.00
23150	ACCOUNTING/AUDIT	13,330.00	.00	.00	.00	13,330.00	.00
23160	FISCAL MANAGEMENT FEE	.00	.00	.00	.00	.00	.00
23170	LEGAL SERVICES	53,650.00	227.90	.00	5,718.69	47,931.31	10.66
23180	CONTRACTED SERVICES	5,000.00	.00	.00	.00	5,000.00	.00
23190	PROFESSIONAL DEVELOPMENT	.00	.00	.00	.00	.00	.00
23240	UTILITIES	.00	.00	.00	.00	.00	.00
23270	RENTAL/LEASES	17,346.00	240.65	.00	5,319.24	12,026.76	30.67
23280	INSURANCE/BONDS	384.00	.00	.00	128.00	256.00	33.33
23500	ADVERTISING	2,500.00	.00	.00	1,613.00	887.00	64.52

SUNGARD PENTAMATION  
 DATE: 02/09/2016  
 TIME: 09:12:09

ESU COORDINATING COUNCIL  
 BUDGET CONTROL STATUS

PAGE NUMBER: 3  
 BUDSTAT1

SELECTION CRITERIA: ALL  
 ACCOUNTING PERIOD: 5/16

ACCOUNT	TITLE	BUDGET	PERIOD EXPENDITURES	ENCUMBRANCES OUTSTANDING	YEAR TO DATE ENC + EXP	AVAILABLE BALANCE	YTD/ BUD
23525	PRINTING	500.00	15.80	.00	155.01	344.99	31.00
23810	POSTAGE	3,000.00	3.40	.00	378.05	2,621.95	12.60
23820	PHONE	1,368.00	.00	.00	336.00	1,032.00	24.56
23830	COMPUTER/INTERNET SERVICE	.00	.00	.00	.00	.00	.00
24100	SUPPLIES	3,000.00	.00	177.00	490.58	2,509.42	16.35
24400	PERIODICALS	.00	.00	.00	.00	.00	.00
24625	REPAIRS	.00	.00	.00	.00	.00	.00
24650	COMPUTER SOFTWARE/LICENSE	300,000.00	.00	.00	69,500.00	230,500.00	23.17
24675	LONG TERM PROJECTS	.00	.00	.00	.00	.00	.00
25300	FURNITURE AND EQUIPMENT	.00	.00	.00	.00	.00	.00
25600	COMPUTER HARDWARE	1,000.00	.00	.00	-174.51	1,174.51	-17.45
26300	DUES/FEES	4,190.00	.00	.00	.00	4,190.00	.00
26600	REPAYMENT MEMBER EQUITY	.00	.00	.00	.00	.00	.00
26700	TRAVEL EXPENSES/MILEAGE	15,000.00	579.05	.00	4,504.01	10,495.99	30.03
26800	CONFERENCE/CONVENTION/MTG	8,100.00	1,250.48	.00	2,984.88	5,115.12	36.85
26850	PROGRAM PURCHASES	.00	.00	.00	.00	.00	.00
26900	CONTINGENCY	.00	.00	.00	.00	.00	.00
TOTAL	COOP COOP GENERAL	711,017.00	2,317.28	177.00	184,654.97	526,362.03	25.97

ORG UNIT - 0140400000 - SRS SRS GENERAL

21100	REGULAR SALARIES	294,144.00	.00	.00	98,048.40	196,095.60	33.33
21200	SUB OR TEMP	.00	.00	.00	.00	.00	.00
22000	EMPLOYEE BENEFITS	.00	.00	.00	.00	.00	.00
22100	SOCIAL SECURITY	20,354.00	.00	.00	6,684.89	13,669.11	32.84
22200	RETIREMENT	29,055.00	.00	.00	9,685.04	19,369.96	33.33
22300	HEALTH INSURANCE	.00	.00	.00	.00	.00	.00
22305	FLEX SPEND	.00	.00	.00	2.11	-2.11	.00
22400	WORK COMP	1,765.00	.00	.00	588.36	1,176.64	33.33
22600	LIFE INSURANCE	.00	.00	.00	.00	.00	.00
22830	UNEMPLOYMENT INS	.00	.00	.00	.00	.00	.00
23150	ACCOUNTING/AUDIT	1,860.00	.00	.00	.00	1,860.00	.00
23170	LEGAL SERVICES	3,300.00	31.80	.00	797.96	2,502.04	24.18
23180	CONTRACTED SERVICES	60,350.00	985.30	.00	23,493.05	36,856.95	38.93
23190	PROFESSIONAL DEVELOPMENT	.00	.00	.00	.00	.00	.00
23240	UTILITIES	.00	.00	.00	.00	.00	.00
23270	RENTAL/LEASES	9,942.00	879.70	.00	4,198.50	5,743.50	42.23
23280	INSURANCE/BONDS	.00	.00	.00	.00	.00	.00
23500	ADVERTISING	.00	.00	.00	.00	.00	.00
23525	PRINTING	200.00	.00	.00	59.28	140.72	29.64
23810	POSTAGE	100.00	1.46	.00	10.68	89.32	10.68
23820	PHONE	1,549.00	.00	.00	256.28	1,292.72	16.54
23830	COMPUTER/INTERNET SERVICE	4,188.00	.00	.00	620.48	3,567.52	14.82
24100	SUPPLIES	500.00	.00	.00	-16.05	516.05	-3.21
24400	PERIODICALS	.00	.00	.00	.00	.00	.00
24625	REPAIRS	.00	.00	.00	.00	.00	.00
24650	COMPUTER SOFTWARE/LICENSE	3,700.00	25.00	.00	100.00	3,600.00	2.70
24675	LONG TERM PROJECTS	.00	.00	.00	.00	.00	.00
25300	FURNITURE AND EQUIPMENT	.00	.00	.00	.00	.00	.00
25600	COMPUTER HARDWARE	2,500.00	.00	.00	117.08	2,382.92	4.68
26300	DUES/FEES	.00	.00	.00	.00	.00	.00

SUNGARD PENTAMATION  
 DATE: 02/09/2016  
 TIME: 09:12:09

ESU COORDINATING COUNCIL  
 BUDGET CONTROL STATUS

PAGE NUMBER: 4  
 BUDSTAT1

SELECTION CRITERIA: ALL  
 ACCOUNTING PERIOD: 5/16

ACCOUNT	TITLE	BUDGET	PERIOD EXPENDITURES	ENCUMBRANCES OUTSTANDING	YEAR TO DATE ENC + EXP	AVAILABLE BALANCE	YTD/BUD
26700	TRAVEL EXPENSES/MILEAGE	9,340.00	.00	.00	1,844.48	7,495.52	19.75
26800	CONFERENCE/CONVENTION/MTG	3,029.00	.00	.00	917.09	2,111.91	30.28
26850	PROGRAM PURCHASES	.00	.00	.00	.00	.00	.00
26900	CONTINGENCY	.00	.00	.00	.00	.00	.00
TOTAL	SRS SRS GENERAL	445,876.00	1,923.26	.00	147,407.63	298,468.37	33.06

ORG UNIT - 0150500000 - PROF DEV PD GENERAL

21100	REGULAR SALARIES	24,276.00	.00	.00	8,093.52	16,182.48	33.34
22000	EMPLOYEE BENEFITS	.00	.00	.00	.00	.00	.00
22100	SOCIAL SECURITY	1,749.00	.00	.00	402.24	1,346.76	23.00
22200	RETIREMENT	2,398.00	.00	.00	799.44	1,598.56	33.34
22300	HEALTH INSURANCE	.00	.00	.00	.00	.00	.00
22305	FLEX SPEND	.00	.00	.00	.00	.00	.00
22400	WORK COMP	146.00	.00	.00	48.56	97.44	33.26
23525	PRINTING	.00	.00	.00	.00	.00	.00
23810	POSTAGE	.00	.00	.00	10.88	-10.88	.00
24100	SUPPLIES	.00	.00	.00	.00	.00	.00
26700	TRAVEL EXPENSES/MILEAGE	.00	.00	.00	.00	.00	.00
TOTAL	PROF DEV PD GENERAL	28,569.00	.00	.00	9,354.64	19,214.36	32.74

ORG UNIT - 0150500200 - PROF DEV PD ESU

23170	LEGAL SERVICES	1,000.00	.00	.00	.00	1,000.00	.00
23180	CONTRACTED SERVICES	4,000.00	.00	.00	.00	4,000.00	.00
23190	PROFESSIONAL DEVELOPMENT	.00	.00	.00	.00	.00	.00
23810	POSTAGE	250.00	.00	.00	.00	250.00	.00
24100	SUPPLIES	500.00	.00	.00	.00	500.00	.00
26700	TRAVEL EXPENSES/MILEAGE	1,000.00	.00	.00	99.95	900.05	10.00
26800	CONFERENCE/CONVENTION/MTG	12,750.00	.00	.00	3,180.00	9,570.00	24.94
TOTAL	PROF DEV PD ESU	19,500.00	.00	.00	3,279.95	16,220.05	16.82

ORG UNIT - 0150500400 - PROF DEV PD FEDERAL

23180	CONTRACTED SERVICES	1,450,000.00	.00	.00	.00	1,450,000.00	.00
TOTAL	PROF DEV PD FEDERAL	1,450,000.00	.00	.00	.00	1,450,000.00	.00

ORG UNIT - 0150510200 - PROF DEV NOC ESU

23190	PROFESSIONAL DEVELOPMENT	21,000.00	.00	.00	1,250.00	19,750.00	5.95
24400	PERIODICALS	5,640.00	.00	.00	5,640.00	.00	100.00
26800	CONFERENCE/CONVENTION/MTG	1,550.00	.00	.00	712.93	837.07	46.00
TOTAL	PROF DEV NOC ESU	28,190.00	.00	.00	7,602.93	20,587.07	26.97

SUNGARD PENTAMATION  
 DATE: 02/09/2016  
 TIME: 09:12:09

ESU COORDINATING COUNCIL  
 BUDGET CONTROL STATUS

PAGE NUMBER: 5  
 BUDSTAT1

SELECTION CRITERIA: ALL  
 ACCOUNTING PERIOD: 5/16

ACCOUNT	TITLE	BUDGET	PERIOD EXPENDITURES	ENCUMBRANCES OUTSTANDING	YEAR TO DATE ENC + EXP	AVAILABLE BALANCE	YTD/ BUD
ORG UNIT - 0150520200 - PROF DEV SDA ESU							
23190	PROFESSIONAL DEVELOPMENT	7,300.00	.00	.00	6,597.78	702.22	90.38
26800	CONFERENCE/CONVENTION/MTG	9,100.00	28.29	.00	2,591.79	6,508.21	28.48
TOTAL	PROF DEV SDA ESU	16,400.00	28.29	.00	9,189.57	7,210.43	56.03
ORG UNIT - 0150530200 - PROF DEV ESPD ESU							
23170	LEGAL SERVICES	1,000.00	.00	.00	.00	1,000.00	.00
23190	PROFESSIONAL DEVELOPMENT	14,000.00	.00	.00	.00	14,000.00	.00
24100	SUPPLIES	.00	.00	.00	.00	.00	.00
26800	CONFERENCE/CONVENTION/MTG	1,000.00	.00	.00	.00	1,000.00	.00
TOTAL	PROF DEV ESPD ESU	16,000.00	.00	.00	.00	16,000.00	.00
ORG UNIT - 0150540200 - PROF DEV TAG ESU							
23190	PROFESSIONAL DEVELOPMENT	2,000.00	.00	.00	.00	2,000.00	.00
26700	TRAVEL EXPENSES/MILEAGE	2,000.00	.00	.00	.00	2,000.00	.00
26800	CONFERENCE/CONVENTION/MTG	4,300.00	.00	.00	1,140.00	3,160.00	26.51
TOTAL	PROF DEV TAG ESU	8,300.00	.00	.00	1,140.00	7,160.00	13.73
ORG UNIT - 0150550200 - PROF DEV NWEA ESU							
23180	CONTRACTED SERVICES	57,000.00	.00	.00	57,000.00	.00	100.00
23190	PROFESSIONAL DEVELOPMENT	30,250.00	.00	.00	30,314.21	-64.21	100.21
TOTAL	PROF DEV NWEA ESU	87,250.00	.00	.00	87,314.21	-64.21	100.07
ORG UNIT - 0150555300 - INTEL/PEP GRANT							
21100	REGULAR SALARIES	.00	.00	.00	.00	.00	.00
23180	CONTRACTED SERVICES	.00	.00	.00	.00	.00	.00
23190	PROFESSIONAL DEVELOPMENT	20,000.00	.00	.00	.00	20,000.00	.00
23500	ADVERTISING	.00	.00	.00	.00	.00	.00
24100	SUPPLIES	.00	.00	.00	2,397.66	-2,397.66	.00
26700	TRAVEL EXPENSES/MILEAGE	.00	.00	.00	.00	.00	.00
26800	CONFERENCE/CONVENTION/MTG	.00	.00	.00	.00	.00	.00
TOTAL	INTEL/PEP GRANT	20,000.00	.00	.00	2,397.66	17,602.34	11.99
ORG UNIT - 0150560000 - PROF DEV CRISIS GENERAL							
23180	CONTRACTED SERVICES	25,999.00	89.00	.00	11,643.74	14,355.26	44.79
23190	PROFESSIONAL DEVELOPMENT	9,400.00	.48	.00	2,869.83	6,530.17	30.53



SUNGARD PENTAMATION  
 DATE: 02/09/2016  
 TIME: 09:12:09

ESU COORDINATING COUNCIL  
 BUDGET CONTROL STATUS

PAGE NUMBER: 6  
 BUDSTAT1

SELECTION CRITERIA: ALL  
 ACCOUNTING PERIOD: 5/16

ACCOUNT	TITLE	BUDGET	PERIOD EXPENDITURES	ENCUMBRANCES OUTSTANDING	YEAR TO DATE ENC + EXP	AVAILABLE BALANCE	YTD/ BUD
TOTAL	PROF DEV CRISIS GENERAL	35,399.00	89.48	.00	14,513.57	20,885.43	41.00
ORG UNIT - 0150570400 - PROF DEV NMPDS GR FEDERAL							
21100	REGULAR SALARIES	19,155.00	.00	.00	6,384.92	12,770.08	33.33
22000	EMPLOYEE BENEFITS	.00	.00	.00	.00	.00	.00
22100	SOCIAL SECURITY	1,303.00	.00	.00	434.16	868.84	33.32
22200	RETIREMENT	1,892.00	.00	.00	630.68	1,261.32	33.33
22305	FLEX SPEND	.00	.00	.00	.00	.00	.00
22400	WORK COMP	115.00	.00	.00	38.32	76.68	33.32
23180	CONTRACTED SERVICES	259,618.00	5,333.33	.00	44,115.82	215,502.18	16.99
24100	SUPPLIES	11,256.00	53.84	.00	4,164.95	7,091.05	37.00
24650	COMPUTER SOFTWARE/LICENSE	1,633.00	.00	.00	.00	1,633.00	.00
26700	TRAVEL EXPENSES/MILEAGE	57,940.00	321.80	.00	10,754.32	47,185.68	18.56
26800	CONFERENCE/CONVENTION/MTG	47,089.00	.00	.00	17,842.56	29,246.44	37.89
26900	CONTINGENCY	100,000.00	.00	.00	.00	100,000.00	.00
TOTAL	PROF DEV NMPDS GR FEDERAL	500,001.00	5,708.97	.00	84,365.73	415,635.27	16.87
ORG UNIT - 0150575400 - SLDS GRANT							
23180	CONTRACTED SERVICES	200,000.00	1,999.00	.00	1,999.00	198,001.00	1.00
24650	COMPUTER SOFTWARE/LICENSE	.00	.00	.00	32,034.04	-32,034.04	.00
25600	COMPUTER HARDWARE	.00	.00	.00	75,285.88	-75,285.88	.00
TOTAL	SLDS GRANT	200,000.00	1,999.00	.00	109,318.92	90,681.08	54.66
ORG UNIT - 0150600200 - PROF DEV IMAT ESU							
23190	PROFESSIONAL DEVELOPMENT	175.00	.00	.00	-30.00	205.00	-17.14
24650	COMPUTER SOFTWARE/LICENSE	.00	.00	.00	.00	.00	.00
26800	CONFERENCE/CONVENTION/MTG	1,500.00	.00	.00	320.39	1,179.61	21.36
TOTAL	PROF DEV IMAT ESU	1,675.00	.00	.00	290.39	1,384.61	17.34
ORG UNIT - 0150620000 - PD BLENDED ESU							
24100	SUPPLIES	300.00	.00	.00	.00	300.00	.00
24650	COMPUTER SOFTWARE/LICENSE	3,000.00	.00	.00	.00	3,000.00	.00
26800	CONFERENCE/CONVENTION/MTG	18,000.00	.00	.00	2,004.90	15,995.10	11.14
TOTAL	PD BLENDED ESU	21,300.00	.00	.00	2,004.90	19,295.10	9.41
ORG UNIT - 0160100000 - BLENDED ADM GENERAL							
21100	REGULAR SALARIES	.00	.00	.00	.00	.00	.00
21200	SUB OR TEMP	.00	.00	.00	.00	.00	.00
22100	SOCIAL SECURITY	.00	.00	.00	.00	.00	.00

SUNGARD PENTAMATION  
 DATE: 02/09/2016  
 TIME: 09:12:09

ESU COORDINATING COUNCIL  
 BUDGET CONTROL STATUS

PAGE NUMBER: 7  
 BUDSTAT1

SELECTION CRITERIA: ALL  
 ACCOUNTING PERIOD: 5/16

ACCOUNT	TITLE	BUDGET	PERIOD EXPENDITURES	ENCUMBRANCES OUTSTANDING	YEAR TO DATE ENC + EXP	AVAILABLE BALANCE	YTD/ BUD
22200	RETIREMENT	.00	.00	.00	.00	.00	.00
22300	HEALTH INSURANCE	.00	.00	.00	.00	.00	.00
22305	FLEX SPEND	.00	.00	.00	.00	.00	.00
22400	WORK COMP	.00	.00	.00	.00	.00	.00
22600	LIFE INSURANCE	.00	.00	.00	.00	.00	.00
22830	UNEMPLOYMENT INS	.00	.00	.00	.00	.00	.00
23180	CONTRACTED SERVICES	.00	.00	.00	.00	.00	.00
23190	PROFESSIONAL DEVELOPMENT	.00	.00	.00	.00	.00	.00
23500	ADVERTISING	.00	.00	.00	.00	.00	.00
23525	PRINTING	.00	.00	.00	.00	.00	.00
23810	POSTAGE	.00	.00	.00	.00	.00	.00
23820	PHONE	.00	.00	.00	.00	.00	.00
23830	COMPUTER/INTERNET SERVICE	.00	.00	.00	.00	.00	.00
24100	SUPPLIES	.00	.00	.00	.00	.00	.00
24625	REPAIRS	.00	.00	.00	.00	.00	.00
24650	COMPUTER SOFTWARE/LICENSE	.00	.00	.00	.00	.00	.00
24675	LONG TERM PROJECTS	.00	.00	.00	.00	.00	.00
25600	COMPUTER HARDWARE	.00	.00	.00	.00	.00	.00
26700	TRAVEL EXPENSES/MILEAGE	.00	.00	.00	.00	.00	.00
26800	CONFERENCE/CONVENTION/MTG	.00	.00	.00	.00	.00	.00
TOTAL	BLENDED ADM GENERAL	.00	.00	.00	.00	.00	.00

ORG UNIT - 0160600000 - BLENDED IMAT GENERAL

21100	REGULAR SALARIES	84,431.00	.00	.00	29,055.30	55,375.70	34.41
21200	SUB OR TEMP	.00	.00	.00	.00	.00	.00
22000	EMPLOYEE BENEFITS	.00	.00	.00	.00	.00	.00
22100	SOCIAL SECURITY	4,823.00	.00	.00	1,895.86	2,927.14	39.31
22200	RETIREMENT	6,553.00	.00	.00	2,870.04	3,682.96	43.80
22300	HEALTH INSURANCE	.00	.00	.00	.00	.00	.00
22305	FLEX SPEND	.00	.00	.00	8.40	-8.40	.00
22400	WORK COMP	388.00	.00	.00	174.36	213.64	44.94
22600	LIFE INSURANCE	.00	.00	.00	.00	.00	.00
22830	UNEMPLOYMENT INS	.00	.00	.00	.00	.00	.00
23150	ACCOUNTING/AUDIT	827.00	.00	.00	.00	827.00	.00
23170	LEGAL SERVICES	1,470.00	14.13	.00	354.65	1,115.35	24.13
23180	CONTRACTED SERVICES	16,984.00	.00	.00	.00	16,984.00	.00
23190	PROFESSIONAL DEVELOPMENT	.00	.00	.00	.00	.00	.00
23240	UTILITIES	.00	.00	.00	.00	.00	.00
23270	RENTAL/LEASES	4,233.00	86.34	.00	3,681.69	551.31	86.98
23500	ADVERTISING	.00	.00	.00	.00	.00	.00
23525	PRINTING	.00	.00	.00	.00	.00	.00
23810	POSTAGE	100.00	.00	.00	3.88	96.12	3.88
23820	PHONE	200.00	.00	.00	.00	200.00	.00
23830	COMPUTER/INTERNET SERVICE	1,134.00	.00	.00	.00	1,134.00	.00
24100	SUPPLIES	150.00	.00	.00	8.75	141.25	5.83
24400	PERIODICALS	.00	.00	.00	.00	.00	.00
24625	REPAIRS	.00	.00	.00	.00	.00	.00
24650	COMPUTER SOFTWARE/LICENSE	1,500.00	.00	.00	.00	1,500.00	.00
24675	LONG TERM PROJECTS	.00	.00	.00	.00	.00	.00
25300	FURNITURE AND EQUIPMENT	500.00	.00	.00	209.99	290.01	42.00

SUNGARD PENTAMATION  
 DATE: 02/09/2016  
 TIME: 09:12:09

ESU COORDINATING COUNCIL  
 BUDGET CONTROL STATUS

PAGE NUMBER: 8  
 BUDSTAT1

SELECTION CRITERIA: ALL  
 ACCOUNTING PERIOD: 5/16

ACCOUNT	TITLE	BUDGET	PERIOD EXPENDITURES	ENCUMBRANCES OUTSTANDING	YEAR TO DATE ENC + EXP	AVAILABLE BALANCE	YTD/BUD
25600	COMPUTER HARDWARE	2,280.00	.00	.00	.00	2,280.00	.00
26300	DUES/FEES	.00	.00	.00	.00	.00	.00
26700	TRAVEL EXPENSES/MILEAGE	2,600.00	.00	.00	516.35	2,083.65	19.86
26800	CONFERENCE/CONVENTION/MTG	3,950.00	.00	.00	.00	3,950.00	.00
26850	PROGRAM PURCHASES	750,250.00	30.00	.00	780.00	749,470.00	.10
26900	CONTINGENCY	.00	.00	.00	.00	.00	.00
TOTAL	BLENDED IMAT GENERAL	882,373.00	130.47	.00	39,559.27	842,813.73	4.48

ORG UNIT - 0160620000 - BLENDED DEC GENERAL

21100	REGULAR SALARIES	183,507.69	.00	.00	34,246.64	149,261.05	18.66
21200	SUB OR TEMP	.00	.00	.00	.00	.00	.00
22000	EMPLOYEE BENEFITS	.00	.00	.00	.00	.00	.00
22100	SOCIAL SECURITY	10,299.00	.00	.00	1,992.55	8,306.45	19.35
22200	RETIREMENT	13,757.00	.00	.00	3,382.80	10,374.20	24.59
22300	HEALTH INSURANCE	.00	.00	.00	.00	.00	.00
22305	FLEX SPEND	.00	.00	.00	14.00	-14.00	.00
22400	WORK COMP	795.00	.00	.00	205.36	589.64	25.83
22600	LIFE INSURANCE	.00	.00	.00	.00	.00	.00
22830	UNEMPLOYMENT INS	.00	.00	.00	.00	.00	.00
23150	ACCOUNTING/AUDIT	827.00	.00	.00	.00	827.00	.00
23170	LEGAL SERVICES	1,470.00	14.14	.00	354.66	1,115.34	24.13
23180	CONTRACTED SERVICES	95,000.00	7,480.00	.00	89,080.00	5,920.00	93.77
23190	PROFESSIONAL DEVELOPMENT	.00	.00	.00	.00	.00	.00
23240	UTILITIES	.00	.00	.00	.00	.00	.00
23270	RENTAL/LEASES	4,444.00	200.27	.00	1,001.35	3,442.65	22.53
23500	ADVERTISING	.00	.00	.00	.00	.00	.00
23525	PRINTING	1,000.00	.00	.00	.00	1,000.00	.00
23810	POSTAGE	200.00	.97	.00	23.50	176.50	11.75
23820	PHONE	2,000.00	.00	.00	200.00	1,800.00	10.00
23830	COMPUTER/INTERNET SERVICE	1,134.00	.00	.00	.00	1,134.00	.00
24100	SUPPLIES	500.00	.00	.00	144.18	355.82	28.84
24400	PERIODICALS	250.00	.00	.00	.00	250.00	.00
24625	REPAIRS	.00	.00	.00	.00	.00	.00
24650	COMPUTER SOFTWARE/LICENSE	15,400.00	176.22	.00	537.86	14,862.14	3.49
24675	LONG TERM PROJECTS	.00	.00	.00	.00	.00	.00
25300	FURNITURE AND EQUIPMENT	.00	.00	.00	.00	.00	.00
25600	COMPUTER HARDWARE	54,500.00	.00	.00	2,681.50	51,818.50	4.92
26300	DUES/FEES	.00	.00	.00	145.00	-145.00	.00
26700	TRAVEL EXPENSES/MILEAGE	19,000.00	303.98	.00	4,283.52	14,716.48	22.54
26800	CONFERENCE/CONVENTION/MTG	23,302.00	.00	.00	1,625.29	21,676.71	6.97
26850	PROGRAM PURCHASES	.00	.00	.00	.00	.00	.00
26900	CONTINGENCY	.00	.00	.00	.00	.00	.00
TOTAL	BLENDED DEC GENERAL	427,385.69	8,175.58	.00	139,918.21	287,467.48	32.74

ORG UNIT - 0160641000 - BLENDED LMS GENERAL

21100	REGULAR SALARIES	.00	.00	.00	.00	.00	.00
21200	SUB OR TEMP	.00	.00	.00	.00	.00	.00

SUNGARD PENTAMATION  
 DATE: 02/09/2016  
 TIME: 09:12:09

ESU COORDINATING COUNCIL  
 BUDGET CONTROL STATUS

PAGE NUMBER: 9  
 BUDSTAT1

SELECTION CRITERIA: ALL  
 ACCOUNTING PERIOD: 5/16

ACCOUNT	TITLE	BUDGET	PERIOD EXPENDITURES	ENCUMBRANCES OUTSTANDING	YEAR TO DATE ENC + EXP	AVAILABLE BALANCE	YTD/ BUD
22000	EMPLOYEE BENEFITS	.00	.00	.00	.00	.00	.00
22100	SOCIAL SECURITY	.00	.00	.00	.00	.00	.00
22200	RETIREMENT	.00	.00	.00	.00	.00	.00
22300	HEALTH INSURANCE	.00	.00	.00	.00	.00	.00
22305	FLEX SPEND	.00	.00	.00	.00	.00	.00
22400	WORK COMP	.00	.00	.00	.00	.00	.00
22600	LIFE INSURANCE	.00	.00	.00	.00	.00	.00
22830	UNEMPLOYMENT INS	.00	.00	.00	.00	.00	.00
23150	ACCOUNTING/AUDIT	827.00	.00	.00	.00	827.00	.00
23170	LEGAL SERVICES	1,467.00	14.13	.00	354.63	1,112.37	24.17
23180	CONTRACTED SERVICES	.00	.00	.00	.00	.00	.00
23190	PROFESSIONAL DEVELOPMENT	.00	.00	.00	.00	.00	.00
23240	UTILITIES	.00	.00	.00	.00	.00	.00
23270	RENTAL/LEASES	1,820.00	156.07	.00	780.37	1,039.63	42.88
23500	ADVERTISING	.00	.00	.00	.00	.00	.00
23525	PRINTING	.00	.00	.00	.00	.00	.00
23810	POSTAGE	.00	.00	.00	1.93	-1.93	.00
23820	PHONE	.00	50.02	.00	248.10	-248.10	.00
23830	COMPUTER/INTERNET SERVICE	5,046.00	.00	.00	800.00	4,246.00	15.85
24100	SUPPLIES	.00	.00	.00	.00	.00	.00
24400	PERIODICALS	.00	.00	.00	.00	.00	.00
24625	REPAIRS	.00	.00	.00	.00	.00	.00
24650	COMPUTER SOFTWARE/LICENSE	77,276.00	.00	.00	78,863.99	-1,587.99	102.05
24675	LONG TERM PROJECTS	.00	.00	.00	.00	.00	.00
25300	FURNITURE AND EQUIPMENT	.00	.00	.00	.00	.00	.00
25600	COMPUTER HARDWARE	24,819.00	.00	.00	-580.76	25,399.76	-2.34
26300	DUES/FEES	.00	.00	.00	.00	.00	.00
26700	TRAVEL EXPENSES/MILEAGE	.00	-299.98	.00	-26.99	26.99	.00
26800	CONFERENCE/CONVENTION/MTG	.00	.00	.00	.00	.00	.00
26850	PROGRAM PURCHASES	.00	.00	.00	.00	.00	.00
26900	CONTINGENCY	.00	.00	.00	.00	.00	.00
TOTAL	BLENDED LMS GENERAL	111,255.00	-79.76	.00	80,441.27	30,813.73	72.30

ORG UNIT - 0170100000 - ADMIN FLOW THROUGH

26950	FLOW THROUGH - EXPENSES	10,000.00	.00	.00	.00	10,000.00	.00
TOTAL	ADMIN FLOW THROUGH	10,000.00	.00	.00	.00	10,000.00	.00

ORG UNIT - 0170300000 - COOP FLOW THROUGH

26950	FLOW THROUGH - EXPENSES	1,610,000.00	.00	.00	188.50	1,609,811.50	.01
TOTAL	COOP FLOW THROUGH	1,610,000.00	.00	.00	188.50	1,609,811.50	.01

ORG UNIT - 0170400000 - SRS FLOW THROUGH

26950	FLOW THROUGH - EXPENSES	10,000.00	.00	.00	.00	10,000.00	.00
-------	-------------------------	-----------	-----	-----	-----	-----------	-----

SUNGARD PENTAMATION  
 DATE: 02/09/2016  
 TIME: 09:12:09

ESU COORDINATING COUNCIL  
 BUDGET CONTROL STATUS

PAGE NUMBER: 10  
 BUDSTAT1

SELECTION CRITERIA: ALL  
 ACCOUNTING PERIOD: 5/16

ACCOUNT	TITLE	BUDGET	PERIOD EXPENDITURES	ENCUMBRANCES OUTSTANDING	YEAR TO DATE ENC + EXP	AVAILABLE BALANCE	YTD/ BUD
TOTAL	SRS FLOW THROUGH	10,000.00	.00	.00	.00	10,000.00	.00
ORG UNIT - 0170500000 - PD FLOW THROUGH							
26950	FLOW THROUGH - EXPENSES	235,000.00	.00	.00	168,000.00	67,000.00	71.49
TOTAL	PD FLOW THROUGH	235,000.00	.00	.00	168,000.00	67,000.00	71.49
ORG UNIT - 0170550000 - NWEA FLOW THROUGH							
26950	FLOW THROUGH - EXPENSES	10,000.00	.00	.00	.00	10,000.00	.00
TOTAL	NWEA FLOW THROUGH	10,000.00	.00	.00	.00	10,000.00	.00
ORG UNIT - 0170560000 - CRISIS FLOW THROUGH							
26950	FLOW THROUGH - EXPENSES	15,000.00	.00	.00	.00	15,000.00	.00
TOTAL	CRISIS FLOW THROUGH	15,000.00	.00	.00	.00	15,000.00	.00
ORG UNIT - 0170600000 - IMAT FLOW THROUGH							
26950	FLOW THROUGH - EXPENSES	20,000.00	.00	.00	.00	20,000.00	.00
TOTAL	IMAT FLOW THROUGH	20,000.00	.00	.00	.00	20,000.00	.00
ORG UNIT - 0170602000 - IMAT SP PROJ FLOW THROUGH							
26950	FLOW THROUGH - EXPENSES	10,000.00	.00	.00	.00	10,000.00	.00
TOTAL	IMAT SP PROJ FLOW THROUGH	10,000.00	.00	.00	.00	10,000.00	.00
ORG UNIT - 0170603000 - IMAT MED ACQ FLOW THROUGH							
26950	FLOW THROUGH - EXPENSES	10,000.00	.00	.00	.00	10,000.00	.00
TOTAL	IMAT MED ACQ FLOW THROUGH	10,000.00	.00	.00	.00	10,000.00	.00
ORG UNIT - 0170620000 - DEC FLOW THROUGH							
26950	FLOW THROUGH - EXPENSES	15,000.00	.00	.00	.00	15,000.00	.00
TOTAL	DEC FLOW THROUGH	15,000.00	.00	.00	.00	15,000.00	.00
ORG UNIT - 0170641000 - LMS FLOW THROUGH							

SUNGARD PENTAMATION  
 DATE: 02/09/2016  
 TIME: 09:12:09

ESU COORDINATING COUNCIL  
 BUDGET CONTROL STATUS

PAGE NUMBER: 11  
 BUDSTAT1

SELECTION CRITERIA: ALL  
 ACCOUNTING PERIOD: 5/16

ACCOUNT	TITLE	BUDGET	PERIOD EXPENDITURES	ENCUMBRANCES OUTSTANDING	YEAR TO DATE ENC + EXP	AVAILABLE BALANCE	YTD/ BUD
26950	FLOW THROUGH - EXPENSES	165,000.00	.00	.00	101,162.00	63,838.00	61.31
TOTAL	LMS FLOW THROUGH	165,000.00	.00	.00	101,162.00	63,838.00	61.31
TOTAL REPORT		7,432,438.69	23,987.32	177.00	1,290,971.20	6,141,467.49	17.37

SUNGARD PENTAMATION  
 DATE: 02/05/2016  
 TIME: 14:04:16

ESU COORDINATING COUNCIL  
 CHECK REGISTER - BY FUND

PAGE NUMBER: 1  
 ACCTPA21

SELECTION CRITERIA: transact.yr='16' and transact.period='6'  
 ACCOUNTING PERIOD: 5/16

FUND - 01 - GENERAL FUND

CASH ACCT	CHECK NO	ISSUE DT	VENDOR	NAME	ORG UNIT	ACCNT	----DESCRIPTION----	SALES TAX	AMOUNT
09000	13279	02/12/16	1064	ESU 17	0110100000	21100	ESUCC SALARIES	0.00	9,914.09
09000	13279	02/12/16	1064	ESU 17	0110100000	22100	ESUCC SS/MEDICARE	0.00	715.64
09000	13279	02/12/16	1064	ESU 17	0110100000	22200	ESUCC RETIREMENT	0.00	976.93
09000	13279	02/12/16	1064	ESU 17	0110100000	22400	ESUCC WORK COMP	0.00	59.32
09000	13279	02/12/16	1064	ESU 17	0110100000	22305	ESUCC WAGE WORKS	0.00	0.35
09000	13279	02/12/16	1064	ESU 17	0110100000	23160	ESUCC FISCAL AGENT	0.00	206.00
09000	13279	02/12/16	1064	ESU 17	0130300000	21100	COOP SALARIES	0.00	20,199.42
09000	13279	02/12/16	1064	ESU 17	0130300000	22100	COOP SS/MEDICARE	0.00	1,276.80
09000	13279	02/12/16	1064	ESU 17	0130300000	22200	COOP RETIREMENT	0.00	1,991.72
09000	13279	02/12/16	1064	ESU 17	0130300000	22400	COOP WORK COMP	0.00	121.03
09000	13279	02/12/16	1064	ESU 17	0130300000	22305	COOP WAGE WORKS	0.00	0.53
09000	13279	02/12/16	1064	ESU 17	0130300000	23270	COOP RENT AINSWORTH	0.00	1,104.00
09000	13279	02/12/16	1064	ESU 17	0130300000	23820	COOP PHONE AINSWORT	0.00	84.00
09000	13279	02/12/16	1064	ESU 17	0130300000	24100	COOP SUPPLIES	0.00	5.99
09000	13279	02/12/16	1064	ESU 17	0130300000	23525	COOP PRINTING/COPIE	0.00	27.16
09000	13279	02/12/16	1064	ESU 17	0130300000	23280	COOP BOND/INSURANCE	0.00	32.00
09000	13279	02/12/16	1064	ESU 17	0160620000	21100	DEC SALARIES	0.00	8,800.72
09000	13279	02/12/16	1064	ESU 17	0160620000	22100	DEC SS/MEDICARE	0.00	657.35
09000	13279	02/12/16	1064	ESU 17	0160620000	22200	DEC RETIREMENT	0.00	845.70
09000	13279	02/12/16	1064	ESU 17	0160620000	22400	DEC WORK COMP	0.00	51.34
09000	13279	02/12/16	1064	ESU 17	0160620000	22305	DEC WAGE WORKS	0.00	3.50
09000	13279	02/12/16	1064	ESU 17	0160600000	22100	IMAT SALARIES	0.00	7,407.27
09000	13279	02/12/16	1064	ESU 17	0160600000	22100	IMAT SS/MEDICARE	0.00	554.00
09000	13279	02/12/16	1064	ESU 17	0160600000	22200	IMAT RETIREMENT	0.00	717.51
09000	13279	02/12/16	1064	ESU 17	0160600000	22400	IMAT WORK COMP	0.00	43.59
09000	13279	02/12/16	1064	ESU 17	0160600000	22305	IMAT WAGE WORKS	0.00	2.10
09000	13279	02/12/16	1064	ESU 17	0140400000	21100	SRS SALARIES	0.00	24,547.97
09000	13279	02/12/16	1064	ESU 17	0140400000	22100	SRS SS/MEDICARE	0.00	1,692.84
09000	13279	02/12/16	1064	ESU 17	0140400000	22200	SRS RETIREMENT	0.00	2,421.26
09000	13279	02/12/16	1064	ESU 17	0140400000	22400	SRS WORK COMP	0.00	147.09
09000	13279	02/12/16	1064	ESU 17	0140400000	22305	SRS WAGE WORKS	0.00	0.53
09000	13279	02/12/16	1064	ESU 17	0150500000	21100	PD SALARIES	0.00	2,023.38
09000	13279	02/12/16	1064	ESU 17	0150500000	22100	PD SS/MEDICARE	0.00	145.74
09000	13279	02/12/16	1064	ESU 17	0150500000	22200	PD RETIREMENT	0.00	199.86
09000	13279	02/12/16	1064	ESU 17	0150500000	22400	PD WORK COMP	0.00	12.14
09000	13279	02/12/16	1064	ESU 17	0150570400	21100	NMPDS SALARIES	0.00	1,596.23
09000	13279	02/12/16	1064	ESU 17	0150570400	22100	NMPDS SS/MEDICARE	0.00	108.54
09000	13279	02/12/16	1064	ESU 17	0150570400	22200	NMPDS RETIREMENT	0.00	157.67
09000	13279	02/12/16	1064	ESU 17	0150570400	22400	NMPDS WORK COMP	0.00	9.58
TOTAL CHECK								0.00	88,860.89
09000	13280	02/12/16	1247	KSB SCHOOL LAW	0110100000	23170	ESUCC LEGAL SERVICE	0.00	422.48
09000	13280	02/12/16	1247	KSB SCHOOL LAW	0130300000	23170	COOP LEGAL SERVICES	0.00	422.47
09000	13280	02/12/16	1247	KSB SCHOOL LAW	0140400000	23170	SRS LEGAL SERVICES	0.00	58.95
09000	13280	02/12/16	1247	KSB SCHOOL LAW	0160600000	23170	IMAT LEGAL SERVICES	0.00	26.20
09000	13280	02/12/16	1247	KSB SCHOOL LAW	0160620000	23170	DEC LEGAL SERVICES	0.00	26.20
09000	13280	02/12/16	1247	KSB SCHOOL LAW	0160641000	23170	LMS LEGAL SERVICES	0.00	26.20
TOTAL CHECK								0.00	982.50
09000	13281	02/12/16	1041	NASB	0140400000	23270	SRS RENT LINCOLN	0.00	825.00
09000	13282	02/12/16	1318	BROMM & ASSOCIATES	0110100000	23140	ESUCC LOBBYIST FEE	0.00	13,750.00

SUNGARD PENTAMATION  
 DATE: 02/05/2016  
 TIME: 14:04:16

ESU COORDINATING COUNCIL  
 CHECK REGISTER - BY FUND

PAGE NUMBER: 2  
 ACCTPA21

SELECTION CRITERIA: transact.yr='16' and transact.period='6'  
 ACCOUNTING PERIOD: 5/16

FUND - 01 - GENERAL FUND

CASH ACCT	CHECK NO	ISSUE DT	VENDOR	NAME	ORG UNIT	ACCNT	----DESCRIPTION----	SALES TAX	AMOUNT
09000	13283	02/12/16	1044	TIME WARNER CABLE	0140400000	23820	SRS PHONE LINCOLN	0.00	62.24
09000	13283	02/12/16	1044	TIME WARNER CABLE	0140400000	23830	SRS COMPUTER/INTERN	0.00	153.29
TOTAL CHECK									215.53
09000	13284	02/12/16	1050	BISHOP BUSINESS	0140400000	23525	SRS PRINTING EXP	0.00	125.31
09000	13285	02/12/16	1057	ESU 3	0110100000	23270	ESUCC RENT OMAHA	0.00	477.60
09000	13285	02/12/16	1057	ESU 3	0130300000	23270	COOP RENT OMAHA	0.00	90.65
09000	13285	02/12/16	1057	ESU 3	0140400000	23270	SRS RENT OMAHA	0.00	54.70
09000	13285	02/12/16	1057	ESU 3	0160600000	23270	IMAT RENT OMAHA	0.00	86.34
09000	13285	02/12/16	1057	ESU 3	0160620000	23270	DEC RENT OMAHA	0.00	200.27
09000	13285	02/12/16	1057	ESU 3	0160641000	23270	LMS RENT OMAHA	0.00	156.07
09000	13285	02/12/16	1057	ESU 3	0110100000	23820	ESUCC PHONE OMAHA	0.00	50.02
09000	13285	02/12/16	1057	ESU 3	0160641000	23820	LMS PHONE OMAHA	0.00	50.02
09000	13285	02/12/16	1057	ESU 3	0110100000	23810	ESUCC POSTAGE OMAHA	0.00	9.08
09000	13285	02/12/16	1057	ESU 3	0160641000	23830	LMS INTERENT SERVIC	0.00	200.00
09000	13285	02/12/16	1057	ESU 3	0110100000	26800	ESUCC MEETING EXP	0.00	312.50
09000	13285	02/12/16	1057	ESU 3	0110100000	26800	ESUCC MEETING EXP	0.00	170.00
09000	13285	02/12/16	1057	ESU 3	0150540200	26800	PD TAG MEETING EXP	0.00	290.00
09000	13285	02/12/16	1057	ESU 3	0160620000	26800	DEC CONF/MEETING EX	0.00	480.50
TOTAL CHECK									2,627.75
09000	13286	02/12/16	1067	ESU 10	0150520200	26800	PD SDA MEETING EXP	0.00	600.00
09000	13286	02/12/16	1067	ESU 10	0150500200	26800	PD PRO DEV MEETING	0.00	982.75
09000	13286	02/12/16	1067	ESU 10	0150500200	26800	PD PRO DEV MEETING	0.00	428.50
09000	13286	02/12/16	1067	ESU 10	0150570400	26800	NMPDS CONF/WORKSHOP	0.00	380.00
TOTAL CHECK									2,391.25
09000	13287	02/12/16	1108	ESU 11	0130300000	23525	COOP PRINTING HOLDR	0.00	4.85
09000	13287	02/12/16	1108	ESU 11	0130300000	23810	COOP POSTAGE HOLDRE	0.00	1.96
09000	13287	02/12/16	1108	ESU 11	0130300000	23270	COOP RENT HOLDREGE	0.00	300.00
TOTAL CHECK									306.81
09000	13288	02/12/16	1068	ESU 13	0150570400	26800	NMPDS CONF/WORKSHOP	0.00	252.00
09000	13289	02/12/16	1066	CHARTWELLS DINING S	0150570400	26800	NMPDS CONF/WORKSHOP	0.00	423.70
09000	13290	02/12/16	1336	CRISIS MANAGEMENT I	0150560000	23180	PD CRISIS TRAINING	0.00	5,765.00
09000	13291	02/12/16	1036	USDLA	0160620000	26800	DEC CONF USDLS	0.00	500.00
09000	13292	02/12/16	1070	COUNTRY INN & SUITE	0130300000	26700	COOP TRAVEL/LODGING	0.00	89.00
09000	13293	02/12/16	1198	COMFORT INN	0150570400	26700	NMPDS TRAVEL/LODGIN	0.00	449.75
09000	13293	02/12/16	1198	COMFORT INN	0110100000	26700	ESUCC TRAVEL/LODGIN	0.00	83.00
09000	13293	02/12/16	1198	COMFORT INN	0160620000	26700	DEC TRAVEL/LODGING	0.00	166.00
09000	13293	02/12/16	1198	COMFORT INN	0160620000	26700	DEC TRAVEL/LODGING	0.00	178.00
09000	13293	02/12/16	1198	COMFORT INN	0150500000	26700	PD TRAVEL/LODGING	0.00	249.00
09000	13293	02/12/16	1198	COMFORT INN	0150570400	26700	NMPDS TRAVEL/LODGIN	0.00	83.00
09000	13293	02/12/16	1198	COMFORT INN	0160620000	26700	DEC TRAVEL/LODGING	0.00	89.00
09000	13293	02/12/16	1198	COMFORT INN	0160600000	26700	IMAT TRAVEL/LODGING	0.00	89.00



SUNGARD PENTAMATION  
 DATE: 02/05/2016  
 TIME: 14:04:16

ESU COORDINATING COUNCIL  
 CHECK REGISTER - BY FUND

PAGE NUMBER: 3  
 ACCTPA21

SELECTION CRITERIA: transact.yr='16' and transact.period='6'  
 ACCOUNTING PERIOD: 5/16

FUND - 01 - GENERAL FUND

CASH ACCT	CHECK NO	ISSUE DT	VENDOR	NAME	ORG UNIT	ACCNT	----DESCRIPTION----	SALES TAX	AMOUNT
TOTAL CHECK								0.00	1,386.75
09000	13294	02/12/16	1085	HOLIDAY INN EXPRESS	0150570400	26700	NMPDS TRAVEL/LODGIN	0.00	89.00
09000	13294	02/12/16	1085	HOLIDAY INN EXPRESS	0130300000	26700	COOP TRAVEL/LODGING	0.00	89.00
TOTAL CHECK								0.00	178.00
09000	13295	02/12/16	1072	HOLIDAY INN EXPRESS	0130300000	26700	COOP TRAVEL/LODGING	0.00	89.00
09000	13295	02/12/16	1072	HOLIDAY INN EXPRESS	0150570400	26700	NMPDS TRAVEL/LODGIN	0.00	83.00
09000	13295	02/12/16	1072	HOLIDAY INN EXPRESS	0150570400	26700	NMPDS TRAVEL/LODGIN	0.00	178.00
TOTAL CHECK								0.00	350.00
09000	13296	02/12/16	1073	RODEWAY INN	0130300000	26700	COOP TRAVEL/LODGING	0.00	364.95
09000	13297	02/12/16	1085	HOLIDAY INN EXPRESS	0130300000	26700	COOP TRAVEL/LODGING	0.00	99.00
09000	13298	02/12/16	1061	DEB HERICKS	0150570400	26700	ESUCC TRAVEL EXPENS	0.00	113.94
09000	13298	02/12/16	1061	DEB HERICKS	0150500000	26700	PD TRAVEL EXPENSE	0.00	135.94
09000	13298	02/12/16	1061	DEB HERICKS	0130300000	23810	COOP POSTAGE OMAHA	0.00	7.67
TOTAL CHECK								0.00	257.55
09000	13299	02/12/16	1314	BETH KABES	0160620000	26700	DEC TRAVEL EXPENSE	0.00	95.58
09000	13299	02/12/16	1314	BETH KABES	0160620000	26700	DEC TRAVEL EXPENSE	0.00	98.82
09000	13299	02/12/16	1314	BETH KABES	0160620000	23820	DEC PHONE KABES	0.00	100.00
TOTAL CHECK								0.00	294.40
09000	13300	02/12/16	1101	CRAIG PETERSON	0130300000	26700	COOP TRAVEL EXPENSE	0.00	1,727.64
09000	13301	02/12/16	1076	PRISCILLA QUINTANA	0110100000	26700	ESUCC TRAVEL EXPENS	0.00	149.42
09000	13301	02/12/16	1076	PRISCILLA QUINTANA	0130300000	26700	COOP TRAVEL EXPENSE	0.00	149.42
TOTAL CHECK								0.00	298.84
09000	13302	02/12/16	1176	HELEN BANZHAF	0150570400	23180	NMPDS CONTRACTED SE	0.00	3,333.33
09000	13302	02/12/16	1176	HELEN BANZHAF	0150570400	24100	NMPDS SUPPLIES/PHON	0.00	50.00
09000	13302	02/12/16	1176	HELEN BANZHAF	0150570400	26700	NMPDS TRAVEL EXP	0.00	251.02
TOTAL CHECK								0.00	3,634.35
09000	13303	02/12/16	1102	SHANE GERHARTZ	0130300000	26700	COOP TRAVEL EXPENSE	0.00	220.32
09000	13304	02/12/16	1320	TAMARA WORNER	0150570400	23180	NMPDS CONTRACTED SE	0.00	1,500.00
09000	13304	02/12/16	1320	TAMARA WORNER	0150570400	26700	NMPDS TRAVEL EXPENS	0.00	303.61
09000	13304	02/12/16	1320	TAMARA WORNER	0150570400	23180	NMPDS CONTRACTED SE	0.00	1,500.00
09000	13304	02/12/16	1320	TAMARA WORNER	0150570400	26700	NMPDS TRAVEL EXPENS	0.00	348.84
TOTAL CHECK								0.00	3,652.45
09000	13305	02/12/16	1080	I-CUBED SOLUTIONS	0150570400	23180	NMPDS CONTRACTED SE	0.00	1,500.00
09000	13305	02/12/16	1080	I-CUBED SOLUTIONS	0150570400	26700	NMPDS TRAVEL EXPENS	0.00	333.72
TOTAL CHECK								0.00	1,833.72
09000	13306	02/12/16	1079	TECHNICAL EVALULATI	0150570400	23180	NMPDS CONTRACTED SE	0.00	1,500.00
09000	13306	02/12/16	1079	TECHNICAL EVALULATI	0150570400	26700	NMPDS TRAVEL EXPENS	0.00	326.16
TOTAL CHECK								0.00	1,826.16

SUNGARD PENTAMATION  
 DATE: 02/05/2016  
 TIME: 14:04:16

ESU COORDINATING COUNCIL  
 CHECK REGISTER - BY FUND

PAGE NUMBER: 4  
 ACCTPA21

SELECTION CRITERIA: transact.yr='16' and transact.period='6'  
 ACCOUNTING PERIOD: 5/16

FUND - 01 - GENERAL FUND

CASH ACCT	CHECK NO	ISSUE DT	VENDOR	NAME	ORG UNIT	ACCNT	----DESCRIPTION----	SALES TAX	AMOUNT
09000	13307	02/12/16	1321	JOHANNA BARNES	0150570400	23180	NMPDS CONTRACTED SE	0.00	1,500.00
09000	13307	02/12/16	1321	JOHANNA BARNES	0150570400	24100	NMPDS SUPPLIES	0.00	116.50
09000	13307	02/12/16	1321	JOHANNA BARNES	0150570400	26700	NMPDS TRAVEL EXPENS	0.00	349.38
TOTAL CHECK								0.00	1,965.88
09000	13308	02/12/16	1243	CENTRAL CITY PUBLIC	0150570400	23180	NMPDS SUB REIMBURSE	0.00	100.00
09000	13308	02/12/16	1243	CENTRAL CITY PUBLIC	0150570400	26700	NMPDS TRAVEL STIPEN	0.00	50.00
TOTAL CHECK								0.00	150.00
09000	13309	02/12/16	1325	ELKHORN PUBLIC SCHO	0150570400	23180	NMPDS SUB REIMBURSE	0.00	300.00
09000	13310	02/12/16	1204	FREMONT PUBLIC SCHO	0150570400	23180	NMPDS SUB REIMBURSE	0.00	200.00
09000	13311	02/12/16	1141	MILLARD PUBLIC SCHO	0150570400	23180	NMPDS SUB REIMBURSE	0.00	100.00
09000	13312	02/12/16	1276	SEWARD PUBLIC SCHOO	0150570400	23180	NMPDS SUB REIMBURSE	0.00	200.00
09000	13312	02/12/16	1276	SEWARD PUBLIC SCHOO	0150570400	26700	NMPDS TRAVEL STIPEN	0.00	100.00
TOTAL CHECK								0.00	300.00
09000	13313	02/12/16	1337	SARGENT PUBLIC SCHO	0150570400	23180	NMPDS SUB REIMBURSE	0.00	300.00
09000	13314	02/12/16	1327	STUART PUBLIC SCHOO	0150570400	23180	NMPDS SUB REIMBURSE	0.00	100.00
09000	13314	02/12/16	1327	STUART PUBLIC SCHOO	0150570400	26700	NMPDS TRAVEL STIPEN	0.00	50.00
TOTAL CHECK								0.00	150.00
09000	13315	02/12/16	1277	THAYER CENTRAL COMM	0150570400	23180	NMPDS SUB REIMBURSE	0.00	100.00
09000	13315	02/12/16	1277	THAYER CENTRAL COMM	0150570400	26700	NMPDS TRAVEL STIPEN	0.00	50.00
TOTAL CHECK								0.00	150.00
09000	13316	02/12/16	1328	WEST HOLT PUBLIC SC	0150570400	23180	NMPDS SUB REIMBURSE	0.00	190.00
09000	13316	02/12/16	1328	WEST HOLT PUBLIC SC	0150570400	26700	NMPDS TRAVEL STIPEN	0.00	100.00
TOTAL CHECK								0.00	290.00
09000	13317	02/12/16	1338	INDEPENDENT STATION	0110100000	24100	ESUCC SUPPLIES	0.00	5.25
09000	13318	02/12/16	1312	INSTRUCTURE INC	0170641000	26950	LMS CANVAS SCHOOL O	0.00	6,000.00
09000	13319	02/12/16	1131	BROWN & SAENGER	0130300000	24100	COOP SUPPLIES	0.00	177.00
09000	EFT00034	02/03/16	1209	CINCINNATI INSURANC	0110100000	23280	ESUCC INSURANCE	0.00	956.00
09000	EFT00035	02/12/16	1039	UNION BANK & TRUST	0130300000	26700	COOP TRAVEL EXP	0.00	110.57
09000	EFT00035	02/12/16	1039	UNION BANK & TRUST	0130300000	26800	COOP MEETING EXP	0.00	94.00
09000	EFT00035	02/12/16	1039	UNION BANK & TRUST	0140400000	25600	SRS COMPUTER HARDWA	0.00	105.00
09000	EFT00035	02/12/16	1039	UNION BANK & TRUST	0160620000	26800	DEC CONF/MEETING EX	0.00	428.47
09000	EFT00035	02/12/16	1039	UNION BANK & TRUST	0160641000	24650	LMS SOFTWARE GODADD	0.00	299.99
09000	EFT00035	02/12/16	1039	UNION BANK & TRUST	0160620000	26700	DEC TRAVEL EXP	0.00	118.13
09000	EFT00035	02/12/16	1039	UNION BANK & TRUST	0140400000	23180	SRS CONTRACTED SERV	0.00	10.30
09000	EFT00035	02/12/16	1039	UNION BANK & TRUST	0140400000	24650	SRS SOFTWARE GITHUB	0.00	25.00
09000	EFT00035	02/12/16	1039	UNION BANK & TRUST	0160620000	24100	DEC SUPPLIES ISTE	0.00	19.76
09000	EFT00035	02/12/16	1039	UNION BANK & TRUST	0110100000	26700	ESUCC TRAVEL EXP	0.00	63.73
TOTAL CHECK								0.00	1,274.95

SUNGARD PENTAMATION  
DATE: 02/05/2016  
TIME: 14:04:16

ESU COORDINATING COUNCIL  
CHECK REGISTER - BY FUND

PAGE NUMBER: 5  
ACCTPA21

SELECTION CRITERIA: transact.yr='16' and transact.period='6'  
ACCOUNTING PERIOD: 5/16

FUND - 01 - GENERAL FUND

CASH ACCT	CHECK NO	ISSUE DT	VENDOR	NAME	ORG UNIT	ACCNT	-----DESCRIPTION-----	SALES TAX	AMOUNT
TOTAL CASH ACCOUNT								0.00	145,557.95
TOTAL FUND								0.00	145,557.95
TOTAL REPORT								0.00	145,557.95

SUNGARD PENTAMATION  
 DATE: 02/08/2016  
 TIME: 09:46:14

ESU COORDINATING COUNCIL  
 BUDGET CONTROL STATUS

PAGE NUMBER: 1  
 BUDSTAT1

SELECTION CRITERIA: ALL  
 ACCOUNTING PERIOD: 5/16

ACCOUNT	TITLE	BUDGET	PERIOD EXPENDITURES	ENCUMBRANCES OUTSTANDING	YEAR TO DATE ENC + EXP	AVAILABLE BALANCE	YTD/ BUD
ORG UNIT - 0110100000 - GENERAL ESUCC/ADM							
21000	SALARIES	.00	.00	.00	.00	.00	.00
21100	REGULAR SALARIES	118,656.00	.00	.00	39,560.72	79,095.28	33.34
21200	SUB OR TEMP	.00	.00	.00	.00	.00	.00
22000	EMPLOYEE BENEFITS	.00	.00	.00	.00	.00	.00
22100	SOCIAL SECURITY	8,570.00	.00	.00	1,724.84	6,845.16	20.13
22200	RETIREMENT	11,721.00	.00	.00	3,907.72	7,813.28	33.34
22300	HEALTH INSURANCE	.00	.00	.00	.00	.00	.00
22305	FLEX SPEND	.00	.00	.00	1.40	-1.40	.00
22400	WORK COMP	712.00	.00	.00	237.28	474.72	33.33
22600	LIFE INSURANCE	.00	.00	.00	.00	.00	.00
22830	UNEMPLOYMENT INS	.00	.00	.00	.00	.00	.00
23000	PURCHASED SERVICES	.00	.00	.00	.00	.00	.00
23140	LOBBYIST FEES	30,200.00	.00	.00	14,150.00	16,050.00	46.85
23150	ACCOUNTING/AUDIT	13,330.00	.00	.00	.00	13,330.00	.00
23160	FISCAL MANAGEMENT FEE	2,500.00	.00	.00	824.00	1,676.00	32.96
23170	LEGAL SERVICES	25,216.00	227.90	.00	5,718.71	19,497.29	22.68
23180	CONTRACTED SERVICES	3,000.00	.00	.00	1,500.00	1,500.00	50.00
23190	PROFESSIONAL DEVELOPMENT	.00	.00	.00	112.59	-112.59	.00
23240	UTILITIES	.00	.00	.00	.00	.00	.00
23270	RENTAL/LEASES	5,405.00	477.60	.00	2,388.00	3,017.00	44.18
23280	INSURANCE/BONDS	8,496.00	.00	.00	956.00	7,540.00	11.25
23500	ADVERTISING	1,500.00	.00	.00	790.50	709.50	52.70
23525	PRINTING	2,000.00	.00	.00	629.51	1,370.49	31.48
23810	POSTAGE	750.00	38.94	.00	182.91	567.09	24.39
23820	PHONE	600.00	50.02	.00	248.10	351.90	41.35
23830	COMPUTER/INTERNET SERVICE	.00	.00	.00	.00	.00	.00
24000	SUPPLIES/MATERIALS	.00	.00	.00	.00	.00	.00
24100	SUPPLIES	400.00	8.40	.00	134.50	265.50	33.63
24400	PERIODICALS	.00	.00	.00	.00	.00	.00
24625	REPAIRS	.00	.00	.00	.00	.00	.00
24650	COMPUTER SOFTWARE/LICENSE	750.00	.00	.00	.00	750.00	.00
24675	LONG TERM PROJECTS	.00	.00	.00	.00	.00	.00
25000	CAPITAL OUTLAY	.00	.00	.00	.00	.00	.00
25300	FURNITURE AND EQUIPMENT	.00	.00	.00	.00	.00	.00
25600	COMPUTER HARDWARE	1,000.00	.00	.00	364.24	635.76	36.42
26000	OTHER EXPENSES	.00	.00	.00	.00	.00	.00
26300	DUES/FEES	15,330.00	.00	.00	14,170.00	1,160.00	92.43
26700	TRAVEL EXPENSES/MILEAGE	25,743.00	2,891.89	.00	9,597.73	16,145.27	37.28
26800	CONFERENCE/CONVENTION/MTG	7,500.00	.00	.00	1,668.13	5,831.87	22.24
26850	PROGRAM PURCHASES	.00	.00	.00	.00	.00	.00
26900	CONTINGENCY	.00	.00	.00	.00	.00	.00
27000	TRANSFERS	28,569.00	.00	.00	.00	28,569.00	.00
TOTAL	GENERAL ESUCC/ADM	311,948.00	3,694.75	.00	98,866.88	213,081.12	31.69

ORG UNIT - 0120100000 - GENERAL ADM GENERAL

21100	REGULAR SALARIES	.00	.00	.00	.00	.00	.00
-------	------------------	-----	-----	-----	-----	-----	-----

SUNGARD PENTAMATION  
 DATE: 02/08/2016  
 TIME: 09:46:14

ESU COORDINATING COUNCIL  
 BUDGET CONTROL STATUS

PAGE NUMBER: 2  
 BUDSTAT1

SELECTION CRITERIA: ALL  
 ACCOUNTING PERIOD: 5/16

ACCOUNT	TITLE	BUDGET	PERIOD EXPENDITURES	ENCUMBRANCES OUTSTANDING	YEAR TO DATE ENC + EXP	AVAILABLE BALANCE	YTD/ BUD
22100	SOCIAL SECURITY	.00	.00	.00	.00	.00	.00
22200	RETIREMENT	.00	.00	.00	.00	.00	.00
22300	HEALTH INSURANCE	.00	.00	.00	.00	.00	.00
22305	FLEX SPEND	.00	.00	.00	.00	.00	.00
22400	WORK COMP	.00	.00	.00	.00	.00	.00
22600	LIFE INSURANCE	.00	.00	.00	.00	.00	.00
22830	UNEMPLOYMENT INS	.00	.00	.00	.00	.00	.00
23180	CONTRACTED SERVICES	.00	.00	.00	.00	.00	.00
23190	PROFESSIONAL DEVELOPMENT	.00	.00	.00	.00	.00	.00
23240	UTILITIES	.00	.00	.00	.00	.00	.00
23270	RENTAL/LEASES	.00	.00	.00	.00	.00	.00
23280	INSURANCE/BONDS	.00	.00	.00	.00	.00	.00
23500	ADVERTISING	.00	.00	.00	.00	.00	.00
23525	PRINTING	.00	.00	.00	.00	.00	.00
23810	POSTAGE	.00	.00	.00	.00	.00	.00
23820	PHONE	.00	.00	.00	.00	.00	.00
23830	COMPUTER/INTERNET SERVICE	.00	.00	.00	.00	.00	.00
24100	SUPPLIES	.00	.00	.00	.00	.00	.00
24400	PERIODICALS	.00	.00	.00	.00	.00	.00
24625	REPAIRS	.00	.00	.00	.00	.00	.00
24650	COMPUTER SOFTWARE/LICENSE	.00	.00	.00	.00	.00	.00
24675	LONG TERM PROJECTS	.00	.00	.00	.00	.00	.00
25300	FURNITURE AND EQUIPMENT	.00	.00	.00	.00	.00	.00
25600	COMPUTER HARDWARE	.00	.00	.00	.00	.00	.00
26300	DUES/FEES	.00	.00	.00	.00	.00	.00
26700	TRAVEL EXPENSES/MILEAGE	.00	.00	.00	.00	.00	.00
26800	CONFERENCE/CONVENTION/MTG	.00	.00	.00	.00	.00	.00
26900	CONTINGENCY	.00	.00	.00	.00	.00	.00
TOTAL	GENERAL ADM GENERAL	.00	.00	.00	.00	.00	.00

ORG UNIT - 0130300000 - COOP COOP GENERAL

21100	REGULAR SALARIES	241,951.00	.00	.00	80,654.20	161,296.80	33.33
21200	SUB OR TEMP	.00	.00	.00	.00	.00	.00
22000	EMPLOYEE BENEFITS	.00	.00	.00	.00	.00	.00
22100	SOCIAL SECURITY	15,347.00	.00	.00	4,594.71	10,752.29	29.94
22200	RETIREMENT	23,899.00	.00	.00	7,966.88	15,932.12	33.34
22300	HEALTH INSURANCE	.00	.00	.00	.00	.00	.00
22305	FLEX SPEND	.00	.00	.00	2.11	-2.11	.00
22400	WORK COMP	1,452.00	.00	.00	484.12	967.88	33.34
22600	LIFE INSURANCE	.00	.00	.00	.00	.00	.00
22830	UNEMPLOYMENT INS	.00	.00	.00	.00	.00	.00
23150	ACCOUNTING/AUDIT	13,330.00	.00	.00	.00	13,330.00	.00
23160	FISCAL MANAGEMENT FEE	.00	.00	.00	.00	.00	.00
23170	LEGAL SERVICES	53,650.00	227.90	.00	5,718.69	47,931.31	10.66
23180	CONTRACTED SERVICES	5,000.00	.00	.00	.00	5,000.00	.00
23190	PROFESSIONAL DEVELOPMENT	.00	.00	.00	.00	.00	.00
23240	UTILITIES	.00	.00	.00	.00	.00	.00
23270	RENTAL/LEASES	17,346.00	240.65	.00	5,319.24	12,026.76	30.67
23280	INSURANCE/BONDS	384.00	.00	.00	128.00	256.00	33.33
23500	ADVERTISING	2,500.00	.00	.00	1,613.00	887.00	64.52

SUNGARD PENTAMATION  
 DATE: 02/08/2016  
 TIME: 09:46:14

ESU COORDINATING COUNCIL  
 BUDGET CONTROL STATUS

PAGE NUMBER: 3  
 BUDSTAT1

SELECTION CRITERIA: ALL  
 ACCOUNTING PERIOD: 5/16

ACCOUNT	TITLE	BUDGET	PERIOD EXPENDITURES	ENCUMBRANCES OUTSTANDING	YEAR TO DATE ENC + EXP	AVAILABLE BALANCE	YTD/BUD
23525	PRINTING	500.00	15.80	.00	155.01	344.99	31.00
23810	POSTAGE	3,000.00	3.40	.00	378.05	2,621.95	12.60
23820	PHONE	1,368.00	.00	.00	336.00	1,032.00	24.56
23830	COMPUTER/INTERNET SERVICE	.00	.00	.00	.00	.00	.00
24100	SUPPLIES	3,000.00	.00	177.00	490.58	2,509.42	16.35
24400	PERIODICALS	.00	.00	.00	.00	.00	.00
24625	REPAIRS	.00	.00	.00	.00	.00	.00
24650	COMPUTER SOFTWARE/LICENSE	300,000.00	.00	.00	69,500.00	230,500.00	23.17
24675	LONG TERM PROJECTS	.00	.00	.00	.00	.00	.00
25300	FURNITURE AND EQUIPMENT	.00	.00	.00	.00	.00	.00
25600	COMPUTER HARDWARE	1,000.00	.00	.00	-174.51	1,174.51	-17.45
26300	DUES/FEES	4,190.00	.00	.00	.00	4,190.00	.00
26600	REPAYMENT MEMBER EQUITY	.00	.00	.00	.00	.00	.00
26700	TRAVEL EXPENSES/MILEAGE	15,000.00	579.05	.00	4,504.01	10,495.99	30.03
26800	CONFERENCE/CONVENTION/MTG	8,100.00	1,250.48	.00	2,984.88	5,115.12	36.85
26850	PROGRAM PURCHASES	.00	.00	.00	.00	.00	.00
26900	CONTINGENCY	.00	.00	.00	.00	.00	.00
TOTAL	COOP COOP GENERAL	711,017.00	2,317.28	177.00	184,654.97	526,362.03	25.97

ORG UNIT - 0140400000 - SRS SRS GENERAL

21100	REGULAR SALARIES	294,144.00	.00	.00	98,048.40	196,095.60	33.33
21200	SUB OR TEMP	.00	.00	.00	.00	.00	.00
22000	EMPLOYEE BENEFITS	.00	.00	.00	.00	.00	.00
22100	SOCIAL SECURITY	20,354.00	.00	.00	6,684.89	13,669.11	32.84
22200	RETIREMENT	29,055.00	.00	.00	9,685.04	19,369.96	33.33
22300	HEALTH INSURANCE	.00	.00	.00	.00	.00	.00
22305	FLEX SPEND	.00	.00	.00	2.11	-2.11	.00
22400	WORK COMP	1,765.00	.00	.00	588.36	1,176.64	33.33
22600	LIFE INSURANCE	.00	.00	.00	.00	.00	.00
22830	UNEMPLOYMENT INS	.00	.00	.00	.00	.00	.00
23150	ACCOUNTING/AUDIT	1,860.00	.00	.00	.00	1,860.00	.00
23170	LEGAL SERVICES	3,300.00	31.80	.00	797.96	2,502.04	24.18
23180	CONTRACTED SERVICES	60,350.00	985.30	.00	23,493.05	36,856.95	38.93
23190	PROFESSIONAL DEVELOPMENT	.00	.00	.00	.00	.00	.00
23240	UTILITIES	.00	.00	.00	.00	.00	.00
23270	RENTAL/LEASES	9,942.00	879.70	.00	4,198.50	5,743.50	42.23
23280	INSURANCE/BONDS	.00	.00	.00	.00	.00	.00
23500	ADVERTISING	.00	.00	.00	.00	.00	.00
23525	PRINTING	200.00	.00	.00	59.28	140.72	29.64
23810	POSTAGE	100.00	1.46	.00	10.68	89.32	10.68
23820	PHONE	1,549.00	.00	.00	256.28	1,292.72	16.54
23830	COMPUTER/INTERNET SERVICE	4,188.00	.00	.00	620.48	3,567.52	14.82
24100	SUPPLIES	500.00	.00	.00	-16.05	516.05	-3.21
24400	PERIODICALS	.00	.00	.00	.00	.00	.00
24625	REPAIRS	.00	.00	.00	.00	.00	.00
24650	COMPUTER SOFTWARE/LICENSE	3,700.00	25.00	.00	100.00	3,600.00	2.70
24675	LONG TERM PROJECTS	.00	.00	.00	.00	.00	.00
25300	FURNITURE AND EQUIPMENT	.00	.00	.00	.00	.00	.00
25600	COMPUTER HARDWARE	2,500.00	.00	.00	117.08	2,382.92	4.68
26300	DUES/FEES	.00	.00	.00	.00	.00	.00

SUNGARD PENTAMATION  
 DATE: 02/08/2016  
 TIME: 09:46:14

ESU COORDINATING COUNCIL  
 BUDGET CONTROL STATUS

PAGE NUMBER: 4  
 BUDSTAT1

SELECTION CRITERIA: ALL  
 ACCOUNTING PERIOD: 5/16

ACCOUNT	TITLE	BUDGET	PERIOD EXPENDITURES	ENCUMBRANCES OUTSTANDING	YEAR TO DATE ENC + EXP	AVAILABLE BALANCE	YTD/BUD
26700	TRAVEL EXPENSES/MILEAGE	9,340.00	.00	.00	1,844.48	7,495.52	19.75
26800	CONFERENCE/CONVENTION/MTG	3,029.00	.00	.00	917.09	2,111.91	30.28
26850	PROGRAM PURCHASES	.00	.00	.00	.00	.00	.00
26900	CONTINGENCY	.00	.00	.00	.00	.00	.00
TOTAL	SRS SRS GENERAL	445,876.00	1,923.26	.00	147,407.63	298,468.37	33.06

ORG UNIT - 0150500000 - PROF DEV PD GENERAL

21100	REGULAR SALARIES	24,276.00	.00	.00	8,093.52	16,182.48	33.34
22000	EMPLOYEE BENEFITS	.00	.00	.00	.00	.00	.00
22100	SOCIAL SECURITY	1,749.00	.00	.00	402.24	1,346.76	23.00
22200	RETIREMENT	2,398.00	.00	.00	799.44	1,598.56	33.34
22300	HEALTH INSURANCE	.00	.00	.00	.00	.00	.00
22305	FLEX SPEND	.00	.00	.00	.00	.00	.00
22400	WORK COMP	146.00	.00	.00	48.56	97.44	33.26
23525	PRINTING	.00	.00	.00	.00	.00	.00
23810	POSTAGE	.00	.00	.00	10.88	-10.88	.00
24100	SUPPLIES	.00	.00	.00	.00	.00	.00
26700	TRAVEL EXPENSES/MILEAGE	.00	.00	.00	.00	.00	.00
TOTAL	PROF DEV PD GENERAL	28,569.00	.00	.00	9,354.64	19,214.36	32.74

ORG UNIT - 0150500200 - PROF DEV PD ESU

23170	LEGAL SERVICES	1,000.00	.00	.00	.00	1,000.00	.00
23180	CONTRACTED SERVICES	4,000.00	.00	.00	.00	4,000.00	.00
23190	PROFESSIONAL DEVELOPMENT	.00	.00	.00	.00	.00	.00
23810	POSTAGE	250.00	.00	.00	.00	250.00	.00
24100	SUPPLIES	500.00	.00	.00	.00	500.00	.00
26700	TRAVEL EXPENSES/MILEAGE	1,000.00	.00	.00	99.95	900.05	10.00
26800	CONFERENCE/CONVENTION/MTG	12,750.00	.00	.00	3,180.00	9,570.00	24.94
TOTAL	PROF DEV PD ESU	19,500.00	.00	.00	3,279.95	16,220.05	16.82

ORG UNIT - 0150500400 - PROF DEV PD FEDERAL

23180	CONTRACTED SERVICES	1,450,000.00	.00	.00	.00	1,450,000.00	.00
TOTAL	PROF DEV PD FEDERAL	1,450,000.00	.00	.00	.00	1,450,000.00	.00

ORG UNIT - 0150510200 - PROF DEV NOC ESU

23190	PROFESSIONAL DEVELOPMENT	21,000.00	.00	.00	1,250.00	19,750.00	5.95
24400	PERIODICALS	5,640.00	.00	.00	5,640.00	.00	100.00
26800	CONFERENCE/CONVENTION/MTG	1,550.00	.00	.00	712.93	837.07	46.00
TOTAL	PROF DEV NOC ESU	28,190.00	.00	.00	7,602.93	20,587.07	26.97

SUNGARD PENTAMATION  
 DATE: 02/08/2016  
 TIME: 09:46:14

ESU COORDINATING COUNCIL  
 BUDGET CONTROL STATUS

PAGE NUMBER: 5  
 BUDSTAT1

SELECTION CRITERIA: ALL  
 ACCOUNTING PERIOD: 5/16

ACCOUNT	TITLE	BUDGET	PERIOD EXPENDITURES	ENCUMBRANCES OUTSTANDING	YEAR TO DATE ENC + EXP	AVAILABLE BALANCE	YTD/BUD
ORG UNIT - 0150520200 - PROF DEV SDA ESU							
23190	PROFESSIONAL DEVELOPMENT	7,300.00	.00	.00	6,597.78	702.22	90.38
26800	CONFERENCE/CONVENTION/MTG	9,100.00	28.29	.00	2,591.79	6,508.21	28.48
TOTAL	PROF DEV SDA ESU	16,400.00	28.29	.00	9,189.57	7,210.43	56.03
ORG UNIT - 0150530200 - PROF DEV ESPD ESU							
23170	LEGAL SERVICES	1,000.00	.00	.00	.00	1,000.00	.00
23190	PROFESSIONAL DEVELOPMENT	14,000.00	.00	.00	.00	14,000.00	.00
24100	SUPPLIES	.00	.00	.00	.00	.00	.00
26800	CONFERENCE/CONVENTION/MTG	1,000.00	.00	.00	.00	1,000.00	.00
TOTAL	PROF DEV ESPD ESU	16,000.00	.00	.00	.00	16,000.00	.00
ORG UNIT - 0150540200 - PROF DEV TAG ESU							
23190	PROFESSIONAL DEVELOPMENT	2,000.00	.00	.00	.00	2,000.00	.00
26700	TRAVEL EXPENSES/MILEAGE	2,000.00	.00	.00	.00	2,000.00	.00
26800	CONFERENCE/CONVENTION/MTG	4,300.00	.00	.00	1,140.00	3,160.00	26.51
TOTAL	PROF DEV TAG ESU	8,300.00	.00	.00	1,140.00	7,160.00	13.73
ORG UNIT - 0150550200 - PROF DEV NWEA ESU							
23180	CONTRACTED SERVICES	57,000.00	.00	.00	57,000.00	.00	100.00
23190	PROFESSIONAL DEVELOPMENT	30,250.00	.00	.00	30,314.21	-64.21	100.21
TOTAL	PROF DEV NWEA ESU	87,250.00	.00	.00	87,314.21	-64.21	100.07
ORG UNIT - 0150555300 - INTEL/PEP GRANT							
21100	REGULAR SALARIES	.00	.00	.00	.00	.00	.00
23180	CONTRACTED SERVICES	.00	.00	.00	.00	.00	.00
23190	PROFESSIONAL DEVELOPMENT	20,000.00	.00	.00	.00	20,000.00	.00
23500	ADVERTISING	.00	.00	.00	.00	.00	.00
24100	SUPPLIES	.00	.00	.00	2,397.66	-2,397.66	.00
26700	TRAVEL EXPENSES/MILEAGE	.00	.00	.00	.00	.00	.00
26800	CONFERENCE/CONVENTION/MTG	.00	.00	.00	.00	.00	.00
TOTAL	INTEL/PEP GRANT	20,000.00	.00	.00	2,397.66	17,602.34	11.99
ORG UNIT - 0150560000 - PROF DEV CRISIS GENERAL							
23180	CONTRACTED SERVICES	25,999.00	89.00	.00	11,643.74	14,355.26	44.79
23190	PROFESSIONAL DEVELOPMENT	9,400.00	.48	.00	2,869.83	6,530.17	30.53



SUNGARD PENTAMATION  
 DATE: 02/08/2016  
 TIME: 09:46:14

ESU COORDINATING COUNCIL  
 BUDGET CONTROL STATUS

PAGE NUMBER: 6  
 BUDSTAT1

SELECTION CRITERIA: ALL  
 ACCOUNTING PERIOD: 5/16

ACCOUNT	TITLE	BUDGET	PERIOD EXPENDITURES	ENCUMBRANCES OUTSTANDING	YEAR TO DATE ENC + EXP	AVAILABLE BALANCE	YTD/BUD
TOTAL	PROF DEV CRISIS GENERAL	35,399.00	89.48	.00	14,513.57	20,885.43	41.00
ORG UNIT - 0150570400 - PROF DEV NMPDS GR FEDERAL							
21100	REGULAR SALARIES	19,155.00	.00	.00	6,384.92	12,770.08	33.33
22000	EMPLOYEE BENEFITS	.00	.00	.00	.00	.00	.00
22100	SOCIAL SECURITY	1,303.00	.00	.00	434.16	868.84	33.32
22200	RETIREMENT	1,892.00	.00	.00	630.68	1,261.32	33.33
22305	FLEX SPEND	.00	.00	.00	.00	.00	.00
22400	WORK COMP	115.00	.00	.00	38.32	76.68	33.32
23180	CONTRACTED SERVICES	259,618.00	5,333.33	.00	44,115.82	215,502.18	16.99
24100	SUPPLIES	11,256.00	53.84	.00	4,164.95	7,091.05	37.00
24650	COMPUTER SOFTWARE/LICENSE	1,633.00	.00	.00	.00	1,633.00	.00
26700	TRAVEL EXPENSES/MILEAGE	57,940.00	321.80	.00	10,754.32	47,185.68	18.56
26800	CONFERENCE/CONVENTION/MTG	47,089.00	.00	.00	17,842.56	29,246.44	37.89
26900	CONTINGENCY	100,000.00	.00	.00	.00	100,000.00	.00
TOTAL	PROF DEV NMPDS GR FEDERAL	500,001.00	5,708.97	.00	84,365.73	415,635.27	16.87
ORG UNIT - 0150575400 - SLDS GRANT							
23180	CONTRACTED SERVICES	200,000.00	1,999.00	.00	1,999.00	198,001.00	1.00
24650	COMPUTER SOFTWARE/LICENSE	.00	.00	.00	32,034.04	-32,034.04	.00
25600	COMPUTER HARDWARE	.00	.00	.00	75,285.88	-75,285.88	.00
TOTAL	SLDS GRANT	200,000.00	1,999.00	.00	109,318.92	90,681.08	54.66
ORG UNIT - 0150600200 - PROF DEV IMAT ESU							
23190	PROFESSIONAL DEVELOPMENT	175.00	.00	.00	-30.00	205.00	-17.14
24650	COMPUTER SOFTWARE/LICENSE	.00	.00	.00	.00	.00	.00
26800	CONFERENCE/CONVENTION/MTG	1,500.00	.00	.00	320.39	1,179.61	21.36
TOTAL	PROF DEV IMAT ESU	1,675.00	.00	.00	290.39	1,384.61	17.34
ORG UNIT - 0150620000 - PD BLENDED ESU							
24100	SUPPLIES	300.00	.00	.00	.00	300.00	.00
24650	COMPUTER SOFTWARE/LICENSE	3,000.00	.00	.00	.00	3,000.00	.00
26800	CONFERENCE/CONVENTION/MTG	18,000.00	.00	.00	2,004.90	15,995.10	11.14
TOTAL	PD BLENDED ESU	21,300.00	.00	.00	2,004.90	19,295.10	9.41
ORG UNIT - 0160100000 - BLENDED ADM GENERAL							
21100	REGULAR SALARIES	.00	.00	.00	.00	.00	.00
21200	SUB OR TEMP	.00	.00	.00	.00	.00	.00
22100	SOCIAL SECURITY	.00	.00	.00	.00	.00	.00

SUNGARD PENTAMATION  
 DATE: 02/08/2016  
 TIME: 09:46:14

ESU COORDINATING COUNCIL  
 BUDGET CONTROL STATUS

PAGE NUMBER: 7  
 BUDSTAT1

SELECTION CRITERIA: ALL  
 ACCOUNTING PERIOD: 5/16

ACCOUNT	TITLE	BUDGET	PERIOD EXPENDITURES	ENCUMBRANCES OUTSTANDING	YEAR TO DATE ENC + EXP	AVAILABLE BALANCE	YTD/ BUD
22200	RETIREMENT	.00	.00	.00	.00	.00	.00
22300	HEALTH INSURANCE	.00	.00	.00	.00	.00	.00
22305	FLEX SPEND	.00	.00	.00	.00	.00	.00
22400	WORK COMP	.00	.00	.00	.00	.00	.00
22600	LIFE INSURANCE	.00	.00	.00	.00	.00	.00
22830	UNEMPLOYMENT INS	.00	.00	.00	.00	.00	.00
23180	CONTRACTED SERVICES	.00	.00	.00	.00	.00	.00
23190	PROFESSIONAL DEVELOPMENT	.00	.00	.00	.00	.00	.00
23500	ADVERTISING	.00	.00	.00	.00	.00	.00
23525	PRINTING	.00	.00	.00	.00	.00	.00
23810	POSTAGE	.00	.00	.00	.00	.00	.00
23820	PHONE	.00	.00	.00	.00	.00	.00
23830	COMPUTER/INTERNET SERVICE	.00	.00	.00	.00	.00	.00
24100	SUPPLIES	.00	.00	.00	.00	.00	.00
24625	REPAIRS	.00	.00	.00	.00	.00	.00
24650	COMPUTER SOFTWARE/LICENSE	.00	.00	.00	.00	.00	.00
24675	LONG TERM PROJECTS	.00	.00	.00	.00	.00	.00
25600	COMPUTER HARDWARE	.00	.00	.00	.00	.00	.00
26700	TRAVEL EXPENSES/MILEAGE	.00	.00	.00	.00	.00	.00
26800	CONFERENCE/CONVENTION/MTG	.00	.00	.00	.00	.00	.00
TOTAL	BLENDED ADM GENERAL	.00	.00	.00	.00	.00	.00

ORG UNIT - 0160600000 - BLENDED IMAT GENERAL

21100	REGULAR SALARIES	84,431.00	.00	.00	29,055.30	55,375.70	34.41
21200	SUB OR TEMP	.00	.00	.00	.00	.00	.00
22000	EMPLOYEE BENEFITS	.00	.00	.00	.00	.00	.00
22100	SOCIAL SECURITY	4,823.00	.00	.00	1,895.86	2,927.14	39.31
22200	RETIREMENT	6,553.00	.00	.00	2,870.04	3,682.96	43.80
22300	HEALTH INSURANCE	.00	.00	.00	.00	.00	.00
22305	FLEX SPEND	.00	.00	.00	8.40	-8.40	.00
22400	WORK COMP	388.00	.00	.00	174.36	213.64	44.94
22600	LIFE INSURANCE	.00	.00	.00	.00	.00	.00
22830	UNEMPLOYMENT INS	.00	.00	.00	.00	.00	.00
23150	ACCOUNTING/AUDIT	827.00	.00	.00	.00	827.00	.00
23170	LEGAL SERVICES	1,470.00	14.13	.00	354.65	1,115.35	24.13
23180	CONTRACTED SERVICES	16,984.00	.00	.00	.00	16,984.00	.00
23190	PROFESSIONAL DEVELOPMENT	.00	.00	.00	.00	.00	.00
23240	UTILITIES	.00	.00	.00	.00	.00	.00
23270	RENTAL/LEASES	4,233.00	86.34	.00	3,681.69	551.31	86.98
23500	ADVERTISING	.00	.00	.00	.00	.00	.00
23525	PRINTING	.00	.00	.00	.00	.00	.00
23810	POSTAGE	100.00	.00	.00	3.88	96.12	3.88
23820	PHONE	200.00	.00	.00	.00	200.00	.00
23830	COMPUTER/INTERNET SERVICE	1,134.00	.00	.00	.00	1,134.00	.00
24100	SUPPLIES	150.00	.00	.00	8.75	141.25	5.83
24400	PERIODICALS	.00	.00	.00	.00	.00	.00
24625	REPAIRS	.00	.00	.00	.00	.00	.00
24650	COMPUTER SOFTWARE/LICENSE	1,500.00	.00	.00	.00	1,500.00	.00
24675	LONG TERM PROJECTS	.00	.00	.00	.00	.00	.00
25300	FURNITURE AND EQUIPMENT	500.00	.00	.00	209.99	290.01	42.00

SUNGARD PENTAMATION  
 DATE: 02/08/2016  
 TIME: 09:46:14

ESU COORDINATING COUNCIL  
 BUDGET CONTROL STATUS

PAGE NUMBER: 8  
 BUDSTAT1

SELECTION CRITERIA: ALL  
 ACCOUNTING PERIOD: 5/16

ACCOUNT	TITLE	BUDGET	PERIOD EXPENDITURES	ENCUMBRANCES OUTSTANDING	YEAR TO DATE ENC + EXP	AVAILABLE BALANCE	YTD/BUD
25600	COMPUTER HARDWARE	2,280.00	.00	.00	.00	2,280.00	.00
26300	DUES/FEES	.00	.00	.00	.00	.00	.00
26700	TRAVEL EXPENSES/MILEAGE	2,600.00	.00	.00	516.35	2,083.65	19.86
26800	CONFERENCE/CONVENTION/MTG	3,950.00	.00	.00	.00	3,950.00	.00
26850	PROGRAM PURCHASES	750,250.00	30.00	.00	780.00	749,470.00	.10
26900	CONTINGENCY	.00	.00	.00	.00	.00	.00
TOTAL	BLENDED IMAT GENERAL	882,373.00	130.47	.00	39,559.27	842,813.73	4.48

ORG UNIT - 0160620000 - BLENDED DEC GENERAL

21100	REGULAR SALARIES	183,507.69	.00	.00	34,246.64	149,261.05	18.66
21200	SUB OR TEMP	.00	.00	.00	.00	.00	.00
22000	EMPLOYEE BENEFITS	.00	.00	.00	.00	.00	.00
22100	SOCIAL SECURITY	10,299.00	.00	.00	1,992.55	8,306.45	19.35
22200	RETIREMENT	13,757.00	.00	.00	3,382.80	10,374.20	24.59
22300	HEALTH INSURANCE	.00	.00	.00	.00	.00	.00
22305	FLEX SPEND	.00	.00	.00	14.00	-14.00	.00
22400	WORK COMP	795.00	.00	.00	205.36	589.64	25.83
22600	LIFE INSURANCE	.00	.00	.00	.00	.00	.00
22830	UNEMPLOYMENT INS	.00	.00	.00	.00	.00	.00
23150	ACCOUNTING/AUDIT	827.00	.00	.00	.00	827.00	.00
23170	LEGAL SERVICES	1,470.00	14.14	.00	354.66	1,115.34	24.13
23180	CONTRACTED SERVICES	95,000.00	7,480.00	.00	89,080.00	5,920.00	93.77
23190	PROFESSIONAL DEVELOPMENT	.00	.00	.00	.00	.00	.00
23240	UTILITIES	.00	.00	.00	.00	.00	.00
23270	RENTAL/LEASES	4,444.00	200.27	.00	1,001.35	3,442.65	22.53
23500	ADVERTISING	.00	.00	.00	.00	.00	.00
23525	PRINTING	1,000.00	.00	.00	.00	1,000.00	.00
23810	POSTAGE	200.00	.97	.00	23.50	176.50	11.75
23820	PHONE	2,000.00	.00	.00	200.00	1,800.00	10.00
23830	COMPUTER/INTERNET SERVICE	1,134.00	.00	.00	.00	1,134.00	.00
24100	SUPPLIES	500.00	.00	.00	144.18	355.82	28.84
24400	PERIODICALS	250.00	.00	.00	.00	250.00	.00
24625	REPAIRS	.00	.00	.00	.00	.00	.00
24650	COMPUTER SOFTWARE/LICENSE	15,400.00	176.22	.00	537.86	14,862.14	3.49
24675	LONG TERM PROJECTS	.00	.00	.00	.00	.00	.00
25300	FURNITURE AND EQUIPMENT	.00	.00	.00	.00	.00	.00
25600	COMPUTER HARDWARE	54,500.00	.00	.00	2,681.50	51,818.50	4.92
26300	DUES/FEES	.00	.00	.00	145.00	-145.00	.00
26700	TRAVEL EXPENSES/MILEAGE	19,000.00	303.98	.00	4,283.52	14,716.48	22.54
26800	CONFERENCE/CONVENTION/MTG	23,302.00	.00	.00	1,625.29	21,676.71	6.97
26850	PROGRAM PURCHASES	.00	.00	.00	.00	.00	.00
26900	CONTINGENCY	.00	.00	.00	.00	.00	.00
TOTAL	BLENDED DEC GENERAL	427,385.69	8,175.58	.00	139,918.21	287,467.48	32.74

ORG UNIT - 0160641000 - BLENDED LMS GENERAL

21100	REGULAR SALARIES	.00	.00	.00	.00	.00	.00
21200	SUB OR TEMP	.00	.00	.00	.00	.00	.00

SUNGARD PENTAMATION  
 DATE: 02/08/2016  
 TIME: 09:46:14

ESU COORDINATING COUNCIL  
 BUDGET CONTROL STATUS

PAGE NUMBER: 9  
 BUDSTAT1

SELECTION CRITERIA: ALL  
 ACCOUNTING PERIOD: 5/16

ACCOUNT	TITLE	BUDGET	PERIOD EXPENDITURES	ENCUMBRANCES OUTSTANDING	YEAR TO DATE ENC + EXP	AVAILABLE BALANCE	YTD/ BUD
22000	EMPLOYEE BENEFITS	.00	.00	.00	.00	.00	.00
22100	SOCIAL SECURITY	.00	.00	.00	.00	.00	.00
22200	RETIREMENT	.00	.00	.00	.00	.00	.00
22300	HEALTH INSURANCE	.00	.00	.00	.00	.00	.00
22305	FLEX SPEND	.00	.00	.00	.00	.00	.00
22400	WORK COMP	.00	.00	.00	.00	.00	.00
22600	LIFE INSURANCE	.00	.00	.00	.00	.00	.00
22830	UNEMPLOYMENT INS	.00	.00	.00	.00	.00	.00
23150	ACCOUNTING/AUDIT	827.00	.00	.00	.00	827.00	.00
23170	LEGAL SERVICES	1,467.00	14.13	.00	354.63	1,112.37	24.17
23180	CONTRACTED SERVICES	.00	.00	.00	.00	.00	.00
23190	PROFESSIONAL DEVELOPMENT	.00	.00	.00	.00	.00	.00
23240	UTILITIES	.00	.00	.00	.00	.00	.00
23270	RENTAL/LEASES	1,820.00	156.07	.00	780.37	1,039.63	42.88
23500	ADVERTISING	.00	.00	.00	.00	.00	.00
23525	PRINTING	.00	.00	.00	.00	.00	.00
23810	POSTAGE	.00	.00	.00	1.93	-1.93	.00
23820	PHONE	.00	50.02	.00	248.10	-248.10	.00
23830	COMPUTER/INTERNET SERVICE	5,046.00	.00	.00	800.00	4,246.00	15.85
24100	SUPPLIES	.00	.00	.00	.00	.00	.00
24400	PERIODICALS	.00	.00	.00	.00	.00	.00
24625	REPAIRS	.00	.00	.00	.00	.00	.00
24650	COMPUTER SOFTWARE/LICENSE	77,276.00	.00	.00	78,863.99	-1,587.99	102.05
24675	LONG TERM PROJECTS	.00	.00	.00	.00	.00	.00
25300	FURNITURE AND EQUIPMENT	.00	.00	.00	.00	.00	.00
25600	COMPUTER HARDWARE	24,819.00	.00	.00	-580.76	25,399.76	-2.34
26300	DUES/FEES	.00	.00	.00	.00	.00	.00
26700	TRAVEL EXPENSES/MILEAGE	.00	-299.98	.00	-26.99	26.99	.00
26800	CONFERENCE/CONVENTION/MTG	.00	.00	.00	.00	.00	.00
26850	PROGRAM PURCHASES	.00	.00	.00	.00	.00	.00
26900	CONTINGENCY	.00	.00	.00	.00	.00	.00
TOTAL	BLENDED LMS GENERAL	111,255.00	-79.76	.00	80,441.27	30,813.73	72.30

ORG UNIT - 0170100000 - ADMIN FLOW THROUGH

26950	FLOW THROUGH - EXPENSES	10,000.00	.00	.00	.00	10,000.00	.00
TOTAL	ADMIN FLOW THROUGH	10,000.00	.00	.00	.00	10,000.00	.00

ORG UNIT - 0170300000 - COOP FLOW THROUGH

26950	FLOW THROUGH - EXPENSES	1,610,000.00	.00	.00	188.50	1,609,811.50	.01
TOTAL	COOP FLOW THROUGH	1,610,000.00	.00	.00	188.50	1,609,811.50	.01

ORG UNIT - 0170400000 - SRS FLOW THROUGH

26950	FLOW THROUGH - EXPENSES	10,000.00	.00	.00	.00	10,000.00	.00
-------	-------------------------	-----------	-----	-----	-----	-----------	-----

SUNGARD PENTAMATION  
 DATE: 02/08/2016  
 TIME: 09:46:14

ESU COORDINATING COUNCIL  
 BUDGET CONTROL STATUS

PAGE NUMBER: 10  
 BUDSTAT1

SELECTION CRITERIA: ALL  
 ACCOUNTING PERIOD: 5/16

ACCOUNT	TITLE	BUDGET	PERIOD EXPENDITURES	ENCUMBRANCES OUTSTANDING	YEAR TO DATE ENC + EXP	AVAILABLE BALANCE	YTD/ BUD
TOTAL	SRS FLOW THROUGH	10,000.00	.00	.00	.00	10,000.00	.00
ORG UNIT - 0170500000 - PD FLOW THROUGH							
26950	FLOW THROUGH - EXPENSES	235,000.00	.00	.00	168,000.00	67,000.00	71.49
TOTAL	PD FLOW THROUGH	235,000.00	.00	.00	168,000.00	67,000.00	71.49
ORG UNIT - 0170550000 - NWEA FLOW THROUGH							
26950	FLOW THROUGH - EXPENSES	10,000.00	.00	.00	.00	10,000.00	.00
TOTAL	NWEA FLOW THROUGH	10,000.00	.00	.00	.00	10,000.00	.00
ORG UNIT - 0170560000 - CRISIS FLOW THROUGH							
26950	FLOW THROUGH - EXPENSES	15,000.00	.00	.00	.00	15,000.00	.00
TOTAL	CRISIS FLOW THROUGH	15,000.00	.00	.00	.00	15,000.00	.00
ORG UNIT - 0170600000 - IMAT FLOW THROUGH							
26950	FLOW THROUGH - EXPENSES	20,000.00	.00	.00	.00	20,000.00	.00
TOTAL	IMAT FLOW THROUGH	20,000.00	.00	.00	.00	20,000.00	.00
ORG UNIT - 0170602000 - IMAT SP PROJ FLOW THROUGH							
26950	FLOW THROUGH - EXPENSES	10,000.00	.00	.00	.00	10,000.00	.00
TOTAL	IMAT SP PROJ FLOW THROUGH	10,000.00	.00	.00	.00	10,000.00	.00
ORG UNIT - 0170603000 - IMAT MED ACQ FLOW THROUGH							
26950	FLOW THROUGH - EXPENSES	10,000.00	.00	.00	.00	10,000.00	.00
TOTAL	IMAT MED ACQ FLOW THROUGH	10,000.00	.00	.00	.00	10,000.00	.00
ORG UNIT - 0170620000 - DEC FLOW THROUGH							
26950	FLOW THROUGH - EXPENSES	15,000.00	.00	.00	.00	15,000.00	.00
TOTAL	DEC FLOW THROUGH	15,000.00	.00	.00	.00	15,000.00	.00
ORG UNIT - 0170641000 - LMS FLOW THROUGH							

SUNGARD PENTAMATION  
DATE: 02/08/2016  
TIME: 09:46:14

ESU COORDINATING COUNCIL  
BUDGET CONTROL STATUS

PAGE NUMBER: 11  
BUDSTAT1

SELECTION CRITERIA: ALL  
ACCOUNTING PERIOD: 5/16

ACCOUNT	TITLE	BUDGET	PERIOD EXPENDITURES	ENCUMBRANCES OUTSTANDING	YEAR TO DATE ENC + EXP	AVAILABLE BALANCE	YTD/ BUD
26950	FLOW THROUGH - EXPENSES	165,000.00	.00	.00	101,162.00	63,838.00	61.31
TOTAL	LMS FLOW THROUGH	165,000.00	.00	.00	101,162.00	63,838.00	61.31
TOTAL REPORT		7,432,438.69	23,987.32	177.00	1,290,971.20	6,141,467.49	17.37

SUNGARD PENTAMATION  
 DATE: 02/08/2016  
 TIME: 09:48:06

ESU COORDINATING COUNCIL  
 EXPENDITURE AUDIT TRAIL

PAGE NUMBER: 1  
 AUDIT21

SELECTION CRITERIA: ALL  
 ACCOUNTING PERIODS: 1/16 THRU 5/16

SORTED BY: Fund,Department,Program

TOTALED ON: Fund,Department,Program

PAGE BREAKS ON: Fund

Fund - 01 - GENERAL FUND  
 Org Unit - 0110100000 - GENERAL ESUCC/ADM

ACCOUNT DATE	T/C	Purchase 0	REFERENCE	VENDOR	BUDGET	EXPENDITURES	ENCUMBRANCES	DESCRIPTION	CUMULATIVE BALANCE
01-10-100-000-0110100000 - GENERAL ESUCC/ADM									
21000					.00	.00	.00	BEGINNING BALANCE	
TOTAL					.00	.00	.00		.00
21100					.00	.00	.00	BEGINNING BALANCE	
09/30/15	13-1				118,656.00				
10/09/15	20-2		13084	1064 ESU 17		9,890.18	.00	ESUCC SALARIES	
11/10/15	13-2				.00				
11/10/15	13-2				118,656.00				
11/10/15	13-2				-118,656.00				
11/13/15	20-3		13154	1064 ESU 17		9,890.18	.00	ESUCC SALARIES	
12/17/15	20-4		13200	1064 ESU 17		9,890.18	.00	ESUCC SALARIES	
12/17/15	20-4		13200	1064 ESU 17		9,890.18	.00	ESUCC SALARIES	
TOTAL					118,656.00	39,560.72	.00		79,095.28
21200					.00	.00	.00	BEGINNING BALANCE	
TOTAL					.00	.00	.00		.00
22000					.00	.00	.00	BEGINNING BALANCE	
TOTAL					.00	.00	.00		.00
22100					.00	.00	.00	BEGINNING BALANCE	
09/30/15	13-1				8,570.00				
10/09/15	20-2		13084	1064 ESU 17		697.61	.00	ESUCC SS/MEDICARE	
11/10/15	13-2				.00				
11/10/15	13-2				.00				
11/10/15	13-2				.00				
11/10/15	13-2				.00				
11/13/15	20-3		13154	1064 ESU 17		342.41	.00	ESUCC SS/MEDICARE	
12/17/15	20-4		13200	1064 ESU 17		342.41	.00	ESUCC SS/MEDICARE	
12/17/15	20-4		13200	1064 ESU 17		342.41	.00	ESUCC SS/MEDICARE	
TOTAL					8,570.00	1,724.84	.00		6,845.16
22200					.00	.00	.00	BEGINNING BALANCE	
09/30/15	13-1				11,721.00				
10/09/15	20-2		13084	1064 ESU 17		976.93	.00	ESUCC RETIREMENT	
11/10/15	13-2				.00				

\* THERE IS A NOTE ASSOCIATED WITH THIS TRANSACTION

SUNGARD PENTAMATION  
 DATE: 02/08/2016  
 TIME: 09:48:06

ESU COORDINATING COUNCIL  
 EXPENDITURE AUDIT TRAIL

PAGE NUMBER: 2  
 AUDIT21

SELECTION CRITERIA: ALL  
 ACCOUNTING PERIODS: 1/16 THRU 5/16

SORTED BY: Fund,Department,Program

TOTALED ON: Fund,Department,Program

PAGE BREAKS ON: Fund

Fund - 01 - GENERAL FUND  
 Org Unit - 0110100000 - GENERAL ESUCC/ADM

ACCOUNT DATE	T/C	Purchase 0	REFERENCE	VENDOR	BUDGET	EXPENDITURES	ENCUMBRANCES	DESCRIPTION	CUMULATIVE BALANCE
22200								RETIREMENT (cont'd)	
11/10/15					.00				
11/13/15			13154	1064 ESU 17		976.93	.00	ESUCC RETIREMENT	
12/17/15			13200	1064 ESU 17		976.93	.00	ESUCC RETIREMENT	
12/17/15			13200	1064 ESU 17		976.93	.00	ESUCC RETIREMENT	
TOTAL					11,721.00	3,907.72	.00		7,813.28
22300					.00	.00	.00	BEGINNING BALANCE	
TOTAL					.00	.00	.00		.00
22305					.00	.00	.00	BEGINNING BALANCE	
11/13/15			13154	1064 ESU 17		.70	.00	ESUCC WAGE WORKS	
12/17/15			13200	1064 ESU 17		.35	.00	ESUCC WAGE WORKS	
12/17/15			13200	1064 ESU 17		.35	.00	ESUCC WAGE WORKS	
TOTAL					.00	1.40	.00		-1.40
22400					.00	.00	.00	BEGINNING BALANCE	
09/30/15					712.00				
10/09/15			13084	1064 ESU 17		59.32	.00	ESUCC WORK COMP	
11/10/15					.02				
11/10/15					-.02				
11/10/15					.00				
11/10/15					.00				
11/10/15					.00				
11/10/15					.00				
11/10/15					.00				
11/10/15					.00				
11/13/15			13154	1064 ESU 17		59.32	.00	ESUCC WORK COMP	
12/17/15			13200	1064 ESU 17		59.32	.00	ESUCC WORK COMP	
12/17/15			13200	1064 ESU 17		59.32	.00	ESUCC WORK COMP	
TOTAL					712.00	237.28	.00		474.72
22600					.00	.00	.00	BEGINNING BALANCE	
TOTAL					.00	.00	.00		.00
22830					.00	.00	.00	BEGINNING BALANCE	
TOTAL					.00	.00	.00		.00
23000					.00	.00	.00	BEGINNING BALANCE	
TOTAL					.00	.00	.00		.00

\* THERE IS A NOTE ASSOCIATED WITH THIS TRANSACTION



SUNGARD PENTAMATION  
 DATE: 02/08/2016  
 TIME: 09:48:06

ESU COORDINATING COUNCIL  
 EXPENDITURE AUDIT TRAIL

PAGE NUMBER: 3  
 AUDIT21

SELECTION CRITERIA: ALL  
 ACCOUNTING PERIODS: 1/16 THRU 5/16

SORTED BY: Fund,Department,Program

TOTALED ON: Fund,Department,Program

PAGE BREAKS ON: Fund

Fund - 01 - GENERAL FUND  
 Org Unit - 0110100000 - GENERAL ESUCC/ADM

ACCOUNT DATE	T/C	Purchase 0	REFERENCE	VENDOR	BUDGET	EXPENDITURES	ENCUMBRANCES	DESCRIPTION	CUMULATIVE BALANCE
23140						.00			
						.00		BEGINNING BALANCE	
09/30/15	13-1				30,200.00				
11/10/15	13-2				.00				
11/10/15	13-2				.00				
11/10/15	13-2				.00				
11/10/15	13-2				.00				
11/10/15	13-2				.00				
11/13/15	20-3		13156	1318 BROMM & ASSOCIAT		13,950.00	.00	ESUCC LOBBYIST RETAINER	
11/13/15	20-3		EFT00030	1039 UNION BANK & TRU		200.00	.00	ESUCC LOBBYIST FEE	
TOTAL					30,200.00	14,150.00	.00		16,050.00
								LOBBYIST FEES	
23150						.00			
						.00		BEGINNING BALANCE	
09/30/15	13-1				13,330.00				
11/10/15	13-2				.00				
TOTAL					13,330.00	.00	.00		13,330.00
								ACCOUNTING/AUDIT	
23160						.00			
						.00		BEGINNING BALANCE	
09/30/15	13-1				2,500.00				
10/09/15	20-2		13084	1064 ESU 17		206.00	.00	ESUCC FISCAL AGENT FEE	
11/10/15	13-2				.00				
11/13/15	20-3		13154	1064 ESU 17		206.00	.00	ESUCC FISCAL AGENT FEE	
12/17/15	20-4		13200	1064 ESU 17		206.00	.00	ESUCC FISCAL AGENT FEE	
12/17/15	20-4		13200	1064 ESU 17		206.00	.00	ESUCC FISCAL AGENT FEE	
TOTAL					2,500.00	824.00	.00		1,676.00
								FISCAL MANAGEMENT FEE	
23170						.00			
						.00		BEGINNING BALANCE	
09/30/15	13-1				25,216.00				
10/09/15	20-2		13086	1247 KSB SCHOOL LAW		1,344.83	.00	ESUCC LEGAL SERVICE	
11/10/15	13-2				.00				
11/13/15	20-3		13155	1247 KSB SCHOOL LAW		1,525.13	.00	ESUCC LEGAL SERVICE	
11/13/15	20-3		13155	1247 KSB SCHOOL LAW		971.80	.00	ESUCC LEGAL SERVICE	
12/17/15	20-4		13237	1247 KSB SCHOOL LAW		1,649.05	.00	ESUCC LEGAL SERVICE	
01/08/16	20-5		13259	1247 KSB SCHOOL LAW		227.90	.00	ESUCC LEGAL SERVICE	
TOTAL					25,216.00	5,718.71	.00		19,497.29
								LEGAL SERVICES	
23180						.00			
						.00		BEGINNING BALANCE	
09/30/15	13-1				3,000.00				
11/10/15	13-2				.00				
12/17/15	20-4		13241	1053 NE EDUCATION TEC		1,500.00	.00	ESUCC EMEETINGS FEE	
TOTAL					3,000.00	1,500.00	.00		1,500.00
								CONTRACTED SERVICES	

\* THERE IS A NOTE ASSOCIATED WITH THIS TRANSACTION

SUNGARD PENTAMATION  
 DATE: 02/08/2016  
 TIME: 09:48:06

ESU COORDINATING COUNCIL  
 EXPENDITURE AUDIT TRAIL

PAGE NUMBER: 4  
 AUDIT21

SELECTION CRITERIA: ALL  
 ACCOUNTING PERIODS: 1/16 THRU 5/16

SORTED BY: Fund,Department,Program

TOTALED ON: Fund,Department,Program

PAGE BREAKS ON: Fund

Fund - 01 - GENERAL FUND  
 Org Unit - 0110100000 - GENERAL ESUCC/ADM

ACCOUNT DATE	T/C	Purchase 0	REFERENCE	VENDOR	BUDGET	EXPENDITURES	ENCUMBRANCES	DESCRIPTION	CUMULATIVE BALANCE
23190					.00	.00	.00	BEGINNING BALANCE	
12/17/15	20-4		EFT00031	1039 UNION BANK & TRU		112.59	.00	ESUCC BOOKS/PRO DEV	
TOTAL			PROFESSIONAL DEVELOPMENT		.00	112.59	.00		-112.59
23240					.00	.00	.00	BEGINNING BALANCE	
TOTAL			UTILITIES		.00	.00	.00		.00
23270					.00	.00	.00	BEGINNING BALANCE	
09/30/15	13-1				5,405.00				
10/09/15	20-2		13105	1057 ESU 3		477.60	.00	ESUCC RENT OMAHA	
11/10/15	13-2				.00				
11/10/15	13-2				.00				
11/10/15	13-2				.00				
11/13/15	20-3		13162	1057 ESU 3		477.60	.00	ESUCC RENT OMAHA	
11/13/15	20-3		13162	1057 ESU 3		477.60	.00	ESUCC RENT OMAHA	
12/17/15	20-4		13245	1057 ESU 3		477.60	.00	ESUCC RENT OMAHA	
01/08/16	20-5		13264	1057 ESU 3		477.60	.00	ESUCC RENT OMAHA	
TOTAL			RENTAL/LEASES		5,405.00	2,388.00	.00		3,017.00
23280					.00	.00	.00	BEGINNING BALANCE	
09/30/15	13-1				8,496.00				
11/10/15	13-2				.00				
11/13/15	20-3		EFT00029	1209 CINCINNATI INSUR		956.00	.00	ESUCC INSURANCE	
TOTAL			INSURANCE/BONDS		8,496.00	956.00	.00		7,540.00
23500					.00	.00	.00	BEGINNING BALANCE	
09/30/15	13-1				1,500.00				
11/10/15	13-2				.00				
11/13/15	20-3		13157	1065 OMAHA WORLD HERA		590.50	.00	ESUCC MTG PUBLICATION	
11/13/15	20-3		EFT00030	1039 UNION BANK & TRU		200.00	.00	ESUCC NCSA ADVERTISING	
TOTAL			ADVERTISING		1,500.00	790.50	.00		709.50
23525					.00	.00	.00	BEGINNING BALANCE	
09/30/15	13-1				2,000.00				
10/09/15	20-2		13105	1057 ESU 3		44.53	.00	ESUCC PRINTING OMAHA	
11/10/15	13-2				.00				
11/10/15	13-2				.00				
11/10/15	13-2				.00				

\* THERE IS A NOTE ASSOCIATED WITH THIS TRANSACTION

SUNGARD PENTAMATION  
 DATE: 02/08/2016  
 TIME: 09:48:06

ESU COORDINATING COUNCIL  
 EXPENDITURE AUDIT TRAIL

PAGE NUMBER: 5  
 AUDIT21

SELECTION CRITERIA: ALL  
 ACCOUNTING PERIODS: 1/16 THRU 5/16

SORTED BY: Fund,Department,Program

TOTALED ON: Fund,Department,Program

PAGE BREAKS ON: Fund

Fund - 01 - GENERAL FUND  
 Org Unit - 0110100000 - GENERAL ESUCC/ADM

ACCOUNT DATE	T/C	Purchase 0	REFERENCE	VENDOR	BUDGET	EXPENDITURES	ENCUMBRANCES	DESCRIPTION	CUMULATIVE BALANCE
23525	PRINTING			(cont'd)					
11/10/15	13-2				.00				
11/10/15	13-2				.00				
11/13/15	20-3		13163	1151 ESU 7		5.65	.00	ESUCC BANNER/PRINTING	
12/17/15	20-4		13239	1050 BISHOP BUSINESS		486.27	.00	ESUCC COPIES/PRINTING	
12/17/15	20-4		13245	1057 ESU 3		93.06	.00	ESUCC PRINTING OMAHA	
TOTAL	PRINTING				2,000.00	629.51	.00		1,370.49
23810	POSTAGE				.00	.00	.00	BEGINNING BALANCE	
09/30/15	13-1				750.00				
10/09/15	20-2		13105	1057 ESU 3		29.57	.00	ESUCC POSTGE OMAHA	
10/30/15	19-2		25			22.53		ESUCC POSTAGE AINSWORTH	
11/10/15	13-2				.00				
11/13/15	20-3		13162	1057 ESU 3		38.51	.00	ESUCC POSTAGE OMAHA	
11/25/15	19-3		46			6.53		ESUCC POSTAGE AINSWORTH	
12/17/15	20-4		13245	1057 ESU 3		42.46	.00	ESUCC POSTAGE OMAHA	
01/04/16	19-4		55			4.37		ESUCC POSTAGE USAGE	
01/08/16	20-5		13264	1057 ESU 3		26.85	.00	ESUCC POSTAGE OMAHA	
02/01/16	19-5		63			12.09		ESUCC POSTAGE USAGE	
TOTAL	POSTAGE				750.00	182.91	.00		567.09
23820	PHONE				.00	.00	.00	BEGINNING BALANCE	
09/30/15	13-1				600.00				
10/09/15	20-2		13105	1057 ESU 3		48.02	.00	ESUCC PHONE OMAHA	
11/10/15	13-2				.00				
11/13/15	20-3		13162	1057 ESU 3		50.02	.00	ESUCC PHONE OMAHA	
11/13/15	20-3		13162	1057 ESU 3		50.02	.00	ESUCC PHONE OMAHA	
12/17/15	20-4		13245	1057 ESU 3		50.02	.00	ESUCC PHONE OMAHA	
01/08/16	20-5		13264	1057 ESU 3		50.02	.00	ESUCC PHONE OMAHA	
TOTAL	PHONE				600.00	248.10	.00		351.90
23830	COMPUTER/INTERNET SERVICE				.00	.00	.00	BEGINNING BALANCE	
TOTAL	COMPUTER/INTERNET SERVICE				.00	.00	.00		.00
24000	SUPPLIES/MATERIALS				.00	.00	.00	BEGINNING BALANCE	
09/30/15	13-1				400.00				
09/30/15	13-1				-400.00				
TOTAL	SUPPLIES/MATERIALS				.00	.00	.00		.00
24100	SUPPLIES				.00	.00	.00	BEGINNING BALANCE	

\* THERE IS A NOTE ASSOCIATED WITH THIS TRANSACTION

SUNGARD PENTAMATION  
 DATE: 02/08/2016  
 TIME: 09:48:06

ESU COORDINATING COUNCIL  
 EXPENDITURE AUDIT TRAIL

PAGE NUMBER: 6  
 AUDIT21

SELECTION CRITERIA: ALL  
 ACCOUNTING PERIODS: 1/16 THRU 5/16

SORTED BY: Fund,Department,Program

TOTALED ON: Fund,Department,Program

PAGE BREAKS ON: Fund

Fund - 01 - GENERAL FUND  
 Org Unit - 0110100000 - GENERAL ESUCC/ADM

ACCOUNT DATE	T/C	Purchase 0	REFERENCE	VENDOR	BUDGET	EXPENDITURES	ENCUMBRANCES	DESCRIPTION	CUMULATIVE BALANCE
24100								SUPPLIES (cont'd)	
09/30/15	13-1				400.00				
10/09/15	20-2		13149	1130 SCHOOL SPECILATY		17.21	.00	ESUCC SUPPLIES	
11/10/15	13-2				.00				
11/13/15	20-3		13180	1062 STAPLES ADVANTAG		52.10	.00	ESUCC SUPPLIES	
11/13/15	20-3		EFT00030	1039 UNION BANK & TRU		34.99	.00	ESUCC SUPPLIES	
11/13/15	20-3		EFT00030	1039 UNION BANK & TRU		10.00	.00	ESUCC SUPPLIES HON KEY	
12/17/15	20-4		13201	1151 ESU 7		11.80	.00	ESUCC SUPPLIES/BROCHURES	
01/08/16	20-5		13264	1057 ESU 3		8.40	.00	ESUCC SUPPLIES/FORMS	
TOTAL	SUPPLIES				400.00	134.50	.00		265.50
24400	PERIODICALS				.00	.00	.00	BEGINNING BALANCE	
TOTAL	PERIODICALS				.00	.00	.00		.00
24625	REPAIRS				.00	.00	.00	BEGINNING BALANCE	
TOTAL	REPAIRS				.00	.00	.00		.00
24650	COMPUTER SOFTWARE/LICENSE				.00	.00	.00	BEGINNING BALANCE	
09/30/15	13-1				750.00				
11/10/15	13-2				.00				
TOTAL	COMPUTER SOFTWARE/LICENSE				750.00	.00	.00		750.00
24675	LONG TERM PROJECTS				.00	.00	.00	BEGINNING BALANCE	
TOTAL	LONG TERM PROJECTS				.00	.00	.00		.00
25000	CAPITAL OUTLAY				.00	.00	.00	BEGINNING BALANCE	
TOTAL	CAPITAL OUTLAY				.00	.00	.00		.00
25300	FURNITURE AND EQUIPMENT				.00	.00	.00	BEGINNING BALANCE	
TOTAL	FURNITURE AND EQUIPMENT				.00	.00	.00		.00
25600	COMPUTER HARDWARE				.00	.00	.00	BEGINNING BALANCE	
09/30/15	13-1				1,000.00				
11/10/15	13-2				.00				
11/13/15	20-3		EFT00030	1039 UNION BANK & TRU		-235.00	.00	ESUCC COMPUTER HARDWARE	
12/17/15	20-4		EFT00031	1039 UNION BANK & TRU		599.24	.00	ESUCC HARDWARE	
TOTAL	COMPUTER HARDWARE				1,000.00	364.24	.00		635.76
26000	OTHER EXPENSES				.00	.00	.00	BEGINNING BALANCE	
TOTAL	OTHER EXPENSES				.00	.00	.00		.00

\* THERE IS A NOTE ASSOCIATED WITH THIS TRANSACTION

SUNGARD PENTAMATION  
 DATE: 02/08/2016  
 TIME: 09:48:06

ESU COORDINATING COUNCIL  
 EXPENDITURE AUDIT TRAIL

PAGE NUMBER: 7  
 AUDIT21

SELECTION CRITERIA: ALL  
 ACCOUNTING PERIODS: 1/16 THRU 5/16

SORTED BY: Fund,Department,Program

TOTALED ON: Fund,Department,Program

PAGE BREAKS ON: Fund

Fund - 01 - GENERAL FUND  
 Org Unit - 0110100000 - GENERAL ESUCC/ADM

ACCOUNT DATE	T/C	Purchase 0	REFERENCE	VENDOR	BUDGET	EXPENDITURES	ENCUMBRANCES	DESCRIPTION	CUMULATIVE BALANCE
26300						.00			
						.00		BEGINNING BALANCE	
09/30/15	13-1				15,330.00				
10/09/15	20-2		13089	1098 AESA		7,005.00	.00	ESUCC AESA MEMBERSHIP	
10/09/15	20-2		13100	1042 NE COUNCIL OF SC		6,000.00	.00	ESUCC NCSA SPONSORSHIP	
11/10/15	13-2					.00			
11/13/15	20-3		13188	1041 NASB		165.00	.00	ESUCC MEMBERSHIP DUES	
11/13/15	20-3		EFT00030	1039 UNION BANK & TRU		1,000.00	.00	ESUCC NETA DUES/FEES	
TOTAL	DUES/FEES				15,330.00	14,170.00	.00		1,160.00
26700						.00			
						.00		BEGINNING BALANCE	
09/30/15	13-1					-1.00			
09/30/15	13-1				25,744.00				
10/09/15	20-2		13114	1155 DAVID LUDWIG		722.20	.00	ESUCC TRAVEL REIMBURSEMEN	
10/09/15	20-2		13114	1155 DAVID LUDWIG		1,121.25	.00	ESUCC TRAVEL REIMBURSEMEN	
10/09/15	20-2		13115	1061 DEB HERICKS		501.40	.00	ESUCC TRAVEL REIMBURSEMEN	
10/09/15	20-2		13120	1076 PRISCILLA QUINTA		94.87	.00	ESUCC TRAVEL REIMBURSEMEN	
10/09/15	20-2		13108	1198 COMFORT INN		99.95	.00	ESUCC TRAVEL/LODGING	
10/22/15	19-2		21			-201.25		ESUCC TRAVEL ADJUSTMENT	
10/29/15	19-2		23			20.00		NWEA REG FEE, HERICKS	
11/10/15	13-2					.00			
11/10/15	13-2					.00			
11/10/15	13-2					.00			
11/13/15	20-3		13167	1084 HOLIDAY INN EXPR		89.00	.00	ESUCC TRAVEL/LODGING	
11/13/15	20-3		13169	1198 COMFORT INN		97.95	.00	ESUCC TRAVEL/LODGING	
11/13/15	20-3		13171	1061 DEB HERICKS		300.73	.00	ESUCC TRAVEL/LODGING	
11/13/15	20-3		13173	1076 PRISCILLA QUINTA		164.37	.00	ESUCC TRAVEL EXP	
11/13/15	20-3		13191	1155 DAVID LUDWIG		1,473.15	.00	ESUCC TRAVEL EXPENSE	
11/13/15	20-3		EFT00030	1039 UNION BANK & TRU		-20.00	.00	ESUCC CREDIT	
11/13/15	20-3		EFT00030	1039 UNION BANK & TRU		-31.09	.00	ESUCC CREDIT	
11/13/15	20-3		EFT00030	1039 UNION BANK & TRU		4.00	.00	ESUCC TRAVEL/PARKING	
11/13/15	20-3		EFT00030	1039 UNION BANK & TRU		130.76	.00	ESUCC TRAVEL EXPENSE	
11/13/15	20-3		EFT00030	1039 UNION BANK & TRU		5.00	.00	ESUCC TRAVEL/PARKING	
11/13/15	20-3		EFT00030	1039 UNION BANK & TRU		8.00	.00	ESUCC TRAVEL/PARKING	
11/13/15	20-3		EFT00030	1039 UNION BANK & TRU		5.00	.00	ESUCC TRAVEL/PARKING	
11/13/15	20-3		EFT00030	1039 UNION BANK & TRU		29.39	.00	ESUCC TRAVEL EXPENSE	
11/13/15	20-3		EFT00030	1039 UNION BANK & TRU		6.00	.00	ESUCC TRAVEL/PARKING	
11/13/15	20-3		EFT00030	1039 UNION BANK & TRU		-13.00	.00	ESUCC TRAVEL/PARKING	
11/13/15	20-3		EFT00030	1039 UNION BANK & TRU		14.38	.00	ESUCC TRAVEL EXPENSE	
11/13/15	20-3		EFT00030	1039 UNION BANK & TRU		4.00	.00	ESUCC PARKING	

\* THERE IS A NOTE ASSOCIATED WITH THIS TRANSACTION

SUNGARD PENTAMATION  
 DATE: 02/08/2016  
 TIME: 09:48:06

ESU COORDINATING COUNCIL  
 EXPENDITURE AUDIT TRAIL

SELECTION CRITERIA: ALL  
 ACCOUNTING PERIODS: 1/16 THRU 5/16

SORTED BY: Fund,Department,Program

TOTALED ON: Fund,Department,Program

PAGE BREAKS ON: Fund

Fund - 01 - GENERAL FUND  
 Org Unit - 0110100000 - GENERAL ESUCC/ADM

ACCOUNT DATE	T/C	Purchase 0	REFERENCE	VENDOR	BUDGET	EXPENDITURES	ENCUMBRANCES	DESCRIPTION	CUMULATIVE BALANCE
26700	TRAVEL EXPENSES/MILEAGE (cont'd)								
12/17/15	20-4		13211	1076 PRISCILLA QUINTA		159.38	.00	ESUCC TRAVEL REIMB	
12/17/15	20-4		13247	1331 BEST WESTERN WES		89.00	.00	ESUCC TRAVEL/LODGING	
12/17/15	20-4		13250	1224 HAMPTON INN & SU		89.00	.00	ESUCC TRAVEL/LODGING	
12/17/15	20-4		13252	1155 DAVID LUDWIG		1,529.70	.00	ESUCC TRAVEL/LODGING	
12/17/15	20-4		13208	1061 DEB HERICKS		123.55	.00	ESUCC TRAVEL EXP REIMB	
12/17/15	20-4		EFT00031	1039 UNION BANK & TRU		62.15	.00	ESUCC TRAVEL EXPENSE	
12/17/15	20-4		EFT00031	1039 UNION BANK & TRU		27.00	.00	ESUCC TRAVEL/PARKING	
01/08/16	20-5		EFT00032	1039 UNION BANK & TRU		17.00	.00	ESUCC TRAVEL/PARKING	
01/08/16	20-5		EFT00032	1039 UNION BANK & TRU		385.39	.00	ESUCC TRAVEL EXPENSES	
01/08/16	20-5		13260	1318 BROMM & ASSOCIAT		53.55	.00	ESUCC LOBBYIST TRAVEL EXP	
01/08/16	20-5		13269	1155 DAVID LUDWIG		2,435.95	.00	ESUCC TRAVEL EXPENSES	
TOTAL	TRAVEL EXPENSES/MILEAGE				25,743.00	9,597.73	.00		16,145.27
26800	CONFERENCE/CONVENTION/MTG								
09/30/15	13-1				7,500.00	.00	.00	BEGINNING BALANCE	
10/09/15	20-2		13114	1155 DAVID LUDWIG		420.00	.00	ESUCC CONF EXPENSE	
10/09/15	20-2		13107	1067 ESU 10		385.54	.00	ESUCC MEETING EXPENSE	
11/10/15	13-2				.00				
11/13/15	20-3		13188	1041 NASB		175.00	.00	ESUCC CONF EXPENSE	
11/13/15	20-3		13188	1041 NASB		32.00	.00	ESUCC CONF EXPENSE	
11/13/15	20-3		13190	1070 COUNTRY INN & SU		1,887.59	.00	ESUCC MEETING EXPENSE	
11/13/15	20-3		EFT00030	1039 UNION BANK & TRU		-1,232.00	.00	ESUCC CONF/MEETINGS	
TOTAL	CONFERENCE/CONVENTION/MTG				7,500.00	1,668.13	.00		5,831.87
26850	PROGRAM PURCHASES								
TOTAL	PROGRAM PURCHASES				.00	.00	.00	BEGINNING BALANCE	.00
26900	CONTINGENCY								
TOTAL	CONTINGENCY				.00	.00	.00	BEGINNING BALANCE	.00
27000	TRANSFERS								
09/30/15	13-1				28,569.00	.00	.00	BEGINNING BALANCE	
11/10/15	13-2				.00				
TOTAL	TRANSFERS				28,569.00	.00	.00		28,569.00
TOTAL Program - ADMIN					311,948.00	98,866.88	.00		213,081.12
TOTAL Department - ESUCC/ADM					311,948.00	98,866.88	.00		213,081.12

\* THERE IS A NOTE ASSOCIATED WITH THIS TRANSACTION

SUNGARD PENTAMATION  
 DATE: 02/08/2016  
 TIME: 09:48:06

ESU COORDINATING COUNCIL  
 EXPENDITURE AUDIT TRAIL

PAGE NUMBER: 9  
 AUDIT21

SELECTION CRITERIA: ALL  
 ACCOUNTING PERIODS: 1/16 THRU 5/16

SORTED BY: Fund,Department,Program

TOTALED ON: Fund,Department,Program

PAGE BREAKS ON: Fund

Fund - 01 - GENERAL FUND  
 Org Unit - 0120100000 - GENERAL ADM GENERAL

ACCOUNT DATE	T/C	Purchase 0	REFERENCE	VENDOR	BUDGET	EXPENDITURES	ENCUMBRANCES	DESCRIPTION	CUMULATIVE BALANCE
21100									
REGULAR SALARIES (cont'd)									
01-20-100-000-0120100000 - GENERAL ADM GENERAL									
21100					.00	.00	.00	BEGINNING BALANCE	.00
TOTAL					.00	.00	.00		
22100					.00	.00	.00	BEGINNING BALANCE	.00
TOTAL					.00	.00	.00		
22200					.00	.00	.00	BEGINNING BALANCE	.00
TOTAL					.00	.00	.00		
22300					.00	.00	.00	BEGINNING BALANCE	.00
TOTAL					.00	.00	.00		
22305					.00	.00	.00	BEGINNING BALANCE	.00
TOTAL					.00	.00	.00		
22400					.00	.00	.00	BEGINNING BALANCE	.00
TOTAL					.00	.00	.00		
22600					.00	.00	.00	BEGINNING BALANCE	.00
TOTAL					.00	.00	.00		
22830					.00	.00	.00	BEGINNING BALANCE	.00
TOTAL					.00	.00	.00		
23180					.00	.00	.00	BEGINNING BALANCE	.00
TOTAL					.00	.00	.00		
23190					.00	.00	.00	BEGINNING BALANCE	.00
TOTAL					.00	.00	.00		
23240					.00	.00	.00	BEGINNING BALANCE	.00
TOTAL					.00	.00	.00		
23270					.00	.00	.00	BEGINNING BALANCE	.00
TOTAL					.00	.00	.00		
23280					.00	.00	.00	BEGINNING BALANCE	.00
TOTAL					.00	.00	.00		

\* THERE IS A NOTE ASSOCIATED WITH THIS TRANSACTION

SUNGARD PENTAMATION  
 DATE: 02/08/2016  
 TIME: 09:48:06

ESU COORDINATING COUNCIL  
 EXPENDITURE AUDIT TRAIL

PAGE NUMBER: 10  
 AUDIT21

SELECTION CRITERIA: ALL  
 ACCOUNTING PERIODS: 1/16 THRU 5/16

SORTED BY: Fund,Department,Program

TOTALED ON: Fund,Department,Program

PAGE BREAKS ON: Fund

Fund - 01 - GENERAL FUND  
 Org Unit - 0120100000 - GENERAL ADM GENERAL

ACCOUNT DATE	T/C	Purchase 0	REFERENCE	VENDOR	BUDGET	EXPENDITURES	ENCUMBRANCES	DESCRIPTION	CUMULATIVE BALANCE
23500					.00	.00	.00	BEGINNING BALANCE	
TOTAL					.00	.00	.00		.00
23525					.00	.00	.00	BEGINNING BALANCE	
TOTAL					.00	.00	.00		.00
23810					.00	.00	.00	BEGINNING BALANCE	
TOTAL					.00	.00	.00		.00
23820					.00	.00	.00	BEGINNING BALANCE	
TOTAL					.00	.00	.00		.00
23830					.00	.00	.00	BEGINNING BALANCE	
TOTAL					.00	.00	.00		.00
24100					.00	.00	.00	BEGINNING BALANCE	
TOTAL					.00	.00	.00		.00
24400					.00	.00	.00	BEGINNING BALANCE	
TOTAL					.00	.00	.00		.00
24625					.00	.00	.00	BEGINNING BALANCE	
TOTAL					.00	.00	.00		.00
24650					.00	.00	.00	BEGINNING BALANCE	
TOTAL					.00	.00	.00		.00
24675					.00	.00	.00	BEGINNING BALANCE	
TOTAL					.00	.00	.00		.00
25300					.00	.00	.00	BEGINNING BALANCE	
TOTAL					.00	.00	.00		.00
25600					.00	.00	.00	BEGINNING BALANCE	
TOTAL					.00	.00	.00		.00
26300					.00	.00	.00	BEGINNING BALANCE	
TOTAL					.00	.00	.00		.00

\* THERE IS A NOTE ASSOCIATED WITH THIS TRANSACTION



SUNGARD PENTAMATION  
 DATE: 02/08/2016  
 TIME: 09:48:06

ESU COORDINATING COUNCIL  
 EXPENDITURE AUDIT TRAIL

PAGE NUMBER: 11  
 AUDIT21

SELECTION CRITERIA: ALL  
 ACCOUNTING PERIODS: 1/16 THRU 5/16

SORTED BY: Fund,Department,Program

TOTALED ON: Fund,Department,Program

PAGE BREAKS ON: Fund

Fund - 01 - GENERAL FUND  
 Org Unit - 0120100000 - GENERAL ADM GENERAL

ACCOUNT DATE	T/C	Purchase 0	REFERENCE	VENDOR	BUDGET	EXPENDITURES	ENCUMBRANCES	DESCRIPTION	CUMULATIVE BALANCE
26700					.00	.00	.00	BEGINNING BALANCE	.00
TOTAL					.00	.00	.00		.00
26800					.00	.00	.00	BEGINNING BALANCE	.00
TOTAL					.00	.00	.00		.00
26900					.00	.00	.00	BEGINNING BALANCE	.00
TOTAL					.00	.00	.00		.00
TOTAL Program - ADMIN					.00	.00	.00		.00
TOTAL Department - GENERAL					.00	.00	.00		.00
01-30-300-000-0130300000 - COOP COOP GENERAL									
21100					.00	.00	.00	BEGINNING BALANCE	
09/30/15	13-1				241,951.00				
10/09/15	20-2		13084	1064 ESU 17		20,163.55	.00	COOP SALARIES	
11/10/15	13-2				.00				
11/13/15	20-3		13154	1064 ESU 17		20,163.55	.00	COOP SALARIES	
12/17/15	20-4		13200	1064 ESU 17		20,163.55	.00	COOP SALARIES	
12/17/15	20-4		13200	1064 ESU 17		20,163.55	.00	COOP SALARIES	
TOTAL					241,951.00	80,654.20	.00		161,296.80
21200					.00	.00	.00	BEGINNING BALANCE	
TOTAL					.00	.00	.00		.00
22000					.00	.00	.00	BEGINNING BALANCE	
TOTAL					.00	.00	.00		.00
22100					.00	.00	.00	BEGINNING BALANCE	
09/30/15	13-1				15,347.00				
10/09/15	20-2		13084	1064 ESU 17		1,265.04	.00	COOP SS/MEDICARE	
11/10/15	13-2				.00				
11/10/15	13-2				.00				
11/10/15	13-2				.00				
11/13/15	20-3		13154	1064 ESU 17		1,109.89	.00	COOP SS/MEDICARE	
12/17/15	20-4		13200	1064 ESU 17		1,109.89	.00	COOP SS/MEDICARE	

\* THERE IS A NOTE ASSOCIATED WITH THIS TRANSACTION

SUNGARD PENTAMATION  
 DATE: 02/08/2016  
 TIME: 09:48:06

ESU COORDINATING COUNCIL  
 EXPENDITURE AUDIT TRAIL

PAGE NUMBER: 12  
 AUDIT21

SELECTION CRITERIA: ALL  
 ACCOUNTING PERIODS: 1/16 THRU 5/16

SORTED BY: Fund,Department,Program

TOTALED ON: Fund,Department,Program

PAGE BREAKS ON: Fund

Fund - 01 - GENERAL FUND  
 Org Unit - 0130300000 - COOP COOP GENERAL

ACCOUNT DATE	T/C	Purchase 0	REFERENCE	VENDOR	BUDGET	EXPENDITURES	ENCUMBRANCES	DESCRIPTION	CUMULATIVE BALANCE
22100	SOCIAL SECURITY		(cont'd)						
12/17/15	20-4		13200	1064 ESU 17		1,109.89	.00	COOP SS/MEDCARE	
TOTAL	SOCIAL SECURITY				15,347.00	4,594.71	.00		10,752.29
22200	RETIREMENT				.00	.00	.00	BEGINNING BALANCE	
09/30/15	13-1				23,899.00				
10/09/15	20-2		13084	1064 ESU 17		1,991.72	.00	COOP RETIREMENT	
11/10/15	13-2				.00				
11/13/15	20-3		13154	1064 ESU 17		1,991.72	.00	COOP RETIREMENT	
12/17/15	20-4		13200	1064 ESU 17		1,991.72	.00	COOP RETIREMENT	
12/17/15	20-4		13200	1064 ESU 17		1,991.72	.00	COOP RETIREMENT	
TOTAL	RETIREMENT				23,899.00	7,966.88	.00		15,932.12
22300	HEALTH INSURANCE				.00	.00	.00	BEGINNING BALANCE	
TOTAL	HEALTH INSURANCE				.00	.00	.00		.00
22305	FLEX SPEND				.00	.00	.00	BEGINNING BALANCE	
11/13/15	20-3		13154	1064 ESU 17		1.05	.00	COOP WAGE WORKS	
12/17/15	20-4		13200	1064 ESU 17		.53	.00	COOP WAGE WORKS	
12/17/15	20-4		13200	1064 ESU 17		.53	.00	COOP WAGE WORKS	
TOTAL	FLEX SPEND				.00	2.11	.00		-2.11
22400	WORK COMP				.00	.00	.00	BEGINNING BALANCE	
09/30/15	13-1				1,452.00				
10/09/15	20-2		13084	1064 ESU 17		121.03	.00	COOP WORK COMP	
11/10/15	13-2				.00				
11/13/15	20-3		13154	1064 ESU 17		121.03	.00	COOP WORK COMP	
12/17/15	20-4		13200	1064 ESU 17		121.03	.00	COOP WORK COMP	
12/17/15	20-4		13200	1064 ESU 17		121.03	.00	COOP WORK COMP	
TOTAL	WORK COMP				1,452.00	484.12	.00		967.88
22600	LIFE INSURANCE				.00	.00	.00	BEGINNING BALANCE	
TOTAL	LIFE INSURANCE				.00	.00	.00		.00
22830	UNEMPLOYMENT INS				.00	.00	.00	BEGINNING BALANCE	
TOTAL	UNEMPLOYMENT INS				.00	.00	.00		.00
23150	ACCOUNTING/AUDIT				.00	.00	.00	BEGINNING BALANCE	
09/30/15	13-1				13,330.00				
11/10/15	13-2				.00				
TOTAL	ACCOUNTING/AUDIT				13,330.00	.00	.00		13,330.00

\* THERE IS A NOTE ASSOCIATED WITH THIS TRANSACTION

SUNGARD PENTAMATION  
 DATE: 02/08/2016  
 TIME: 09:48:06

ESU COORDINATING COUNCIL  
 EXPENDITURE AUDIT TRAIL

PAGE NUMBER: 13  
 AUDIT21

SELECTION CRITERIA: ALL  
 ACCOUNTING PERIODS: 1/16 THRU 5/16

SORTED BY: Fund,Department,Program

TOTALED ON: Fund,Department,Program

PAGE BREAKS ON: Fund

Fund - 01 - GENERAL FUND  
 Org Unit - 0130300000 - COOP COOP GENERAL

ACCOUNT DATE	T/C	Purchase 0	REFERENCE	VENDOR	BUDGET	EXPENDITURES	ENCUMBRANCES	DESCRIPTION	CUMULATIVE BALANCE
23160					.00	.00	.00	BEGINNING BALANCE	
TOTAL					.00	.00	.00		.00
23170					.00	.00	.00	BEGINNING BALANCE	
09/30/15	13-1				53,650.00				
10/09/15	20-2		13086	1247 KSB SCHOOL LAW		1,344.82	.00	COOP LEGAL SERVICE	
11/10/15	13-2				.00				
11/13/15	20-3		13155	1247 KSB SCHOOL LAW		1,525.12	.00	COOP LEGAL SERVICE	
11/13/15	20-3		13155	1247 KSB SCHOOL LAW		971.80	.00	COOP LEGAL SERVICE	
12/17/15	20-4		13237	1247 KSB SCHOOL LAW		1,649.05	.00	COOP LEGAL SERVICE	
01/08/16	20-5		13259	1247 KSB SCHOOL LAW		227.90	.00	COOP LEGAL SERVICE	
TOTAL					53,650.00	5,718.69	.00		47,931.31
23180					.00	.00	.00	BEGINNING BALANCE	
09/30/15	13-1				5,000.00				
10/06/15	20-1		13082	1310 ION WAVE TECHNOL		24,500.00	.00	COOP CONTRACTED SERVICE	
10/06/15	20-1		13083	1311 EQUAL LEVEL		45,000.00	.00	COOP CONTRACTED SERVICE	
11/10/15	13-2				.00				
11/16/15	19-3		36			-69,500.00	.00	COOP SOFTWARE ADJUSTMENT	
TOTAL					5,000.00	.00	.00		5,000.00
23190					.00	.00	.00	BEGINNING BALANCE	
TOTAL					.00	.00	.00		.00
23240					.00	.00	.00	BEGINNING BALANCE	
TOTAL					.00	.00	.00		.00
23270					.00	.00	.00	BEGINNING BALANCE	
09/30/15	13-1				17,346.00				
10/09/15	20-2		13084	1064 ESU 17		1,104.00	.00	COOP RENT AINSWORTH	
10/09/15	20-2		13105	1057 ESU 3		90.65	.00	COOP RENT OMAHA	
11/10/15	13-2				.00				
11/02/15	19-3		26			150.00	.00	COOP RENT HOLDREGE	
11/13/15	20-3		13154	1064 ESU 17		1,104.00	.00	COOP RENT AINSWORTH	
11/13/15	20-3		13162	1057 ESU 3		90.65	.00	COOP RENT OMAHA	
11/13/15	20-3		13189	1108 ESU 11		150.00	.00	COOP RENT HOLDREGE	
11/13/15	20-3		13162	1057 ESU 3		90.65	.00	COOP RENT OMAHA	
12/17/15	20-4		13200	1064 ESU 17		1,104.00	.00	COOP RENT AINSWORTH	

\* THERE IS A NOTE ASSOCIATED WITH THIS TRANSACTION

SUNGARD PENTAMATION  
 DATE: 02/08/2016  
 TIME: 09:48:06

ESU COORDINATING COUNCIL  
 EXPENDITURE AUDIT TRAIL

PAGE NUMBER: 14  
 AUDIT21

SELECTION CRITERIA: ALL  
 ACCOUNTING PERIODS: 1/16 THRU 5/16

SORTED BY: Fund,Department,Program

TOTALED ON: Fund,Department,Program

PAGE BREAKS ON: Fund

Fund - 01 - GENERAL FUND  
 Org Unit - 0130300000 - COOP COOP GENERAL

ACCOUNT DATE	T/C	Purchase 0	REFERENCE	VENDOR	BUDGET	EXPENDITURES	ENCUMBRANCES	DESCRIPTION	CUMULATIVE BALANCE
23270								RENTAL/LEASES (cont'd)	
12/17/15	20-4		13245	1057 ESU 3		90.64	.00	COOP RENT OMAHA	
12/17/15	20-4		13200	1064 ESU 17		1,104.00	.00	COOP RENT AINSWORTH	
01/08/16	20-5		13264	1057 ESU 3		90.65	.00	COOP RENT OMAHA	
01/08/16	20-5		13266	1108 ESU 11		150.00	.00	COOP RENT HOLDREGE	
TOTAL					17,346.00	5,319.24	.00		12,026.76
23280					.00	.00	.00	INSURANCE/BONDS	
09/30/15	13-1				384.00		.00	BEGINNING BALANCE	
10/09/15	20-2		13084	1064 ESU 17		32.00	.00	COOP BOND/INSUR AINSWORTH	
11/10/15	13-2				.00				
11/13/15	20-3		13154	1064 ESU 17		32.00	.00	COOP BOND/INSUR.	
12/17/15	20-4		13200	1064 ESU 17		32.00	.00	COOP BOND/INSUR	
12/17/15	20-4		13200	1064 ESU 17		32.00	.00	COOP BOND/INSUR	
TOTAL					384.00	128.00	.00		256.00
23500					.00	.00	.00	ADVERTISING	
09/30/15	13-1				2,500.00		.00	BEGINNING BALANCE	
10/09/15	20-2		13087	1065 OMAHA WORLD HERA		766.00	.00	COOP AB ADVERTISING	
11/11/15	13-2				.00				
11/13/15	20-3		13157	1065 OMAHA WORLD HERA		847.00	.00	COOP BID PUBLILCATION	
TOTAL					2,500.00	1,613.00	.00		887.00
23525					.00	.00	.00	PRINTING	
09/30/15	13-1				500.00		.00	BEGINNING BALANCE	
10/09/15	20-2		13084	1064 ESU 17		17.50	.00	COOP PRINTING/COPIER	
10/09/15	20-2		13153	1108 ESU 11		165.93	.00	COOP PRINTING HOLDREGE	
11/11/15	13-2				.00				
11/02/15	19-3		26			-150.00		COOP PRINTING ADJUSTMENT	
11/13/15	20-3		13154	1064 ESU 17		33.89	.00	COOP PRINTING AINSWORTH	
11/13/15	20-3		13189	1108 ESU 11		3.50	.00	COOP PRINTING HOLDREGE	
12/17/15	20-4		13200	1064 ESU 17		47.96	.00	COOP COPIER/PRINTING	
12/17/15	20-4		13200	1064 ESU 17		20.43	.00	COOP PRINTING AINSWORTH	
01/08/16	20-5		13266	1108 ESU 11		15.80	.00	COOP PRINTING HOLDREGE	
TOTAL					500.00	155.01	.00		344.99
23810					.00	.00	.00	POSTAGE	
09/30/15	13-1				3,000.00		.00	BEGINNING BALANCE	
10/05/15	19-1		16			200.81		COOP POSTAGE	
10/07/15	20-1		EFT00027	1049 TOTALFUNDS BY HA		3.07	.00	COOP POSTAGE	

\* THERE IS A NOTE ASSOCIATED WITH THIS TRANSACTION

SUNGARD PENTAMATION  
 DATE: 02/08/2016  
 TIME: 09:48:06

ESU COORDINATING COUNCIL  
 EXPENDITURE AUDIT TRAIL

PAGE NUMBER: 15  
 AUDIT21

SELECTION CRITERIA: ALL  
 ACCOUNTING PERIODS: 1/16 THRU 5/16

SORTED BY: Fund,Department,Program

TOTALED ON: Fund,Department,Program

PAGE BREAKS ON: Fund

Fund - 01 - GENERAL FUND  
 Org Unit - 0130300000 - COOP COOP GENERAL

ACCOUNT DATE	T/C	Purchase 0	REFERENCE	VENDOR	BUDGET	EXPENDITURES	ENCUMBRANCES	DESCRIPTION	CUMULATIVE BALANCE
23810	POSTAGE		(cont'd)						
10/09/15	20-2		13115	1061 DEB HERICKS		7.67	.00	COOP POSTAGE	
10/30/15	19-2		25			4.85		COOP POSTAGE AINSWORTH	
11/11/15	13-2				.00				
11/13/15	20-3		13187	1196 MAILFINANCE		148.72	.00	COOP POSTAGE METER LEASE	
11/13/15	20-3		13189	1108 ESU 11		.49	.00	COOP POSTAGE HOLDREGE	
11/25/15	19-3		46			2.91		COOP POSTAGE AINSWORTH	
12/17/15	20-4		13236	1049 TOTALFUNDS BY HA		1,003.00	.00	COOP POSTAGE AINSWORTH	
01/04/16	19-4		54			-1,000.00		PREPAID POSTAGE ADJUST	
01/04/16	19-4		55			3.13		COOP POSTAGE USAGE	
02/01/16	19-5		63			3.40		COOP POSTAGE USAGE	
TOTAL	POSTAGE				3,000.00	378.05	.00		2,621.95
23820	PHONE				.00	.00	.00	BEGINNING BALANCE	
09/30/15	13-1				1,368.00				
10/09/15	20-2		13084	1064 ESU 17		84.00	.00	COOP PHONE AINSWORTH	
11/11/15	13-2				.00				
11/13/15	20-3		13154	1064 ESU 17		84.00	.00	COOP PHONE AINSWORTH	
12/17/15	20-4		13200	1064 ESU 17		84.00	.00	COOP PHONE AINSWORTH	
12/17/15	20-4		13200	1064 ESU 17		84.00	.00	COOP PHONE AINSWORTH	
TOTAL	PHONE				1,368.00	336.00	.00		1,032.00
23830	COMPUTER/INTERNET SERVICE				.00	.00	.00	BEGINNING BALANCE	
TOTAL	COMPUTER/INTERNET SERVICE				.00	.00	.00		.00
24100	SUPPLIES				.00	.00	.00	BEGINNING BALANCE	
09/30/15	13-1				3,000.00				
10/08/15	20-2		EFT00028	1039 UNION BANK & TRU		27.27	.00	COOP SUPPLIES	
10/09/15	20-2		13090	1230 ANDERSON AWARDS		17.50	.00	COOP SUPPLIES	
10/09/15	20-2		13091	1226 TPRINT		64.25	.00	COOP SUPPLIES	
10/09/15	20-2		13148	1007 CDW GOVERNMENT I		44.27	.00	COOP SUPPLIES	
10/13/15	17-2	P1600002-01		1315 INSIGHT PUBLIC S			75.16	JU-H90011-S1 SIIG USB 3	
11/11/15	13-2				.00				
11/13/15	20-3		EFT00030	1039 UNION BANK & TRU		-44.76	.00	COOP SUPPLIES/CABLES	
11/13/15	20-3	P1600002-01	13182	1315 INSIGHT PUBLIC S		75.16	-75.16	JU-H90011-S1 SIIG USB 3	
12/17/15	20-4		13233	1315 INSIGHT PUBLIC S		94.61	.00	COOP SUPPLIES	
12/17/15	20-4		EFT00031	1039 UNION BANK & TRU		35.28	.00	COOP SUPPLIES	
01/04/16	17-4	P1600008-01		1131 BROWN & SAENGER			177.00	#10 WHITE WOVE WINDOW ENV	
TOTAL	SUPPLIES				3,000.00	313.58	177.00		2,509.42
24400	PERIODICALS				.00	.00	.00	BEGINNING BALANCE	

\* THERE IS A NOTE ASSOCIATED WITH THIS TRANSACTION

SUNGARD PENTAMATION  
 DATE: 02/08/2016  
 TIME: 09:48:06

ESU COORDINATING COUNCIL  
 EXPENDITURE AUDIT TRAIL

PAGE NUMBER: 16  
 AUDIT21

SELECTION CRITERIA: ALL  
 ACCOUNTING PERIODS: 1/16 THRU 5/16

SORTED BY: Fund,Department,Program

TOTALED ON: Fund,Department,Program

PAGE BREAKS ON: Fund

Fund - 01 - GENERAL FUND  
 Org Unit - 0130300000 - COOP COOP GENERAL

ACCOUNT DATE	T/C	Purchase 0	REFERENCE	VENDOR	BUDGET	EXPENDITURES	ENCUMBRANCES	DESCRIPTION	CUMULATIVE BALANCE
24400	PERIODICALS		(cont'd)						
TOTAL	PERIODICALS				.00	.00	.00		.00
24625	REPAIRS				.00	.00	.00	BEGINNING BALANCE	
TOTAL	REPAIRS				.00	.00	.00		.00
24650	COMPUTER SOFTWARE/LICENSE				.00	.00	.00	BEGINNING BALANCE	
09/30/15	13-1				300,000.00				
11/11/15	13-2				.00				
11/16/15	19-3		36			69,500.00		COOP SOFTWARE ADJUSTMENT	
TOTAL	COMPUTER SOFTWARE/LICENSE				300,000.00	69,500.00	.00		230,500.00
24675	LONG TERM PROJECTS				.00	.00	.00	BEGINNING BALANCE	
TOTAL	LONG TERM PROJECTS				.00	.00	.00		.00
25300	FURNITURE AND EQUIPMENT				.00	.00	.00	BEGINNING BALANCE	
TOTAL	FURNITURE AND EQUIPMENT				.00	.00	.00		.00
25600	COMPUTER HARDWARE				.00	.00	.00	BEGINNING BALANCE	
09/30/15	13-1				1,000.00				
11/11/15	13-2				.00				
11/13/15	20-3		EFT00030	1039 UNION BANK & TRU		-234.40	.00	COOP COMPUTER HARDWARE	
12/17/15	20-4		EFT00031	1039 UNION BANK & TRU		59.89	.00	COOP HARDWARE/MOUSE	
TOTAL	COMPUTER HARDWARE				1,000.00	-174.51	.00		1,174.51
26300	DUES/FEES				.00	.00	.00	BEGINNING BALANCE	
09/30/15	13-1				4,190.00				
11/11/15	13-2				.00				
TOTAL	DUES/FEES				4,190.00	.00	.00		4,190.00
26600	REPAYMENT MEMBER EQUITY				.00	.00	.00	BEGINNING BALANCE	
TOTAL	REPAYMENT MEMBER EQUITY				.00	.00	.00		.00
26700	TRAVEL EXPENSES/MILEAGE				.00	.00	.00	BEGINNING BALANCE	
09/30/15	13-1				15,000.00				
10/08/15	20-2		EFT00028	1039 UNION BANK & TRU		53.55	.00	COOP TRAVEL	
10/09/15	20-2		13113	1073 RODEWAY INN		145.98	.00	COOP TRAVEL/LODGING	
10/09/15	20-2		13119	1101 CRAIG PETERSON		97.75	.00	COOP TRAVEL REIMBURSEMENT	
10/09/15	20-2		13119	1101 CRAIG PETERSON		201.83	.00	COOP TRAVEL REIMBURSEMENT	
10/09/15	20-2		13119	1101 CRAIG PETERSON		201.83	.00	COOP TRAVEL REIMBURSEMENT	

\* THERE IS A NOTE ASSOCIATED WITH THIS TRANSACTION

SUNGARD PENTAMATION  
 DATE: 02/08/2016  
 TIME: 09:48:06

ESU COORDINATING COUNCIL  
 EXPENDITURE AUDIT TRAIL

PAGE NUMBER: 17  
 AUDIT21

SELECTION CRITERIA: ALL  
 ACCOUNTING PERIODS: 1/16 THRU 5/16

SORTED BY: Fund,Department,Program

TOTALED ON: Fund,Department,Program

PAGE BREAKS ON: Fund

Fund - 01 - GENERAL FUND  
 Org Unit - 0130300000 - COOP COOP GENERAL

ACCOUNT	DATE	T/C	Purchase 0	REFERENCE	VENDOR	BUDGET	EXPENDITURES	ENCUMBRANCES	DESCRIPTION	CUMULATIVE BALANCE
26700	TRAVEL EXPENSES/MILEAGE (cont'd)									
	10/09/15	20-2		13120	1076 PRISCILLA QUINTA		94.88	.00	COOP TRAVEL REIMBURSEMENT	
	10/09/15	20-2		13108	1198 COMFORT INN		99.95	.00	COOP TRAVEL/LODGING	
	10/09/15	20-2		13110	1070 COUNTRY INN & SU		83.00	.00	COOP LODGING	
	11/11/15	13-2				.00				
	11/13/15	20-3		13169	1198 COMFORT INN		89.95	.00	COOP TRAVEL/LODGING	
	11/13/15	20-3		13172	1101 CRAIG PETERSON		89.70	.00	COOP TRAVEL/LODGING	
	11/13/15	20-3		13172	1101 CRAIG PETERSON		243.80	.00	COOP TRAVEL/LODGING	
	11/13/15	20-3		13172	1101 CRAIG PETERSON		64.40	.00	COOP TRAVEL/LODGING	
	11/13/15	20-3		13173	1076 PRISCILLA QUINTA		164.38	.00	COOP TRAVEL EXP	
	11/13/15	20-3		13174	1307 COLLEEN LENTZ		208.03	.00	COOP TRAVEL EXP	
	11/13/15	20-3		13190	1070 COUNTRY INN & SU		89.00	.00	COOP TRAVEL/LODGING	
	11/13/15	20-3		13190	1070 COUNTRY INN & SU		89.00	.00	COOP TRAVEL/LODGING	
	11/13/15	20-3		EFT00030	1039 UNION BANK & TRU		30.31	.00	COOP TRAVEL EXP	
	12/17/15	20-4		13210	1101 CRAIG PETERSON		248.98	.00	COOP TRAVEL REIMB	
	12/17/15	20-4		13210	1101 CRAIG PETERSON		64.40	.00	COOP TRAVEL REIMB	
	12/17/15	20-4		13211	1076 PRISCILLA QUINTA		159.39	.00	COOP TRAVEL REIMB	
	12/17/15	20-4		13211	1076 PRISCILLA QUINTA		210.10	.00	COOP TRAVEL REIMB	
	12/17/15	20-4		13249	1072 HOLIDAY INN EXPR		89.00	.00	COOP TRAVEL/LODGING	
	12/17/15	20-4		13251	1278 CORNHUSKER MARRI		139.00	.00	COOP TRAVEL/LODGING	
	12/17/15	20-4		13210	1101 CRAIG PETERSON		199.53	.00	COOP TRAVEL EXP REIMB	
	12/17/15	20-4		13210	1101 CRAIG PETERSON		151.23	.00	COOP TRAVEL EXP REIMB	
	12/17/15	20-4		13210	1101 CRAIG PETERSON		266.23	.00	COOP TRAVEL EXP REIMB	
	12/17/15	20-4		13255	1307 COLLEEN LENTZ		349.76	.00	COOP TRAVEL EXP REIMB	
	01/08/16	20-5		EFT00032	1039 UNION BANK & TRU		433.07	.00	COOP TRAVEL EXPENSES	
	01/08/16	20-5		13268	1073 RODEWAY INN		145.98	.00	COOP TRAVEL/LODGING	
TOTAL	TRAVEL EXPENSES/MILEAGE					15,000.00	4,504.01	.00		10,495.99
26800	CONFERENCE/CONVENTION/MTG									
	09/30/15	13-1				.00	.00	.00	BEGINNING BALANCE	
	10/08/15	20-2		EFT00028	1039 UNION BANK & TRU	8,100.00	350.00	.00	COOP MEETING/AEPA	
	10/08/15	20-2		EFT00028	1039 UNION BANK & TRU		350.00	.00	COOP MEETING/AEPA	
	11/11/15	13-2				.00				
	11/13/15	20-3		EFT00030	1039 UNION BANK & TRU		517.20	.00	COOP AEPA CONF	
	11/13/15	20-3		EFT00030	1039 UNION BANK & TRU		517.20	.00	COOP AEPA CONF	
	01/08/16	20-5		EFT00032	1039 UNION BANK & TRU		1,250.48	.00	COOP CONF/MEETING EXP	
TOTAL	CONFERENCE/CONVENTION/MTG					8,100.00	2,984.88	.00		5,115.12
26850	PROGRAM PURCHASES									
TOTAL	PROGRAM PURCHASES					.00	.00	.00	BEGINNING BALANCE	.00

\* THERE IS A NOTE ASSOCIATED WITH THIS TRANSACTION

SUNGARD PENTAMATION  
 DATE: 02/08/2016  
 TIME: 09:48:06

ESU COORDINATING COUNCIL  
 EXPENDITURE AUDIT TRAIL

PAGE NUMBER: 18  
 AUDIT21

SELECTION CRITERIA: ALL  
 ACCOUNTING PERIODS: 1/16 THRU 5/16

SORTED BY: Fund,Department,Program

TOTALED ON: Fund,Department,Program

PAGE BREAKS ON: Fund

Fund - 01 - GENERAL FUND  
 Org Unit - 0130300000 - COOP COOP GENERAL

ACCOUNT DATE	T/C	Purchase 0	REFERENCE	VENDOR	BUDGET	EXPENDITURES	ENCUMBRANCES	DESCRIPTION	CUMULATIVE BALANCE
26900	CONTINGENCY				.00	.00	.00	BEGINNING BALANCE	.00
TOTAL	CONTINGENCY				.00	.00	.00		.00
TOTAL Program - COOP					711,017.00	184,477.97	177.00		526,362.03
TOTAL Department - COOP					711,017.00	184,477.97	177.00		526,362.03
01-40-400-000-0140400000 - SRS SRS GENERAL									
21100	REGULAR SALARIES				.00	.00	.00	BEGINNING BALANCE	
09/30/15	13-1				294,144.00				
10/09/15	20-2	13084		1064 ESU 17		24,512.10	.00	SRS SALARIES	
11/11/15	13-2				.00				
11/13/15	20-3	13154		1064 ESU 17		24,512.10	.00	SRS SALARIES	
12/17/15	20-4	13200		1064 ESU 17		24,512.10	.00	SRS SALARIES	
12/17/15	20-4	13200		1064 ESU 17		24,512.10	.00	SRS SALARIES	
TOTAL	REGULAR SALARIES				294,144.00	98,048.40	.00		196,095.60
21200	SUB OR TEMP				.00	.00	.00	BEGINNING BALANCE	
TOTAL	SUB OR TEMP				.00	.00	.00		.00
22000	EMPLOYEE BENEFITS				.00	.00	.00	BEGINNING BALANCE	
TOTAL	EMPLOYEE BENEFITS				.00	.00	.00		.00
22100	SOCIAL SECURITY				.00	.00	.00	BEGINNING BALANCE	
09/30/15	13-1				20,354.00				
10/09/15	20-2	13084		1064 ESU 17		1,686.53	.00	SRS SS/MEDICARE	
11/11/15	13-2				.00				
11/13/15	20-3	13154		1064 ESU 17		1,666.12	.00	SRS SS/MEDICARE	
12/17/15	20-4	13200		1064 ESU 17		1,666.12	.00	SRS SS/MEDICARE	
12/17/15	20-4	13200		1064 ESU 17		1,666.12	.00	SRS SS/MEDICARE	
TOTAL	SOCIAL SECURITY				20,354.00	6,684.89	.00		13,669.11
22200	RETIREMENT				.00	.00	.00	BEGINNING BALANCE	
09/30/15	13-1				29,055.00				
10/09/15	20-2	13084		1064 ESU 17		2,421.26	.00	SRS RETIREMENT	
11/11/15	13-2				.00				
11/13/15	20-3	13154		1064 ESU 17		2,421.26	.00	SRS RETIREMENT	

\* THERE IS A NOTE ASSOCIATED WITH THIS TRANSACTION



SUNGARD PENTAMATION  
 DATE: 02/08/2016  
 TIME: 09:48:06

ESU COORDINATING COUNCIL  
 EXPENDITURE AUDIT TRAIL

PAGE NUMBER: 19  
 AUDIT21

SELECTION CRITERIA: ALL  
 ACCOUNTING PERIODS: 1/16 THRU 5/16

SORTED BY: Fund,Department,Program

TOTALED ON: Fund,Department,Program

PAGE BREAKS ON: Fund

Fund - 01 - GENERAL FUND  
 Org Unit - 0140400000 - SRS SRS GENERAL

ACCOUNT DATE	T/C	Purchase 0	REFERENCE	VENDOR	BUDGET	EXPENDITURES	ENCUMBRANCES	DESCRIPTION	CUMULATIVE BALANCE
22200	RETIREMENT								
			(cont'd)						
12/17/15	20-4		13200	1064 ESU 17		2,421.26	.00	SRS RETIREMENT	
12/17/15	20-4		13200	1064 ESU 17		2,421.26	.00	SRS RETIREMENT	
TOTAL	RETIREMENT				29,055.00	9,685.04	.00		19,369.96
22300	HEALTH INSURANCE				.00	.00	.00	BEGINNING BALANCE	
TOTAL	HEALTH INSURANCE				.00	.00	.00		.00
22305	FLEX SPEND				.00	.00	.00	BEGINNING BALANCE	
11/13/15	20-3		13154	1064 ESU 17		1.05	.00	SRS WAGE WORKS	
12/17/15	20-4		13200	1064 ESU 17		.53	.00	SRS WAGE WORKS	
12/17/15	20-4		13200	1064 ESU 17		.53	.00	SRS WAGE WORKS	
TOTAL	FLEX SPEND				.00	2.11	.00		-2.11
22400	WORK COMP				.00	.00	.00	BEGINNING BALANCE	
09/30/15	13-1				1,765.00				
10/09/15	20-2		13084	1064 ESU 17		147.09	.00	SRS WORK COMP	
11/11/15	13-2				.00				
11/13/15	20-3		13154	1064 ESU 17		147.09	.00	SRS WORK COMP	
12/17/15	20-4		13200	1064 ESU 17		147.09	.00	SRS WORK COMP	
12/17/15	20-4		13200	1064 ESU 17		147.09	.00	SRS WORK COMP	
TOTAL	WORK COMP				1,765.00	588.36	.00		1,176.64
22600	LIFE INSURANCE				.00	.00	.00	BEGINNING BALANCE	
TOTAL	LIFE INSURANCE				.00	.00	.00		.00
22830	UNEMPLOYMENT INS				.00	.00	.00	BEGINNING BALANCE	
TOTAL	UNEMPLOYMENT INS				.00	.00	.00		.00
23150	ACCOUNTING/AUDIT				.00	.00	.00	BEGINNING BALANCE	
09/30/15	13-1				1,860.00				
11/11/15	13-2				.00				
TOTAL	ACCOUNTING/AUDIT				1,860.00	.00	.00		1,860.00
23170	LEGAL SERVICES				.00	.00	.00	BEGINNING BALANCE	
09/30/15	13-1				3,300.00				
10/09/15	20-2		13086	1247 KSB SCHOOL LAW		187.65	.00	SRS LEGAL SERVICE	
11/11/15	13-2				.00				
11/13/15	20-3		13155	1247 KSB SCHOOL LAW		212.81	.00	SRS LEGAL SERVICE	
11/13/15	20-3		13155	1247 KSB SCHOOL LAW		135.60	.00	SRS LEGAL SERVICE	

\* THERE IS A NOTE ASSOCIATED WITH THIS TRANSACTION

SUNGARD PENTAMATION  
 DATE: 02/08/2016  
 TIME: 09:48:06

ESU COORDINATING COUNCIL  
 EXPENDITURE AUDIT TRAIL

PAGE NUMBER: 20  
 AUDIT21

SELECTION CRITERIA: ALL  
 ACCOUNTING PERIODS: 1/16 THRU 5/16

SORTED BY: Fund,Department,Program

TOTALED ON: Fund,Department,Program

PAGE BREAKS ON: Fund

Fund - 01 - GENERAL FUND  
 Org Unit - 0140400000 - SRS SRS GENERAL

ACCOUNT	DATE	T/C	Purchase 0	REFERENCE	VENDOR	BUDGET	EXPENDITURES	ENCUMBRANCES	DESCRIPTION	CUMULATIVE BALANCE
23170										
	12/17/15	20-4		13237	1247 KSB SCHOOL LAW		230.10	.00	SRS LEGAL SERVICE	
	01/08/16	20-5		13259	1247 KSB SCHOOL LAW		31.80	.00	SRS LEGAL SERVICE	
TOTAL		LEGAL SERVICES				3,300.00	797.96	.00		2,502.04
23180						.00	.00	.00	BEGINNING BALANCE	
	09/30/15	13-1				60,350.00				
	10/09/15	20-2		13093	1052 SOLIANT CONSULTI		3,456.25	.00	SRS CONTRACTED SERVICE	
	10/09/15	20-2		13093	1052 SOLIANT CONSULTI		6,095.25	.00	SRS CONTRACTED SERVICE	
	10/09/15	20-2		13094	1051 HARVILL ENTERPRI		800.00	.00	SRS CONTRACTED SERVICE	
	10/09/15	20-2		13152	1052 SOLIANT CONSULTI		8,793.75	.00	SRS CONTRACTED SERVICE	
	11/11/15	13-2				.00				
	11/13/15	20-3		13161	1051 HARVILL ENTERPRI		800.00	.00	SRS CONTRACTED SERVICES	
	11/13/15	20-3		13161	1051 HARVILL ENTERPRI		800.00	.00	SRS CONTRACTED SERVICE	
	12/17/15	20-4		13242	1052 SOLIANT CONSULTI		962.50	.00	SRS CONTRACTED SERVICE	
	12/17/15	20-4		13243	1051 HARVILL ENTERPRI		800.00	.00	SRS CONTRACTED SERVICE	
	01/08/16	20-5		EFT00032	1039 UNION BANK & TRU		10.00	.00	SRS ATLISSIAN	
	01/08/16	20-5		EFT00032	1039 UNION BANK & TRU		.30	.00	SRS CONTRACTED SERVICE	
	01/08/16	20-5		13262	1051 HARVILL ENTERPRI		800.00	.00	SRS CONTRACTED SERVICE	
	01/08/16	20-5		13263	1052 SOLIANT CONSULTI		175.00	.00	SRS CONTRACTED SERVICE	
TOTAL		CONTRACTED SERVICES				60,350.00	23,493.05	.00		36,856.95
23190						.00	.00	.00	BEGINNING BALANCE	
TOTAL		PROFESSIONAL DEVELOPMENT				.00	.00	.00		.00
23240						.00	.00	.00	BEGINNING BALANCE	
TOTAL		UTILITIES				.00	.00	.00		.00
23270						.00	.00	.00	BEGINNING BALANCE	
	09/30/15	13-1				9,942.00				
	10/09/15	20-2		13085	1041 NASB		775.00	.00	SRS RENT LINCOLN	
	10/09/15	20-2		13105	1057 ESU 3		54.70	.00	SRS RENT OMAHA	
	10/09/15	20-2		13151	1041 NASB		775.00	.00	SRS OCT RENT LINCOLN	
	11/11/15	13-2				.00				
	11/13/15	20-3		13162	1057 ESU 3		54.70	.00	SRS RENT OMAHA	
	11/13/15	20-3		13188	1041 NASB		775.00	.00	SRS RENT LINCOLN	
	11/13/15	20-3		13162	1057 ESU 3		54.70	.00	SRS RENT OMAHA	
	12/17/15	20-4		13238	1041 NASB		775.00	.00	SRS RENT LINCOLN	
	12/17/15	20-4		13245	1057 ESU 3		54.70	.00	SRS RENT OMAHA	
	01/08/16	20-5		13261	1041 NASB		825.00	.00	SRS RENT LINCOLN	

\* THERE IS A NOTE ASSOCIATED WITH THIS TRANSACTION

SUNGARD PENTAMATION  
 DATE: 02/08/2016  
 TIME: 09:48:06

ESU COORDINATING COUNCIL  
 EXPENDITURE AUDIT TRAIL

PAGE NUMBER: 21  
 AUDIT21

SELECTION CRITERIA: ALL  
 ACCOUNTING PERIODS: 1/16 THRU 5/16

SORTED BY: Fund,Department,Program

TOTALED ON: Fund,Department,Program

PAGE BREAKS ON: Fund

Fund - 01 - GENERAL FUND  
 Org Unit - 0140400000 - SRS SRS GENERAL

ACCOUNT DATE	T/C	Purchase 0	REFERENCE	VENDOR	BUDGET	EXPENDITURES	ENCUMBRANCES	DESCRIPTION	CUMULATIVE BALANCE
23270	RENTAL/LEASES		(cont'd)						
01/08/16	20-5		13264	1057 ESU 3		54.70	.00	SRS RENT OMAHA	
TOTAL	RENTAL/LEASES				9,942.00	4,198.50	.00		5,743.50
23280	INSURANCE/BONDS				.00	.00	.00	BEGINNING BALANCE	
TOTAL	INSURANCE/BONDS				.00	.00	.00		.00
23500	ADVERTISING				.00	.00	.00	BEGINNING BALANCE	
TOTAL	ADVERTISING				.00	.00	.00		.00
23525	PRINTING				.00	.00	.00	BEGINNING BALANCE	
09/30/15	13-1				200.00				
11/11/15	13-2				.00				
11/13/15	20-3		13159	1050 BISHOP BUSINESS		59.28	.00	SRS COPIES/PRINTING	
TOTAL	PRINTING				200.00	59.28	.00		140.72
23810	POSTAGE				.00	.00	.00	BEGINNING BALANCE	
09/30/15	13-1				100.00				
10/30/15	19-2		25			3.88		SRS POSTAGE AINSWORTH	
11/11/15	13-2				.00				
11/25/15	19-3		46			3.40		SRS POSTAGE AINSWORTH	
01/04/16	19-4		55			1.94		SRS POSTAGE USAGE	
02/01/16	19-5		63			1.46		SRS POSTAGE USAGE	
TOTAL	POSTAGE				100.00	10.68	.00		89.32
23820	PHONE				.00	.00	.00	BEGINNING BALANCE	
09/30/15	13-1				1,549.00				
10/09/15	20-2		13088	1044 TIME WARNER CABL		62.07	.00	SRS PHONE LINCOLN	
11/11/15	13-2				.00				
11/13/15	20-3		13160	1044 TIME WARNER CABL		66.05	.00	SRS PHONE LINCOLN	
11/13/15	20-3		13160	1044 TIME WARNER CABL		62.11	.00	SRS PHONE LINCOLN	
12/17/15	20-4		13244	1044 TIME WARNER CABL		66.05	.00	SRS PHONE LINCOLN	
TOTAL	PHONE				1,549.00	256.28	.00		1,292.72
23830	COMPUTER/INTERNET SERVICE				.00	.00	.00	BEGINNING BALANCE	
09/30/15	13-1				4,188.00				
10/09/15	20-2		13088	1044 TIME WARNER CABL		153.13	.00	SRS INTERNET LINCOLN	
11/11/15	13-2				.00				
11/13/15	20-3		13160	1044 TIME WARNER CABL		157.10	.00	SRS INTERNET LINCOLN	
11/13/15	20-3		13160	1044 TIME WARNER CABL		153.15	.00	SRS INTERNET LINCOLN	

\* THERE IS A NOTE ASSOCIATED WITH THIS TRANSACTION

SUNGARD PENTAMATION  
 DATE: 02/08/2016  
 TIME: 09:48:06

ESU COORDINATING COUNCIL  
 EXPENDITURE AUDIT TRAIL

PAGE NUMBER: 22  
 AUDIT21

SELECTION CRITERIA: ALL  
 ACCOUNTING PERIODS: 1/16 THRU 5/16

SORTED BY: Fund,Department,Program

TOTALED ON: Fund,Department,Program

PAGE BREAKS ON: Fund

Fund - 01 - GENERAL FUND  
 Org Unit - 0140400000 - SRS SRS GENERAL

ACCOUNT	DATE	T/C	Purchase 0	REFERENCE	VENDOR	BUDGET	EXPENDITURES	ENCUMBRANCES	DESCRIPTION	CUMULATIVE BALANCE
23830									COMPUTER/INTERNET SERVICE (cont'd)	
	12/17/15		20-4	13244	1044 TIME WARNER CABL		157.10	.00	SRS INTERENT LINCOLN	
TOTAL				COMPUTER/INTERNET SERVICE		4,188.00	620.48	.00		3,567.52
24100						.00	.00	.00	BEGINNING BALANCE	
	09/30/15		13-1			500.00				
	10/09/15		20-2	13090	1230 ANDERSON AWARDS		8.75	.00	SRS SUPPLIES	
	11/11/15		13-2			.00				
	11/13/15		20-3	EFT00030	1039 UNION BANK & TRU		-32.10	.00	SRS JABRA SUPPLIES	
	11/13/15		20-3	13199	1111 WADE FRUHLING		7.30	.00	SRS SUPPLIES	
TOTAL				SUPPLIES		500.00	-16.05	.00		516.05
24400						.00	.00	.00	BEGINNING BALANCE	
TOTAL				PERIODICALS		.00	.00	.00		.00
24625						.00	.00	.00	BEGINNING BALANCE	
TOTAL				REPAIRS		.00	.00	.00		.00
24650						.00	.00	.00	BEGINNING BALANCE	
	09/30/15		13-1			3,700.00				
	11/11/15		13-2			.00				
	11/13/15		20-3	EFT00030	1039 UNION BANK & TRU		25.00	.00	SRS GITHUB SOFTWARE	
	11/13/15		20-3	EFT00030	1039 UNION BANK & TRU		25.00	.00	SRS GITHUB SOFTWARE	
	12/17/15		20-4	EFT00031	1039 UNION BANK & TRU		25.00	.00	SRS SOFTWARE, GITHUB	
	01/08/16		20-5	EFT00032	1039 UNION BANK & TRU		25.00	.00	SRS SOFTWARE GITHUB	
TOTAL				COMPUTER SOFTWARE/LICENSE		3,700.00	100.00	.00		3,600.00
24675						.00	.00	.00	BEGINNING BALANCE	
TOTAL				LONG TERM PROJECTS		.00	.00	.00		.00
25300						.00	.00	.00	BEGINNING BALANCE	
TOTAL				FURNITURE AND EQUIPMENT		.00	.00	.00		.00
25600						.00	.00	.00	BEGINNING BALANCE	
	09/30/15		13-1			2,500.00				
	10/09/15		20-2	13147	1002 APPLE COMPUTER		79.00	.00	SRS COMPUTER HARDWARE	
	11/11/15		13-2			.00				
	11/13/15		20-3	EFT00030	1039 UNION BANK & TRU		75.40	.00	SRS COMPUTER HARDWARE	
	11/13/15		20-3	EFT00030	1039 UNION BANK & TRU		-37.32	.00	SRS COMPUTER HARDWARE	
TOTAL				COMPUTER HARDWARE		2,500.00	117.08	.00		2,382.92

\* THERE IS A NOTE ASSOCIATED WITH THIS TRANSACTION

SUNGARD PENTAMATION  
 DATE: 02/08/2016  
 TIME: 09:48:06

ESU COORDINATING COUNCIL  
 EXPENDITURE AUDIT TRAIL

PAGE NUMBER: 23  
 AUDIT21

SELECTION CRITERIA: ALL  
 ACCOUNTING PERIODS: 1/16 THRU 5/16

SORTED BY: Fund,Department,Program

TOTALED ON: Fund,Department,Program

PAGE BREAKS ON: Fund

Fund - 01 - GENERAL FUND  
 Org Unit - 0140400000 - SRS SRS GENERAL

ACCOUNT DATE	T/C	Purchase 0	REFERENCE	VENDOR	BUDGET	EXPENDITURES	ENCUMBRANCES	DESCRIPTION	CUMULATIVE BALANCE
26300	DUES/FEES				.00	.00	.00	BEGINNING BALANCE	
TOTAL	DUES/FEES				.00	.00	.00		.00
26700	TRAVEL EXPENSES/MILEAGE				.00	.00	.00	BEGINNING BALANCE	
09/30/15	13-1				9,340.00				
10/09/15	20-2		13111	1224 HAMPTON INN & SU		129.00	.00	SRS LODGING	
11/11/15	13-2				.00				
11/13/15	20-3		13167	1084 HOLIDAY INN EXPR		89.00	.00	SRS TRAVEL/LODGING	
11/13/15	20-3		13198	1074 HOLIDAY INN EXPR		89.00	.00	SRS TRAVEL/LODGING	
11/13/15	20-3		13199	1111 WADE FRUHLING		1,537.48	.00	SRS TRAVEL EXP REIMBURSE	
TOTAL	TRAVEL EXPENSES/MILEAGE				9,340.00	1,844.48	.00		7,495.52
26800	CONFERENCE/CONVENTION/MTG				.00	.00	.00	BEGINNING BALANCE	
09/30/15	13-1				3,030.00				
09/30/15	13-1				-1.00				
11/11/15	13-2				.00				
11/13/15	20-3		EFT00030	1039 UNION BANK & TRU		163.60	.00	SRS CONF EXPENSE	
11/13/15	20-3		EFT00030	1039 UNION BANK & TRU		230.10	.00	SRS CONF EXPENSE	
11/13/15	20-3		EFT00030	1039 UNION BANK & TRU		28.00	.00	SRS CONF EXPENSE	
11/13/15	20-3		EFT00030	1039 UNION BANK & TRU		430.12	.00	SRS TRAVEL/LODGING	
11/13/15	20-3		13199	1111 WADE FRUHLING		65.27	.00	SRS CONF/MEETING EXP	
TOTAL	CONFERENCE/CONVENTION/MTG				3,029.00	917.09	.00		2,111.91
26850	PROGRAM PURCHASES				.00	.00	.00	BEGINNING BALANCE	
TOTAL	PROGRAM PURCHASES				.00	.00	.00		.00
26900	CONTINGENCY				.00	.00	.00	BEGINNING BALANCE	
TOTAL	CONTINGENCY				.00	.00	.00		.00
TOTAL Program - SRS					445,876.00	147,407.63	.00		298,468.37
TOTAL Department - SRS					445,876.00	147,407.63	.00		298,468.37
01-50-500-000-0150500000 - PROF DEV PD GENERAL									
21100	REGULAR SALARIES				.00	.00	.00	BEGINNING BALANCE	
09/30/15	13-1				24,276.00				
10/09/15	20-2		13084	1064 ESU 17		2,023.38	.00	PD SALARIES	

\* THERE IS A NOTE ASSOCIATED WITH THIS TRANSACTION

SUNGARD PENTAMATION  
 DATE: 02/08/2016  
 TIME: 09:48:06

ESU COORDINATING COUNCIL  
 EXPENDITURE AUDIT TRAIL

PAGE NUMBER: 24  
 AUDIT21

SELECTION CRITERIA: ALL  
 ACCOUNTING PERIODS: 1/16 THRU 5/16

SORTED BY: Fund,Department,Program

TOTALED ON: Fund,Department,Program

PAGE BREAKS ON: Fund

Fund - 01 - GENERAL FUND  
 Org Unit - 0150500000 - PROF DEV PD GENERAL

ACCOUNT DATE	T/C	Purchase 0	REFERENCE	VENDOR	BUDGET	EXPENDITURES	ENCUMBRANCES	DESCRIPTION	CUMULATIVE BALANCE
21100		REGULAR SALARIES		(cont'd)					
11/11/15		13-2			.00				
11/13/15		20-3	13154	1064 ESU 17		2,023.38	.00	PD SALARIES	
12/17/15		20-4	13200	1064 ESU 17		2,023.38	.00	PD SALARIES	
12/17/15		20-4	13200	1064 ESU 17		2,023.38	.00	PD SALAREIS	
TOTAL		REGULAR SALARIES			24,276.00	8,093.52	.00		16,182.48
22000		EMPLOYEE BENEFITS			.00	.00	.00	BEGINNING BALANCE	
TOTAL		EMPLOYEE BENEFITS			.00	.00	.00		.00
22100		SOCIAL SECURITY			.00	.00	.00	BEGINNING BALANCE	
09/30/15		13-1			1,749.00				
10/09/15		20-2	13084	1064 ESU 17		143.43	.00	PD SS/MEDICARE	
11/11/15		13-2			.00				
11/13/15		20-3	13154	1064 ESU 17		86.27	.00	PD SS/MEDICARE	
12/17/15		20-4	13200	1064 ESU 17		86.27	.00	PD SS/MEDICARE	
12/17/15		20-4	13200	1064 ESU 17		86.27	.00	PD SS/MEDICARE	
TOTAL		SOCIAL SECURITY			1,749.00	402.24	.00		1,346.76
22200		RETIREMENT			.00	.00	.00	BEGINNING BALANCE	
09/30/15		13-1			2,398.00				
10/09/15		20-2	13084	1064 ESU 17		199.86	.00	PD RETIREMENT	
11/11/15		13-2			.00				
11/13/15		20-3	13154	1064 ESU 17		199.86	.00	PD RETIREMENT	
12/17/15		20-4	13200	1064 ESU 17		199.86	.00	PD RETIREMENT	
12/17/15		20-4	13200	1064 ESU 17		199.86	.00	PD RETIREMENT	
TOTAL		RETIREMENT			2,398.00	799.44	.00		1,598.56
22300		HEALTH INSURANCE			.00	.00	.00	BEGINNING BALANCE	
TOTAL		HEALTH INSURANCE			.00	.00	.00		.00
22305		FLEX SPEND			.00	.00	.00	BEGINNING BALANCE	
TOTAL		FLEX SPEND			.00	.00	.00		.00
22400		WORK COMP			.00	.00	.00	BEGINNING BALANCE	
09/30/15		13-1			146.00				
10/09/15		20-2	13084	1064 ESU 17		12.14	.00	PD WORK COMP	
11/11/15		13-2			.00				
11/13/15		20-3	13154	1064 ESU 17		12.14	.00	PD WORK COMP	
12/17/15		20-4	13200	1064 ESU 17		12.14	.00	PD WORK COMP	

\* THERE IS A NOTE ASSOCIATED WITH THIS TRANSACTION

SUNGARD PENTAMATION  
 DATE: 02/08/2016  
 TIME: 09:48:06

ESU COORDINATING COUNCIL  
 EXPENDITURE AUDIT TRAIL

PAGE NUMBER: 25  
 AUDIT21

SELECTION CRITERIA: ALL  
 ACCOUNTING PERIODS: 1/16 THRU 5/16

SORTED BY: Fund,Department,Program

TOTALED ON: Fund,Department,Program

PAGE BREAKS ON: Fund

Fund - 01 - GENERAL FUND  
 Org Unit - 0150500000 - PROF DEV PD GENERAL

ACCOUNT DATE	T/C	Purchase 0	REFERENCE	VENDOR	BUDGET	EXPENDITURES	ENCUMBRANCES	DESCRIPTION	CUMULATIVE BALANCE
22400	WORK COMP		(cont'd)						
12/17/15	20-4		13200	1064 ESU 17		12.14	.00	PD WORK COMP	
TOTAL	WORK COMP				146.00	48.56	.00		97.44
23525	PRINTING				.00	.00	.00	BEGINNING BALANCE	
TOTAL	PRINTING				.00	.00	.00		.00
23810	POSTAGE				.00	.00	.00	BEGINNING BALANCE	
10/05/15	19-1		16			1.46		PD POSTAGE	
10/30/15	19-2		25			3.39		PD POSTAGE AINSWORTH	
11/25/15	19-3		46			.97		PD POSTAGE AINSWORTH	
01/04/16	19-4		55			5.06		PD POSTAGE USAGE	
TOTAL	POSTAGE				.00	10.88	.00		-10.88
24100	SUPPLIES				.00	.00	.00	BEGINNING BALANCE	
TOTAL	SUPPLIES				.00	.00	.00		.00
26700	TRAVEL EXPENSES/MILEAGE				.00	.00	.00	BEGINNING BALANCE	
TOTAL	TRAVEL EXPENSES/MILEAGE				.00	.00	.00		.00
01-50-500-200-0150500200 - PROF DEV PD ESU									
23170	LEGAL SERVICES				.00	.00	.00	BEGINNING BALANCE	
09/30/15	13-1				1,000.00				
11/11/15	13-2				.00				
TOTAL	LEGAL SERVICES				1,000.00	.00	.00		1,000.00
23180	CONTRACTED SERVICES				.00	.00	.00	BEGINNING BALANCE	
09/30/15	13-1				4,000.00				
11/11/15	13-2				.00				
TOTAL	CONTRACTED SERVICES				4,000.00	.00	.00		4,000.00
23190	PROFESSIONAL DEVELOPMENT				.00	.00	.00	BEGINNING BALANCE	
TOTAL	PROFESSIONAL DEVELOPMENT				.00	.00	.00		.00
23810	POSTAGE				.00	.00	.00	BEGINNING BALANCE	
09/30/15	13-1				250.00				
11/11/15	13-2				.00				
TOTAL	POSTAGE				250.00	.00	.00		250.00
24100	SUPPLIES				.00	.00	.00	BEGINNING BALANCE	

\* THERE IS A NOTE ASSOCIATED WITH THIS TRANSACTION

SUNGARD PENTAMATION  
 DATE: 02/08/2016  
 TIME: 09:48:06

ESU COORDINATING COUNCIL  
 EXPENDITURE AUDIT TRAIL

PAGE NUMBER: 26  
 AUDIT21

SELECTION CRITERIA: ALL  
 ACCOUNTING PERIODS: 1/16 THRU 5/16

SORTED BY: Fund,Department,Program

TOTALED ON: Fund,Department,Program

PAGE BREAKS ON: Fund

Fund - 01 - GENERAL FUND  
 Org Unit - 0150500200 - PROF DEV PD ESU

ACCOUNT DATE	T/C	Purchase O	REFERENCE	VENDOR	BUDGET	EXPENDITURES	ENCUMBRANCES	DESCRIPTION	CUMULATIVE BALANCE
24100		SUPPLIES		(cont'd)					
09/30/15	13-1				500.00				
11/11/15	13-2				.00				
TOTAL		SUPPLIES			500.00	.00	.00		500.00
26700		TRAVEL EXPENSES/MILEAGE			.00	.00	.00	BEGINNING BALANCE	
09/30/15	13-1				1,000.00				
10/09/15	20-2		13108	1198 COMFORT INN		99.95	.00	PD TRAVEL/LODGING	
11/11/15	13-2				.00				
TOTAL		TRAVEL EXPENSES/MILEAGE			1,000.00	99.95	.00		900.05
26800		CONFERENCE/CONVENTION/MTG			.00	.00	.00	BEGINNING BALANCE	
09/30/15	13-1				12,750.00				
10/09/15	20-2		13105	1057 ESU 3		3,180.00	.00	PD PRO DEV MEETINGS	
11/11/15	13-2				.00				
TOTAL		CONFERENCE/CONVENTION/MTG			12,750.00	3,180.00	.00		9,570.00
01-50-500-400-0150500400 - PROF DEV PD FEDERAL									
23180		CONTRACTED SERVICES			.00	.00	.00	BEGINNING BALANCE	
09/30/15	13-1				1,450,000.00				
11/11/15	13-2				.00				
TOTAL		CONTRACTED SERVICES			1,450,000.00	.00	.00		1,450,000.00
TOTAL Program - PROF DEV					1,498,069.00	12,634.59	.00		1,485,434.41
01-50-510-200-0150510200 - PROF DEV NOC ESU									
23190		PROFESSIONAL DEVELOPMENT			.00	.00	.00	BEGINNING BALANCE	
09/30/15	13-1				21,000.00				
11/11/15	13-2				.00				
11/13/15	20-3		13197	1323 INNOV8TIVE SOFTW		1,250.00	.00	PD NOC PRO DEV TRAINING	
TOTAL		PROFESSIONAL DEVELOPMENT			21,000.00	1,250.00	.00		19,750.00
24400		PERIODICALS			.00	.00	.00	BEGINNING BALANCE	
09/30/15	13-1				5,640.00				
10/09/15	20-2		13102	1027 SAFARI BOOKS ONL		5,640.00	.00	PD NOC SAFARI BOOKS ONLIN	
11/11/15	13-2				.00				
TOTAL		PERIODICALS			5,640.00	5,640.00	.00		.00

\* THERE IS A NOTE ASSOCIATED WITH THIS TRANSACTION



SUNGARD PENTAMATION  
 DATE: 02/08/2016  
 TIME: 09:48:06

ESU COORDINATING COUNCIL  
 EXPENDITURE AUDIT TRAIL

PAGE NUMBER: 27  
 AUDIT21

SELECTION CRITERIA: ALL  
 ACCOUNTING PERIODS: 1/16 THRU 5/16

SORTED BY: Fund,Department,Program

TOTALED ON: Fund,Department,Program

PAGE BREAKS ON: Fund

Fund - 01 - GENERAL FUND  
 Org Unit - 0150510200 - PROF DEV NOC ESU

ACCOUNT DATE	T/C	Purchase 0	REFERENCE	VENDOR	BUDGET	EXPENDITURES	ENCUMBRANCES	DESCRIPTION	CUMULATIVE BALANCE
26800					.00	.00	.00	BEGINNING BALANCE	
09/30/15	13-1				1,550.00				
10/09/15	20-2		13105	1057 ESU 3		330.00	.00	PD NOC MEETINGS	
11/11/15	13-2				.00				
12/17/15	20-4		13202	1324 ESU 9		382.93	.00	PD NOC CONF/MEETING	
TOTAL					1,550.00	712.93	.00		837.07
TOTAL Program - NOC					28,190.00	7,602.93	.00		20,587.07
01-50-520-200-0150520200 - PROF DEV SDA ESU									
23190					.00	.00	.00	BEGINNING BALANCE	
09/30/15	13-1				7,300.00				
11/11/15	13-2				.00				
11/13/15	20-3		13162	1057 ESU 3		97.78	.00	PD SDA PROF DEVELOPMENT	
11/13/15	20-3		13196	1322 ANAM CARA CONSUL		6,500.00	.00	PD SDA PRO DEV TRAINING	
TOTAL					7,300.00	6,597.78	.00		702.22
26800					.00	.00	.00	BEGINNING BALANCE	
09/30/15	13-1				9,100.00				
10/09/15	20-2		13105	1057 ESU 3		60.00	.00	PD SDA STRATEGIST MEETING	
10/09/15	20-2		13105	1057 ESU 3		720.00	.00	PD SDA MEETINGS	
11/11/15	13-2				.00				
12/17/15	20-4		13245	1057 ESU 3		913.50	.00	PD SDA MEETING/CONF	
12/17/15	20-4		13245	1057 ESU 3		870.00	.00	PD SDA MEETING/CONF	
02/01/16	19-5		63			28.29	.00	PD SDA POSTAGE USAGE	
TOTAL					9,100.00	2,591.79	.00		6,508.21
TOTAL Program - SDA					16,400.00	9,189.57	.00		7,210.43
01-50-530-200-0150530200 - PROF DEV ESPD ESU									
23170					.00	.00	.00	BEGINNING BALANCE	
09/30/15	11-1				1,000.00			ESPD LEGAL SERVICES	
11/11/15	13-2				.00				
TOTAL					1,000.00	.00	.00		1,000.00
23190					.00	.00	.00	BEGINNING BALANCE	

\* THERE IS A NOTE ASSOCIATED WITH THIS TRANSACTION

SUNGARD PENTAMATION  
 DATE: 02/08/2016  
 TIME: 09:48:06

ESU COORDINATING COUNCIL  
 EXPENDITURE AUDIT TRAIL

SELECTION CRITERIA: ALL  
 ACCOUNTING PERIODS: 1/16 THRU 5/16

SORTED BY: Fund,Department,Program

TOTALED ON: Fund,Department,Program

PAGE BREAKS ON: Fund

Fund - 01 - GENERAL FUND  
 Org Unit - 0150530200 - PROF DEV ESPD ESU

ACCOUNT DATE	T/C	Purchase O	REFERENCE	VENDOR	BUDGET	EXPENDITURES	ENCUMBRANCES	DESCRIPTION	CUMULATIVE BALANCE
23190								PROFESSIONAL DEVELOPMENT (cont'd)	
09/30/15	13-1				1,000.00				
09/30/15	13-1				13,000.00				
11/11/15	13-2				.00				
TOTAL					14,000.00	.00	.00		14,000.00
24100					.00	.00	.00	BEGINNING BALANCE	
TOTAL					.00	.00	.00		.00
26800					.00	.00	.00	BEGINNING BALANCE	
09/30/15	13-1				1,000.00				
11/11/15	13-2				.00				
TOTAL					1,000.00	.00	.00		1,000.00
TOTAL Program - ESPD					16,000.00	.00	.00		16,000.00
01-50-540-200-0150540200 - PROF DEV TAG ESU									
23190					.00	.00	.00	BEGINNING BALANCE	
09/30/15	13-1				2,000.00				
11/11/15	13-2				.00				
TOTAL					2,000.00	.00	.00		2,000.00
26700					.00	.00	.00	BEGINNING BALANCE	
09/30/15	13-1				2,000.00				
11/11/15	13-2				.00				
TOTAL					2,000.00	.00	.00		2,000.00
26800					.00	.00	.00	BEGINNING BALANCE	
09/30/15	13-1				4,300.00				
10/09/15	20-2		13105	1057 ESU 3		390.00		.00 PD TAG MEETINGS	
11/11/15	13-2				.00				
11/13/15	20-3		13164	1067 ESU 10		750.00		.00 PD TAG DIGIAL CITIZENSHIP	
TOTAL					4,300.00	1,140.00	.00		3,160.00
TOTAL Program - TAG					8,300.00	1,140.00	.00		7,160.00
01-50-550-200-0150550200 - PROF DEV NWEA ESU									

\* THERE IS A NOTE ASSOCIATED WITH THIS TRANSACTION

SUNGARD PENTAMATION  
 DATE: 02/08/2016  
 TIME: 09:48:06

ESU COORDINATING COUNCIL  
 EXPENDITURE AUDIT TRAIL

SELECTION CRITERIA: ALL  
 ACCOUNTING PERIODS: 1/16 THRU 5/16

SORTED BY: Fund,Department,Program

TOTALED ON: Fund,Department,Program

PAGE BREAKS ON: Fund

Fund - 01 - GENERAL FUND  
 Org Unit - 0150550200 - PROF DEV NWEA ESU

ACCOUNT DATE	T/C	Purchase 0	REFERENCE	VENDOR	BUDGET	EXPENDITURES	ENCUMBRANCES	DESCRIPTION	CUMULATIVE BALANCE
23180									
23180									
09/30/15	13-1				57,000.00	.00	.00	BEGINNING BALANCE	
11/11/15	13-2				.00				
11/16/15	19-3		33			57,000.00		NWEA ACCT ADJUSTMENT	
TOTAL					57,000.00	57,000.00	.00		.00
23190									
09/30/15	13-1				30,250.00	.00	.00	BEGINNING BALANCE	
10/09/15	20-2		13096	1026 NORTHWEST EVALUA		87,000.00	.00	NWEA ANNUAL FEE/TRAINING	
10/09/15	20-2		13105	1057 ESU 3		285.00	.00	NWEA TRAINING EXPENSES	
10/30/15	19-2		25			.48		NWDA POSTAGE AINSWORTH	
11/11/15	13-2				.00				
11/13/15	20-3		13162	1057 ESU 3		26.30	.00	NWEA POSTAGE	
11/16/15	19-3		33			-57,000.00		NWEA ADJUSTMENT	
01/04/16	19-4		55			2.43		NWEA PRO DEV POSTAGE	
TOTAL					30,250.00	30,314.21	.00		-64.21
TOTAL Program - NWEA					87,250.00	87,314.21	.00		-64.21
01-50-555-300-0150555300 - INTEL/PEP GRANT									
21100									
TOTAL					.00	.00	.00	BEGINNING BALANCE	.00
23180									
TOTAL					.00	.00	.00	BEGINNING BALANCE	.00
23190									
09/30/15	11-1				20,000.00	.00	.00	BEGINNING BALANCE	
11/11/15	13-2				.00			INTEL/PEP PROF DEV	
TOTAL					20,000.00	.00	.00		20,000.00
23500									
TOTAL					.00	.00	.00	BEGINNING BALANCE	.00
24100									
10/07/15	20-1		EFT00026	1222 AMAZON		1,908.69	.00	BEGINNING BALANCE	
11/13/15	20-3		EFT00030	1039 UNION BANK & TRU		39.00	.00	INTEL SUPPLIES	
							.00	INTEL.PEP SUPPLIES	

\* THERE IS A NOTE ASSOCIATED WITH THIS TRANSACTION

SUNGARD PENTAMATION  
 DATE: 02/08/2016  
 TIME: 09:48:06

ESU COORDINATING COUNCIL  
 EXPENDITURE AUDIT TRAIL

PAGE NUMBER: 30  
 AUDIT21

SELECTION CRITERIA: ALL  
 ACCOUNTING PERIODS: 1/16 THRU 5/16

SORTED BY: Fund,Department,Program

TOTALED ON: Fund,Department,Program

PAGE BREAKS ON: Fund

Fund - 01 - GENERAL FUND  
 Org Unit - 0150555300 - INTEL/PEP GRANT

ACCOUNT DATE	T/C	Purchase O	REFERENCE	VENDOR	BUDGET	EXPENDITURES	ENCUMBRANCES	DESCRIPTION	CUMULATIVE BALANCE
24100	SUPPLIES		(cont'd)						
11/13/15	20-3		EFT00030	1039 UNION BANK & TRU		449.97	.00	INTEL/PEP SUPPLIES	
TOTAL	SUPPLIES				.00	2,397.66	.00		-2,397.66
26700	TRAVEL EXPENSES/MILEAGE				.00	.00	.00	BEGINNING BALANCE	
TOTAL	TRAVEL EXPENSES/MILEAGE				.00	.00	.00		.00
26800	CONFERENCE/CONVENTION/MTG				.00	.00	.00	BEGINNING BALANCE	
TOTAL	CONFERENCE/CONVENTION/MTG				.00	.00	.00		.00
TOTAL Program - INTEL GRANT					20,000.00	2,397.66	.00		17,602.34
01-50-560-000-0150560000 - PROF DEV CRISIS GENERAL									
23180	CONTRACTED SERVICES				.00	.00	.00	BEGINNING BALANCE	
09/30/15	13-1				26,000.00				
09/30/15	13-1				-1.00				
11/11/15	13-2				.00				
11/13/15	20-3		13176	1099 JOHN DUDLEY		11,554.74	.00	CRISIS TRN CONTRATED SERV	
01/08/16	20-5		13267	1332 HOLIDAY INN EXPR		89.00	.00	CRISIS DUDLEY LODGING	
TOTAL	CONTRACTED SERVICES				25,999.00	11,643.74	.00		14,355.26
23190	PROFESSIONAL DEVELOPMENT				.00	.00	.00	BEGINNING BALANCE	
09/30/15	13-1				9,400.00				
10/30/15	19-2		25			24.74		CRISIS POSTAGE AINSWORTH	
11/11/15	13-2				.00				
11/13/15	20-3		13158	1066 CHARTWELLS DININ		750.00	.00	CRISIS TRAINING	
11/13/15	20-3		13158	1066 CHARTWELLS DININ		885.20	.00	CRISIS TRAINING	
11/13/15	20-3		13163	1151 ESU 7		18.88	.00	CRISIS TRAINING EXP	
11/13/15	20-3		13165	1104 ESU 16		82.50	.00	CRISIS TRAINING/COPIES	
11/13/15	20-3		13167	1084 HOLIDAY INN EXPR		89.00	.00	CRISIS TRAINING LODGING	
11/13/15	20-3		13167	1084 HOLIDAY INN EXPR		928.09	.00	CRISIS TRAINING CONF	
11/25/15	19-3		46			1.94		CRISIS PRO DEV POSTAGE	
01/08/16	19-4		59			89.00		CRISIS TRAVEL ADJUSTMENT	
02/01/16	19-5		63			.48		CRISIS POSTAGE USAGE	
TOTAL	PROFESSIONAL DEVELOPMENT				9,400.00	2,869.83	.00		6,530.17
TOTAL Program - CRISIS TRAINING					35,399.00	14,513.57	.00		20,885.43

\* THERE IS A NOTE ASSOCIATED WITH THIS TRANSACTION

SUNGARD PENTAMATION  
 DATE: 02/08/2016  
 TIME: 09:48:06

ESU COORDINATING COUNCIL  
 EXPENDITURE AUDIT TRAIL

PAGE NUMBER: 31  
 AUDIT21

SELECTION CRITERIA: ALL  
 ACCOUNTING PERIODS: 1/16 THRU 5/16

SORTED BY: Fund,Department,Program

TOTALED ON: Fund,Department,Program

PAGE BREAKS ON: Fund

Fund - 01 - GENERAL FUND  
 Org Unit - 0150570400 - PROF DEV NMPDS GR FEDERAL

ACCOUNT	DATE	T/C	Purchase 0	REFERENCE	VENDOR	BUDGET	EXPENDITURES	ENCUMBRANCES	DESCRIPTION	CUMULATIVE BALANCE
21100										
REGULAR SALARIES (cont'd)										
01-50-570-400-0150570400 - PROF DEV NMPDS GR FEDERAL										
21100						.00	.00	.00	BEGINNING BALANCE	
	09/30/15	13-1				19,155.00				
	10/09/15	20-2		13084	1064 ESU 17		1,596.23	.00	NMPDS SALARIES	
	11/11/15	13-2				.00				
	11/13/15	20-3		13154	1064 ESU 17		1,596.23	.00	NMPDS SALARIES	
	12/17/15	20-4		13200	1064 ESU 17		1,596.23	.00	NMPDS SALARIES	
	12/17/15	20-4		13200	1064 ESU 17		1,596.23	.00	NMPDS SALARIES	
TOTAL						19,155.00	6,384.92	.00		12,770.08
REGULAR SALARIES										
22000						.00	.00	.00	BEGINNING BALANCE	
TOTAL						.00	.00	.00		.00
EMPLOYEE BENEFITS										
22100						.00	.00	.00	BEGINNING BALANCE	
	09/30/15	13-1				1,303.00				
	10/09/15	20-2		13084	1064 ESU 17		108.54	.00	NMPDS SS/MEDICARE	
	11/11/15	13-2				.00				
	11/13/15	20-3		13154	1064 ESU 17		108.54	.00	NMPDS SS/MEDICARE	
	12/17/15	20-4		13200	1064 ESU 17		108.54	.00	NMPDS SS/MEDICARE	
	12/17/15	20-4		13200	1064 ESU 17		108.54	.00	NMPDS SS/MEDICARE	
TOTAL						1,303.00	434.16	.00		868.84
SOCIAL SECURITY										
22200						.00	.00	.00	BEGINNING BALANCE	
	09/30/15	13-1				1,892.00				
	10/09/15	20-2		13084	1064 ESU 17		157.67	.00	NMPDS RETIREMENT	
	11/11/15	13-2				.00				
	11/13/15	20-3		13154	1064 ESU 17		157.67	.00	NMPDS RETIREMENT	
	12/17/15	20-4		13200	1064 ESU 17		157.67	.00	NMPDS RETIREMENT	
	12/17/15	20-4		13200	1064 ESU 17		157.67	.00	NMPDS RETIREMENT	
TOTAL						1,892.00	630.68	.00		1,261.32
RETIREMENT										
22305						.00	.00	.00	BEGINNING BALANCE	
TOTAL						.00	.00	.00		.00
FLEX SPEND										
22400						.00	.00	.00	BEGINNING BALANCE	
	09/30/15	13-1				115.00				
	10/09/15	20-2		13084	1064 ESU 17		9.58	.00	NMPDS WORK COMP	
	11/11/15	13-2				.00				

\* THERE IS A NOTE ASSOCIATED WITH THIS TRANSACTION

SUNGARD PENTAMATION  
 DATE: 02/08/2016  
 TIME: 09:48:06

ESU COORDINATING COUNCIL  
 EXPENDITURE AUDIT TRAIL

SELECTION CRITERIA: ALL  
 ACCOUNTING PERIODS: 1/16 THRU 5/16

SORTED BY: Fund,Department,Program

TOTALED ON: Fund,Department,Program

PAGE BREAKS ON: Fund

Fund - 01 - GENERAL FUND  
 Org Unit - 0150570400 - PROF DEV NMPDS GR FEDERAL

ACCOUNT DATE	T/C	Purchase 0	REFERENCE	VENDOR	BUDGET	EXPENDITURES	ENCUMBRANCES	DESCRIPTION	CUMULATIVE BALANCE
22400	WORK COMP		(cont'd)						
11/13/15	20-3		13154	1064 ESU 17		9.58	.00	NMPDS RETIREMENT	
12/17/15	20-4		13200	1064 ESU 17		9.58	.00	NMPDS WORK COMP	
12/17/15	20-4		13200	1064 ESU 17		9.58	.00	NMPDS WORK COMP	
TOTAL	WORK COMP				115.00	38.32	.00		76.68
23180	CONTRACTED SERVICES				.00	.00	.00	BEGINNING BALANCE	
09/30/15	13-1				259,618.00				
10/09/15	20-2		13121	1176 HELEN BANZHAF		4,583.33	.00	NMPDS CONTRACTED SERVICE	
10/09/15	20-2		13122	1262 MATHEMATIZE INC.		500.00	.00	NMPDS CONTRACTED SERVICE	
10/09/15	20-2		13124	1282 ANSLEY PUBLIC SC		200.00	.00	NMPDS SUB REIMBURSEMENT	
10/09/15	20-2		13125	1259 ARAPAHOE-HOLBROO		100.00	.00	NMPDS SUB REIMBURSEMENT	
10/09/15	20-2		13126	1283 ASHLAND-GREENWOO		567.50	.00	NMPDS SUB REIMBURSEMENT	
10/09/15	20-2		13127	1284 BOONE CENTRAL SC		100.00	.00	NMPDS SUB REIMBURSEMENT	
10/09/15	20-2		13128	1265 CENTRAL VALLEY P		100.00	.00	NMPDS SUB REIMBURSEMENT	
10/09/15	20-2		13129	1140 EXETER-MILLIGAN		100.00	.00	NMPDS SUB REIMBURSEMENT	
10/09/15	20-2		13130	1270 FREEMAN PUBLIC S		100.00	.00	NMPDS SUB REIMBURSEMENT	
10/09/15	20-2		13131	1204 FREMONT PUBLIC S		400.00	.00	NMPDS SUB REIMBURSEMENT	
10/09/15	20-2		13132	1184 HASTINGS PUBLIC		100.00	.00	NMPDS SUB REIMBURSEMENT	
10/09/15	20-2		13133	1233 HIGH PLAINS COMM		100.00	.00	NMPDS SUB REIMBURSEMENT	
10/09/15	20-2		13134	1119 HUMBOLDT TABLE R		400.00	.00	NMPDS SUB REIMBURSEMENT	
10/09/15	20-2		13135	1148 LITCHFIELD PUBLI		200.00	.00	NMPDS SUB REIMBURSEMENT	
10/09/15	20-2		13136	1126 MADISON PUBLIC S		200.00	.00	NMPDS SUB REIMBURSEMENT	
10/09/15	20-2		13137	1266 MERIDIAN PUBLIC		100.00	.00	NMPDS SUB REIMBURSEMENT	
10/09/15	20-2		13138	1274 NEBRASKA CITY PU		200.00	.00	NMPDS SUB REIMBURSEMENT	
10/09/15	20-2		13139	1255 NIOBRARA PUBLIC		200.00	.00	NMPDS SUB REIMBURSEMENT	
10/09/15	20-2		13140	1286 NORRIS PUBLIC SC		100.00	.00	NMPDS SUB REIMBURSEMENT	
10/09/15	20-2		13141	1137 O'NEILL PUBLIC S		400.00	.00	NMPDS SUB REIMBURSEMENT	
10/09/15	20-2		13142	1245 POTTER-DIX PUBLI		100.00	.00	NMPDS SUB REIMBURSEMENT	
10/09/15	20-2		13143	1276 SEWARD PUBLIC SC		200.00	.00	NMPDS SUB REIMBURSEMENT	
10/09/15	20-2		13144	1297 SPRINGFIELD PLAT		100.00	.00	NMPDS SUB REIMBURSEMENT	
10/09/15	20-2		13145	1139 SUMNER-EDDYVILLE		100.00	.00	NMPDS SUB REIMBURSEMENT	
10/09/15	20-2		13146	1287 WAHOO PUBLIC SCH		100.00	.00	NMPDS SUB REIMBURSEMENT	
11/11/15	13-2				.00				
11/13/15	20-3		13175	1176 HELEN BANZHAF		3,333.33	.00	NMPDS CONTRACTED SERVICE	
11/13/15	20-3		13177	1080 I-CUBED SOLUTION		1,500.00	.00	NMPDS CONTRACTED SERVICE	
11/13/15	20-3		13178	1079 TECHNICAL EVALUL		1,500.00	.00	NMPDS CONTRACTED SERVICE	
11/13/15	20-3		13194	1320 TAMARA WORNER		1,500.00	.00	NMPDS CONTRACTED SERVICES	
11/13/15	20-3		13195	1321 JOHANNA BARNES		1,500.00	.00	NMPDS CONTRACTED SERVICE	
12/17/15	20-4		13215	1282 ANSLEY PUBLIC SC		400.00	.00	NMPDS SUB REIMBURSEMENT	

\* THERE IS A NOTE ASSOCIATED WITH THIS TRANSACTION

SUNGARD PENTAMATION  
 DATE: 02/08/2016  
 TIME: 09:48:06

ESU COORDINATING COUNCIL  
 EXPENDITURE AUDIT TRAIL

PAGE NUMBER: 33  
 AUDIT21

SELECTION CRITERIA: ALL  
 ACCOUNTING PERIODS: 1/16 THRU 5/16

SORTED BY: Fund,Department,Program

TOTALED ON: Fund,Department,Program

PAGE BREAKS ON: Fund

Fund - 01 - GENERAL FUND  
 Org Unit - 0150570400 - PROF DEV NMPDS GR FEDERAL

ACCOUNT DATE	T/C	Purchase 0	REFERENCE	VENDOR	BUDGET	EXPENDITURES	ENCUMBRANCES	DESCRIPTION	CUMULATIVE BALANCE
23180								CONTRACTED SERVICES (cont'd)	
12/17/15	20-4		13216	1243 CENTRAL CITY PUB		100.00	.00	NMPDS SUB REIMBURSEMENT	
12/17/15	20-4		13218	1325 ELKHORN PUBLIC S		300.00	.00	NMPDS SUB REIMB	
12/17/15	20-4		13220	1204 FREMONT PUBLIC S		400.00	.00	NMPDS SUB REIMB	
12/17/15	20-4		13221	1092 KEARNEY PUBLIC S		100.00	.00	NMPDS SUB REIMB	
12/17/15	20-4		13222	1261 MINATARE PUBLIC		200.00	.00	NMPDS SUB REIMB	
12/17/15	20-4		13223	1326 OVERTON PUBLIC S		200.00	.00	NMPDS SUB REIMB	
12/17/15	20-4		13224	1329 PAPIILLION-LAVIST		100.00	.00	NMPDS SUB REIMB	
12/17/15	20-4		13225	1276 SEWARD PUBLIC SC		200.00	.00	NMPDS SUB REIMB	
12/17/15	20-4		13226	1327 STUART PUBLIC SC		200.00	.00	NMPDS SUB REIMB	
12/17/15	20-4		13227	1165 WAVERLY HIGH SCH		100.00	.00	NMPDS SUB REIMB	
12/17/15	20-4		13228	1277 THAYER CENTRAL C		200.00	.00	NMPDS SUB REIMB	
12/17/15	20-4		13229	1328 WEST HOLT PUBLIC		285.00	.00	NMPDS SUB REIMB	
12/17/15	20-4		13212	1176 HELEN BANZHAF		3,333.33	.00	NNMPDS CONTRACTED SERVICE	
12/17/15	20-4		13213	1079 TECHNICAL EVALUL		1,500.00	.00	NMPDS CONTRACTED SERVICE	
12/17/15	20-4		13240	1054 RMC RESEARCH COR		9,480.00	.00	NMPDS CONTRACTED SERVICE	
12/17/15	20-4		13256	1080 I-CUBED SOLUTION		1,500.00	.00	NNMPDS CONTRACTED SERVICE	
12/17/15	20-4		13257	1321 JOHANNA BARNES		1,500.00	.00	NMPDS CONTRACTED SERVICE	
01/08/16	20-5		13270	1176 HELEN BANZHAF		3,333.33	.00	NMPDS CONTRACTED SERVICE	
01/08/16	20-5		13271	1243 CENTRAL CITY PUB		100.00	.00	NMPDS SUB REIMBURSEMENT	
01/08/16	20-5		13272	1333 DAVID CITY PUBLI		200.00	.00	NMPDS SUB REIMBURSEMENT	
01/08/16	20-5		13273	1334 GREYNA PUBLIC SC		800.00	.00	NMPDS SUB REIMBURSEMENT	
01/08/16	20-5		13274	1092 KEARNEY PUBLIC S		100.00	.00	NMPDS SUB REIMBURSEMENT	
01/08/16	20-5		13275	1335 RALSTON PUBLIC S		400.00	.00	NMPDS SUB REIMBURSEMENT	
01/08/16	20-5		13276	1259 ARAPAHOE-HOLBROO		200.00	.00	NMPDS SUB REIMBURSEMENT	
01/08/16	20-5		13277	1276 SEWARD PUBLIC SC		200.00	.00	NMPDS SUB REIMBURSEMENT	
TOTAL				CONTRACTED SERVICES	259,618.00	44,115.82	.00		215,502.18
24100				SUPPLIES	.00	.00	.00	BEGINNING BALANCE	
09/30/15	13-1				11,256.00				
10/07/15	20-1		EFT00026	1222 AMAZON		218.50	.00	NMPDS SUPPLIES/BOOKS	
10/07/15	20-1		EFT00026	1222 AMAZON		655.01	.00	NMPDS SUPPLIES	
10/09/15	20-2		13115	1061 DEB HERICKS		13.10	.00	NMPDS SUPPLIES	
10/09/15	20-2		13121	1176 HELEN BANZHAF		50.00	.00	NMPDS SUPPLIES/PHONE	
10/09/15	20-2		13123	1080 I-CUBED SOLUTION		1,419.12	.00	NMPDS SUPPLIES/BOOKS	
10/09/15	20-2		13123	1080 I-CUBED SOLUTION		500.00	.00	NMPDS SUPPLIES/RULER SETS	
10/09/15	20-2		13150	1062 STAPLES ADVANTAG		507.81	.00	NMPDS SUPPLIES	
10/30/15	19-2		25			14.55		NMPDS POSTAGE AINSWORTH	
11/11/15	13-2				.00				
11/13/15	20-3		13175	1176 HELEN BANZHAF		50.00	.00	NMPDS SUPPLIES/PHONE	

\* THERE IS A NOTE ASSOCIATED WITH THIS TRANSACTION





SUNGARD PENTAMATION  
 DATE: 02/08/2016  
 TIME: 09:48:06

ESU COORDINATING COUNCIL  
 EXPENDITURE AUDIT TRAIL

SELECTION CRITERIA: ALL  
 ACCOUNTING PERIODS: 1/16 THRU 5/16

SORTED BY: Fund,Department,Program

TOTALED ON: Fund,Department,Program

PAGE BREAKS ON: Fund

Fund - 01 - GENERAL FUND  
 Org Unit - 0150570400 - PROF DEV NMPDS GR FEDERAL

ACCOUNT	DATE	T/C	Purchase 0	REFERENCE	VENDOR	BUDGET	EXPENDITURES	ENCUMBRANCES	DESCRIPTION	CUMULATIVE BALANCE
26700	TRAVEL EXPENSES/MILEAGE (cont'd)									
	11/13/15	20-3		13168	1085 HOLIDAY INN EXPR		356.00	.00	NMPDS TRAVEL/LODGING	
	11/13/15	20-3		13169	1198 COMFORT INN		249.00	.00	NMPDS TRAVEL/LODGING	
	11/13/15	20-3		13169	1198 COMFORT INN		421.00	.00	NMPDS TRAVEL/LODGING	
	11/13/15	20-3		13171	1061 DEB HERICKS		81.18	.00	NMPDS TRAVEL/LODGING	
	11/13/15	20-3		13171	1061 DEB HERICKS		669.30	.00	NMPDS TRAVEL/LODGING	
	11/13/15	20-3		13175	1176 HELEN BANZHAF		314.73	.00	NMPDS TRAVEL EXP	
	11/13/15	20-3		13177	1080 I-CUBED SOLUTION		273.12	.00	NMPDS TRAVEL EXP	
	11/13/15	20-3		13178	1079 TECHNICAL EVALUL		270.25	.00	NMPDS TRAVEL EXP	
	11/13/15	20-3		13193	1314 BETH KABES		385.25	.00	NMPDS TRAVEL REIMBURS.	
	11/13/15	20-3		13194	1320 TAMARA WORNER		371.46	.00	NMPDS TRAVEL REIMBURSEMEN	
	11/13/15	20-3		13195	1321 JOHANNA BARNES		372.02	.00	NMPDS TRAVEL REIMBURSEMEN	
	11/13/15	20-3		EFT00030	1039 UNION BANK & TRU		223.27	.00	NMPDS TRAVEL EXPENSE	
	11/13/15	20-3		13169	1198 COMFORT INN		332.00	.00	NMPDS TRAVEL/LODGING	
	11/13/15	20-3		13171	1061 DEB HERICKS		239.11	.00	NMPDS TRAVEL EXP REIMBURS	
	12/17/15	20-4		13216	1243 CENTRAL CITY PUB		50.00	.00	NMPDS TRAVEL REIMBURSEMEN	
	12/17/15	20-4		13217	1064 ESU 17		100.00	.00	NMPDS TRAVEL REIMB	
	12/17/15	20-4		13219	1089 FALLS CITY PUBLI		100.00	.00	NMPDS SUB REIMB	
	12/17/15	20-4		13225	1276 SEWARD PUBLIC SC		100.00	.00	NMPDS TRAVEL REIMB	
	12/17/15	20-4		13226	1327 STUART PUBLIC SC		100.00	.00	NMPDS TRAVEL REIMB	
	12/17/15	20-4		13228	1277 THAYER CENTRAL C		100.00	.00	NMPDS TRAVEL REIMB	
	12/17/15	20-4		13229	1328 WEST HOLT PUBLIC		150.00	.00	NMPDS TRAVEL REIMB	
	12/17/15	20-4		13205	1072 HOLIDAY INN EXPR		83.00	.00	NMPDS TRAVEL/LODGING	
	12/17/15	20-4		13206	1085 HOLIDAY INN EXPR		356.00	.00	NMPDS TRAVEL/LODGING	
	12/17/15	20-4		13207	1198 COMFORT INN		338.00	.00	NMPDS TRAVEL/LODGING	
	12/17/15	20-4		13208	1061 DEB HERICKS		154.67	.00	NMPDS TRAVEL REIMB	
	12/17/15	20-4		13208	1061 DEB HERICKS		232.20	.00	NMPDS TRAVEL REIMB	
	12/17/15	20-4		13212	1176 HELEN BANZHAF		453.24	.00	NMPDS TRAVEL EXP REIMB	
	12/17/15	20-4		13213	1079 TECHNICAL EVALUL		347.30	.00	NMPDS TRAVEL EXP REIMB	
	12/17/15	20-4		13249	1072 HOLIDAY INN EXPR		439.00	.00	NMPDS TRAVEL/LODGING	
	12/17/15	20-4		13256	1080 I-CUBED SOLUTION		355.35	.00	NMPDS TRAVEL REIMBURSE	
	12/17/15	20-4		13257	1321 JOHANNA BARNES		311.64	.00	NMPDS TRAVEL REIMB	
	01/08/16	19-4		59			-89.00		NMPDS TRAVEL ADJUSTMENT	
	01/08/16	20-5		13270	1176 HELEN BANZHAF		171.80	.00	NMPDS TRAVEL EXPENSES	
	01/08/16	20-5		13271	1243 CENTRAL CITY PUB		50.00	.00	NMPDS TRAVEL STIPEND	
	01/08/16	20-5		13277	1276 SEWARD PUBLIC SC		100.00	.00	NMPDS TRAVEL STIPEND	
TOTAL	TRAVEL EXPENSES/MILEAGE					57,940.00	10,754.32	.00		47,185.68
26800	CONFERENCE/CONVENTION/MTG					.00	.00	.00	BEGINNING BALANCE	
	09/30/15	13-1				47,089.00				

\* THERE IS A NOTE ASSOCIATED WITH THIS TRANSACTION

SUNGARD PENTAMATION  
 DATE: 02/08/2016  
 TIME: 09:48:06

ESU COORDINATING COUNCIL  
 EXPENDITURE AUDIT TRAIL

PAGE NUMBER: 36  
 AUDIT21

SELECTION CRITERIA: ALL  
 ACCOUNTING PERIODS: 1/16 THRU 5/16

SORTED BY: Fund,Department,Program

TOTALED ON: Fund,Department,Program

PAGE BREAKS ON: Fund

Fund - 01 - GENERAL FUND  
 Org Unit - 0150570400 - PROF DEV NMPDS GR FEDERAL

ACCOUNT DATE	T/C	Purchase 0	REFERENCE	VENDOR	BUDGET	EXPENDITURES	ENCUMBRANCES	DESCRIPTION	CUMULATIVE BALANCE
26800			CONFERENCE/CONVENTION/MTG (cont'd)						
10/09/15	20-2		13095	1213 NATM		100.00	.00	NMPDS CONF REGISTRATION	
10/09/15	20-2		13101	1213 NATM		15,000.00	.00	NMPDS NATM CONF	
11/11/15	13-2				.00				
11/13/15	20-3		13158	1066 CHARTWELLS DININ		159.85	.00	NMPDS CONF/WORKSHOP	
11/13/15	20-3		13158	1066 CHARTWELLS DININ		172.76	.00	NMPDS CONF/WORKSHOP	
11/13/15	20-3		13162	1057 ESU 3		681.60	.00	NMPDS CONF/WORKSHOP	
11/13/15	20-3		13164	1067 ESU 10		135.99	.00	NMPDS TRAINING/CONF	
11/13/15	20-3		13164	1067 ESU 10		264.00	.00	NMPDS TRAINING/CONF	
12/17/15	20-4		13203	1067 ESU 10		123.50	.00	NMPDS CONF/MEETING	
12/17/15	20-4		13203	1067 ESU 10		275.50	.00	NMPDS CONF/MEETING	
12/17/15	20-4		13204	1281 DIVOTS CONFERENC		494.36	.00	NMPDS CONF/MEETING	
12/17/15	20-4		13245	1057 ESU 3		202.50	.00	NMPDS MEETING/CONF	
12/17/15	20-4		13245	1057 ESU 3		232.50	.00	NMPDS MEETING/CONF	
TOTAL					47,089.00	17,842.56	.00		29,246.44
26900					.00	.00	.00	BEGINNING BALANCE	
09/30/15	13-1				100,000.00				
11/11/15	13-2				.00				
TOTAL					100,000.00	.00	.00		100,000.00
TOTAL Program - MATH GRANT					500,001.00	84,365.73	.00		415,635.27
01-50-575-400-0150575400 - SLDS GRANT									
23180					.00	.00	.00	BEGINNING BALANCE	
09/30/15	13-1				200,000.00				
11/11/15	13-2				.00				
01/08/16	20-5		EFT00032	1039 UNION BANK & TRU		1,999.00	.00	SLDS JITBIT	
TOTAL					200,000.00	1,999.00	.00		198,001.00
24650					.00	.00	.00	BEGINNING BALANCE	
10/20/15	17-2	P1600005-01		1031 SOFTCHOICE CORPO			21,179.04	RQ5134 7JQ-00783 VL-Z	
10/20/15	17-2	P1600005-02		1031 SOFTCHOICE CORPO			185.50	RQ5137 E-32-01182 VL-Z	
10/20/15	17-2	P1600005-03		1031 SOFTCHOICE CORPO			10,669.50	RA8530 P-71-07853 VL-Z	
11/13/15	20-3	P1600005-01	13184	1031 SOFTCHOICE CORPO		21,179.04	-21,179.04	RQ5134 7JQ-00783 VL-Z	
11/13/15	20-3	P1600005-02	13184	1031 SOFTCHOICE CORPO		185.50	-185.50	RQ5137 E-32-01182 VL-Z	
11/13/15	20-3	P1600005-03	13184	1031 SOFTCHOICE CORPO		10,669.50	-10,669.50	RA8530 P-71-07853 VL-Z	
TOTAL					.00	32,034.04	.00		-32,034.04

\* THERE IS A NOTE ASSOCIATED WITH THIS TRANSACTION

SUNGARD PENTAMATION  
 DATE: 02/08/2016  
 TIME: 09:48:06

ESU COORDINATING COUNCIL  
 EXPENDITURE AUDIT TRAIL

PAGE NUMBER: 37  
 AUDIT21

SELECTION CRITERIA: ALL  
 ACCOUNTING PERIODS: 1/16 THRU 5/16

SORTED BY: Fund,Department,Program

TOTALED ON: Fund,Department,Program

PAGE BREAKS ON: Fund

Fund - 01 - GENERAL FUND  
 Org Unit - 0150575400 - SLDS GRANT

ACCOUNT DATE	T/C	Purchase 0	REFERENCE	VENDOR	BUDGET	EXPENDITURES	ENCUMBRANCES	DESCRIPTION	CUMULATIVE BALANCE
25600	COMPUTER	HARDWARE			.00	.00	.00	BEGINNING BALANCE	
10/20/15	11-2				.00			SLDS COMPUTER HARDWARE	
10/20/15	17-2	P160000-01		1007 CDW GOVERNMENT I			10,046.40	3589662 LVO TS TS RD650	
10/20/15	17-2	P160000-02		1007 CDW GOVERNMENT I			2,734.00	3608929 LVO RD650 XEON	
10/20/15	17-2	P160000-03		1007 CDW GOVERNMENT I			11,166.72	3518823 LVO 16GB MEM DD	
10/20/15	17-2	P160000-04		1007 CDW GOVERNMENT I			318.84	3525448 LVO NET BO LTS	
10/20/15	17-2	P160000-05		1007 CDW GOVERNMENT I			2,186.52	3546092 LVO HDD BO LTS	
10/20/15	17-2	P160000-06		1007 CDW GOVERNMENT I			1,381.48	3531810 LVO GEN5 1100W	
10/20/15	17-2	P160000-07		1007 CDW GOVERNMENT I			338.76	3523885 LVO SYSTEM MGR	
10/20/15	17-2	P160000-08		1007 CDW GOVERNMENT I			2,247.76	3546108 LVO 2TB 7.2K 3.	
10/20/15	17-2	P160000-09		1007 CDW GOVERNMENT I			278.04	3551668 LVO TOPSELLER 3	
10/20/15	17-2	P160000-10		1007 CDW GOVERNMENT I			1,185.56	1455195 TRIPP PDU SWITC	
10/20/15	17-2	P160000-11		1007 CDW GOVERNMENT I			131.64	1706188 CDW HARDWARE IN	
10/20/15	17-2	P160000-12		1007 CDW GOVERNMENT I			.00	3546486 LVO TS GEN5 2U	
10/20/15	17-2	P1600006-01		1316 THINKMATE			24,200.40	RAX-NX XS8-2260 2 X QUA	
10/21/15	17-2	P1600007-01		1317 INTEGRATION PART			8,446.75	ARISTA DCS-7150S-24-F	
10/21/15	17-2	P1600007-02		1317 INTEGRATION PART			61.75	ARISTA CAB-SFP-SFP-IM	
10/21/15	17-2	P1600007-03		1317 INTEGRATION PART			840.00	SOLID OPTICS GLC-T-SO 1	
10/21/15	17-2	P1600007-04		1317 INTEGRATION PART			2,754.00	ARISTA SVC-7150S-24-1M-NB	
11/13/15	20-3	P160000-01	13183	1007 CDW GOVERNMENT I		5,023.20	-10,046.40	3589662 LVO TS TS RD650	
11/13/15	20-3	P160000-02	13183	1007 CDW GOVERNMENT I		1,367.00	-2,734.00	3608929 LVO RD650 XEON	
11/13/15	20-3	P160000-03	13183	1007 CDW GOVERNMENT I		5,583.36	-11,166.72	3518823 LVO 16GB MEM DD	
11/13/15	20-3	P160000-04	13183	1007 CDW GOVERNMENT I		159.42	-318.84	3525448 LVO NET BO LTS	
11/13/15	20-3	P160000-05	13183	1007 CDW GOVERNMENT I		1,093.26	-2,186.52	3546092 LVO HDD BO LTS	
11/13/15	20-3	P160000-06	13183	1007 CDW GOVERNMENT I		690.74	-1,381.48	3531810 LVO GEN5 1100W	
11/13/15	20-3	P160000-07	13183	1007 CDW GOVERNMENT I		169.38	-338.76	3523885 LVO SYSTEM MGR	
11/13/15	20-3	P160000-08	13183	1007 CDW GOVERNMENT I		1,123.88	-2,247.76	3546108 LVO 2TB 7.2K 3.	
11/13/15	20-3	P160000-10	13183	1007 CDW GOVERNMENT I		1,185.56	-1,185.56	1455195 TRIPP PDU SWITC	
11/13/15	20-3	P160000-11	13183	1007 CDW GOVERNMENT I		65.82	-131.64	1706188 CDW HARDWARE IN	
12/17/15	20-4		13231	1007 CDW GOVERNMENT I		15,276.06	.00	SLDS COMPUTER HARDWARE	
12/17/15	20-4	P160000-09	13230	1007 CDW GOVERNMENT I		278.04	-278.04	3551668 LVO TOPSELLER 3	
12/17/15	20-4	P1600006-01	13258	1316 THINKMATE		30,897.66	-24,200.40	RAX-NX XS8-2260 2 X QUA	
12/17/15	20-4	P1600007-01	13234	1317 INTEGRATION PART		8,635.19	-8,446.75	ARISTA DCS-7150S-24-F	
12/17/15	20-4	P1600007-02	13234	1317 INTEGRATION PART		63.13	-61.75	ARISTA CAB-SFP-SFP-IM	
12/17/15	20-4	P1600007-03	13234	1317 INTEGRATION PART		858.74	-840.00	SOLID OPTICS GLC-T-SO 1	
12/17/15	20-4	P1600007-04	13234	1317 INTEGRATION PART		2,815.44	-2,754.00	ARISTA SVC-7150S-24-1M-NB	
TOTAL	COMPUTER HARDWARE				.00	75,285.88	.00		-75,285.88
TOTAL Program - SLDS GRANT					200,000.00	109,318.92	.00		90,681.08

\* THERE IS A NOTE ASSOCIATED WITH THIS TRANSACTION

SUNGARD PENTAMATION  
 DATE: 02/08/2016  
 TIME: 09:48:06

ESU COORDINATING COUNCIL  
 EXPENDITURE AUDIT TRAIL

PAGE NUMBER: 38  
 AUDIT21

SELECTION CRITERIA: ALL  
 ACCOUNTING PERIODS: 1/16 THRU 5/16

SORTED BY: Fund,Department,Program

TOTALED ON: Fund,Department,Program

PAGE BREAKS ON: Fund

Fund - 01 - GENERAL FUND  
 Org Unit - 0150600200 - PROF DEV IMAT ESU

ACCOUNT DATE	T/C	Purchase 0	REFERENCE	VENDOR	BUDGET	EXPENDITURES	ENCUMBRANCES	DESCRIPTION	CUMULATIVE BALANCE
01-50-600-200-0150600200 - PROF DEV IMAT ESU									
23190					.00	.00	.00	BEGINNING BALANCE	
09/30/15	13-1				175.00				
10/13/15	17-2	P1600003-01		1020 MARSHALL MEMO LL			750.00	THE MARSHALL MEMO.	SUBSC
11/11/15	13-2				.00				
11/13/15	20-3	P1600003-01	13186	1020 MARSHALL MEMO LL		720.00	-750.00	THE MARSHALL MEMO.	SUBSC
11/16/15	19-3		34			-750.00		IMAT ADJUSTMENT	
TOTAL		PROFESSIONAL DEVELOPMENT			175.00	-30.00	.00		205.00
24650					.00	.00	.00	BEGINNING BALANCE	
TOTAL		COMPUTER SOFTWARE/LICENSE			.00	.00	.00		.00
26800					.00	.00	.00	BEGINNING BALANCE	
09/30/15	13-1				1,500.00				
10/09/15	20-2		13092	1069 LINCOLN PUBLIC S		248.61		PD IMAT MEETING/MEALS	
11/11/15	13-2				.00				
11/13/15	20-3		EFT00030	1039 UNION BANK & TRU		71.78	.00	PD IMAT CONF EXP	
TOTAL		CONFERENCE/CONVENTION/MTG			1,500.00	320.39	.00		1,179.61
TOTAL Program - IMAT					1,675.00	290.39	.00		1,384.61
01-50-620-000-0150620000 - PD BLENDED ESU									
24100					.00	.00	.00	BEGINNING BALANCE	
09/30/15	13-1				300.00				
11/11/15	13-2				.00				
TOTAL		SUPPLIES			300.00	.00	.00		300.00
24650					.00	.00	.00	BEGINNING BALANCE	
09/30/15	13-1				3,000.00				
11/11/15	13-2				.00				
TOTAL		COMPUTER SOFTWARE/LICENSE			3,000.00	.00	.00		3,000.00
26800					.00	.00	.00	BEGINNING BALANCE	
09/30/15	13-1				18,000.00				
11/11/15	13-2				.00				

\* THERE IS A NOTE ASSOCIATED WITH THIS TRANSACTION

SUNGARD PENTAMATION  
 DATE: 02/08/2016  
 TIME: 09:48:06

ESU COORDINATING COUNCIL  
 EXPENDITURE AUDIT TRAIL

PAGE NUMBER: 39  
 AUDIT21

SELECTION CRITERIA: ALL  
 ACCOUNTING PERIODS: 1/16 THRU 5/16

SORTED BY: Fund,Department,Program

TOTALED ON: Fund,Department,Program

PAGE BREAKS ON: Fund

Fund - 01 - GENERAL FUND  
 Org Unit - 0150620000 - PD BLENDED ESU

ACCOUNT DATE	T/C	Purchase 0	REFERENCE	VENDOR	BUDGET	EXPENDITURES	ENCUMBRANCES	DESCRIPTION	CUMULATIVE BALANCE
26800			CONFERENCE/CONVENTION/MTG (cont'd)						
12/17/15	20-4		13214	1229 LINDA DICKESON		988.70	.00	PD BLENDED, INACOL CONF	
12/17/15	20-4		13246	1068 ESU 13		541.20	.00	PD INACOL HICKS AIRFARE	
12/17/15	20-4		13246	1068 ESU 13		475.00	.00	PD INACOL HICKS REGISTRAT	
TOTAL				CONFERENCE/CONVENTION/MTG	18,000.00	2,004.90	.00		15,995.10
TOTAL Program - DEC					21,300.00	2,004.90	.00		19,295.10
TOTAL Department - PROF DEV					2,432,584.00	330,772.47	.00		2,101,811.53
01-60-100-000-0160100000 - BLENDED ADM GENERAL									
21100				REGULAR SALARIES	.00	.00	.00	BEGINNING BALANCE	.00
TOTAL				REGULAR SALARIES	.00	.00	.00		.00
21200				SUB OR TEMP	.00	.00	.00	BEGINNING BALANCE	.00
TOTAL				SUB OR TEMP	.00	.00	.00		.00
22100				SOCIAL SECURITY	.00	.00	.00	BEGINNING BALANCE	.00
TOTAL				SOCIAL SECURITY	.00	.00	.00		.00
22200				RETIREMENT	.00	.00	.00	BEGINNING BALANCE	.00
TOTAL				RETIREMENT	.00	.00	.00		.00
22300				HEALTH INSURANCE	.00	.00	.00	BEGINNING BALANCE	.00
TOTAL				HEALTH INSURANCE	.00	.00	.00		.00
22305				FLEX SPEND	.00	.00	.00	BEGINNING BALANCE	.00
TOTAL				FLEX SPEND	.00	.00	.00		.00
22400				WORK COMP	.00	.00	.00	BEGINNING BALANCE	.00
TOTAL				WORK COMP	.00	.00	.00		.00
22600				LIFE INSURANCE	.00	.00	.00	BEGINNING BALANCE	.00
TOTAL				LIFE INSURANCE	.00	.00	.00		.00
22830				UNEMPLOYMENT INS	.00	.00	.00	BEGINNING BALANCE	.00
TOTAL				UNEMPLOYMENT INS	.00	.00	.00		.00
23180				CONTRACTED SERVICES	.00	.00	.00	BEGINNING BALANCE	.00

\* THERE IS A NOTE ASSOCIATED WITH THIS TRANSACTION

SUNGARD PENTAMATION  
 DATE: 02/08/2016  
 TIME: 09:48:06

ESU COORDINATING COUNCIL  
 EXPENDITURE AUDIT TRAIL

PAGE NUMBER: 40  
 AUDIT21

SELECTION CRITERIA: ALL  
 ACCOUNTING PERIODS: 1/16 THRU 5/16

SORTED BY: Fund,Department,Program

TOTALED ON: Fund,Department,Program

PAGE BREAKS ON: Fund

Fund - 01 - GENERAL FUND  
 Org Unit - 0160100000 - BLENDED ADM GENERAL

ACCOUNT DATE	T/C	Purchase 0	REFERENCE	VENDOR	BUDGET	EXPENDITURES	ENCUMBRANCES	DESCRIPTION	CUMULATIVE BALANCE
23180									
TOTAL					.00	.00	.00		.00
23190					.00	.00	.00	BEGINNING BALANCE	.00
TOTAL					.00	.00	.00		.00
23500					.00	.00	.00	BEGINNING BALANCE	.00
TOTAL					.00	.00	.00		.00
23525					.00	.00	.00	BEGINNING BALANCE	.00
TOTAL					.00	.00	.00		.00
23810					.00	.00	.00	BEGINNING BALANCE	.00
TOTAL					.00	.00	.00		.00
23820					.00	.00	.00	BEGINNING BALANCE	.00
TOTAL					.00	.00	.00		.00
23830					.00	.00	.00	BEGINNING BALANCE	.00
TOTAL					.00	.00	.00		.00
24100					.00	.00	.00	BEGINNING BALANCE	.00
TOTAL					.00	.00	.00		.00
24625					.00	.00	.00	BEGINNING BALANCE	.00
TOTAL					.00	.00	.00		.00
24650					.00	.00	.00	BEGINNING BALANCE	.00
TOTAL					.00	.00	.00		.00
24675					.00	.00	.00	BEGINNING BALANCE	.00
TOTAL					.00	.00	.00		.00
25600					.00	.00	.00	BEGINNING BALANCE	.00
TOTAL					.00	.00	.00		.00
26700					.00	.00	.00	BEGINNING BALANCE	.00
TOTAL					.00	.00	.00		.00
26800					.00	.00	.00	BEGINNING BALANCE	.00
TOTAL					.00	.00	.00		.00

\* THERE IS A NOTE ASSOCIATED WITH THIS TRANSACTION

SUNGARD PENTAMATION  
 DATE: 02/08/2016  
 TIME: 09:48:06

ESU COORDINATING COUNCIL  
 EXPENDITURE AUDIT TRAIL

PAGE NUMBER: 41  
 AUDIT21

SELECTION CRITERIA: ALL  
 ACCOUNTING PERIODS: 1/16 THRU 5/16

SORTED BY: Fund,Department,Program

TOTALED ON: Fund,Department,Program

PAGE BREAKS ON: Fund

Fund - 01 - GENERAL FUND  
 Org Unit - 0160100000 - BLENDED ADM GENERAL

ACCOUNT DATE	T/C	Purchase 0	REFERENCE	VENDOR	BUDGET	EXPENDITURES	ENCUMBRANCES	DESCRIPTION	CUMULATIVE BALANCE
TOTAL Program - ADMIN					.00	.00	.00		.00
01-60-600-000-0160600000 - BLENDED IMAT GENERAL									
21100					.00	.00	.00	BEGINNING BALANCE	
09/30/15	13-1				84,431.00				
10/09/15	20-2		13084	1064 ESU 17		7,263.83	.00	IMAT SALARIES	
11/11/15	13-2				.00				
11/13/15	20-3		13154	1064 ESU 17		7,263.83	.00	IMAT SALARIES	
12/17/15	20-4		13200	1064 ESU 17		7,263.82	.00	IMAT SALAREIS	
12/17/15	20-4		13200	1064 ESU 17		7,263.82	.00	IMAT SALARIES	
TOTAL REGULAR SALARIES					84,431.00	29,055.30	.00		55,375.70
21200					.00	.00	.00	BEGINNING BALANCE	
TOTAL SUB OR TEMP					.00	.00	.00		.00
22000					.00	.00	.00	BEGINNING BALANCE	
TOTAL EMPLOYEE BENEFITS					.00	.00	.00		.00
22100					.00	.00	.00	BEGINNING BALANCE	
09/30/15	13-1				4,823.00				
10/09/15	20-2		13084	1064 ESU 17		529.09	.00	IMAT SS/MEDICARE	
11/11/15	13-2				.00				
11/13/15	20-3		13154	1064 ESU 17		455.59	.00	IMAT SS/MEDICARE	
12/17/15	20-4		13200	1064 ESU 17		455.59	.00	IMAT SS/MEDICARE	
12/17/15	20-4		13200	1064 ESU 17		455.59	.00	IMAT SS/MEDICARE	
TOTAL SOCIAL SECURITY					4,823.00	1,895.86	.00		2,927.14
22200					.00	.00	.00	BEGINNING BALANCE	
09/30/15	13-1				6,553.00				
10/09/15	20-2		13084	1064 ESU 17		717.51	.00	IMAT RETIREMENT	
11/11/15	13-2				.00				
11/13/15	20-3		13154	1064 ESU 17		717.51	.00	IMAT RETIREMENT	
12/17/15	20-4		13200	1064 ESU 17		717.51	.00	IMAT RETIREMENT	
12/17/15	20-4		13200	1064 ESU 17		717.51	.00	IMAT RETIREMENT	
TOTAL RETIREMENT					6,553.00	2,870.04	.00		3,682.96
22300					.00	.00	.00	BEGINNING BALANCE	
TOTAL HEALTH INSURANCE					.00	.00	.00		

\* THERE IS A NOTE ASSOCIATED WITH THIS TRANSACTION

SUNGARD PENTAMATION  
 DATE: 02/08/2016  
 TIME: 09:48:06

ESU COORDINATING COUNCIL  
 EXPENDITURE AUDIT TRAIL

PAGE NUMBER: 42  
 AUDIT21

SELECTION CRITERIA: ALL  
 ACCOUNTING PERIODS: 1/16 THRU 5/16

SORTED BY: Fund,Department,Program

TOTALED ON: Fund,Department,Program

PAGE BREAKS ON: Fund

Fund - 01 - GENERAL FUND  
 Org Unit - 0160600000 - BLENDED IMAT GENERAL

ACCOUNT DATE	T/C	Purchase 0	REFERENCE	VENDOR	BUDGET	EXPENDITURES	ENCUMBRANCES	DESCRIPTION	CUMULATIVE BALANCE
22300	HEALTH INSURANCE		(cont'd)						
TOTAL	HEALTH INSURANCE				.00	.00	.00		.00
22305	FLEX SPEND				.00	.00	.00	BEGINNING BALANCE	
	11/13/15	20-3	13154	1064 ESU 17		4.20	.00	IMAT WAGE WORKS	
	12/17/15	20-4	13200	1064 ESU 17		2.10	.00	IMAT WAGE WORKS	
	12/17/15	20-4	13200	1064 ESU 17		2.10	.00	IMAT WAGE WORKS	
TOTAL	FLEX SPEND				.00	8.40	.00		-8.40
22400	WORK COMP				.00	.00	.00	BEGINNING BALANCE	
	09/30/15	13-1			388.00				
	10/09/15	20-2	13084	1064 ESU 17		43.59	.00	IMAT RETIREMENT	
	11/11/15	13-2			.00				
	11/13/15	20-3	13154	1064 ESU 17		43.59	.00	IMAT WORK COMP	
	12/17/15	20-4	13200	1064 ESU 17		43.59	.00	IMAT WORK COMP	
	12/17/15	20-4	13200	1064 ESU 17		43.59	.00	IMAT WORK COMP	
TOTAL	WORK COMP				388.00	174.36	.00		213.64
22600	LIFE INSURANCE				.00	.00	.00	BEGINNING BALANCE	
TOTAL	LIFE INSURANCE				.00	.00	.00		.00
22830	UNEMPLOYMENT INS				.00	.00	.00	BEGINNING BALANCE	
TOTAL	UNEMPLOYMENT INS				.00	.00	.00		.00
23150	ACCOUNTING/AUDIT				.00	.00	.00	BEGINNING BALANCE	
	09/30/15	13-1			827.00				
	11/11/15	13-2			.00				
TOTAL	ACCOUNTING/AUDIT				827.00	.00	.00		827.00
23170	LEGAL SERVICES				.00	.00	.00	BEGINNING BALANCE	
	09/30/15	13-1			1,470.00				
	10/09/15	20-2	13086	1247 KSB SCHOOL LAW		83.40	.00	IMAT LEGAL SERVICE	
	11/11/15	13-2			.00				
	11/13/15	20-3	13155	1247 KSB SCHOOL LAW		94.58	.00	IMAT LEGAL SERVICE	
	11/13/15	20-3	13155	1247 KSB SCHOOL LAW		60.27	.00	IMAT LEGAL SERVICE	
	12/17/15	20-4	13237	1247 KSB SCHOOL LAW		102.27	.00	IMAT LEGAL SERVICE	
	01/08/16	20-5	13259	1247 KSB SCHOOL LAW		14.13	.00	IMAT LEGAL SERVICE	
TOTAL	LEGAL SERVICES				1,470.00	354.65	.00		1,115.35
23180	CONTRACTED SERVICES				.00	.00	.00	BEGINNING BALANCE	

\* THERE IS A NOTE ASSOCIATED WITH THIS TRANSACTION



SUNGARD PENTAMATION  
 DATE: 02/08/2016  
 TIME: 09:48:06

ESU COORDINATING COUNCIL  
 EXPENDITURE AUDIT TRAIL

PAGE NUMBER: 43  
 AUDIT21

SELECTION CRITERIA: ALL  
 ACCOUNTING PERIODS: 1/16 THRU 5/16

SORTED BY: Fund,Department,Program

TOTALED ON: Fund,Department,Program

PAGE BREAKS ON: Fund

Fund - 01 - GENERAL FUND  
 Org Unit - 0160600000 - BLENDED IMAT GENERAL

ACCOUNT DATE	T/C	Purchase 0	REFERENCE	VENDOR	BUDGET	EXPENDITURES	ENCUMBRANCES	DESCRIPTION	CUMULATIVE BALANCE
23180								CONTRACTED SERVICES (cont'd)	
09/30/15	13-1				16,984.00				
11/11/15	13-2				.00				
TOTAL					16,984.00	.00	.00		16,984.00
23190					.00	.00	.00	BEGINNING BALANCE	
TOTAL					.00	.00	.00		.00
23240					.00	.00	.00	BEGINNING BALANCE	
TOTAL					.00	.00	.00		.00
23270					.00	.00	.00	BEGINNING BALANCE	
09/30/15	13-1				4,233.00				
10/09/15	20-2		13105	1057 ESU 3		86.33	.00	IMAT RENT OMAHA	
10/09/15	20-2		13106	1150 ESU 5		3,250.00	.00	IMAT RENT BEATRICE	
11/11/15	13-2				.00				
11/13/15	20-3		13162	1057 ESU 3		86.34	.00	IMAT RENT OMAHA	
11/13/15	20-3		13162	1057 ESU 3		86.34	.00	IMAT RENT OMAHA	
12/17/15	20-4		13245	1057 ESU 3		86.34	.00	IMAT RENT OMAHA	
01/08/16	20-5		13264	1057 ESU 3		86.34	.00	IMAT RENT OMAHA	
TOTAL					4,233.00	3,681.69	.00		551.31
23500					.00	.00	.00	BEGINNING BALANCE	
TOTAL					.00	.00	.00		.00
23525					.00	.00	.00	BEGINNING BALANCE	
TOTAL					.00	.00	.00		.00
23810					.00	.00	.00	BEGINNING BALANCE	
09/30/15	13-1				100.00				
10/05/15	19-1		16			.49		IMAT POSTAGE	
10/30/15	19-2		25			1.46		IMAT POSTAGE AINSWORTH	
11/11/15	13-2				.00				
11/25/15	19-3		46			1.45		IMAT POSTAGE AINSWORTH	
01/04/16	19-4		55			.48		IMAT POSTAGE USAGE	
TOTAL					100.00	3.88	.00		96.12
23820					.00	.00	.00	BEGINNING BALANCE	
09/30/15	13-1				200.00				
11/11/15	13-2				.00				
TOTAL					200.00	.00	.00		200.00

\* THERE IS A NOTE ASSOCIATED WITH THIS TRANSACTION

SUNGARD PENTAMATION  
 DATE: 02/08/2016  
 TIME: 09:48:06

ESU COORDINATING COUNCIL  
 EXPENDITURE AUDIT TRAIL

PAGE NUMBER: 44  
 AUDIT21

SELECTION CRITERIA: ALL  
 ACCOUNTING PERIODS: 1/16 THRU 5/16

SORTED BY: Fund,Department,Program

TOTALED ON: Fund,Department,Program

PAGE BREAKS ON: Fund

Fund - 01 - GENERAL FUND  
 Org Unit - 0160600000 - BLENDED IMAT GENERAL

ACCOUNT DATE	T/C	Purchase 0	REFERENCE	VENDOR	BUDGET	EXPENDITURES	ENCUMBRANCES	DESCRIPTION	CUMULATIVE BALANCE
23830					.00	.00	.00	BEGINNING BALANCE	
09/30/15	13-1				1,134.00				
11/11/15	13-2				.00				
TOTAL					1,134.00	.00	.00		1,134.00
24100					.00	.00	.00	BEGINNING BALANCE	
09/30/15	13-1				150.00				
10/09/15	20-2		13090	1230 ANDERSON AWARDS		8.75	.00	IMAT SUPPLIES	
11/11/15	13-2				.00				
TOTAL					150.00	8.75	.00		141.25
24400					.00	.00	.00	BEGINNING BALANCE	
TOTAL					.00	.00	.00		.00
24625					.00	.00	.00	BEGINNING BALANCE	
TOTAL					.00	.00	.00		.00
24650					.00	.00	.00	BEGINNING BALANCE	
09/30/15	13-1				1,500.00				
11/11/15	13-2				.00				
TOTAL					1,500.00	.00	.00		1,500.00
24675					.00	.00	.00	BEGINNING BALANCE	
TOTAL					.00	.00	.00		.00
25300					.00	.00	.00	BEGINNING BALANCE	
09/30/15	13-1				500.00				
11/11/15	13-2				.00				
11/13/15	20-3		13180	1062 STAPLES ADVANTAG		209.99	.00	IMAT FURNITURE/CHAIR	
TOTAL					500.00	209.99	.00		290.01
25600					.00	.00	.00	BEGINNING BALANCE	
09/30/15	13-1				2,280.00				
11/11/15	13-2				.00				
TOTAL					2,280.00	.00	.00		2,280.00
26300					.00	.00	.00	BEGINNING BALANCE	
TOTAL					.00	.00	.00		.00

\* THERE IS A NOTE ASSOCIATED WITH THIS TRANSACTION

SUNGARD PENTAMATION  
 DATE: 02/08/2016  
 TIME: 09:48:06

ESU COORDINATING COUNCIL  
 EXPENDITURE AUDIT TRAIL

PAGE NUMBER: 45  
 AUDIT21

SELECTION CRITERIA: ALL  
 ACCOUNTING PERIODS: 1/16 THRU 5/16

SORTED BY: Fund,Department,Program

TOTALED ON: Fund,Department,Program

PAGE BREAKS ON: Fund

Fund - 01 - GENERAL FUND  
 Org Unit - 0160600000 - BLENDED IMAT GENERAL

ACCOUNT DATE	T/C	Purchase 0	REFERENCE	VENDOR	BUDGET	EXPENDITURES	ENCUMBRANCES	DESCRIPTION	CUMULATIVE BALANCE
26700					.00	.00	.00	BEGINNING BALANCE	
09/30/15	13-1				2,600.00				
10/09/15	20-2		13116	1087 RHONDA EIS		204.70	.00	IMAT TRAVEL REIMBURSEMENT	
10/09/15	20-2		13116	1087 RHONDA EIS		101.20	.00	IMAT TRAVEL REIMBURSEMENT	
11/11/15	13-2				.00				
11/13/15	20-3		13192	1087 RHONDA EIS		108.10	.00	IMAT TRAVEL EXPENSE	
12/17/15	20-4		13209	1087 RHONDA EIS		102.35	.00	IMAT TRAVEL REIMB	
TOTAL					2,600.00	516.35	.00		2,083.65
26800					.00	.00	.00	BEGINNING BALANCE	
09/30/15	13-1				3,950.00				
11/11/15	13-2				.00				
TOTAL					3,950.00	.00	.00		3,950.00
26850					.00	.00	.00	BEGINNING BALANCE	
09/30/15	13-1				750,250.00				
11/11/15	13-2				.00				
11/16/15	19-3		34			750.00	.00	IMAT ADJUSTMENT	
01/19/16	20-5		EFT00033	1195 NEBRASKA DEPARTM		30.00	.00	IMAT MARSHALL MEMO	
TOTAL					750,250.00	780.00	.00		749,470.00
26900					.00	.00	.00	BEGINNING BALANCE	
TOTAL					.00	.00	.00		.00
TOTAL Program - IMAT					882,373.00	39,559.27	.00		842,813.73

01-60-620-000-0160620000 - BLENDED DEC GENERAL

21100					.00	.00	.00	BEGINNING BALANCE	
09/30/15	13-1				128,091.00				
10/09/15	20-2		13084	1064 ESU 17		8,561.66	.00	DEC SALARIES	
11/11/15	13-2				.00				
11/11/15	13-2				.00				
11/13/15	20-3		13154	1064 ESU 17		8,561.66	.00	DEC SALARIES	
12/17/15	20-4		13200	1064 ESU 17		8,561.66	.00	DEC SALARIES	
12/17/15	20-4		13200	1064 ESU 17		8,561.66	.00	DEC SALARIES	
TOTAL					128,091.00	34,246.64	.00		93,844.36
21200					.00	.00	.00	BEGINNING BALANCE	

\* THERE IS A NOTE ASSOCIATED WITH THIS TRANSACTION

SUNGARD PENTAMATION  
 DATE: 02/08/2016  
 TIME: 09:48:06

ESU COORDINATING COUNCIL  
 EXPENDITURE AUDIT TRAIL

PAGE NUMBER: 46  
 AUDIT21

SELECTION CRITERIA: ALL  
 ACCOUNTING PERIODS: 1/16 THRU 5/16

SORTED BY: Fund,Department,Program

TOTALED ON: Fund,Department,Program

PAGE BREAKS ON: Fund

Fund - 01 - GENERAL FUND  
 Org Unit - 0160620000 - BLENDED DEC GENERAL

ACCOUNT DATE	T/C	Purchase 0	REFERENCE	VENDOR	BUDGET	EXPENDITURES	ENCUMBRANCES	DESCRIPTION	CUMULATIVE BALANCE
21200	SUB OR TEMP								
TOTAL	SUB OR TEMP				.00	.00	.00		.00
22000	EMPLOYEE BENEFITS				.00	.00	.00	BEGINNING BALANCE	
TOTAL	EMPLOYEE BENEFITS				.00	.00	.00		.00
22100	SOCIAL SECURITY				.00	.00	.00	BEGINNING BALANCE	
09/30/15	13-1				10,299.00				
10/09/15	20-2		13084	1064 ESU 17		614.50	.00	DEC SS/MEDICARE	
11/11/15	13-2				.00				
11/13/15	20-3		13154	1064 ESU 17		459.35	.00	DEC SS/MEDICARE	
12/17/15	20-4		13200	1064 ESU 17		459.35	.00	DEC SS/MEDICARE	
12/17/15	20-4		13200	1064 ESU 17		459.35	.00	DEC SS/MEDICARE	
TOTAL	SOCIAL SECURITY				10,299.00	1,992.55	.00		8,306.45
22200	RETIREMENT				.00	.00	.00	BEGINNING BALANCE	
09/30/15	13-1				13,757.00				
10/09/15	20-2		13084	1064 ESU 17		845.70	.00	DEC RETIREMENT	
11/11/15	13-2				.00				
11/13/15	20-3		13154	1064 ESU 17		845.70	.00	DEC RETIREMENT	
12/17/15	20-4		13200	1064 ESU 17		845.70	.00	DEC RETIREMENT	
12/17/15	20-4		13200	1064 ESU 17		845.70	.00	DEC RETIREMENT	
TOTAL	RETIREMENT				13,757.00	3,382.80	.00		10,374.20
22300	HEALTH INSURANCE				.00	.00	.00	BEGINNING BALANCE	
TOTAL	HEALTH INSURANCE				.00	.00	.00		.00
22305	FLEX SPEND				.00	.00	.00	BEGINNING BALANCE	
11/13/15	20-3		13154	1064 ESU 17		7.00	.00	DEC WAGE WORKS	
12/17/15	20-4		13200	1064 ESU 17		3.50	.00	DEC WAGE WORKS	
12/17/15	20-4		13200	1064 ESU 17		3.50	.00	DEC WAGE WORKS	
TOTAL	FLEX SPEND				.00	14.00	.00		-14.00
22400	WORK COMP				.00	.00	.00	BEGINNING BALANCE	
09/30/15	13-1				795.00				
10/09/15	20-2		13084	1064 ESU 17		51.34	.00	DEC WORK COMP	
11/11/15	13-2				.00				
11/13/15	20-3		13154	1064 ESU 17		51.34	.00	DEC WORK COMP	
12/17/15	20-4		13200	1064 ESU 17		51.34	.00	DEC WORK COMP	
12/17/15	20-4		13200	1064 ESU 17		51.34	.00	DEC WORK COMP	
TOTAL	WORK COMP				795.00	205.36	.00		589.64

\* THERE IS A NOTE ASSOCIATED WITH THIS TRANSACTION

SUNGARD PENTAMATION  
 DATE: 02/08/2016  
 TIME: 09:48:06

ESU COORDINATING COUNCIL  
 EXPENDITURE AUDIT TRAIL

PAGE NUMBER: 47  
 AUDIT21

SELECTION CRITERIA: ALL  
 ACCOUNTING PERIODS: 1/16 THRU 5/16

SORTED BY: Fund,Department,Program

TOTALED ON: Fund,Department,Program

PAGE BREAKS ON: Fund

Fund - 01 - GENERAL FUND  
 Org Unit - 0160620000 - BLENDED DEC GENERAL

ACCOUNT DATE	T/C	Purchase 0	REFERENCE	VENDOR	BUDGET	EXPENDITURES	ENCUMBRANCES	DESCRIPTION	CUMULATIVE BALANCE
22600					.00	.00	.00	BEGINNING BALANCE	
TOTAL					.00	.00	.00		.00
22830					.00	.00	.00	BEGINNING BALANCE	
TOTAL					.00	.00	.00		.00
23150					.00	.00	.00	BEGINNING BALANCE	
09/30/15			13-1		827.00				
11/11/15			13-2		.00				
TOTAL					827.00	.00	.00		827.00
23170					.00	.00	.00	BEGINNING BALANCE	
09/30/15			13-1		1,470.00				
10/09/15			20-2	13086		83.40	.00	DEC LEGAL SERVICE	
11/11/15			13-2		.00				
11/13/15			20-3	13155		94.58	.00	DEC LEGAL SERVICE	
11/13/15			20-3	13155		60.27	.00	DEC LEGAL SERVICE	
12/17/15			20-4	13237		102.27	.00	DEC LEGAL SERVICE	
01/08/16			20-5	13259		14.14	.00	DEC LEGAL SERVICE	
TOTAL					1,470.00	354.66	.00		1,115.34
23180					.00	.00	.00	BEGINNING BALANCE	
09/30/15			13-1		95,000.00				
10/09/15			20-2	13099		75,000.00	.00	DEC NROC/HIPPO/EDREADY	
10/09/15			20-2	13107		6,600.00	.00	DEC CONTRACTED SERV/NVIS	
11/16/15			13-3		.00				
01/08/16			20-5	13265		7,480.00	.00	DEC NVIS	
TOTAL					95,000.00	89,080.00	.00		5,920.00
23190					.00	.00	.00	BEGINNING BALANCE	
TOTAL					.00	.00	.00		.00
23240					.00	.00	.00	BEGINNING BALANCE	
TOTAL					.00	.00	.00		.00
23270					.00	.00	.00	BEGINNING BALANCE	
09/30/15			13-1		4,444.00				
10/09/15			20-2	13105		200.27	.00	DEC RENT OMAHA	

\* THERE IS A NOTE ASSOCIATED WITH THIS TRANSACTION

SUNGARD PENTAMATION  
DATE: 02/08/2016  
TIME: 09:48:06

ESU COORDINATING COUNCIL  
EXPENDITURE AUDIT TRAIL

PAGE NUMBER: 48  
AUDIT21

SELECTION CRITERIA: ALL  
ACCOUNTING PERIODS: 1/16 THRU 5/16

SORTED BY: Fund,Department,Program

TOTALED ON: Fund,Department,Program

PAGE BREAKS ON: Fund

Fund - 01 - GENERAL FUND  
Org Unit - 0160620000 - BLENDED DEC GENERAL

ACCOUNT DATE	T/C	Purchase 0	REFERENCE	VENDOR	BUDGET	EXPENDITURES	ENCUMBRANCES	DESCRIPTION	CUMULATIVE BALANCE
23270	RENTAL/LEASES		(cont'd)						
11/11/15	13-2				.00				
11/13/15	20-3		13162	1057 ESU 3		200.27	.00	DEC RENT OMAHA	
11/13/15	20-3		13162	1057 ESU 3		200.27	.00	DEC RENT OMAHA	
12/17/15	20-4		13245	1057 ESU 3		200.27	.00	DEC RENT OMAHA	
01/08/16	20-5		13264	1057 ESU 3		200.27	.00	DEC RENT OMAHA	
TOTAL	RENTAL/LEASES				4,444.00	1,001.35	.00		3,442.65
23500	ADVERTISING				.00	.00	.00	BEGINNING BALANCE	
TOTAL	ADVERTISING				.00	.00	.00		.00
23525	PRINTING				.00	.00	.00	BEGINNING BALANCE	
09/30/15	13-1				1,000.00				
11/11/15	13-2				.00				
TOTAL	PRINTING				1,000.00	.00	.00		1,000.00
23810	POSTAGE				.00	.00	.00	BEGINNING BALANCE	
09/30/15	13-1				200.00				
10/09/15	20-2		13107	1067 ESU 10		13.57	.00	DEC POSTAGE KEARNEY	
10/30/15	19-2		25			3.88		DEC POSTAGE AINSWORTH	
11/11/15	13-2				.00				
11/25/15	19-3		46			2.43		DEC POSTAGE AINSWORTH	
01/04/16	19-4		55			2.65		DEC POSTAGE USAGE	
02/01/16	19-5		63			.97		DEC POSTAGE USAGE	
TOTAL	POSTAGE				200.00	23.50	.00		176.50
23820	PHONE				.00	.00	.00	BEGINNING BALANCE	
09/30/15	13-1				2,000.00				
10/09/15	20-2		13118	1314 BETH KABES		100.00	.00	DEC PHONE EXPENSE	
11/11/15	13-2				.00				
12/17/15	20-4		13254	1314 BETH KABES		100.00	.00	DEC PHONE, BETH	
TOTAL	PHONE				2,000.00	200.00	.00		1,800.00
23830	COMPUTER/INTERNET SERVICE				.00	.00	.00	BEGINNING BALANCE	
09/30/15	13-1				1,134.00				
11/11/15	13-2				.00				
TOTAL	COMPUTER/INTERNET SERVICE				1,134.00	.00	.00		1,134.00
24100	SUPPLIES				.00	.00	.00	BEGINNING BALANCE	
09/30/15	13-1				500.00				

\* THERE IS A NOTE ASSOCIATED WITH THIS TRANSACTION

SUNGARD PENTAMATION  
 DATE: 02/08/2016  
 TIME: 09:48:06

ESU COORDINATING COUNCIL  
 EXPENDITURE AUDIT TRAIL

PAGE NUMBER: 49  
 AUDIT21

SELECTION CRITERIA: ALL  
 ACCOUNTING PERIODS: 1/16 THRU 5/16

SORTED BY: Fund,Department,Program

TOTALED ON: Fund,Department,Program

PAGE BREAKS ON: Fund

Fund - 01 - GENERAL FUND  
 Org Unit - 0160620000 - BLENDED DEC GENERAL

ACCOUNT DATE	T/C	Purchase 0	REFERENCE	VENDOR	BUDGET	EXPENDITURES	ENCUMBRANCES	DESCRIPTION	CUMULATIVE BALANCE
24100	SUPPLIES		(cont'd)						
10/09/15	20-2		13090	1230 ANDERSON AWARDS		8.75	.00	DEC SUPPLIES	
10/09/15	20-2		13091	1226 TPRINT		64.25	.00	DEC SUPPLIES	
10/09/15	20-2		13118	1314 BETH KABES		19.88	.00	DEC SUPPLIES/CART	
11/11/15	13-2				.00				
12/17/15	20-4		13232	1330 MIDWEST TECHNOLO		51.30	.00	DEC SUPPLIES	
TOTAL	SUPPLIES				500.00	144.18	.00		355.82
24400	PERIODICALS				.00	.00	.00	BEGINNING BALANCE	
09/30/15	13-1				250.00				
11/11/15	13-2				.00				
TOTAL	PERIODICALS				250.00	.00	.00		250.00
24625	REPAIRS				.00	.00	.00	BEGINNING BALANCE	
TOTAL	REPAIRS				.00	.00	.00		.00
24650	COMPUTER SOFTWARE/LICENSE				.00	.00	.00	BEGINNING BALANCE	
09/30/15	13-1				15,400.00				
10/09/15	20-2		13104	1082 ZOOM		361.64	.00	DEC ZOOM LICENSE	
11/11/15	13-2				.00				
01/08/16	20-5		13278	1082 ZOOM		176.22	.00	DEC ZOOM LICENSES	
TOTAL	COMPUTER SOFTWARE/LICENSE				15,400.00	537.86	.00		14,862.14
24675	LONG TERM PROJECTS				.00	.00	.00	BEGINNING BALANCE	
TOTAL	LONG TERM PROJECTS				.00	.00	.00		.00
25300	FURNITURE AND EQUIPMENT				.00	.00	.00	BEGINNING BALANCE	
TOTAL	FURNITURE AND EQUIPMENT				.00	.00	.00		.00
25600	COMPUTER HARDWARE				.00	.00	.00	BEGINNING BALANCE	
09/30/15	13-1				54,500.00				
10/07/15	20-1		EFT00026	1222 AMAZON		160.97	.00	DEC COMPUTER HARDWARE	
10/07/15	20-1		EFT00026	1222 AMAZON		557.94	.00	DEC COMPUTER HARDWARE	
10/09/15	20-2		13147	1002 APPLE COMPUTER		79.00	.00	DEC COMPUTER HARDWARE	
11/11/15	13-2				.00				
11/13/15	20-3		EFT00030	1039 UNION BANK & TRU		65.99	.00	DEC COMPUTER HARDWARE	
11/13/15	20-3		EFT00030	1039 UNION BANK & TRU		88.00	.00	DEC HARDWARE APPLE TV	
11/13/15	20-3		EFT00030	1039 UNION BANK & TRU		599.00	.00	DEC HARDWARE PROJECTOR	
11/13/15	20-3		EFT00030	1039 UNION BANK & TRU		-539.99	.00	DEC COMPUTER HARDWARE	
11/13/15	20-3		EFT00030	1039 UNION BANK & TRU		223.99	.00	DEC COMPUTER HARDWARE	

\* THERE IS A NOTE ASSOCIATED WITH THIS TRANSACTION

SUNGARD PENTAMATION  
 DATE: 02/08/2016  
 TIME: 09:48:06

ESU COORDINATING COUNCIL  
 EXPENDITURE AUDIT TRAIL

PAGE NUMBER: 50  
 AUDIT21

SELECTION CRITERIA: ALL  
 ACCOUNTING PERIODS: 1/16 THRU 5/16

SORTED BY: Fund,Department,Program

TOTALED ON: Fund,Department,Program

PAGE BREAKS ON: Fund

Fund - 01 - GENERAL FUND  
 Org Unit - 0160620000 - BLENDED DEC GENERAL

ACCOUNT DATE	T/C	Purchase 0	REFERENCE	VENDOR	BUDGET	EXPENDITURES	ENCUMBRANCES	DESCRIPTION	CUMULATIVE BALANCE
25600	COMPUTER HARDWARE		(cont'd)						
12/17/15	20-4		13235	1062 STAPLES ADVANTAG		225.00	.00	DEC COMPUTER HARDWARE	
12/17/15	20-4		EFT00031	1039 UNION BANK & TRU		25.82	.00	DEC HARDWARE/CABLES	
12/17/15	20-4		EFT00031	1039 UNION BANK & TRU		599.24	.00	DEC HARDWARE	
12/17/15	20-4		EFT00031	1039 UNION BANK & TRU		176.00	.00	DEC HARDWARE	
12/17/15	20-4		EFT00031	1039 UNION BANK & TRU		149.99	.00	DEC HARDWARE	
12/17/15	20-4		EFT00031	1039 UNION BANK & TRU		50.54	.00	DEC HARDWARE	
12/17/15	20-4		EFT00031	1039 UNION BANK & TRU		82.81	.00	DEC HARDWARE	
12/17/15	20-4		EFT00031	1039 UNION BANK & TRU		137.20	.00	DEC HARDWARE	
TOTAL	COMPUTER HARDWARE				54,500.00	2,681.50	.00		51,818.50
26300	DUES/FEES				.00	.00	.00	BEGINNING BALANCE	
10/09/15	20-2		13117	1313 NAMLE		20.00	.00	DEC NAMLE MEMBERSHIP	
11/13/15	20-3		EFT00030	1039 UNION BANK & TRU		125.00	.00	DEC NCSA DUES/FEES	
TOTAL	DUES/FEES				.00	145.00	.00		-145.00
26700	TRAVEL EXPENSES/MILEAGE				.00	.00	.00	BEGINNING BALANCE	
09/30/15	13-1				19,000.00				
10/09/15	20-2		13118	1314 BETH KABES		750.95	.00	DEC TRAVEL REIMBURSEMENT	
10/09/15	20-2		13108	1198 COMFORT INN		99.95	.00	DEC TRAVEL/LODGING	
10/09/15	20-2		13109	1278 CORNHUSKER MARRI		166.00	.00	DEC TRAVEL/LODGING	
11/11/15	13-2				.00				
11/13/15	20-3		13166	1278 CORNHUSKER MARRI		99.00	.00	DEC TRAVEL/LODGING	
11/13/15	20-3		13169	1198 COMFORT INN		97.95	.00	DEC TRAVEL/LODGING	
11/13/15	20-3		13170	1083 HOLIDAY INN EXPR		218.00	.00	DEC TRAVEL/LODGING	
11/13/15	20-3		13171	1061 DEB HERICKS		50.03	.00	DEC TRAVEL/LODGING	
11/13/15	20-3		13166	1278 CORNHUSKER MARRI		297.00	.00	DEC TRAVEL/LODGING	
11/13/15	20-3		13193	1314 BETH KABES		108.10	.00	DEC TRAVEL EXPENSE	
11/13/15	20-3		13193	1314 BETH KABES		85.85	.00	DEC TRAVEL EXPENSE	
11/13/15	20-3		13193	1314 BETH KABES		142.58	.00	DEC TRAVEL EXPENSE	
11/13/15	20-3		13193	1314 BETH KABES		260.48	.00	DEC TRAVEL EXPENSE	
11/13/15	20-3		EFT00030	1039 UNION BANK & TRU		-9.00	.00	DEC TRAVEL	
11/13/15	20-3		EFT00030	1039 UNION BANK & TRU		-15.00	.00	DEC TRAVEL/PARKING	
11/13/15	20-3		EFT00030	1039 UNION BANK & TRU		-5.34	.00	DEC TRAVEL	
11/13/15	20-3		13163	1151 ESU 7		219.56	.00	DEC TRAVEL EXPENSE	
12/17/15	20-4		13248	1332 HOLIDAY INN EXPR		178.00	.00	DEC TRAVEL/LODGING	
12/17/15	20-4		13253	1086 SCOTT ISAACSON		779.18	.00	DEC TRAVEL EXP REIMB	
12/17/15	20-4		13254	1314 BETH KABES		392.16	.00	DEC TRAVEL EXP REIMB	
12/17/15	20-4		EFT00031	1039 UNION BANK & TRU		64.09	.00	DEC TRAVEL EXPENSE	
01/07/16	19-5		57			299.98		TRAVEL EXP ADJUSTMENT	

\* THERE IS A NOTE ASSOCIATED WITH THIS TRANSACTION



SUNGARD PENTAMATION  
 DATE: 02/08/2016  
 TIME: 09:48:06

ESU COORDINATING COUNCIL  
 EXPENDITURE AUDIT TRAIL

PAGE NUMBER: 51  
 AUDIT21

SELECTION CRITERIA: ALL  
 ACCOUNTING PERIODS: 1/16 THRU 5/16

SORTED BY: Fund,Department,Program

TOTALED ON: Fund,Department,Program

PAGE BREAKS ON: Fund

Fund - 01 - GENERAL FUND  
 Org Unit - 0160620000 - BLENDED DEC GENERAL

ACCOUNT DATE	T/C	Purchase 0	REFERENCE	VENDOR	BUDGET	EXPENDITURES	ENCUMBRANCES	DESCRIPTION	CUMULATIVE BALANCE
26700									
01/08/16									
TOTAL									
26800									
09/30/15									
09/30/15									
11/11/15									
11/13/15									
11/13/15									
11/13/15									
11/13/15									
TOTAL									
26850									
TOTAL									
26900									
TOTAL									
TOTAL Program - DEC									
01-60-641-000-0160641000 - BLENDED LMS GENERAL									
21100									
TOTAL									
21200									
TOTAL									
22000									
TOTAL									
22100									
TOTAL									
22200									
TOTAL									

\* THERE IS A NOTE ASSOCIATED WITH THIS TRANSACTION

SUNGARD PENTAMATION  
 DATE: 02/08/2016  
 TIME: 09:48:06

ESU COORDINATING COUNCIL  
 EXPENDITURE AUDIT TRAIL

PAGE NUMBER: 52  
 AUDIT21

SELECTION CRITERIA: ALL  
 ACCOUNTING PERIODS: 1/16 THRU 5/16

SORTED BY: Fund,Department,Program

TOTALED ON: Fund,Department,Program

PAGE BREAKS ON: Fund

Fund - 01 - GENERAL FUND  
 Org Unit - 0160641000 - BLENDED LMS GENERAL

ACCOUNT DATE	T/C	Purchase 0	REFERENCE	VENDOR	BUDGET	EXPENDITURES	ENCUMBRANCES	DESCRIPTION	CUMULATIVE BALANCE
22300	HEALTH INSURANCE				.00	.00	.00	BEGINNING BALANCE	
TOTAL	HEALTH INSURANCE				.00	.00	.00		.00
22305	FLEX SPEND				.00	.00	.00	BEGINNING BALANCE	
TOTAL	FLEX SPEND				.00	.00	.00		.00
22400	WORK COMP				.00	.00	.00	BEGINNING BALANCE	
TOTAL	WORK COMP				.00	.00	.00		.00
22600	LIFE INSURANCE				.00	.00	.00	BEGINNING BALANCE	
TOTAL	LIFE INSURANCE				.00	.00	.00		.00
22830	UNEMPLOYMENT INS				.00	.00	.00	BEGINNING BALANCE	
TOTAL	UNEMPLOYMENT INS				.00	.00	.00		.00
23150	ACCOUNTING/AUDIT				.00	.00	.00	BEGINNING BALANCE	
09/30/15	13-1				827.00				
11/11/15	13-2				.00				
TOTAL	ACCOUNTING/AUDIT				827.00	.00	.00		827.00
23170	LEGAL SERVICES				.00	.00	.00	BEGINNING BALANCE	
09/30/15	13-1				1,467.00				
10/09/15	20-2	13086		1247 KSB SCHOOL LAW		83.40	.00	LMS LEGAL SERVICE	
11/11/15	13-2				.00				
11/13/15	20-3	13155		1247 KSB SCHOOL LAW		94.58	.00	LMS LEGAL SERVICE	
11/13/15	20-3	13155		1247 KSB SCHOOL LAW		60.26	.00	LMS LEGAL SERVICE	
12/17/15	20-4	13237		1247 KSB SCHOOL LAW		102.26	.00	LMS LEGAL SERVICE	
01/08/16	20-5	13259		1247 KSB SCHOOL LAW		14.13	.00	LMS LEGAL SERVICE	
TOTAL	LEGAL SERVICES				1,467.00	354.63	.00		1,112.37
23180	CONTRACTED SERVICES				.00	.00	.00	BEGINNING BALANCE	
TOTAL	CONTRACTED SERVICES				.00	.00	.00		.00
23190	PROFESSIONAL DEVELOPMENT				.00	.00	.00	BEGINNING BALANCE	
TOTAL	PROFESSIONAL DEVELOPMENT				.00	.00	.00		.00
23240	UTILITIES				.00	.00	.00	BEGINNING BALANCE	
TOTAL	UTILITIES				.00	.00	.00		.00
23270	RENTAL/LEASES				.00	.00	.00	BEGINNING BALANCE	

\* THERE IS A NOTE ASSOCIATED WITH THIS TRANSACTION

SUNGARD PENTAMATION  
 DATE: 02/08/2016  
 TIME: 09:48:06

ESU COORDINATING COUNCIL  
 EXPENDITURE AUDIT TRAIL

PAGE NUMBER: 53  
 AUDIT21

SELECTION CRITERIA: ALL  
 ACCOUNTING PERIODS: 1/16 THRU 5/16

SORTED BY: Fund,Department,Program

TOTALED ON: Fund,Department,Program

PAGE BREAKS ON: Fund

Fund - 01 - GENERAL FUND  
 Org Unit - 0160641000 - BLENDED LMS GENERAL

ACCOUNT DATE	T/C	Purchase 0	REFERENCE	VENDOR	BUDGET	EXPENDITURES	ENCUMBRANCES	DESCRIPTION	CUMULATIVE BALANCE
23270								RENTAL/LEASES (cont'd)	
09/30/15	13-1				1,820.00				
10/09/15	20-2		13105	1057 ESU 3		156.08	.00	LMS RENT OMAHA	
11/11/15	13-2				.00				
11/13/15	20-3		13162	1057 ESU 3		156.07	.00	LMS RENT OMAHA	
11/13/15	20-3		13162	1057 ESU 3		156.07	.00	LMS RENT OMAHA	
12/17/15	20-4		13245	1057 ESU 3		156.08	.00	LMA RENT OMAHA	
01/08/16	20-5		13264	1057 ESU 3		156.07	.00	LMS RENT OMAHA	
TOTAL	RENTAL/LEASES				1,820.00	780.37	.00		1,039.63
23500					.00	.00	.00	BEGINNING BALANCE	
TOTAL	ADVERTISING				.00	.00	.00		.00
23525					.00	.00	.00	BEGINNING BALANCE	
TOTAL	PRINTING				.00	.00	.00		.00
23810					.00	.00	.00	BEGINNING BALANCE	
10/05/15	19-1		16			.96		LMS POSTAGE	
10/30/15	19-2		25			.97		LMS POSTAGE AINSWORTH	
TOTAL	POSTAGE				.00	1.93	.00		-1.93
23820					.00	.00	.00	BEGINNING BALANCE	
10/09/15	20-2		13105	1057 ESU 3		48.02	.00	LMS PHONE OMAHA	
11/13/15	20-3		13162	1057 ESU 3		50.02	.00	ESUCC PHONE OMAHA	
11/13/15	20-3		13162	1057 ESU 3		50.02	.00	LMS PHONE OMAHA	
12/17/15	20-4		13245	1057 ESU 3		50.02	.00	LMS PHONE OMAHA	
01/08/16	20-5		13264	1057 ESU 3		50.02	.00	LMS PHONE OMAHA	
TOTAL	PHONE				.00	248.10	.00		-248.10
23830					.00	.00	.00	BEGINNING BALANCE	
09/30/15	13-1				5,046.00				
10/09/15	20-2		13105	1057 ESU 3		200.00	.00	LMS INTERNET OMAHA	
11/11/15	13-2				.00				
11/13/15	20-3		13162	1057 ESU 3		200.00	.00	LMS INTERNET OMAHA	
11/13/15	20-3		13162	1057 ESU 3		200.00	.00	LMS NOV INTERNET OMAHA	
12/17/15	20-4		13245	1057 ESU 3		200.00	.00	LMS INTERNET OMAHA	
TOTAL	COMPUTER/INTERNET SERVICE				5,046.00	800.00	.00		4,246.00
24100					.00	.00	.00	BEGINNING BALANCE	
TOTAL	SUPPLIES				.00	.00	.00		.00

\* THERE IS A NOTE ASSOCIATED WITH THIS TRANSACTION

SUNGARD PENTAMATION  
 DATE: 02/08/2016  
 TIME: 09:48:06

ESU COORDINATING COUNCIL  
 EXPENDITURE AUDIT TRAIL

PAGE NUMBER: 54  
 AUDIT21

SELECTION CRITERIA: ALL  
 ACCOUNTING PERIODS: 1/16 THRU 5/16

SORTED BY: Fund,Department,Program

TOTALED ON: Fund,Department,Program

PAGE BREAKS ON: Fund

Fund - 01 - GENERAL FUND  
 Org Unit - 0160641000 - BLENDED LMS GENERAL

ACCOUNT DATE	T/C	Purchase O	REFERENCE	VENDOR	BUDGET	EXPENDITURES	ENCUMBRANCES	DESCRIPTION	CUMULATIVE BALANCE
24400	PERIODICALS				.00	.00	.00	BEGINNING BALANCE	.00
TOTAL	PERIODICALS				.00	.00	.00		.00
24625	REPAIRS				.00	.00	.00	BEGINNING BALANCE	.00
TOTAL	REPAIRS				.00	.00	.00		.00
24650	COMPUTER SOFTWARE/LICENSE				.00	.00	.00	BEGINNING BALANCE	.00
09/01/15	17-1	P1600001-01		1006 BLACKBOARD			78,564.00	BLACKBOARD ANGEL LMS - CO	
09/30/15	13-1				77,276.00				
10/09/15	20-2		13097	1006 BLACKBOARD		78,564.00	.00	LMS BLACKBOARD/ANGEL	
10/09/15	20-2		13098	1312 INSTRUCTURE INC		83,000.00	.00	LMS CANVAS	
10/09/15	20-2		13098	1312 INSTRUCTURE INC		13,368.00	.00	LMS CANVAS	
10/09/15	20-2		13098	1312 INSTRUCTURE INC		4,794.00	.00	LMS CANVAS	
10/13/15	21-2	P1600001-01		1006 BLACKBOARD		.00	-78,564.00	BLACKBOARD ANGEL LMS - CO	
11/11/15	13-2				.00				
11/13/15	20-3		EFT00030	1039 UNION BANK & TRU		299.99	.00	LMS GODADDY SOFTWARE	
11/16/15	19-3		35			-101,162.00		LMS/CANVAS ADJUSTMENT	
TOTAL	COMPUTER SOFTWARE/LICENSE				77,276.00	78,863.99	.00		-1,587.99
24675	LONG TERM PROJECTS				.00	.00	.00	BEGINNING BALANCE	.00
TOTAL	LONG TERM PROJECTS				.00	.00	.00		.00
25300	FURNITURE AND EQUIPMENT				.00	.00	.00	BEGINNING BALANCE	.00
TOTAL	FURNITURE AND EQUIPMENT				.00	.00	.00		.00
25600	COMPUTER HARDWARE				.00	.00	.00	BEGINNING BALANCE	.00
09/30/15	13-1				24,819.00				
11/11/15	13-2				.00				
11/13/15	20-3		EFT00030	1039 UNION BANK & TRU		-539.99	.00	LMS COMPUTER HARDWARE	
11/13/15	20-3		EFT00030	1039 UNION BANK & TRU		-23.11	.00	LMS COMPUTER HARDWARE	
11/13/15	20-3		EFT00030	1039 UNION BANK & TRU		-17.66	.00	LMS COMPUTER HARDWARE	
TOTAL	COMPUTER HARDWARE				24,819.00	-580.76	.00		25,399.76
26300	DUES/FEES				.00	.00	.00	BEGINNING BALANCE	.00
TOTAL	DUES/FEES				.00	.00	.00		.00
26700	TRAVEL EXPENSES/MILEAGE				.00	.00	.00	BEGINNING BALANCE	.00
11/13/15	20-3		EFT00030	1039 UNION BANK & TRU		-26.99	.00	DEC TRAVEL	
12/17/15	20-4		13249	1072 HOLIDAY INN EXPR		299.98	.00	DEC TRAVEL/LODGING	

\* THERE IS A NOTE ASSOCIATED WITH THIS TRANSACTION

SUNGARD PENTAMATION  
 DATE: 02/08/2016  
 TIME: 09:48:06

ESU COORDINATING COUNCIL  
 EXPENDITURE AUDIT TRAIL

PAGE NUMBER: 55  
 AUDIT21

SELECTION CRITERIA: ALL  
 ACCOUNTING PERIODS: 1/16 THRU 5/16

SORTED BY: Fund,Department,Program

TOTALED ON: Fund,Department,Program

PAGE BREAKS ON: Fund

Fund - 01 - GENERAL FUND  
 Org Unit - 0160641000 - BLENDED LMS GENERAL

ACCOUNT DATE	T/C	Purchase O	REFERENCE	VENDOR	BUDGET	EXPENDITURES	ENCUMBRANCES	DESCRIPTION	CUMULATIVE BALANCE
26700									
01/07/16									
TOTAL					.00	-299.98 -26.99	.00	TRAVEL EXP ADJUSTMENT	26.99
26800					.00	.00	.00	BEGINNING BALANCE	.00
TOTAL					.00	.00	.00		.00
26850					.00	.00	.00	BEGINNING BALANCE	.00
TOTAL					.00	.00	.00		.00
26900					.00	.00	.00	BEGINNING BALANCE	.00
TOTAL					.00	.00	.00		.00
TOTAL Program - LMS					111,255.00	80,441.27	.00		30,813.73
TOTAL Department - BLENDED					1,365,597.00	259,918.75	.00		1,105,678.25
01-70-100-000-0170100000 - ADMIN FLOW THROUGH									
26950					.00	.00	.00	BEGINNING BALANCE	
09/30/15					10,000.00				
11/11/15					.00				
TOTAL					10,000.00	.00	.00		10,000.00
TOTAL Program - ADMIN					10,000.00	.00	.00		10,000.00
01-70-300-000-0170300000 - COOP FLOW THROUGH									
26950					.00	.00	.00	BEGINNING BALANCE	
09/30/15					1,610,000.00				
10/20/15							188.50	WORLD BOOK READ & RESEARC	
11/11/15					.00				
11/13/15						188.50	-188.50	WORLD BOOK READ & RESEARC	
TOTAL					1,610,000.00	188.50	.00		1,609,811.50
TOTAL Program - COOP					1,610,000.00	188.50	.00		1,609,811.50

01-70-400-000-0170400000 - SRS FLOW THROUGH

\* THERE IS A NOTE ASSOCIATED WITH THIS TRANSACTION

SUNGARD PENTAMATION  
 DATE: 02/08/2016  
 TIME: 09:48:06

ESU COORDINATING COUNCIL  
 EXPENDITURE AUDIT TRAIL

PAGE NUMBER: 56  
 AUDIT21

SELECTION CRITERIA: ALL  
 ACCOUNTING PERIODS: 1/16 THRU 5/16

SORTED BY: Fund,Department,Program

TOTALED ON: Fund,Department,Program

PAGE BREAKS ON: Fund

Fund - 01 - GENERAL FUND  
 Org Unit - 0170400000 - SRS FLOW THROUGH

ACCOUNT DATE	T/C	Purchase O	REFERENCE	VENDOR	BUDGET	EXPENDITURES	ENCUMBRANCES	DESCRIPTION	CUMULATIVE BALANCE
26950									
FLOW THROUGH - EXPENSES (cont'd)									
26950					.00	.00	.00	BEGINNING BALANCE	
09/30/15	13-1				10,000.00				
11/11/15	13-2				.00				
TOTAL					10,000.00	.00	.00		10,000.00
TOTAL Program - SRS					10,000.00	.00	.00		10,000.00
01-70-500-000-0170500000 - PD FLOW THROUGH									
26950					.00	.00	.00	BEGINNING BALANCE	
09/30/15	13-1				235,000.00				
10/09/15	20-2		13103	1239 KUDER INC		168,000.00		PD FLOW THRU, KUDER	
11/11/15	13-2				.00				
TOTAL					235,000.00	168,000.00	.00		67,000.00
TOTAL Program - PROF DEV					235,000.00	168,000.00	.00		67,000.00
01-70-550-000-0170550000 - NWEA FLOW THROUGH									
26950					.00	.00	.00	BEGINNING BALANCE	
09/30/15	13-1				10,000.00				
11/11/15	13-2				.00				
TOTAL					10,000.00	.00	.00		10,000.00
TOTAL Program - NWEA					10,000.00	.00	.00		10,000.00
01-70-560-000-0170560000 - CRISIS FLOW THROUGH									
26950					.00	.00	.00	BEGINNING BALANCE	
09/30/15	13-1				15,000.00				
11/11/15	13-2				.00				
TOTAL					15,000.00	.00	.00		15,000.00
TOTAL Program - CRISIS TRAINING					15,000.00	.00	.00		15,000.00

\* THERE IS A NOTE ASSOCIATED WITH THIS TRANSACTION

SUNGARD PENTAMATION  
 DATE: 02/08/2016  
 TIME: 09:48:06

ESU COORDINATING COUNCIL  
 EXPENDITURE AUDIT TRAIL

SELECTION CRITERIA: ALL  
 ACCOUNTING PERIODS: 1/16 THRU 5/16

SORTED BY: Fund,Department,Program

TOTALED ON: Fund,Department,Program

PAGE BREAKS ON: Fund

Fund - 01 - GENERAL FUND  
 Org Unit - 0170600000 - IMAT FLOW THROUGH

ACCOUNT DATE	T/C	Purchase O	REFERENCE	VENDOR	BUDGET	EXPENDITURES	ENCUMBRANCES	DESCRIPTION	CUMULATIVE BALANCE
26950 FLOW THROUGH - EXPENSES (cont'd)									
01-70-600-000-0170600000 - IMAT FLOW THROUGH									
26950					.00	.00	.00	BEGINNING BALANCE	
09/30/15	13-1				20,000.00				
11/11/15	13-2				.00				
TOTAL					20,000.00	.00	.00		20,000.00
TOTAL Program - IMAT					20,000.00	.00	.00		20,000.00
01-70-602-000-0170602000 - IMAT SP PROJ FLOW THROUGH									
26950					.00	.00	.00	BEGINNING BALANCE	
09/30/15	13-1				10,000.00				
11/11/15	13-2				.00				
TOTAL					10,000.00	.00	.00		10,000.00
TOTAL Program - SPECIAL PROJECTS					10,000.00	.00	.00		10,000.00
01-70-603-000-0170603000 - IMAT MED ACQ FLOW THROUGH									
26950					.00	.00	.00	BEGINNING BALANCE	
09/30/15	13-1				10,000.00				
11/11/15	13-2				.00				
TOTAL					10,000.00	.00	.00		10,000.00
TOTAL Program - MEDIA ACQUISITIONS					10,000.00	.00	.00		10,000.00
01-70-620-000-0170620000 - DEC FLOW THROUGH									
26950					.00	.00	.00	BEGINNING BALANCE	
09/30/15	13-1				15,000.00				
11/11/15	13-2				.00				
TOTAL					15,000.00	.00	.00		15,000.00
TOTAL Program - DEC					15,000.00	.00	.00		15,000.00

\* THERE IS A NOTE ASSOCIATED WITH THIS TRANSACTION

SUNGARD PENTAMATION  
 DATE: 02/08/2016  
 TIME: 09:48:06

ESU COORDINATING COUNCIL  
 EXPENDITURE AUDIT TRAIL

PAGE NUMBER: 58  
 AUDIT21

SELECTION CRITERIA: ALL  
 ACCOUNTING PERIODS: 1/16 THRU 5/16

SORTED BY: Fund,Department,Program

TOTALED ON: Fund,Department,Program

PAGE BREAKS ON: Fund

Fund - 01 - GENERAL FUND  
 Org Unit - 0170641000 - LMS FLOW THROUGH

ACCOUNT DATE	T/C	Purchase O	REFERENCE	VENDOR	BUDGET	EXPENDITURES	ENCUMBRANCES	DESCRIPTION	CUMULATIVE BALANCE
26950			FLOW THROUGH - EXPENSES (cont'd)						
			01-70-641-000-0170641000 - LMS FLOW THROUGH						
26950			FLOW THROUGH - EXPENSES		.00	.00	.00	BEGINNING BALANCE	
	09/30/15	13-1			165,000.00				
	11/11/15	13-2			.00				
	11/16/15	19-3	35			101,162.00		LMS/CANVAS ADJUSTMENT	
TOTAL			FLOW THROUGH - EXPENSES		165,000.00	101,162.00	.00		63,838.00
TOTAL Program - LMS					165,000.00	101,162.00	.00		63,838.00
TOTAL Department - FLOW THROUGH					2,110,000.00	269,350.50	.00		1,840,649.50
TOTAL Fund - GENERAL FUND					7,377,022.00	1,290,794.20	177.00		6,086,050.80
TOTAL REPORT					7,377,022.00	1,290,794.20	177.00		6,086,050.80

\* THERE IS A NOTE ASSOCIATED WITH THIS TRANSACTION



SUNGARD PENTAMATION  
 DATE: 02/08/2016  
 TIME: 09:46:56

ESU COORDINATING COUNCIL  
 REVENUE STATUS REPORT

PAGE NUMBER: 1  
 REVSTA11

SELECTION CRITERIA: ALL  
 ACCOUNTING PERIOD: 5/16

SORTED BY: Fund,Department,Program  
 TOTALED ON: Fund,Department,Program  
 PAGE BREAKS ON: Fund

Fund-01 GENERAL FUND  
 Department-10 ESUCC/ADM

Program - - - - TITLE - - - - -	BUDGET	PERIOD RECEIPTS	RECEIVABLES	YEAR TO DATE RECEIPTS	AVAILABLE BALANCE	YTD/ BUD
100 ADMIN	311,948.00	30.27	.00	303,203.69	8,744.31	97.20
TOTAL ADMIN	311,948.00	30.27	.00	303,203.69	8,744.31	97.20
TOTAL ESUCC/ADM	311,948.00	30.27	.00	303,203.69	8,744.31	97.20
Department-30 COOP						
332 ANNUAL BUY	197,000.00	.00	.00	53,386.09	143,613.91	27.10
TOTAL ANNUAL BUY	197,000.00	.00	.00	53,386.09	143,613.91	27.10
333 PRIME VENDOR BUYS	138,000.00	20,018.31	.00	72,737.81	65,262.19	52.71
TOTAL PRIME VENDOR BUYS	138,000.00	20,018.31	.00	72,737.81	65,262.19	52.71
334 AEPA/SPECIAL BUYS	365,008.00	11,039.50	.00	55,234.40	309,773.60	15.13
TOTAL AEPA/SPECIAL BUYS	365,008.00	11,039.50	.00	55,234.40	309,773.60	15.13
TOTAL COOP	700,008.00	31,057.81	.00	181,358.30	518,649.70	25.91
Department-40 SRS						
400 SRS	431,237.00	.00	.00	104,606.25	326,630.75	24.26
TOTAL SRS	431,237.00	.00	.00	104,606.25	326,630.75	24.26
TOTAL SRS	431,237.00	.00	.00	104,606.25	326,630.75	24.26
Department-50 PROF DEV						
500 PROF DEV	1,574,934.00	4,540.00	.00	88,305.00	1,486,629.00	5.61
TOTAL PROF DEV	1,574,934.00	4,540.00	.00	88,305.00	1,486,629.00	5.61
530 ESPD	15,000.00	.00	.00	.00	15,000.00	.00
TOTAL ESPD	15,000.00	.00	.00	.00	15,000.00	.00
550 NWEA	87,250.00	19,656.00	.00	100,244.00	-12,994.00	114.89
TOTAL NWEA	87,250.00	19,656.00	.00	100,244.00	-12,994.00	114.89
555 INTEL GRANT	20,000.00	.00	.00	.00	20,000.00	.00
TOTAL INTEL GRANT	20,000.00	.00	.00	.00	20,000.00	.00
560 CRISIS TRAINING	35,400.00	1,100.00	.00	16,800.00	18,600.00	47.46
TOTAL CRISIS TRAINING	35,400.00	1,100.00	.00	16,800.00	18,600.00	47.46
570 MATH GRANT	500,000.00	46,954.94	.00	145,500.48	354,499.52	29.10
TOTAL MATH GRANT	500,000.00	46,954.94	.00	145,500.48	354,499.52	29.10
575 SLDS GRANT	200,000.00	.00	.00	112,340.00	87,660.00	56.17
TOTAL SLDS GRANT	200,000.00	.00	.00	112,340.00	87,660.00	56.17

SUNGARD PENTAMATION  
 DATE: 02/08/2016  
 TIME: 09:46:56

ESU COORDINATING COUNCIL  
 REVENUE STATUS REPORT

PAGE NUMBER: 2  
 REVSTA11

SELECTION CRITERIA: ALL  
 ACCOUNTING PERIOD: 5/16

SORTED BY: Fund,Department,Program  
 TOTALED ON: Fund,Department,Program  
 PAGE BREAKS ON: Fund

Fund-01 GENERAL FUND  
 Department-50 PROF DEV

Program - - - - TITLE - - - - -	BUDGET	PERIOD RECEIPTS	RECEIVABLES	YEAR TO DATE RECEIPTS	AVAILABLE BALANCE	YTD/ BUD
TOTAL PROF DEV	2,432,584.00	72,250.94	.00	463,189.48	1,969,394.52	19.04
Department-60 BLENDED						
600 IMAT	882,373.00	5,441.00	.00	84,486.00	797,887.00	9.57
TOTAL IMAT	882,373.00	5,441.00	.00	84,486.00	797,887.00	9.57
620 DEC	371,969.00	304.33	.00	301,626.27	70,342.73	81.09
TOTAL DEC	371,969.00	304.33	.00	301,626.27	70,342.73	81.09
640 MEL	261,255.00	.00	.00	121,055.04	140,199.96	46.34
TOTAL MEL	261,255.00	.00	.00	121,055.04	140,199.96	46.34
TOTAL BLENDED	1,515,597.00	5,745.33	.00	507,167.31	1,008,429.69	33.46
Department-70 FLOW THROUGH						
100 ADMIN	10,000.00	.00	.00	.00	10,000.00	.00
TOTAL ADMIN	10,000.00	.00	.00	.00	10,000.00	.00
300 COOP	1,510,000.00	.00	.00	.00	1,510,000.00	.00
TOTAL COOP	1,510,000.00	.00	.00	.00	1,510,000.00	.00
400 SRS	10,000.00	.00	.00	.00	10,000.00	.00
TOTAL SRS	10,000.00	.00	.00	.00	10,000.00	.00
500 PROF DEV	235,000.00	168,000.00	.00	168,000.00	67,000.00	71.49
TOTAL PROF DEV	235,000.00	168,000.00	.00	168,000.00	67,000.00	71.49
550 NWEA	10,000.00	.00	.00	.00	10,000.00	.00
TOTAL NWEA	10,000.00	.00	.00	.00	10,000.00	.00
560 CRISIS TRAINING	15,000.00	.00	.00	.00	15,000.00	.00
TOTAL CRISIS TRAINING	15,000.00	.00	.00	.00	15,000.00	.00
600 IMAT	20,000.00	.00	.00	.00	20,000.00	.00
TOTAL IMAT	20,000.00	.00	.00	.00	20,000.00	.00
602 SPECIAL PROJECTS	10,000.00	.00	.00	.00	10,000.00	.00
TOTAL SPECIAL PROJECTS	10,000.00	.00	.00	.00	10,000.00	.00
603 MEDIA ACQUISITIONS	10,000.00	.00	.00	.00	10,000.00	.00
TOTAL MEDIA ACQUISITIONS	10,000.00	.00	.00	.00	10,000.00	.00
620 DEC	15,000.00	.00	.00	.00	15,000.00	.00
TOTAL DEC	15,000.00	.00	.00	.00	15,000.00	.00

SUNGARD PENTAMATION  
 DATE: 02/08/2016  
 TIME: 09:46:56

ESU COORDINATING COUNCIL  
 REVENUE STATUS REPORT

PAGE NUMBER: 3  
 REVSTA11

SELECTION CRITERIA: ALL  
 ACCOUNTING PERIOD: 5/16

SORTED BY: Fund,Department,Program  
 TOTALED ON: Fund,Department,Program  
 PAGE BREAKS ON: Fund

Fund-01 GENERAL FUND  
 Department-70 FLOW THROUGH

Program - - - - TITLE - - - - -	BUDGET	PERIOD RECEIPTS	RECEIVABLES	YEAR TO DATE RECEIPTS	AVAILABLE BALANCE	YTD/ BUD
641 LMS	15,000.00	.00	.00	.00	15,000.00	.00
TOTAL LMS	15,000.00	.00	.00	.00	15,000.00	.00
TOTAL FLOW THROUGH	1,860,000.00	168,000.00	.00	168,000.00	1,692,000.00	9.03
Department-80 MISC CASH BROUGHT FWD						
300 COOP	111,008.00	.00	.00	.00	111,008.00	.00
TOTAL COOP	111,008.00	.00	.00	.00	111,008.00	.00
400 SRS	14,640.00	.00	.00	.00	14,640.00	.00
TOTAL SRS	14,640.00	.00	.00	.00	14,640.00	.00
TOTAL MISC CASH BROUGHT FWD	125,648.00	.00	.00	.00	125,648.00	.00
TOTAL GENERAL FUND	7,377,022.00	277,084.35	.00	1,727,525.03	5,649,496.97	23.42
TOTAL REPORT	7,377,022.00	277,084.35	.00	1,727,525.03	5,649,496.97	23.42

Educational Service Unit Coordinating Council (ESUCC)

**Entrance Conference**

**FYE 8-31-15**

February 8, 2016 at 9:00 a.m. (Nebraska State Office Building 5<sup>th</sup> Floor Conference Room)

Those in attendance

Auditor of Public Accounts (APA)

- Don Dunlap, Audit Manager
- Acacia Crist, Auditor In Charge
- Matt Schochenmaier, Auditor II
- Michael Kluender, Auditor

Agency Anticipated Attendance

- Jeff West, ESUCC Board President (via teleconference)
- David Ludwig, ESUCC Executive Director
- Dan Schnoes, ESUCC Board Treasurer (via teleconference)
- Priscilla Quintana, ESUCC Business Manager (via teleconference)
- Dennis Radford, ESUCC Fiscal Agent (via teleconference)
- Deb Hericks, Executive Assistant to ESUCC Executive Director (via teleconference)

To management and Educational Service Unit Coordinating Council (ESUCC) Board of Directors:

We will audit the financial statements of the governmental activities, and the major fund, including the related notes to the financial statements, which collectively comprise the basic financial statements of the ESUCC as of and for the fiscal year ended August 31, 2015.

We will report on certain other information that accompanies the ESUCC's financial statements. We will subject the following other information to the auditing procedures applied in our audit of the financial statements and certain additional procedures, including comparing and reconciling such information directly to the underlying accounting and other records used to prepare the financial statements or to the financial statements themselves, and other additional procedures in accordance with auditing standards generally accepted in the United States of America, and we will provide an opinion on it in relation to the financial statements as a whole in a report combined with our auditor's report on the financial statements:

- 1) Combining Schedule – General Fund

The following other information accompanying the financial statements will not be subjected to the auditing procedures applied in our audit of the financial statements, and our auditor's report will not provide an opinion or any assurance on that other information.

- 1) Management's Discussion and Analysis
- 2) Budgetary Comparison Schedule

**Audit Objectives**

The objective of our audit is the expression of opinions as to whether your financial statements are fairly presented, in all material respects, in conformity with the cash basis of accounting and to report on the fairness of the other information referred to in the second paragraph when considered in relation to the financial statements as a whole. Our audit will be conducted in accordance with auditing standards generally accepted in the United States of America and the standards for financial audits contained in *Government Auditing Standards*, issued by the Comptroller General of the United States, and will include tests of the accounting records of the ESUCC and other procedures we consider necessary to enable us to express such opinions. We will issue a written report upon completion of our audit of the ESUCC's financial statements. Our report will be addressed to the

management and Board of Directors of the ESUCC. We cannot provide assurance that unmodified opinions will be expressed. Circumstances may arise in which it is necessary for us to modify our opinions or add emphasis-of-matter or other-matter paragraphs. If our opinions on the financial statements are other than unmodified, we will discuss the reasons with you in advance.

We will also provide a report (that does not include an opinion) on internal control related to the financial statements and compliance with the provisions of laws, regulations, contracts, and grant agreements, noncompliance with which could have a material effect on the financial statements as required by *Government Auditing Standards*. The report on internal control and on compliance and other matters will include a paragraph that states (1) that the purpose of the report is solely to describe the scope of testing of internal control and compliance, and the results of that testing, and not to provide an opinion on the effectiveness of the ESUCC's internal control on compliance, and (2) that the report is an integral part of an audit performed in accordance with *Government Auditing Standards* in considering the ESUCC's internal control and compliance. The paragraph will also state that the report is not suitable for any other purpose. If during our audit we become aware that the ESUCC is subject to an audit requirement that is not encompassed in the terms of this audit, we will communicate to management and those charged with governance that an audit in accordance with U.S. generally accepted auditing standards and the standards for financial audits contained in *Government Auditing Standards* may not satisfy the relevant legal, regulatory, or contractual requirements.

### **Audit Procedures—General**

An audit includes examining, on a test basis, evidence supporting the amounts and disclosures in the financial statements; therefore, our audit will involve judgment about the number of transactions to be examined and the areas to be tested. An audit also includes evaluating the appropriateness of accounting policies used and the reasonableness of significant accounting estimates made by management, as well as evaluating the overall presentation of the financial statements. We will plan and perform the audit to obtain reasonable rather than absolute assurance about whether the financial statements are free of material misstatement, whether from (1) errors, (2) fraudulent financial reporting, (3) misappropriation of assets, or (4) violations of laws or governmental regulations that are attributable to the government or to acts by management or employees acting on behalf of the government. Because the determination of abuse is subjective, *Government Auditing Standards* do not expect auditors to provide reasonable assurance of detecting abuse.

Because of the inherent limitations of an audit, combined with the inherent limitations of internal control, and because we will not perform a detailed examination of all transactions, there is a risk that material misstatements may exist and not be detected by us, even though the audit is properly planned and performed in accordance with U.S. generally accepted auditing standards and *Government Auditing Standards*. In addition, an audit is not designed to detect immaterial misstatements or violations of laws or governmental regulations that do not have a direct and material effect on the financial statements. However, we will inform the appropriate level of management of any material errors, any fraudulent financial reporting, or misappropriation of assets that come to our attention. We will also inform the appropriate level of management of any violations of laws or governmental regulations that come to our attention, unless clearly inconsequential, and of any material abuse that comes to our attention. Our responsibility as auditors is limited to the period covered by our audit and does not extend to later periods for which we are not auditing.

Our procedures will include tests of documentary evidence supporting the transactions recorded in the accounts, and may include direct confirmation of receivables and certain other assets and liabilities by correspondence with selected individuals, funding sources, creditors, and financial institutions. We will request written representations from your attorneys as part of the engagement, and they may bill you for responding to this inquiry. At the conclusion of our audit, we will require certain written representations from you about your responsibilities for the financial statements; compliance with laws, regulations, contracts, and grant agreements; and other responsibilities required by generally accepted auditing standards.

### **Audit Procedures—Internal Control**

Our audit will include obtaining an understanding of the government and its environment, including internal control, sufficient to assess the risks of material misstatement of the financial statements and to design the nature, timing, and extent of further audit procedures. Tests of controls may be performed to test the effectiveness of certain controls that we consider relevant to preventing and detecting errors and fraud that are material to the financial statements and to preventing and detecting misstatements resulting from illegal acts and other noncompliance matters that have a direct and material effect on the financial statements. Our tests, if performed, will be less in scope than would be necessary to render an opinion on internal control and, accordingly, no opinion will be expressed in our report on internal control issued pursuant to *Government Auditing Standards*.

An audit is not designed to provide assurance on internal control or to identify significant deficiencies or material weaknesses. However, during the audit, we will communicate to management and those charged with governance internal control related matters that are required to be communicated under AICPA professional standards and *Government Auditing Standards*.

### **Audit Procedures—Compliance**

As part of obtaining reasonable assurance about whether the financial statements are free of material misstatement, we will perform tests of the ESUCC's compliance with the provisions of applicable laws, regulations, contracts, agreements, and grants. However, the objective of our audit will not be to provide an opinion on overall compliance and we will not express such an opinion in our report on compliance issued pursuant to *Government Auditing Standards*.

### **Management Responsibilities**

Management is responsible for the financial statements and all accompanying information as well as representations contained therein. As part of the audit, we will assist with the preparation of your financial statements and related notes. These nonaudit services do not constitute an audit under *Government Auditing Standards* and such services will not be conducted in accordance with *Government Auditing Standards*. You agree to assume all management responsibilities relating to the financial statements and related notes and any other nonaudit services we provide. You will be required to acknowledge in the management representation letter our assistance with preparation of the financial statements and related notes and that you have reviewed and approved the financial statements and related notes prior to their issuance and have accepted responsibility for them. Further, you agree to oversee the nonaudit services by designating an individual, preferably from senior management, with suitable skill, knowledge, or experience; evaluate the adequacy and results of those services; and accept responsibility for them.

That individual will be ***David Ludwig, ESUCC Executive Director***.

Management is responsible for establishing and maintaining effective internal controls, including evaluating and monitoring ongoing activities, to help ensure that appropriate goals and objectives are met; following laws and regulations; and ensuring that management and financial information is reliable and properly reported. Management is also responsible for implementing systems designed to achieve compliance with applicable laws, regulations, contracts, and grant agreements. You are also responsible for the selection and application of accounting principles, for the preparation and fair presentation of the financial statements in conformity with the cash basis of accounting, and for compliance with applicable laws and regulations and the provisions of contracts and grant agreements.

Management is also responsible for making all financial records and related information available to us and for the accuracy and completeness of that information. You are also responsible for providing us with (1) access to all information of which you are aware that is relevant to the preparation and fair presentation of the financial statements, (2) additional information that we may request for the purpose of the audit, and (3) unrestricted access to persons within the government from whom we determine it necessary to obtain audit evidence.

Your responsibilities include adjusting the financial statements to correct material misstatements and for confirming to us in the written representation letter that the effects of any uncorrected misstatements aggregated by us during the current engagement and pertaining to the latest period presented are immaterial, both individually and in the aggregate, to the financial statements taken as a whole.

You are responsible for the design and implementation of programs and controls to prevent and detect fraud, and for informing us about all known or suspected fraud affecting the government involving (1) management, (2) employees who have significant roles in internal control, and (3) others where the fraud could have a material effect on the financial statements. Your responsibilities include informing us of your knowledge of any allegations of fraud or suspected fraud affecting the government received in communications from employees, former employees, grantors, regulators, or others. In addition, you are responsible for identifying and ensuring that the ESUCC complies with applicable laws, regulations, contracts, agreements, and grants and for taking timely and appropriate steps to remedy fraud and noncompliance with provisions of laws, regulations, contracts or grant agreements, or abuse that we report.

You are responsible for the preparation of the other information in accordance with the cash basis of accounting. You agree to include our report on the other information in any document that contains and indicates that we have reported on the other information. You also agree to include the audited financial statements with any presentation of the other information that includes our report thereon no later than the date the other information is issued with our report thereon. Your responsibilities include acknowledging to us in the written representation letter that (1) you are responsible for presentation of the other information in accordance with the cash basis of accounting; (2) you believe the other information, including its form and content, is fairly presented in accordance with the cash basis of accounting; (3) the methods of measurement or presentation have not changed from those used in the prior period; and (4) you have disclosed to us any significant assumptions or interpretations underlying the measurement or presentation of the other information.

Management is responsible for establishing and maintaining a process for tracking the status of audit findings and recommendations. Management is also responsible for identifying for us previous financial audits, attestation engagements, performance audits or other studies related to the objectives discussed in the Audit Objectives section of this letter. This responsibility includes relaying to us corrective actions taken to address significant findings and recommendations resulting from those audits, attestation engagements, performance audits, or other studies. You are also responsible for providing management's views on our current findings, conclusions, and recommendations, as well as your planned corrective actions, for the report, and for the timing and format for providing that information.

**Our audit of the financial statements does not relieve you or management of responsibilities.**

**Other Items**

We understand that your employees will prepare all cash or other confirmations we request and will locate any documents selected by us for testing.

We will provide copies of our reports to the ESUCC; however, management is responsible for distribution of the reports and the financial statements. Unless restricted by law or regulation, or containing privileged and confidential information, copies of our reports are to be made available for public inspection.

The audit documentation for this engagement is the property of the APA and constitutes confidential information. However, audit documentation and appropriate individuals will be made available to certain parties in accordance with Neb. Rev. Stat. § 84-311 Reissue 2014. We will notify you of any such request. If requested, access to such audit documentation will be provided under the supervision of APA personnel. Furthermore, upon request, we may provide copies of selected audit documentation to the aforementioned parties. These parties may intend, or decide, to distribute the copies or information contained therein to others, including other governmental agencies.

The audit documentation for this engagement will be retained for a minimum of five years after the report release date. If we are aware that a federal awarding agency or auditee is contesting an audit finding, we will contact the party(ies) contesting the audit finding for guidance prior to destroying the audit documentation.

**Information to be provided by the ESUCC:**

- A complete listing of all statutes and rules and regulations that govern the ESUCC, including any statutes and rules and regulations that may have a material impact on the ESUCC's financial statements.
- All correspondence with relevant licensing or regulatory authorities that may have a material effect on the financial statements.
- Statistical information relating to the ESUCC.
- Attorney Generals' opinions pertaining to the ESUCC or any operations thereof.
- Information on any pending litigation involving or pertinent to the ESUCC. The APA will discuss any pending litigation with appropriate staff.

- Other items as identified and requested in the Prepared By Client (PBC) list already provided to management of the ESUCC.

### **Fraud (Current standards require additional procedures)**

AICPA Statements on Auditing Standards require that we ensure management understands the risk of material misstatement due to fraud. Inquiries regarding fraud will be addressed with the ESUCC's management (Board Chair, head of Audit Committee, Director, Chief Financial Officer) and others within the ESUCC, such as internal audit staff, in-house legal counsel, and employees with varying levels of authority within the ESUCC. The APA's staff will be making those inquiries throughout the audit to determine whether staff is aware of any actual, suspected, or alleged fraud, investigations within the agency, strange or unusual transactions, or transactions outside of the normal course of business.

Please contact us at any time to report any issues regarding strange or unusual transactions, fraud, or potential fraud.

### **Disciplinary Actions**

With the appropriate level of management, the APA will also discuss any staff disciplinary actions or suspensions. The APA is primarily concerned with actions that would have a financial impact, but we need to be aware of all disciplinary actions in order for us to make a proper determination of the impact of such actions. The following inquiries will be made:

Has there been any disciplinary action or investigative suspension taken against the ESUCC employees in the last fiscal year to date? If so, who has been disciplined and is the issue resolved or pending? The APA will need details to determine if there is a financial or internal control impact.

### **Entity Designation of a Contact Person:**

The ESUCC may choose to designate a "contact person" to assist in facilitating the APA's access to information during the audit. It should be understood, however, that the APA will exercise sole discretion in determining when, or even if, to utilize the service of any individual so designated.

Regardless of whether the ESUCC designates a "contact person" for the audit, the APA requires direct, timely, and unimpeded access to both records and personnel of the ESUCC. GAGAS also requires auditors to document the impact on the engagement when it is not in compliance with GAGAS requirements such as **restrictions on access to records**, etc.

The APA may seek the assistance of a "contact person" designated by the ESUCC to facilitate access to needed information; however, the APA cannot be compelled to do so. Nor will the APA defer in any other way to the ESUCC representatives regarding the methodology of the audit, especially with respect to accessing records and/or personnel of the ESUCC.

Neb. Rev. Stat. § 84-305 (2015 Neb. Laws, LB 539, § 10) states, in relevant part:

*(1) The Auditor of Public Accounts shall have access to any and all information and records, confidential or otherwise, of any public entity, in whatever form or mode the records may be, unless the auditor is denied such access by federal law or explicitly named and denied such access by state law. If such a law exists, the public entity shall provide the auditor with a written explanation of its inability to produce such information and records and, after reasonable accommodations are made, shall grant the auditor access to all information and records or portions thereof that can legally be reviewed.*

*(2) Upon receipt of a written request by the Auditor of Public Accounts for access to any information or records, the public entity shall provide to the auditor as soon as is practicable and without delay, but not more than three business days after actual receipt of the request, either (a) the requested materials or (b)(i) if there is a legal basis for refusal to comply with the request, a written denial of the*



*request together with the information specified in subsection (1) of this section or (ii) if the entire request cannot with reasonable good faith efforts be fulfilled within three business days after actual receipt of the request due to the significant difficulty or the extensiveness of the request, a written explanation, including the earliest practicable date for fulfilling the request, and an opportunity for the auditor to modify or prioritize the items within the request. No delay due to the significant difficulty or the extensiveness of any request for access to information or records shall exceed three calendar weeks after actual receipt of such request by any public entity. The three business days shall be computed by excluding the day the request is received, after which the designated period of time begins to run. Business day does not include a Saturday, a Sunday, or a day during which the offices of the custodian of the public records are closed.*

Additionally, 2015 Neb. Laws, LB 539, § 11, which became effective on May 28, 2015, provides a criminal penalty for refusing to cooperate with an audit, as follows:

*Any person who willfully fails to comply with the provisions of section 84-305 or who otherwise willfully obstructs or hinders the conduct of an audit, examination, or related activity by the Auditor of Public Accounts or who willfully misleads or attempts to mislead any person charged with the duty of conducting such audit, examination, or related activity shall be guilty of a Class II misdemeanor.*

Any attempt by the ESUCC personnel to interfere with or restrict the APA's direct, timely, and unimpeded access to either records or personnel, whether through an intermediary or otherwise, will be treated as a violation of both the above statutory provision and applicable auditing standards – and will be responded to accordingly.

#### **Other issues:**

- We understand that ESUCC utilized three computer systems for accounting purposes for the fiscal year ended August 31, 2015. They were:
  1. The **Harris Fund Accounting Program** was used by ESU #17 to process the payroll for the ESU#17 employees contracted to work on ESUCC projects.
  2. The **eFinance Plus web-based Program** was used by ESUCC for accounting transactions.

Is this correct? Does the agency utilize any other significant computer systems?

- Has the ESUCC had, or is the ESUCC now involved in, any Equal Opportunity cases?
- Has the ESUCC had any other financial or compliance work (audits, attestations, Federal reviews, or other studies) performed for the period being audited or the previous two or three years, including any reviews conducted by DAS? If so, please provide a copy of any findings or recommendations.

#### **Entity's Response to Draft Report:**

Upon completion of the audit, the APA will provide the ESUCC with a draft copy of the audit report. The ESUCC will then be given ten (10) calendar days in which to offer the APA written responses to any of the findings contained therein. This is done in compliance with GAGAS, which requires auditors to obtain the views of responsible officials of the audited entity regarding the findings, conclusions, and recommendations, as well as any planned corrective actions.

As permitted under GAGAS, if the ESUCC either fails or chooses not to offer the APA written responses to any of the findings contained in the audit report within the ten (10) calendar days provided, the APA will issue the report without receiving comments from the audited entity.

Any written comments provided by the ESUCC should be kept to a reasonable length, preferably no more than five sentences each. If a written comment received meets that criterion, the APA will include it verbatim in the

report. Any written comment that exceeds the specified length will be summarized in the audit report by the APA, as permitted under GAGAS.

In accordance with GAGAS, if the APA disagrees with any written comment received, the APA will explain in the report our reasons for disagreement. If, in the APA's opinion, any written comment is found to be valid and supported with sufficient, appropriate evidence, the APA will modify our report as necessary.

Unless the APA determines that further audit work is warranted, presentation of the draft report to the entity generally indicates that the audit is near completion. Therefore, it is important for the ESUCC to respond fully and timely to any inquiries, requests for records and/or other information, or preliminary findings by the APA during the course of the audit. The ESUCC must not wait to provide such responses until the exit conference or in its written comments to the draft report. Attempting to do so will likely prolong the audit, as well as require the APA to include in the final audit report a comment regarding the ESUCC's failure to cooperate with the audit.

### **ESUCC concerns**

We began our audit on February 1, 2016. We expect to issue our reports no later than April 30, 2016. Don Dunlap is the Manager and is responsible for supervising the engagement and signing the reports.

We believe this letter accurately summarizes the significant terms of our audit. If you have any questions, please let us know.

ESU		
ESUPDO		\$4540/ESU + \$20 onsite fee/mtg/training
NWEA	Annual	Annual Fee - \$1728/facilitator
	Trainings	\$2500 x 3 trainings/faciliator +\$7500
BlendEd	BlendEd	
	Distance Ed	
	LMS	
	Admin Fee	\$5400/ESU
	IMAT/Media on Demand	50% per participatig ESU and 50% per participating NE school enrollment
	IMAT/LOR	
	IMAT/Media	Media Acquistion - \$5,000 each participatingESU
	IMAT/Special	SpecialProjects - \$4,500 each participating ESU
	Identity Management	
COOP	ESU	
SRS	ILCD	
	PARA	
	Admin Fee	\$5,000 per participating ESU
	Tier	<p>Tier School Membership</p> <p>2015-2016 - 10%</p> <p>3 &lt;100 \$136</p> <p>4 100-249 \$354</p> <p>5 250-499 \$706</p> <p>6 500-999 \$2119</p> <p>7 1000-1999 \$2826</p> <p>8 2000-3999 \$3532</p> <p>9 4000-17999 \$7062</p>

Budget Summary

<b>Checking Account Summary: As Of January 31, 2016</b>				
Checkbook Balance As of Sept. 1, 2015 = \$1,119,110.98				
	<u>End of December</u>	<u>January Receipts</u>	<u>January Disbursements</u>	<u>Balance 01/31/16</u>
<b>Beginning Balance:</b>	<b><u>\$1,302,086.07</u></b>			
ESUCC Admin.	\$140,731.22	\$30.27	(\$3,682.66)	\$137,078.83
COOP	\$743,791.58	\$31,057.81	(\$2,313.88)	\$772,535.51
DEC	\$270,542.54	\$304.33	(\$8,174.61)	\$262,672.26
IMAT	\$66,750.95	\$5,441.00	(\$130.47)	\$72,061.48
LMS	(\$221,513.36)	\$0.00	\$79.76	(\$221,433.60)
SRS	\$210,452.52	\$0.00	(\$1,921.80)	\$208,530.72
PDO	(\$158,669.38)	\$240,250.94	(\$7,793.13)	\$73,788.43
ESUCC Reserve	\$250,000.00			\$250,000.00
<b>Ending Balance:</b>				<b><u>\$1,555,233.63</u></b>

<b>Outstanding Receipts</b>	
<b>ESUCC Admin.</b>	<b>\$1,641.18</b>
ESUs, Lobbyist Fee Billed Oct 29th, ESU #6	\$1,641.18
<b>COOP</b>	<b>\$6,136.67</b>
World Book Billed June 2nd, Hay Springs	\$141.51
AEPA/Special Buy Admin Fees	\$5,995.16
<b>DEC</b>	<b>\$7,500.00</b>
UWW, NVIS Billed Oct 22	\$7,500.00
<b>IMAT</b>	<b>\$5,400.00</b>
ESUs, MSA Fee Billed Oct 26th, ESU #6	\$5,400.00
<b>LMS</b>	<b>\$3,480.74</b>
Angel Licenses Billed Aug 21st, Arthur & Pierce	\$1,527.50
Canvas, 2% Admin Fee	\$1,953.24
<b>SRS</b>	<b>\$0.00</b>
<b>PDO</b>	<b>\$5,588.00</b>
PD MSA & Onsite Fees Billed May 20th, NDE	\$600.00
NWEA Training/Fee Billed Dec 7th, Elkhorn, NDE, ESU 10	\$4,288.00
Crisis Team Training Billed Oct 28th, Scotus & Hershey	\$700.00
<b>Total:</b>	<b>\$29,746.59</b>

<b>Fiscal Year Net Activity:</b>	
	<u>FY Net Activity</u> <u>01/31/16</u>
ESUCC Admin	\$204,151.02
COOP	\$4,093.03
DEC	\$161,588.57
IMAT	\$49,954.55
LMS	\$59,960.83
SRS	\$42,790.67
PDO	\$127,273.04
	<b>\$436,122.65</b>
<i>(Historical Data Attached)</i>	

<b>Notes/Special Receipts:</b>	
\$168,000.00	PDO Career Connections
\$46,954.94	PDO NMPDS Grant Funds
\$19,656.00	PDO NWEA

<b>Notes/Special Disbursements:</b>	
\$7,480.00	DEC NVIS

**Budget Notes/Comments:**  
 02/08/16 -- Budget Review Committee met to review January status and had no concerns.  
 It was noted that NWEA revenue is higher than expenses. Revenue was reviewed and only consists of amounts billed for NWEA trainings plus meeting registration fees.





SUNGARD PENTAMATION  
DATE: 02/09/2016  
TIME: 09:13:15

ESU COORDINATING COUNCIL  
PRINT COMBINING BALANCE SHEET

PAGE NUMBER: 1  
STATMN81

SELECTION CRITERIA: ALL  
ACCOUNTING PERIOD: 5/16

FUND GROUP - - GENERAL FUND			
ACCOUNT - - - - -	TITLE - - - - -	DEBITS	CREDITS
09000	CASH	1,555,233.63	.00
TOTAL	CASH	1,555,233.63	.00
09296	PRE-PAID POSTAGE	933.12	.00
TOTAL	PRE-PAID POSTAGE	933.12	.00
TOTAL	ASSETS	1,556,166.75	.00
09401	ACCOUNTS PAYABLE	.00	54.00
TOTAL	ACCOUNTS PAYABLE	.00	54.00
TOTAL	LIABILITIES	.00	54.00
TOTAL	REV CONT	.00	1,727,525.03
TOTAL	EXP CONT	1,290,794.20	.00
TOTAL	RES FOR ENC	.00	177.00
TOTAL	ENC CONT	177.00	.00
TOTAL	REV BUD CONTL	7,377,022.00	.00
TOTAL	EXP BUD CONT	.00	7,377,022.00
TOTAL	FUND BALANCE	.00	1,119,381.92
TOTAL	EQUITIES	8,667,993.20	10,224,105.95
TOTAL	REPORT	10,224,159.95	10,224,159.95

SUNGARD PENTAMATION  
 DATE: 02/09/2016  
 TIME: 09:16:34

ESU COORDINATING COUNCIL  
 SUMMARY REVENUE COMPARISON REPORT

PAGE NUMBER: 1  
 REVCOM31

SELECTION CRITERIA: ALL  
 ACCOUNTING PERIOD: 5/16

Fund - 01 - GENERAL FUND

	TITLE	CURRENT YEAR				PRIOR YEAR			
		BUDGET	REVENUE	BALANCE	%	BUDGET	REVENUE	BALANCE	%
TOTAL	ESUCC/ADM	311,948.00	303,203.69	8,744.31	97.20	275,228.00	275,282.97	-54.97	100.02
TOTAL	COOP	700,008.00	181,358.30	518,649.70	25.91	2,153,390.00	405,914.79	1,747,475.21	18.85
TOTAL	SRS	431,237.00	104,606.25	326,630.75	24.26	392,723.00	96,903.75	295,819.25	24.67
TOTAL	PROF DEV	2,432,584.00	463,189.48	1,969,394.52	19.04	1,135,457.00	579,914.02	555,542.98	51.07
TOTAL	BLENDED	1,515,597.00	507,167.31	1,008,429.69	33.46	902,470.00	491,762.46	410,707.54	54.49
TOTAL	FLOW THROUGH	1,860,000.00	168,000.00	1,692,000.00	9.03	360,000.00	.00	360,000.00	.00
TOTAL	MISC CASH BROUGHT FW	125,648.00	.00	125,648.00	.00	309,146.00	.00	309,146.00	.00
TOTAL	GENERAL FUND	7,377,022.00	1,727,525.03	5,649,496.97	23.42	5,528,414.00	1,849,777.99	3,678,636.01	33.46
TOTAL	REPORT	7,377,022.00	1,727,525.03	5,649,496.97	23.42	5,528,414.00	1,849,777.99	3,678,636.01	33.46



SUNGARD PENTAMATION  
DATE: 02/09/2016  
TIME: 09:15:01

ESU COORDINATING COUNCIL  
REVENUE TRANSACTION ANALYSIS

PAGE NUMBER: 1  
AUDIT31

SELECTION CRITERIA: transact.yr='16' and transact.period='5'  
ACCOUNTING PERIOD: 5/16

FUND - 01 - GENERAL FUND  
ORG UNIT - 0110100000 - GENERAL ESUCC/ADM

ACCOUNT	DATE	T/C	RECEIVE REFERENCE	PAYER/VENDOR	BUDGET	RECEIPTS	RECEIVABLES DESCRIPTION
11410	INTEREST						
5 /16	02/01/16	19	BANKREC			30.27	RECONCILIATION INTEREST
TOTAL	INTEREST				.00	30.27	.00
TOTAL	GENERAL ESUCC/ADM				.00	30.27	.00



SUNGARD PENTAMATION  
 DATE: 02/09/2016  
 TIME: 09:15:01

ESU COORDINATING COUNCIL  
 REVENUE TRANSACTION ANALYSIS

PAGE NUMBER: 3  
 AUDIT31

SELECTION CRITERIA: transact.yr='16' and transact.period='5'  
 ACCOUNTING PERIOD: 5/16

FUND - 01 - GENERAL FUND  
 ORG UNIT - 0130334000 - COOP AEPA/SPEC BUY GEN

ACCOUNT	DATE	T/C	RECEIVE REFERENCE	PAYER/VENDOR	BUDGET	RECEIPTS	RECEIVABLES DESCRIPTION
12400			ADMIN FEES				
	5 /16	01/18/16	24			2,434.15	.00 COOP INSIGHT ADMIN FEE
	5 /16	01/18/16	24			5.68	.00 COOP KONICA MINOLTA
	5 /16	01/18/16	24			11.09	.00 COOP MIDWEST TECH
	5 /16	01/19/16	24			836.94	.00 COOP DAKTRONICS ADMIN FEE
	5 /16	01/29/16	24			799.80	.00 COOP JOURNEY ED ADMIN FEE
	5 /16	01/29/16	24			5,306.05	.00 COOP CDW ADMIN FEE
	5 /16	01/29/16	24			26.34	.00 COOP KYOCERA FEE
	5 /16	01/29/16	24			1,619.45	.00 COOP VOSS ADMIN FEE
TOTAL			ADMIN FEES		.00	11,039.50	.00
TOTAL			COOP AEPA/SPEC BUY GEN		.00	11,039.50	.00

SUNGARD PENTAMATION  
DATE: 02/09/2016  
TIME: 09:15:01

ESU COORDINATING COUNCIL  
REVENUE TRANSACTION ANALYSIS

PAGE NUMBER: 4  
AUDIT31

SELECTION CRITERIA: transact.yr='16' and transact.period='5'  
ACCOUNTING PERIOD: 5/16

FUND - 01 - GENERAL FUND  
ORG UNIT - 0150500200 - PROF DEV PD ESU

ACCOUNT	DATE	T/C	RECEIVE REFERENCE	PAYER/VENDOR	BUDGET	RECEIPTS	RECEIVABLES DESCRIPTION
11990	INVOICED REVENUE						
5 /16	01/07/16	19	56			4,540.00	RECEIVABLE-RC- 010416PQ
TOTAL	INVOICED REVENUE				.00	4,540.00	.00
TOTAL	PROF DEV PD ESU				.00	4,540.00	.00

SUNGARD PENTAMATION  
DATE: 02/09/2016  
TIME: 09:15:01

ESU COORDINATING COUNCIL  
REVENUE TRANSACTION ANALYSIS

PAGE NUMBER: 5  
AUDIT31

SELECTION CRITERIA: transact.yr='16' and transact.period='5'  
ACCOUNTING PERIOD: 5/16

FUND - 01 - GENERAL FUND  
ORG UNIT - 0150550200 - PROF DEV NWEA ESU

ACCOUNT	DATE	T/C	RECEIVE REFERENCE	PAYER/VENDOR	BUDGET	RECEIPTS	RECEIVABLES DESCRIPTION
11990			INVOICED REVENUE				
5 /16	01/07/16	19	56			11,952.00	RECEIVABLE-RC- 010416PQ
5 /16	01/07/16	19	58			2,520.00	RECEIVABLE-RC- 010716PQ
5 /16	01/29/16	19	62			5,184.00	RECEIVABLE-RC- 012216PQ
TOTAL			INVOICED REVENUE		.00	19,656.00	.00
TOTAL			PROF DEV NWEA ESU		.00	19,656.00	.00

SUNGARD PENTAMATION  
DATE: 02/09/2016  
TIME: 09:15:01

ESU COORDINATING COUNCIL  
REVENUE TRANSACTION ANALYSIS

PAGE NUMBER: 6  
AUDIT31

SELECTION CRITERIA: transact.yr='16' and transact.period='5'  
ACCOUNTING PERIOD: 5/16

FUND - 01 - GENERAL FUND  
ORG UNIT - 0150560200 - PROF DEV CRISIS ESU

ACCOUNT	DATE	T/C	RECEIVE REFERENCE	PAYER/VENDOR	BUDGET	RECEIPTS	RECEIVABLES DESCRIPTION
11990	INVOICED REVENUE						
5 /16	01/07/16	19	56			1,100.00	RECEIVABLE-RC- 010416PQ
TOTAL	INVOICED REVENUE				.00	1,100.00	.00
TOTAL	PROF DEV CRISIS ESU				.00	1,100.00	.00

SUNGARD PENTAMATION  
DATE: 02/09/2016  
TIME: 09:15:01

ESU COORDINATING COUNCIL  
REVENUE TRANSACTION ANALYSIS

PAGE NUMBER: 7  
AUDIT31

SELECTION CRITERIA: transact.yr='16' and transact.period='5'  
ACCOUNTING PERIOD: 5/16

FUND - 01 - GENERAL FUND  
ORG UNIT - 0150570400 - PROF DEV NMPDS GR FEDERAL

ACCOUNT	DATE	T/C	RECEIVE REFERENCE	PAYER/VENDOR	BUDGET	RECEIPTS	RECEIVABLES DESCRIPTION
14000			GRANT REVENUE				
5 /16	01/29/16	24				46,954.94	.00 NMPDS GRANT FUNDS
TOTAL			GRANT REVENUE		.00	46,954.94	.00
TOTAL			PROF DEV NMPDS GR FEDERAL		.00	46,954.94	.00

SUNGARD PENTAMATION  
DATE: 02/09/2016  
TIME: 09:15:01

ESU COORDINATING COUNCIL  
REVENUE TRANSACTION ANALYSIS

PAGE NUMBER: 8  
AUDIT31

SELECTION CRITERIA: transact.yr='16' and transact.period='5'  
ACCOUNTING PERIOD: 5/16

FUND - 01 - GENERAL FUND  
ORG UNIT - 0160600200 - BLENDED IMAT ESU

ACCOUNT	DATE	T/C	RECEIVE REFERENCE	PAYER/VENDOR	BUDGET	RECEIPTS	RECEIVABLES DESCRIPTION
11990	INVOICED REVENUE						
5 /16	01/07/16	19	56			5,441.00	RECEIVABLE-RC- 010416PQ
TOTAL	INVOICED REVENUE				.00	5,441.00	.00
TOTAL	BLENDED IMAT ESU				.00	5,441.00	.00



SUNGARD PENTAMATION  
DATE: 02/09/2016  
TIME: 09:15:01

ESU COORDINATING COUNCIL  
REVENUE TRANSACTION ANALYSIS

PAGE NUMBER: 9  
AUDIT31

SELECTION CRITERIA: transact.yr='16' and transact.period='5'  
ACCOUNTING PERIOD: 5/16

FUND - 01 - GENERAL FUND  
ORG UNIT - 0160620000 - BLENDED DEC GENERAL

ACCOUNT	DATE	T/C	RECEIVE REFERENCE	PAYER/VENDOR	BUDGET	RECEIPTS	RECEIVABLES DESCRIPTION
12400	ADMIN FEES						
5 /16	01/29/16	19	61			304.33	RECEIVABLE-RC- 012616PQ
TOTAL	ADMIN FEES				.00	304.33	.00
TOTAL	BLENDED DEC GENERAL				.00	304.33	.00

SUNGARD PENTAMATION  
DATE: 02/09/2016  
TIME: 09:15:01

ESU COORDINATING COUNCIL  
REVENUE TRANSACTION ANALYSIS

PAGE NUMBER: 10  
AUDIT31

SELECTION CRITERIA: transact.yr='16' and transact.period='5'  
ACCOUNTING PERIOD: 5/16

FUND - 01 - GENERAL FUND  
ORG UNIT - 0170500000 - PD FLOW THROUGH

ACCOUNT	DATE	T/C	RECEIVE REFERENCE	PAYER/VENDOR	BUDGET	RECEIPTS	RECEIVABLES DESCRIPTION
12000	FLOW THROUGH REVENUE						
5 /16	01/29/16	19	60			168,000.00	RECEIVABLE-RC- 012016P
TOTAL	FLOW THROUGH REVENUE				.00	168,000.00	.00
TOTAL	PD FLOW THROUGH				.00	168,000.00	.00
TOTAL	GENERAL FUND				.00	277,084.35	.00
TOTAL REPORT					.00	277,084.35	.00

SUNGARD PENTAMATION, INC.  
DATE: 02/09/2016  
TIME: 09:19:03

ESU COORDINATING COUNCIL  
INVOICE SHORT LISTING

PAGE NUMBER: 1  
MODULE: mrvnlrpl

SELECTION CRITERIA: cmropenitem.total\_due>0.0

INV DATE	INVOICE NO	CUSTOMER #	CUSTOMER NAME	ORIG INVOICE	INVOICE ADJT	----PAYMENTS	PAYMENT ADJT	-WRITTEN OFF	---TOTAL DUE
10/29/2015	ADMN000006	ESU06	EDUCATIONAL SERVIC	1,641.18	.00	.00	.00	.00	1,641.18
06/02/2015	AEPA000128	HAYSPRINGS	HAY SPRINGS PUBLIC	141.51	.00	.00	.00	.00	141.51
10/28/2015	CRIS000139	SCOTUS	SCOTUS CENTRAL CAT	200.00	.00	.00	.00	.00	200.00
10/28/2015	CRIS000151	HERSHEY	HERSHEY PUBLIC SCH	500.00	.00	.00	.00	.00	500.00
10/22/2015	DEC0000040	UWW	UNIVERSITY OF WISC	7,500.00	.00	.00	.00	.00	7,500.00
10/26/2015	IMAT000076	ESU06	EDUCATIONAL SERVIC	5,400.00	.00	.00	.00	.00	5,400.00
08/21/2015	LMS0000072	ARTHUR	ARTHUR COUNTY SCHO	1,410.00	.00	.00	.00	.00	1,410.00
08/21/2015	LMS0000085	PIERCE	PIERCE PUBLIC SCHO	117.50	.00	.00	.00	.00	117.50
10/02/2015	LMS0000091	CANVAS	CANVAS	1,953.24	.00	.00	.00	.00	1,953.24
10/26/2015	NWEA000057	ELKHORN	ELKHORN PUBLIC SCH	4,248.00	-1,728.00	.00	.00	.00	2,520.00
10/26/2015	NWEA000072	NDE	NEBRASKA DEPT OF E	60.00	.00	-20.00	.00	.00	40.00
12/07/2015	NWEA000075	ESU10	EDUCATIONAL SERVIC	1,728.00	.00	.00	.00	.00	1,728.00
05/20/2015	PDO0000212	NDE	NEBRASKA DEPT OF E	980.00	.00	-380.00	.00	.00	600.00
TOTAL REPORT: 13				25,879.43	-1,728.00	-400.00	.00	.00	23,751.43

SUNGARD PENTAMATION  
 DATE: 02/09/2016  
 TIME: 09:15:58

ESU COORDINATING COUNCIL  
 SUMMARY EXPENDITURE COMPARISON REPORT

PAGE NUMBER: 1  
 EXPCOM31

SELECTION CRITERIA: ALL  
 ACCOUNTING PERIOD: 5/16

Fund - 01 - GENERAL FUND

TITLE	CURRENT YEAR				PRIOR YEAR			
	BUDGET	EXPENDITURES	BALANCE	%	BUDGET	EXPENDITURES	BALANCE	%
TOTAL ESUCC/ADM	311,948.00	98,866.88	213,081.12	31.69	275,228.00	88,411.67	186,816.33	32.12
TOTAL GENERAL	.00	.00	.00	.00	.00	.00	.00	.00
TOTAL COOP	711,017.00	184,477.97	526,539.03	25.95	2,302,876.00	147,779.05	2,155,096.95	6.42
TOTAL SRS	445,876.00	147,407.63	298,468.37	33.06	434,734.00	136,677.70	298,056.30	31.44
TOTAL PROF DEV	2,432,584.00	330,772.47	2,101,811.53	13.60	1,153,220.00	214,664.69	938,555.31	18.61
TOTAL BLENDED	1,365,597.00	259,918.75	1,105,678.25	19.03	1,002,356.00	274,979.78	727,376.22	27.43
TOTAL FLOW THROUGH	2,110,000.00	269,350.50	1,840,649.50	12.77	360,000.00	215,000.00	145,000.00	59.72
TOTAL GENERAL FUND	7,377,022.00	1,290,794.20	6,086,227.80	17.50	5,528,414.00	1,077,512.89	4,450,901.11	19.49
TOTAL REPORT	7,377,022.00	1,290,794.20	6,086,227.80	17.50	5,528,414.00	1,077,512.89	4,450,901.11	19.49

SUNGARD PENTAMATION  
DATE: 02/09/2016  
TIME: 09:18:14

ESU COORDINATING COUNCIL  
Purchase Order STATUS REPORT

PAGE NUMBER: 1  
STATMN21  
INFO: ORDERED BY NUMBER

SELECTION CRITERIA: encl edgr.yr='16'

PURCHASE OR	ORG UNIT	ACCOUNT	ACCOUNT	VENDOR DATE	NAME DESCRIPTION	SALES TAX USE TAX	ORIGINAL PAYMENTS	CHANGE BALANCE
P160000-10	0150575400	25600		1007 10/20/15	CDW GOVERNMENT INC. 1455195 TRIPP PDU SWITC	0.00 0.00	1185.56 1185.56	0.00 0.00
P160000-12	0150575400	25600		1007 10/20/15	CDW GOVERNMENT INC. 3546486 LVO TS GEN5 2U	0.00 0.00	0.00 0.00	0.00 0.00
TOTAL P160000						0.00 0.00	1185.56 1185.56	0.00 0.00
TOTAL REPORT						0.00 0.00	1185.56 1185.56	0.00 0.00

Budget Summary

<b>Checking Account Summary: As Of January 31, 2016</b>				
Checkbook Balance As of Sept. 1, 2015 = \$1,119,110.98				
	<u>End of December</u>	<u>January Receipts</u>	<u>January Disbursements</u>	<u>Balance 01/31/16</u>
<b>Beginning Balance:</b>	<b><u>\$1,302,086.07</u></b>			
ESUCC Admin.	\$140,731.22	\$30.27	(\$3,682.66)	\$137,078.83
COOP	\$743,791.58	\$31,057.81	(\$2,313.88)	\$772,535.51
DEC	\$270,542.54	\$304.33	(\$8,174.61)	\$262,672.26
IMAT	\$66,750.95	\$5,441.00	(\$130.47)	\$72,061.48
LMS	(\$221,513.36)	\$0.00	\$79.76	(\$221,433.60)
SRS	\$210,452.52	\$0.00	(\$1,921.80)	\$208,530.72
PDO	(\$158,669.38)	\$240,250.94	(\$7,793.13)	\$73,788.43
ESUCC Reserve	\$250,000.00			\$250,000.00
<b>Ending Balance:</b>				<b><u>\$1,555,233.63</u></b>

<b>Outstanding Receipts</b>	
<b>ESUCC Admin.</b>	<b>\$1,641.18</b>
ESUs, Lobbyist Fee Billed Oct 29th, ESU #6	\$1,641.18
<b>COOP</b>	<b>\$6,136.67</b>
World Book Billed June 2nd, Hay Springs	\$141.51
AEPA/Special Buy Admin Fees	\$5,995.16
<b>DEC</b>	<b>\$7,500.00</b>
UWW, NVIS Billed Oct 22	\$7,500.00
<b>IMAT</b>	<b>\$5,400.00</b>
ESUs, MSA Fee Billed Oct 26th, ESU #6	\$5,400.00
<b>LMS</b>	<b>\$3,480.74</b>
Angel Licenses Billed Aug 21st, Arthur & Pierce	\$1,527.50
Canvas, 2% Admin Fee	\$1,953.24
<b>SRS</b>	<b>\$0.00</b>
<b>PDO</b>	<b>\$5,588.00</b>
PD MSA & Onsite Fees Billed May 20th, NDE	\$600.00
NWEA Training/Fee Billed Dec 7th, Elkhorn, NDE, ESU 10	\$4,288.00
Crisis Team Training Billed Oct 28th, Scotus & Hershey	\$700.00
<b>Total:</b>	<b>\$29,746.59</b>

<b>Fiscal Year Net Activity:</b>	
	<u>FY Net Activity</u> <u>01/31/16</u>
ESUCC Admin	\$204,151.02
COOP	\$4,093.03
DEC	\$161,588.57
IMAT	\$49,954.55
LMS	\$59,960.83
SRS	\$42,790.67
PDO	\$127,273.04
	<b>\$436,122.65</b>
<i>(Historical Data Attached)</i>	

<b>Notes/Special Receipts:</b>	
\$168,000.00	PDO Career Connections
\$46,954.94	PDO NMPDS Grant Funds
\$19,656.00	PDO NWEA

<b>Notes/Special Disbursements:</b>	
\$7,480.00	DEC NVIS

**Budget Notes/Comments:**  
 02/08/16 -- Budget Review Committee met to review January status and had no concerns.  
 It was noted that NWEA revenue is higher than expenses. Revenue was reviewed and only consists of amounts billed for NWEA trainings plus meeting registration fees.









P.O. Box 82535 · Lincoln, NE 68501-2535 · ubt.com · Member FDIC

6310 0300 OO DR 30 9999808 20160130 NNNNNN 01 999808

NEBRASKA EDUCATIONAL SERVICE  
UNIT COORDINATING COUNCIL  
DBA COOPERATIVE PURCHASING  
1292 E 4TH ST  
AINSWORTH NE 69210-1225

02-05-2016 RCVD

Union Bank & Trust  
238 East 4th Street  
Ainsworth NE 69210

TELEPHONE: 402-387-1350

Add security to your business account with e-Statements. Business e-statements can reduce your risk of fraud, through the mail or from paper left unattended in an office. Best of all, they are free! Contact Treasury Management at 402.323.1557 to get started.



BASIC BUSINESS ACCOUNT 20611699

DESCRIPTION	DEBITS	CREDITS	DATE	BALANCE
BALANCE LAST STATEMENT .....			12/31/15	48,997.13
NPAIT Sweep Redemption		2,000.00	01/04/16	50,997.13
DEPOSIT		23,033.00	01/04/16	74,030.13
CHECK # 13248	178.00		01/04/16	73,852.13
CHECK # 13206	356.00		01/04/16	73,496.13
CHECK # 13253	779.18		01/04/16	72,716.95
CHECK # 13243	800.00		01/04/16	71,916.95
CHECK # 13240	9,480.00		01/04/16	62,436.95
NPAIT Sweep Purchase	12,000.00		01/05/16	50,436.95
CHECK # 13222	200.00		01/05/16	50,236.95
CHECK # 13224	100.00		01/06/16	50,136.95
CHECK # 13226	300.00		01/06/16	49,836.95
CHECK # 13202	382.93		01/06/16	49,454.02
CHECK # 13254	492.16		01/06/16	48,961.86
CHECK # 13246	1,016.20		01/06/16	47,945.66
CHECK # 13213	1,847.30		01/06/16	46,098.36
DEPOSIT		2,520.00	01/07/16	48,618.36
NPAIT Sweep Redemption		4,000.00	01/07/16	52,618.36
SYSCO PAYMENTS 061CA000139272		8,035.33	01/08/16	60,653.69
NPAIT Sweep Purchase	2,000.00		01/08/16	58,653.69
NPAIT Sweep Purchase	8,000.00		01/11/16	50,653.69
CHECK # 13220	400.00		01/14/16	50,253.69
DEPOSIT		2,450.92	01/15/16	52,704.61
DEPOSIT		836.94	01/19/16	53,541.55





Account Number: 20611699  
 Statement Date: 01/29/2016

NEBRASKA EDUCATIONAL SERVICE  
 UNIT COORDINATING COUNCIL  
 DBA COOPERATIVE PURCHASING

BASIC BUSINESS ACCOUNT 20611699



DESCRIPTION	DEBITS	CREDITS	DATE	BALANCE
SYSCO RESOURCE S PAYMENT		252.90	01/19/16	53,794.45
NPAIT Sweep Purchase	2,000.00		01/19/16	51,794.45
INTERNET PAYMENT 486551XXXXX5239	427.39		01/19/16	51,367.06
INTERNET PAYMENT 486551XXXXX5049				
	1,683.55		01/19/16	49,683.51
INTERNET PAYMENT 486551XXXXX5031				
	2,013.30		01/19/16	47,670.21
CHECK # 13259	530.00		01/19/16	47,140.21
NPAIT Sweep Redemption		3,000.00	01/20/16	50,140.21
STATE OF NE ST PAYMENT 262415220		168,000.00	01/20/16	218,140.21
Nebraska Revenue Neb Epay NB1DOR002710649				
	30.00		01/20/16	218,110.21
CHECK # 13274	100.00		01/20/16	218,010.21
CHECK # 13271	150.00		01/20/16	217,860.21
CHECK # 13266	165.80		01/20/16	217,694.41
CHECK # 13263	175.00		01/20/16	217,519.41
CHECK # 13261	825.00		01/20/16	216,694.41
CHECK # 13265	7,480.00		01/20/16	209,214.41
DEPOSIT		3,455.39	01/21/16	212,669.80
NPAIT Sweep Purchase	159,000.00		01/21/16	53,669.80
CHECK # 13264	1,200.92		01/21/16	52,468.88
CHECK # 13270	3,555.13		01/21/16	48,913.75
NPAIT Sweep Redemption		2,000.00	01/22/16	50,913.75
DEPOSIT		5,184.00	01/22/16	56,097.75
CHECK # 13260	53.55		01/22/16	56,044.20
CHECK # 13276	200.00		01/22/16	55,844.20
CHECK # 13273	800.00		01/22/16	55,044.20
STATE OF NE ST PAYMENT 262415220		46,954.94	01/25/16	101,999.14
NPAIT Sweep Purchase	5,000.00		01/25/16	96,999.14
CHECK # 13268	145.98		01/25/16	96,853.16
CHECK # 13272	200.00		01/25/16	96,653.16
CHECK # 13269	2,435.95		01/25/16	94,217.21
DEPOSIT		6,436.52	01/26/16	100,653.73
NPAIT Sweep Purchase	44,000.00		01/26/16	56,653.73
DEPOSIT		1,619.45	01/27/16	58,273.18
NPAIT Sweep Purchase	2,000.00		01/28/16	56,273.18
NPAIT Sweep Purchase	6,000.00		01/28/16	50,273.18
SYSCO PAYMENTS 061CA000140512		8,274.69	01/29/16	58,547.87
BALANCE THIS STATEMENT .....			01/29/16	58,547.87



Account Number: 20611699  
 Statement Date: 01/29/2016

NEBRASKA EDUCATIONAL SERVICE  
 UNIT COORDINATING COUNCIL  
 DBA COOPERATIVE PURCHASING

BASIC BUSINESS ACCOUNT 20611699

TOTAL CREDITS	(17)	288,054.08	MINIMUM BALANCE	46,098.36
TOTAL DEBITS	(41)	278,503.34	AVG AVAILABLE BALANCE	57,671.91
			AVERAGE BALANCE	59,853.18



YOUR CHECKS SEQUENCED

DATE...	CHECK #.....	AMOUNT	DATE...	CHECK #.....	AMOUNT	DATE...	CHECK #.....	AMOUNT
01/06	13202*	382.93	01/04	13248*	178.00	01/25	13268	145.98
01/04	13206*	356.00	01/04	13253	779.18	01/25	13269	2,435.95
01/06	13213*	1,847.30	01/06	13254*	492.16	01/21	13270	3,555.13
01/14	13220*	400.00	01/19	13259	530.00	01/20	13271	150.00
01/05	13222*	200.00	01/22	13260	53.55	01/25	13272	200.00
01/06	13224*	100.00	01/20	13261*	825.00	01/22	13273	800.00
01/06	13226*	300.00	01/20	13263	175.00	01/20	13274*	100.00
01/04	13240*	9,480.00	01/21	13264	1,200.92	01/22	13276	200.00
01/04	13243*	800.00	01/20	13265	7,480.00			
01/06	13246*	1,016.20	01/20	13266*	165.80			

(\*) INDICATES A GAP IN CHECK NUMBER SEQUENCE

----- I N T E R E S T -----

AVERAGE LEDGER BALANCE:	.00	INTEREST EARNED:	.00
INTEREST PAID THIS PERIOD:	.00	DAYS IN PERIOD:	
		ANNUAL PERCENTAGE YIELD EARNED:	.00%

CD21  
PC56AR CHECKING ACCOUNT DEPOSIT

**UNION BANK & TRUST COMPANY**

DATE: Jan 4, 2016

THIS DEPOSIT MADE IN ACCORDANCE WITH CONTRACT ON SIGNATURE CARD AND RULES OF THIS BANK - DEPOSIT TO THE ACCOUNT OF -

NAME: Esti Carabantes Canal

ACCOUNT NUMBER: 206 116 99

CURRENCY	COIN	CHECKS	LESS DEBIT RECEIVED	TOTAL	PLEASE PRINT
		23033.00		23033.00	

TOTAL DEPOSIT \$ 23033.00

⑆104910795⑆ 009

1/4/2016 \$23,033.00 0

TransID=0140416-Inst-UNION BANK & TRUST COMPANY  
PINnum=>104919795<-ItemNum=00003613384

UNION BANK & TRUST COMPANY  
MEMPHIS 229-2165 - BANK #000018304

1/4/2016 \$23,033.00 0

CD21  
PC56AR CHECKING ACCOUNT DEPOSIT

**UNION BANK & TRUST COMPANY**

DATE: Jan 7, 2016

THIS DEPOSIT MADE IN ACCORDANCE WITH CONTRACT ON SIGNATURE CARD AND RULES OF THIS BANK - DEPOSIT TO THE ACCOUNT OF -

NAME: Esti Carabantes Canal

ACCOUNT NUMBER: 206 116 99

CURRENCY	COIN	CHECKS	LESS DEBIT RECEIVED	TOTAL	PLEASE PRINT
		2520.00		2520.00	

TOTAL DEPOSIT \$ 2520.00

⑆104910795⑆ 009

1/7/2016 \$2,520.00 0

UNION BANK & TRUST COMPANY  
MEMPHIS 229-2165 - BANK #000018304

1/7/2016 \$2,520.00 0

CD21  
PC56AR CHECKING ACCOUNT DEPOSIT

**UNION BANK & TRUST COMPANY**

DATE: Jan 15, 2016

THIS DEPOSIT MADE IN ACCORDANCE WITH CONTRACT ON SIGNATURE CARD AND RULES OF THIS BANK - DEPOSIT TO THE ACCOUNT OF -

NAME: Esti Carabantes Canal

ACCOUNT NUMBER: 206 116 99

CURRENCY	COIN	CHECKS	LESS DEBIT RECEIVED	TOTAL	PLEASE PRINT
		2450.92		2450.92	

TOTAL DEPOSIT \$ 2450.92

⑆104910795⑆ 009

1/15/2016 \$2,450.92 0

UNION BANK & TRUST COMPANY  
MEMPHIS 229-2165 - BANK #000018304

1/15/2016 \$2,450.92 0

CD21  
PC56AR CHECKING ACCOUNT DEPOSIT

**UNION BANK & TRUST COMPANY**

DATE: Jan 20, 2016

THIS DEPOSIT MADE IN ACCORDANCE WITH CONTRACT ON SIGNATURE CARD AND RULES OF THIS BANK - DEPOSIT TO THE ACCOUNT OF -

NAME: Esti Carabantes Canal

ACCOUNT NUMBER: 206 116 99

CURRENCY	COIN	CHECKS	LESS DEBIT RECEIVED	TOTAL	PLEASE PRINT
		836.94		836.94	

TOTAL DEPOSIT \$ 836.94

⑆104910795⑆ 009

1/19/2016 \$836.94 0

UNION BANK & TRUST COMPANY  
MEMPHIS 229-2165 - BANK #000018304

1/19/2016 \$836.94 0

CD21  
PC56AR CHECKING ACCOUNT DEPOSIT

**UNION BANK & TRUST COMPANY**

DATE: Jan 21, 2016

THIS DEPOSIT MADE IN ACCORDANCE WITH CONTRACT ON SIGNATURE CARD AND RULES OF THIS BANK - DEPOSIT TO THE ACCOUNT OF -

NAME: Esti Carabantes Canal

ACCOUNT NUMBER: 206 116 99

CURRENCY	COIN	CHECKS	LESS DEBIT RECEIVED	TOTAL	PLEASE PRINT
		3455.39		3455.39	

TOTAL DEPOSIT \$ 3455.39

⑆104910795⑆ 009

1/21/2016 \$3,455.39 0

UNION BANK & TRUST COMPANY  
MEMPHIS 229-2165 - BANK #000018304

1/21/2016 \$3,455.39 0

CD21  
PC56AR CHECKING ACCOUNT DEPOSIT

**UNION BANK & TRUST COMPANY**

DATE: Jan 22, 2016

THIS DEPOSIT MADE IN ACCORDANCE WITH CONTRACT ON SIGNATURE CARD AND RULES OF THIS BANK - DEPOSIT TO THE ACCOUNT OF -

NAME: Esti Carabantes Canal

ACCOUNT NUMBER: 206 116 99

CURRENCY	COIN	CHECKS	LESS DEBIT RECEIVED	TOTAL	PLEASE PRINT
		5184.00		5184.00	

TOTAL DEPOSIT \$ 5184.00

⑆104910795⑆ 009

1/22/2016 \$5,184.00 0

UNION BANK & TRUST COMPANY  
MEMPHIS 229-2165 - BANK #000018304

1/22/2016 \$5,184.00 0



UB UNION BANK & TRUST COMPANY

DATE: Jan 26, 2016

NAME: ESU Coordinating Council

ACCOUNT NUMBER: 20611699

1	1750.80	
2	1000.00	
3	544.95	
4	244.95	
5	294.95	
6		
7		
8		
9		
10		
11		
12		
13		
14		
15		
16		
17		
18		
19		
20		
21		
22		
23		
24		
25		
26		
27		
28		
29		
30		
31		
32		
33		
34		
35		
36		
37		
38		
39		
40		
41		
42		
43		
44		
45		
46		
47		
48		
49		
50		
51		
52		
53		
54		
55		
56		
57		
58		
59		
60		
61		
62		
63		
64		
65		
66		
67		
68		
69		
70		
71		
72		
73		
74		
75		
76		
77		
78		
79		
80		
81		
82		
83		
84		
85		
86		
87		
88		
89		
90		
91		
92		
93		
94		
95		
96		
97		
98		
99		
100		

TOTAL DEPOSIT \$ 6436.52

1/26/2016 \$6,436.52 0

UB UNION BANK & TRUST COMPANY

DATE: Jan 26, 2016

NAME: ESU Coordinating Council

ACCOUNT NUMBER: 20611699

TOTAL DEPOSIT \$ 6436.52

1/26/2016 \$6,436.52 0

UB UNION BANK & TRUST COMPANY

DATE: Jan 27, 2016

NAME: ESU Coordinating Council

ACCOUNT NUMBER: 20611699

1	1194.45	
2		
3		
4		
5		
6		
7		
8		
9		
10		
11		
12		
13		
14		
15		
16		
17		
18		
19		
20		
21		
22		
23		
24		
25		
26		
27		
28		
29		
30		
31		
32		
33		
34		
35		
36		
37		
38		
39		
40		
41		
42		
43		
44		
45		
46		
47		
48		
49		
50		
51		
52		
53		
54		
55		
56		
57		
58		
59		
60		
61		
62		
63		
64		
65		
66		
67		
68		
69		
70		
71		
72		
73		
74		
75		
76		
77		
78		
79		
80		
81		
82		
83		
84		
85		
86		
87		
88		
89		
90		
91		
92		
93		
94		
95		
96		
97		
98		
99		
100		

TOTAL DEPOSIT \$ 1194.45

1/27/2016 \$1,619.45 0

UB UNION BANK & TRUST COMPANY

DATE: Jan 27, 2016

NAME: ESU Coordinating Council

ACCOUNT NUMBER: 20611699

TOTAL DEPOSIT \$ 1194.45

1/27/2016 \$1,619.45 0

Nebraska ESU Coordinating Council

Union Bank & Trust Company

CHECK DATE: 12/17/15

CHECK NO: 13202

AMOUNT: \$\*\*\*\*\*382.93\*

TO THE ORDER OF: ESU 9, PO BOX 2014, 1117 S SOUTH STREET, HASTINGS NE 68902

TREASURER: Dennis Ruffel

1/6/2016 \$382.93 13202

Nebraska ESU Coordinating Council

Union Bank & Trust Company

CHECK DATE: 12/17/15

CHECK NO: 13206

AMOUNT: \$\*\*\*\*\*356.00\*

TO THE ORDER OF: HOLIDAY INN EXPRESS, 900 S 20TH ST, NORFOLK NE 68701

TREASURER: Dennis Ruffel

1/4/2016 \$356.00 13206

Nebraska ESU Coordinating Council

Union Bank & Trust Company

CHECK DATE: 12/17/15

CHECK NO: 13213

AMOUNT: \$\*\*\*\*\*847.30\*

TO THE ORDER OF: TECHNICAL EVALUATION SVCS/ASMT'S, 714 LINDALE DRIVE, OMAHA NE 68134

TREASURER: Dennis Ruffel

1/6/2016 \$1,847.30 13213

Nebraska ESU Coordinating Council

Union Bank & Trust Company

CHECK DATE: 12/17/15

CHECK NO: 13220

AMOUNT: \$\*\*\*\*\*400.00\*

TO THE ORDER OF: FRENCH PUBLIC SCHOOLS, 130 EAST 9TH STREET, FRENCH NE 68025

TREASURER: Dennis Ruffel

1/14/2016 \$400.00 13220

Nebraska ESU Coordinating Council

Union Bank & Trust Company

CHECK DATE: 12/17/15

CHECK NO: 13222

AMOUNT: \$\*\*\*\*\*200.00\*

TO THE ORDER OF: NEBRASKA PUBLIC SCHOOLS, PO BOX 410, HENRIKATE NE 68356

TREASURER: Dennis Ruffel

1/5/2016 \$200.00 13222

Nebraska ESU Coordinating Council

Union Bank & Trust Company

CHECK DATE: 12/17/15

CHECK NO: 13224

AMOUNT: \$\*\*\*\*\*100.00\*

TO THE ORDER OF: PAVILLION-LAVISTA SCHOOLS, 129 SOUTH WASHINGTON STREET, PAVILLION NE 68016

TREASURER: Dennis Ruffel

1/6/2016 \$100.00 13224

Nebraska ESU Coordinating Council

Union Bank & Trust Company

CHECK DATE: 12/17/15

CHECK NO: 13226

AMOUNT: \$\*\*\*\*\*300.00\*

TO THE ORDER OF: STUART PUBLIC SCHOOLS, PO BOX 30, STUART NE 68769

TREASURER: Dennis Ruffel

1/6/2016 \$300.00 13226

Nebraska ESU Coordinating Council

Union Bank & Trust Company

CHECK DATE: 12/17/15

CHECK NO: 13240

AMOUNT: \$\*\*\*\*\*9,480.00\*

TO THE ORDER OF: RMC RESEARCH CORPORATION, 150 WILSON BLVD SUITE 400, ARLINGTON VA 22209

TREASURER: Dennis Ruffel

1/4/2016 \$9,480.00 13240



ORIGINAL CHECK HAS AN ARTIFICIAL WATERMARK ON REVERSE SIDE - HOLD AT AN ANGLE TO VIEW

Nebraska ESU Coordinating Council  
1292 East 4th Street  
Ainsworth, NE 69210

Union Bank & Trust Company  
Ainsworth Branch  
238 East 4th St.  
Ainsworth, Nebraska 69210

CHECK DATE: 12/17/15 CHECK NO.: 13243

AMOUNT: \$\*\*\*\*\*800.00\*

BY THE SUM OF \*\*\*\*\*800\* DOLLARS AND \*00\* CENTS

TO THE ORDER OF: HARVILL ENTERPRISES  
PO BOX 60301  
LINCOLN NE 68501

PRESIDENT: *[Signature]*  
TREASURER: *[Signature]*

⑆00013243⑆ ⑆104910795⑆ 2061 1699⑆

1/4/2016 \$800.00 13243

ORIGINAL CHECK HAS AN ARTIFICIAL WATERMARK ON REVERSE SIDE - HOLD AT AN ANGLE TO VIEW

Nebraska ESU Coordinating Council  
1292 East 4th Street  
Ainsworth, NE 69210

Union Bank & Trust Company  
Ainsworth Branch  
238 East 4th St.  
Ainsworth, Nebraska 69210

CHECK DATE: 12/17/15 CHECK NO.: 13246

AMOUNT: \$\*\*\*\*\*016.20\*

BY THE SUM OF \*\*\*\*\*016\* DOLLARS AND \*20\* CENTS

TO THE ORDER OF: ESU 13  
4211 AVENUE 1  
SCOTTSDALE AZ 85261

PRESIDENT: *[Signature]*  
TREASURER: *[Signature]*

⑆00013246⑆ ⑆104910795⑆ 2061 1699⑆

1/6/2016 \$1,016.20 13246

ORIGINAL CHECK HAS AN ARTIFICIAL WATERMARK ON REVERSE SIDE - HOLD AT AN ANGLE TO VIEW

Nebraska ESU Coordinating Council  
1292 East 4th Street  
Ainsworth, NE 69210

Union Bank & Trust Company  
Ainsworth Branch  
238 East 4th St.  
Ainsworth, Nebraska 69210

CHECK DATE: 12/17/15 CHECK NO.: 13248

AMOUNT: \$\*\*\*\*\*178.00\*

BY THE SUM OF \*\*\*\*\*178\* DOLLARS AND \*00\* CENTS

TO THE ORDER OF: HOLIDAY INN EXPRESS  
3655 CHAMBERLAIN PLAZA  
OF HASTINGS NE 68501

PRESIDENT: *[Signature]*  
TREASURER: *[Signature]*

⑆00013248⑆ ⑆104910795⑆ 2061 1699⑆

1/4/2016 \$178.00 13248

ORIGINAL CHECK HAS AN ARTIFICIAL WATERMARK ON REVERSE SIDE - HOLD AT AN ANGLE TO VIEW

Nebraska ESU Coordinating Council  
1292 East 4th Street  
Ainsworth, NE 69210

Union Bank & Trust Company  
Ainsworth Branch  
238 East 4th St.  
Ainsworth, Nebraska 69210

CHECK DATE: 12/17/15 CHECK NO.: 13253

AMOUNT: \$\*\*\*\*\*779.18\*

BY THE SUM OF \*\*\*\*\*779\* DOLLARS AND \*18\* CENTS

TO THE ORDER OF: SCOTT THOMPSON  
5625 S. 133RD ST.  
OMAHA NE 68137

PRESIDENT: *[Signature]*  
TREASURER: *[Signature]*

⑆00013253⑆ ⑆104910795⑆ 2061 1699⑆

1/4/2016 \$779.18 13253

ORIGINAL CHECK HAS AN ARTIFICIAL WATERMARK ON REVERSE SIDE - HOLD AT AN ANGLE TO VIEW

Nebraska ESU Coordinating Council  
1292 East 4th Street  
Ainsworth, NE 69210

Union Bank & Trust Company  
Ainsworth Branch  
238 East 4th St.  
Ainsworth, Nebraska 69210

CHECK DATE: 12/17/15 CHECK NO.: 13254

AMOUNT: \$\*\*\*\*\*492.26\*

BY THE SUM OF \*\*\*\*\*492\* DOLLARS AND \*26\* CENTS

TO THE ORDER OF: BETH KABES  
82354 564TH AVENUE  
LEIGH NE 68663

PRESIDENT: *[Signature]*  
TREASURER: *[Signature]*

⑆00013254⑆ ⑆104910795⑆ 2061 1699⑆

1/6/2016 \$492.16 13254

ORIGINAL CHECK HAS AN ARTIFICIAL WATERMARK ON REVERSE SIDE - HOLD AT AN ANGLE TO VIEW

Nebraska ESU Coordinating Council  
1292 East 4th Street  
Ainsworth, NE 69210

Union Bank & Trust Company  
Ainsworth Branch  
238 East 4th St.  
Ainsworth, Nebraska 69210

CHECK DATE: 01/15/16 CHECK NO.: 13259

AMOUNT: \$\*\*\*\*\*530.00\*

BY THE SUM OF \*\*\*\*\*530\* DOLLARS AND \*00\* CENTS

TO THE ORDER OF: KSB SCHOOL LAM  
301 S. 13TH STREET  
SUITE 210  
LINCOLN NE 68128

PRESIDENT: *[Signature]*  
TREASURER: *[Signature]*

⑆00013259⑆ ⑆104910795⑆ 2061 1699⑆

1/19/2016 \$530.00 13259

ORIGINAL CHECK HAS AN ARTIFICIAL WATERMARK ON REVERSE SIDE - HOLD AT AN ANGLE TO VIEW

Nebraska ESU Coordinating Council  
1292 East 4th Street  
Ainsworth, NE 69210

Union Bank & Trust Company  
Ainsworth Branch  
238 East 4th St.  
Ainsworth, Nebraska 69210

CHECK DATE: 01/15/16 CHECK NO.: 13260

AMOUNT: \$\*\*\*\*\*553.55\*

BY THE SUM OF \*\*\*\*\*553\* DOLLARS AND \*55\* CENTS

TO THE ORDER OF: BROWN & ASSOCIATES  
PO BOX 277  
551 N LINDEN  
WANDO NE 68066

PRESIDENT: *[Signature]*  
TREASURER: *[Signature]*

⑆00013260⑆ ⑆104910795⑆ 2061 1699⑆

1/22/2016 \$553.55 13260

ORIGINAL CHECK HAS AN ARTIFICIAL WATERMARK ON REVERSE SIDE - HOLD AT AN ANGLE TO VIEW

Nebraska ESU Coordinating Council  
1292 East 4th Street  
Ainsworth, NE 69210

Union Bank & Trust Company  
Ainsworth Branch  
238 East 4th St.  
Ainsworth, Nebraska 69210

CHECK DATE: 01/15/16 CHECK NO.: 13261

AMOUNT: \$\*\*\*\*\*825.00\*

BY THE SUM OF \*\*\*\*\*825\* DOLLARS AND \*00\* CENTS

TO THE ORDER OF: NASB  
1311 STOCKWELL STREET  
LINCOLN NE 68502

PRESIDENT: *[Signature]*  
TREASURER: *[Signature]*

⑆00013261⑆ ⑆104910795⑆ 2061 1699⑆

1/20/2016 \$825.00 13261

ORIGINAL CHECK HAS AN ARTIFICIAL WATERMARK ON REVERSE SIDE - HOLD AT AN ANGLE TO VIEW

Nebraska ESU Coordinating Council  
1292 East 4th Street  
Ainsworth, NE 69210

Union Bank & Trust Company  
Ainsworth Branch  
238 East 4th St.  
Ainsworth, Nebraska 69210

CHECK DATE: 01/15/16 CHECK NO.: 13263

AMOUNT: \$\*\*\*\*\*175.00\*

BY THE SUM OF \*\*\*\*\*175\* DOLLARS AND \*00\* CENTS

TO THE ORDER OF: SOLIMAT CONSULTING INC  
14 N. PEORIA ST., #2W  
CHICAGO IL 60607

PRESIDENT: *[Signature]*  
TREASURER: *[Signature]*

⑆00013263⑆ ⑆104910795⑆ 2061 1699⑆

1/20/2016 \$175.00 13263

ORIGINAL CHECK HAS AN ARTIFICIAL WATERMARK ON REVERSE SIDE - HOLD AT AN ANGLE TO VIEW

Nebraska ESU Coordinating Council  
1292 East 4th Street  
Ainsworth, NE 69210

Union Bank & Trust Company  
Ainsworth Branch  
238 East 4th St.  
Ainsworth, Nebraska 69210

CHECK DATE: 01/15/16 CHECK NO.: 13264

AMOUNT: \$\*\*\*\*\*200.92\*

BY THE SUM OF \*\*\*\*\*200\* DOLLARS AND \*92\* CENTS

TO THE ORDER OF: ESU 3  
6949 SOUTH 170TH STREET  
OMAHA NE 68129-8722

PRESIDENT: *[Signature]*  
TREASURER: *[Signature]*

⑆00013264⑆ ⑆104910795⑆ 2061 1699⑆

1/21/2016 \$1,200.92 13264

ORIGINAL CHECK HAS AN ARTIFICIAL WATERMARK ON REVERSE SIDE - HOLD AT AN ANGLE TO VIEW

Nebraska ESU Coordinating Council  
1292 East 4th Street  
Ainsworth, NE 69210

Union Bank & Trust Company  
Ainsworth Branch  
238 East 4th St.  
Ainsworth, Nebraska 69210

CHECK DATE: 01/15/16 CHECK NO.: 13265

AMOUNT: \$\*\*\*\*\*7480.00\*

BY THE SUM OF \*\*\*\*\*7480\* DOLLARS AND \*00\* CENTS

TO THE ORDER OF: ESU 10  
PO BOX 850  
HOLMESBURG NE 68403-0850

PRESIDENT: *[Signature]*  
TREASURER: *[Signature]*

⑆00013265⑆ ⑆104910795⑆ 2061 1699⑆

1/20/2016 \$7,480.00 13265

ORIGINAL CHECK HAS AN ARTIFICIAL WATERMARK ON REVERSE SIDE - HOLD AT AN ANGLE TO VIEW

Nebraska ESU Coordinating Council  
1292 East 4th Street  
Ainsworth, NE 69210

Union Bank & Trust Company  
Ainsworth Branch  
238 East 4th St.  
Ainsworth, Nebraska 69210

CHECK DATE: 01/15/16 CHECK NO.: 13266

AMOUNT: \$\*\*\*\*\*165.80\*

BY THE SUM OF \*\*\*\*\*165\* DOLLARS AND \*80\* CENTS

TO THE ORDER OF: ESU 10  
PO BOX 858  
HOLMESBURG NE 68403

PRESIDENT: *[Signature]*  
TREASURER: *[Signature]*

⑆00013266⑆ ⑆104910795⑆ 2061 1699⑆

1/20/2016 \$165.80 13266



ORIGINAL CHECK HAS AN ARTIFICIAL WATERMARK ON REVERSE SIDE - HOLD AT AN ANGLE TO VIEW

Nebraska ESU Coordinating Council  
1292 East 4th Street  
Ainsworth, NE 69210

Union Bank & Trust Company  
Ainsworth Branch  
238 East 4th St.  
Ainsworth, Nebraska 69210

CHECK DATE: 01/15/16 CHECK NO.: 13268

AMOUNT: \$\*\*\*\*\*145.98\*

Pay THE SUM OF \*\*\*\*\*145\* DOLLARS AND \*98\* CENTS

TO THE ORDER OF: KODHWAY LTD  
124 EAST 4TH STREET  
AINSWORTH NE 69210

PRESIDENT: *[Signature]*  
TREASURER: *[Signature]*

⑈00013268⑈ ⑆106910795⑆ 2061 1699⑆

1/25/2016 \$145.98 13268

ORIGINAL CHECK HAS AN ARTIFICIAL WATERMARK ON REVERSE SIDE - HOLD AT AN ANGLE TO VIEW

Nebraska ESU Coordinating Council  
1292 East 4th Street  
Ainsworth, NE 69210

Union Bank & Trust Company  
Ainsworth Branch  
238 East 4th St.  
Ainsworth, Nebraska 69210

CHECK DATE: 01/15/16 CHECK NO.: 13269

AMOUNT: \$\*\*\*\*\*2,435.95\*

Pay THE SUM OF \*\*\*\*\*2435\* DOLLARS AND \*95\* CENTS

TO THE ORDER OF: DAVID LUDWIG  
1287 PIEDMONT DRIVE  
HICKERSON NE 68044

PRESIDENT: *[Signature]*  
TREASURER: *[Signature]*

⑈00013269⑈ ⑆106910795⑆ 2061 1699⑆

1/25/2016 \$2,435.95 13269

ORIGINAL CHECK HAS AN ARTIFICIAL WATERMARK ON REVERSE SIDE - HOLD AT AN ANGLE TO VIEW

Nebraska ESU Coordinating Council  
1292 East 4th Street  
Ainsworth, NE 69210

Union Bank & Trust Company  
Ainsworth Branch  
238 East 4th St.  
Ainsworth, Nebraska 69210

CHECK DATE: 01/15/16 CHECK NO.: 13270

AMOUNT: \$\*\*\*\*\*3,555.13\*

Pay THE SUM OF \*\*\*\*\*3555\* DOLLARS AND \*13\* CENTS

TO THE ORDER OF: HELEN BANTZAF  
2421 McELVIE ROAD  
SEWARD NE 68424

PRESIDENT: *[Signature]*  
TREASURER: *[Signature]*

⑈00013270⑈ ⑆106910795⑆ 2061 1699⑆

1/21/2016 \$3,555.13 13270

ORIGINAL CHECK HAS AN ARTIFICIAL WATERMARK ON REVERSE SIDE - HOLD AT AN ANGLE TO VIEW

Nebraska ESU Coordinating Council  
1292 East 4th Street  
Ainsworth, NE 69210

Union Bank & Trust Company  
Ainsworth Branch  
238 East 4th St.  
Ainsworth, Nebraska 69210

CHECK DATE: 01/15/16 CHECK NO.: 13271

AMOUNT: \$\*\*\*\*\*150.00\*

Pay THE SUM OF \*\*\*\*\*150\* DOLLARS AND \*00\* CENTS

TO THE ORDER OF: CENTRAL CITY PUBLIC SCHOOLS  
1510 23TH STREET  
CENTRAL CITY NE 68826

PRESIDENT: *[Signature]*  
TREASURER: *[Signature]*

⑈00013271⑈ ⑆106910795⑆ 2061 1699⑆

1/20/2016 \$150.00 13271

ORIGINAL CHECK HAS AN ARTIFICIAL WATERMARK ON REVERSE SIDE - HOLD AT AN ANGLE TO VIEW

Nebraska ESU Coordinating Council  
1292 East 4th Street  
Ainsworth, NE 69210

Union Bank & Trust Company  
Ainsworth Branch  
238 East 4th St.  
Ainsworth, Nebraska 69210

CHECK DATE: 01/15/16 CHECK NO.: 13272

AMOUNT: \$\*\*\*\*\*200.00\*

Pay THE SUM OF \*\*\*\*\*200\* DOLLARS AND \*00\* CENTS

TO THE ORDER OF: DAVID CITY PUBLIC SCHOOLS  
750 D CORNHILL  
DAVID CITY NE 68632

PRESIDENT: *[Signature]*  
TREASURER: *[Signature]*

⑈00013272⑈ ⑆106910795⑆ 2061 1699⑆

1/25/2016 \$200.00 13272

ORIGINAL CHECK HAS AN ARTIFICIAL WATERMARK ON REVERSE SIDE - HOLD AT AN ANGLE TO VIEW

Nebraska ESU Coordinating Council  
1292 East 4th Street  
Ainsworth, NE 69210

Union Bank & Trust Company  
Ainsworth Branch  
238 East 4th St.  
Ainsworth, Nebraska 69210

CHECK DATE: 01/15/16 CHECK NO.: 13273

AMOUNT: \$\*\*\*\*\*800.00\*

Pay THE SUM OF \*\*\*\*\*800\* DOLLARS AND \*00\* CENTS

TO THE ORDER OF: GRETHA PUBLIC SCHOOLS  
11717 S 216TH STREET  
GRETHA NE 68028

PRESIDENT: *[Signature]*  
TREASURER: *[Signature]*

⑈00013273⑈ ⑆106910795⑆ 2061 1699⑆

1/22/2016 \$800.00 13273

ORIGINAL CHECK HAS AN ARTIFICIAL WATERMARK ON REVERSE SIDE - HOLD AT AN ANGLE TO VIEW

Nebraska ESU Coordinating Council  
1292 East 4th Street  
Ainsworth, NE 69210

Union Bank & Trust Company  
Ainsworth Branch  
238 East 4th St.  
Ainsworth, Nebraska 69210

CHECK DATE: 01/15/16 CHECK NO.: 13274

AMOUNT: \$\*\*\*\*\*100.00\*

Pay THE SUM OF \*\*\*\*\*100\* DOLLARS AND \*00\* CENTS

TO THE ORDER OF: HARMER PUBLIC SCHOOLS  
310 WEST 24TH STREET  
HARMER NE 68845

PRESIDENT: *[Signature]*  
TREASURER: *[Signature]*

⑈00013274⑈ ⑆106910795⑆ 2061 1699⑆

1/20/2016 \$100.00 13274

ORIGINAL CHECK HAS AN ARTIFICIAL WATERMARK ON REVERSE SIDE - HOLD AT AN ANGLE TO VIEW

Nebraska ESU Coordinating Council  
1292 East 4th Street  
Ainsworth, NE 69210

Union Bank & Trust Company  
Ainsworth Branch  
238 East 4th St.  
Ainsworth, Nebraska 69210

CHECK DATE: 01/15/16 CHECK NO.: 13276

AMOUNT: \$\*\*\*\*\*200.00\*

Pay THE SUM OF \*\*\*\*\*200\* DOLLARS AND \*00\* CENTS

TO THE ORDER OF: ARAPAHOS-HOLBROOK PUBLIC SCHOOLS  
PO BOX 160  
630 WALNUT STREET  
ARAPAHOR NE 68922

PRESIDENT: *[Signature]*  
TREASURER: *[Signature]*

⑈00013276⑈ ⑆106910795⑆ 2061 1699⑆

1/22/2016 \$200.00 13276



# Nebraska Public Agency Investment Trust

## Account Statement

January 1, 2016 to January 31, 2016

NEBRASKA ESU COORDINATING COUNCIL  
1292 E 4TH ST  
AINSWORTH, NE 69210-1225

02-08-2016 RCVD

NPAIT  
PO BOX 82529  
Lincoln, NE 68501  
Toll Free: (800) 640-8817  
Local: (402) 323-1615

Account Number: XXXXX5-001

### Fund Summary

	<u>PRICE PER SHARE</u>	<u>SHARES OWNED</u>	<u>MARKET VALUE</u>
Nebraska Public Agency Investment Trust XXXXX5-001	\$1.00	1,498,450.98	\$1,498,450.98

### Transaction Summary

Nebraska Public Agency Investment Trust  
XXXXX5-001

<u>TRADE DATE</u>	<u>SETTLEMENT DATE</u>	<u>TRANSACTION DESCRIPTION</u>	<u>SHARES</u>	<u>AMOUNT</u>
1/1/2016		Beginning Shares Balance	1,269,420.71	\$1,269,420.71
1/4/2016	1/4/2016	Redemption	(2,000.00)	(\$2,000.00)
1/5/2016	1/5/2016	Purchase	12,000.00	\$12,000.00
1/7/2016	1/7/2016	Redemption	(4,000.00)	(\$4,000.00)
1/8/2016	1/8/2016	Purchase	2,000.00	\$2,000.00
1/11/2016	1/11/2016	Purchase	8,000.00	\$8,000.00
1/19/2016	1/19/2016	Purchase	2,000.00	\$2,000.00
1/20/2016	1/20/2016	Redemption	(3,000.00)	(\$3,000.00)
1/21/2016	1/21/2016	Purchase	159,000.00	\$159,000.00
1/22/2016	1/22/2016	Redemption	(2,000.00)	(\$2,000.00)
1/25/2016	1/25/2016	Purchase	5,000.00	\$5,000.00
1/26/2016	1/26/2016	Purchase	44,000.00	\$44,000.00
1/27/2016	1/27/2016	Purchase	6,000.00	\$6,000.00
1/28/2016	1/28/2016	Purchase	2,000.00	\$2,000.00
1/29/2016	1/29/2016	Interest	30.27	\$30.27
<b>Total :</b>			<b>1,498,450.98</b>	<b>\$1,498,450.98</b>



Accrual Details for Holdings between 01/01/2016 and 01/31/2016

Fund: NPAIT

Account Number: 123885-001

NEBRASKA ESU COORDINATING COUNCIL  
NEBRASKA ESU COORDINATING COUNCIL

Settlement Date	Price Cycle	Settled Shares	Accrual Factor	Accrual Dividend (USD)	Non-Div. Distribution Accrual Paid (USD)	Accrual Paid (USD)	Cumulative Accrual Dividend (USD)
01/04/2016	EOD	1,267,420.7100	0.0000010988	1.39	0.00	0.00	1.39
01/05/2016	EOD	1,279,420.7100	0.0000002536	0.32	0.00	0.00	1.72
01/06/2016	EOD	1,279,420.7100	0.0000002735	0.35	0.00	0.00	2.07
01/07/2016	EOD	1,275,420.7100	0.0000002730	0.35	0.00	0.00	2.42
01/08/2016	EOD	1,277,420.7100	0.00000008199	1.05	0.00	0.00	3.46
01/11/2016	EOD	1,285,420.7100	0.0000002738	0.35	0.00	0.00	3.81
01/12/2016	EOD	1,285,420.7100	0.0000002714	0.35	0.00	0.00	4.16
01/13/2016	EOD	1,285,420.7100	0.0000002731	0.35	0.00	0.00	4.51
01/14/2016	EOD	1,285,420.7100	0.0000002727	0.35	0.00	0.00	4.86
01/15/2016	EOD	1,285,420.7100	0.0000010916	1.40	0.00	0.00	6.27
01/19/2016	EOD	1,287,420.7100	0.0000011759	1.51	0.00	0.00	7.78
01/20/2016	EOD	1,284,420.7100	0.0000009904	1.27	0.00	0.00	9.05
01/21/2016	EOD	1,443,420.7100	0.0000009902	1.43	0.00	0.00	10.48
01/22/2016	EOD	1,441,420.7100	0.0000037798	5.45	0.00	0.00	15.93
01/25/2016	EOD	1,446,420.7100	0.0000012471	1.80	0.00	0.00	17.74
01/26/2016	EOD	1,490,420.7100	0.0000004781	0.71	0.00	0.00	18.45
01/27/2016	EOD	1,496,420.7100	0.0000020337	3.04	0.00	0.00	21.49
01/28/2016	EOD	1,498,420.7100	0.0000012666	1.90	0.00	0.00	23.39
01/29/2016	EOD	1,498,450.9800	0.0000045936	6.88	0.00	30.27	0.00
<b>Total: Accrual computed without daily compounding</b>							
<b>Accrued Dividend prior to 01/01/2016:</b>				<b>0.00</b>			
							<b>30.27</b>

January 2016 Bank Reconciliation:

Beginning Bank Balance: \$1,318,417.84

Cleared Deposits/Cash Receipts: \$ 277,054.08

Deposits \$ 78,012.75


Journal Entries \$ 199,041.33

Interest Earned: \$ 30.27

Cleared Checks/Payments: \$ 38,503.34

Payments Cleared \$ 38,503.34

Ending Bank Balance: \$1,556,998.85

Reconciliation Completed By:  2/5/16

Reconciliation Reviewed By: \_\_\_\_\_

Details Report Search

Date: 02/05/2016 Period: 5/16

Bank Statement Information

Bank Account \* UNION BANK AND TRUST  
 Statement Begin Date \* 01/05/2016 Beginning Balance \* 1,318,417.84  
 Statement End Date \* 02/01/2016 Ending Balance \* 1,556,998.85

Interest/Fees

Date \* 01/31/2016 Complete   
 Period \* 5 Interest Earned \* 30.27  
 Year \* 2016 Fees Charged \* 0.00

Deposits Payments Journal Entries Adjustments Voids

Deposits

Clear	Deposit Date	Deposit	Amount
<input type="checkbox"/>	07/20/2015		465.20
<input type="checkbox"/>	07/24/2015		1,773.18
<input checked="" type="checkbox"/>	01/08/2016		8,035.33
<input checked="" type="checkbox"/>	01/15/2016		2,450.92
<input checked="" type="checkbox"/>	01/19/2016		1,089.84
<input checked="" type="checkbox"/>	01/21/2016		3,455.39
<input checked="" type="checkbox"/>	01/25/2016		46,954.94

Transaction Totals

Deposits	80,251.13
Payments	40,268.56
Journal Entries	199,052.50
Book Balance	1,557,483.18
Bank Ending Balance	1,556,998.85

Cleared Amounts

Bank Beginning Balance	1,318,417.84
Deposits	78,012.75
Payments	38,503.34
Journal Entries	199,041.33
Adjustments Debits	0.00
Adjustments Credits	0.00
Interest Earned	30.27
Fees Charged	0.00
Reconciled Ending Balance	1,556,998.85

Uncleared Amounts

Deposits	2,238.38
Payments	1,765.22
Journal Entries	11.17
Difference	0.00

SUNGARD PENTAMATION  
 DATE: 02/05/2016  
 TIME: 14:48:00

BANK ACCOUNT: UNION BANK AND TRUST

ESU COORDINATING COUNCIL  
 BANK ACCOUNT RECONCILIATION REPORT  
 PAYMENTS LIST

PAGE NUMBER: 2  
 BNKACCTRCN  
 BANK ACCOUNT: UNION BANK AND TRUST

STATEMENT BEGIN DATE: 01/05/2016  
 STATEMENT END DATE: 02/01/2016

BEGINNING BALANCE: 1,318,417.84  
 ENDING BALANCE: 1,556,998.85

INTEREST EARNED: 30.27  
 FEES CHARGED: 0.00

CLEARED	CHECK DATE	CHECK NUMBER	AMOUNT	CHECK TYPE	CLEAR DATE	VENDOR	VENDOR NAME
Y	12/17/2015	13202	382.93	MANUAL	02/01/2016	1324	ESU 9
Y	12/17/2015	13206	356.00	MANUAL	02/01/2016	1085	HOLIDAY INN EXPRESS
Y	12/17/2015	13213	1,847.30	MANUAL	02/01/2016	1079	TECHNICAL EVALUATION SRVCS/ASMNTS
Y	12/17/2015	13220	400.00	MANUAL	02/01/2016	1204	FREMONT PUBLIC SCHOOLS
Y	12/17/2015	13222	200.00	MANUAL	02/01/2016	1261	MINATARE PUBLIC SCHOOLS
Y	12/17/2015	13224	100.00	MANUAL	02/01/2016	1329	PAPILLION-LAVISTA SCHOOLS
Y	12/17/2015	13226	300.00	MANUAL	02/01/2016	1327	STUART PUBLIC SCHOOLS
Y	12/17/2015	13240	9,480.00	MANUAL	02/01/2016	1054	RMC RESEARCH CORPORATION
Y	12/17/2015	13243	800.00	MANUAL	02/01/2016	1051	HARVILL ENTERPRISES
Y	12/17/2015	13246	1,016.20	MANUAL	02/01/2016	1068	ESU 13
Y	12/17/2015	13248	178.00	MANUAL	02/01/2016	1332	HOLIDAY INN EXPRESS
Y	12/17/2015	13253	779.18	MANUAL	02/01/2016	1086	SCOTT ISAACSON
Y	12/17/2015	13254	492.16	MANUAL	02/01/2016	1314	BETH KABES
Y	12/17/2015	13259	530.00	MANUAL	02/01/2016	1247	KSB SCHOOL LAW
Y	01/15/2016	13260	53.55	MANUAL	02/01/2016	1318	BROMM & ASSOCIATES
Y	01/15/2016	13261	825.00	MANUAL	02/01/2016	1041	NASB
N	01/15/2016	13262	800.00	MANUAL	02/01/2016	1051	HARVILL ENTERPRISES
Y	01/15/2016	13263	175.00	MANUAL	02/01/2016	1052	SOLIANT CONSULTING INC
Y	01/15/2016	13264	1,200.92	MANUAL	02/01/2016	1057	ESU 3
Y	01/15/2016	13265	7,480.00	MANUAL	02/01/2016	1067	ESU 10
Y	01/15/2016	13266	165.80	MANUAL	02/01/2016	1108	ESU 11
N	01/15/2016	13267	89.00	MANUAL	02/01/2016	1332	HOLIDAY INN EXPRESS
Y	01/15/2016	13268	145.98	MANUAL	02/01/2016	1073	RODEWAY INN
Y	01/15/2016	13269	2,435.95	MANUAL	02/01/2016	1155	DAVID LUDWIG
Y	01/15/2016	13270	3,555.13	MANUAL	02/01/2016	1176	HELEN BANZHAF
Y	01/15/2016	13271	150.00	MANUAL	02/01/2016	1243	CENTRAL CITY PUBLIC SCHOOLS
Y	01/15/2016	13272	200.00	MANUAL	02/01/2016	1333	DAVID CITY PUBLIC SCHOOLS
Y	01/15/2016	13273	800.00	MANUAL	02/01/2016	1334	GRETNA PUBLIC SCHOOLS
Y	01/15/2016	13274	100.00	MANUAL	02/01/2016	1092	KEARNEY PUBLIC SCHOOLS
N	01/15/2016	13275	400.00	MANUAL	02/01/2016	1335	KEARNEY PUBLIC SCHOOLS
Y	01/15/2016	13276	200.00	MANUAL	02/01/2016	1259	RALSTON PUBLIC SCHOOLS
N	01/15/2016	13277	300.00	MANUAL	02/01/2016	1276	ARAPAHOE-HOLBROOK PUBLIC SCHOOLS
N	01/15/2016	13278	176.22	MANUAL	02/01/2016	1082	SEWARD PUBLIC SCHOOLS
Y	01/15/2016	EFT00032	4,124.24	MANUAL	02/01/2016	1039	ZOOM
Y	01/19/2016	EFT00033	30.00	MANUAL	02/01/2016	1195	UNION BANK & TRUST COMPANY
							NEBRASKA DEPARTMENT OF REVENUE

TOTAL PAYMENTS 40,268.56  
 TOTAL CLEARED PAYMENTS 38,503.34  
 TOTAL UNCLEARED PAYMENTS 1,765.22

SUNGARD PENTAMATION  
 DATE: 02/05/2016  
 TIME: 14:48:00

PAGE NUMBER: 1  
 BNKACCTRCN  
 BANK ACCOUNT: UNION BANK AND TRUST

ESU COORDINATING COUNCIL  
 BANK ACCOUNT RECONCILIATION REPORT  
 DEPOSITS LIST

BANK ACCOUNT: UNION BANK AND TRUST

STATEMENT BEGIN DATE: 01/05/2016  
 STATEMENT END DATE: 02/01/2016

BEGINNING BALANCE: 1,318,417.84  
 ENDING BALANCE: 1,556,998.85

INTEREST EARNED: 30.27  
 FEES CHARGED: 0.00

CLEARED	DATE	RECEIPT	AMOUNT	DESCRIPTION	CONTROL NUMBER
DEPOSIT: BLANK		07/20/2015			
N	08/25/2015		232.60	COOP SYSCO ADMIN FEES	072015PQ
N	08/25/2015		232.60	COOP SYSCO ADMIN FEES	072015PQ
N	08/25/2015		886.59	COOP SYSCO ADMIN FEES	072415PQ
N	08/25/2015		886.59	COOP SYSCO ADMIN FEES	072415PQ
Y	01/12/2016		8,035.33	COOP SYSCO ADMIN FEE	010816PQ
Y	01/18/2016		2,434.15	COOP INSIGHT ADMIN FEE	011516PQ
Y	01/18/2016		5.68	COOP KONICA MINOLTA	011516PQ
Y	01/18/2016		11.09	COOP MIDWEST TECH	011516PQ
Y	01/19/2016		836.94	COOP DAKTRONICS ADMIN FEE	011916PQ
Y	01/21/2016		3,455.39	COOP INTERLINE ADMIN FEE	012116PQ
Y	01/29/2016		252.50	COOP SYSCO ADMIN FEE	011916PQ
Y	01/29/2016		46,954.94	NMPDS GRANT FUNDS	012516PQ
Y	01/29/2016		5,306.05	COOP CDW ADMIN FEE	012616PQ
Y	01/29/2016		799.80	COOP JOURNEY ED ADMIN FEE	012616PQ
Y	01/29/2016		26.34	COOP KYOCERA FEE	012616PQ
Y	01/29/2016		1,619.45	COOP VOSS ADMIN FEE	012716PQ
Y	02/01/2016		8,274.69	COOP SYSCO ADMIN FEE	012916PQ
DEPOSIT: BLANK		01/29/2016	80,251.13		
TOTAL DEPOSITS			80,251.13		
TOTAL CLEARED DEPOSITS			78,012.75		
TOTAL UNCLEARED DEPOSITS			2,238.38		

SUNGARD PENTAMATION  
 DATE: 02/05/2016  
 TIME: 14:48:00

BANK ACCOUNT: UNION BANK AND TRUST

STATEMENT BEGIN DATE: 01/05/2016  
 STATEMENT END DATE: 02/01/2016

ESU COORDINATING COUNCIL  
 BANK ACCOUNT RECONCILIATION REPORT  
 JOURNAL ENTRIES LIST

PAGE NUMBER: 3  
 BNKACTRCN  
 BANK ACCOUNT: UNION BANK AND TRUST

BEGINNING BALANCE: 1,318,417.84 INTEREST EARNED: 30.27  
 ENDING BALANCE: 1,556,998.85 FEES CHARGED: 0.00

CLEARED	DATE	JE NUMBER	AMOUNT	DESCRIPTION	CONTROL NO	JE DESCRIPTION
N	08/25/2015	BANKREC	11.17	RECONCILIATION INTEREST	20150731	
Y	01/07/2016	56	23,033.00	RECEIVABLE-RC- 010416PQ	010416PQ	
Y	01/07/2016	58	2,520.00	RECEIVABLE-RC- 010716PQ	010716PQ	
Y	01/29/2016	60	168,000.00	RECEIVABLE-RC- 012016P	012016PQ	
Y	01/29/2016	61	304.33	RECEIVABLE-RC- 012616PQ	012616PQ	
Y	01/29/2016	62	5,184.00	RECEIVABLE-RC- 012216PQ	012216PQ	

TOTAL JOURNAL ENTRIES 199,052.50  
 TOTAL CLEARED JOURNAL ENTRIES 199,041.33  
 TOTAL UNCLEARED JOURNAL ENTRIES 11.17

SUNGARD PENTAMATION  
 DATE: 02/09/2016  
 TIME: 09:14:15

ESU COORDINATING COUNCIL  
 CHECK REGISTER - BY FUND

PAGE NUMBER: 1  
 ACCTPA21

SELECTION CRITERIA: transact.yr='16' and transact.period='5'  
 ACCOUNTING PERIOD: 5/16

FUND - 01 - GENERAL FUND

CASH ACCT	CHECK NO	ISSUE DT	VENDOR	NAME	ORG UNIT	ACCNT	----DESCRIPTION----	SALES TAX	AMOUNT
09000	13259	01/15/16	1247	KSB SCHOOL LAW	0110100000	23170	ESUCC LEGAL SERVICE	0.00	227.90
09000	13259	01/15/16	1247	KSB SCHOOL LAW	0130300000	23170	COOP LEGAL SERVICE	0.00	227.90
09000	13259	01/15/16	1247	KSB SCHOOL LAW	0140400000	23170	SRS LEGAL SERVICE	0.00	31.80
09000	13259	01/15/16	1247	KSB SCHOOL LAW	0160600000	23170	IMAT LEGAL SERVICE	0.00	14.13
09000	13259	01/15/16	1247	KSB SCHOOL LAW	0160620000	23170	DEC LEGAL SERVICE	0.00	14.14
09000	13259	01/15/16	1247	KSB SCHOOL LAW	0160641000	23170	LMS LEGAL SERVICE	0.00	14.13
TOTAL CHECK								0.00	530.00
09000	13260	01/15/16	1318	BROMM & ASSOCIATES	0110100000	26700	ESUCC LOBBYIST TRAV	0.00	53.55
09000	13261	01/15/16	1041	NASB	0140400000	23270	SRS RENT LINCOLN	0.00	825.00
09000	13262	01/15/16	1051	HARVILL ENTERPRISES	0140400000	23180	SRS CONTRACTED SERV	0.00	800.00
09000	13263	01/15/16	1052	SOLIANT CONSULTING	0140400000	23180	SRS CONTRACTED SERV	0.00	175.00
09000	13264	01/15/16	1057	ESU 3	0110100000	24100	ESUCC SUPPLIES/FORM	0.00	8.40
09000	13264	01/15/16	1057	ESU 3	0110100000	23270	ESUCC RENT OMAHA	0.00	477.60
09000	13264	01/15/16	1057	ESU 3	0130300000	23270	COOP RENT OMAHA	0.00	90.65
09000	13264	01/15/16	1057	ESU 3	0140400000	23270	SRS RENT OMAHA	0.00	54.70
09000	13264	01/15/16	1057	ESU 3	0160600000	23270	IMAT RENT OMAHA	0.00	86.34
09000	13264	01/15/16	1057	ESU 3	0160620000	23270	DEC RENT OMAHA	0.00	200.27
09000	13264	01/15/16	1057	ESU 3	0160641000	23270	LMS RENT OMAHA	0.00	156.07
09000	13264	01/15/16	1057	ESU 3	0110100000	23820	ESUCC PHONE OMAHA	0.00	50.02
09000	13264	01/15/16	1057	ESU 3	0160641000	23820	LMS PHONE OMAHA	0.00	50.02
09000	13264	01/15/16	1057	ESU 3	0110100000	23810	ESUCC POSTAGE OMAHA	0.00	26.85
TOTAL CHECK								0.00	1,200.92
09000	13265	01/15/16	1067	ESU 10	0160620000	23180	DEC NVIS	0.00	7,480.00
09000	13266	01/15/16	1108	ESU 11	0130300000	23525	COOP PRINTING HOLDR	0.00	15.80
09000	13266	01/15/16	1108	ESU 11	0130300000	23270	COOP RENT HOLDREGE	0.00	150.00
TOTAL CHECK								0.00	165.80
09000	13267	01/15/16	1332	HOLIDAY INN EXPRESS	0150560000	23180	CRISIS DUDLEY LODGI	0.00	89.00
09000	13268	01/15/16	1073	RODEWAY INN	0130300000	26700	COOP TRAVEL/LODGING	0.00	145.98
09000	13269	01/15/16	1155	DAVID LUDWIG	0110100000	26700	ESUCC TRAVEL EXPENS	0.00	2,435.95
09000	13270	01/15/16	1176	HELEN BANZHAF	0150570400	23180	NMPDS CONTRACTED SE	0.00	3,333.33
09000	13270	01/15/16	1176	HELEN BANZHAF	0150570400	26700	NMPDS TRAVEL EXPENS	0.00	171.80
09000	13270	01/15/16	1176	HELEN BANZHAF	0150570400	24100	NMPDS PHONE EXPENSE	0.00	50.00
TOTAL CHECK								0.00	3,555.13
09000	13271	01/15/16	1243	CENTRAL CITY PUBLIC	0150570400	23180	NMPDS SUB REIMBURSE	0.00	100.00
09000	13271	01/15/16	1243	CENTRAL CITY PUBLIC	0150570400	26700	NMPDS TRAVEL STIPEN	0.00	50.00
TOTAL CHECK								0.00	150.00
09000	13272	01/15/16	1333	DAVID CITY PUBLIC S	0150570400	23180	NMPDS SUB REIMBURSE	0.00	200.00
09000	13273	01/15/16	1334	GRETNA PUBLIC SCHOO	0150570400	23180	NMPDS SUB REIMBURSE	0.00	800.00

SUNGARD PENTAMATION  
 DATE: 02/09/2016  
 TIME: 09:14:15

ESU COORDINATING COUNCIL  
 CHECK REGISTER - BY FUND

PAGE NUMBER: 2  
 ACCTPA21

SELECTION CRITERIA: transact.yr='16' and transact.period='5'  
 ACCOUNTING PERIOD: 5/16

FUND - 01 - GENERAL FUND

CASH ACCT	CHECK NO	ISSUE DT	VENDOR	NAME	ORG UNIT	ACCNT	----DESCRIPTION----	SALES TAX	AMOUNT
09000	13274	01/15/16	1092	KEARNEY PUBLIC SCHO	0150570400	23180	NMPDS SUB REIMBURSE	0.00	100.00
09000	13275	01/15/16	1335	RALSTON PUBLIC SCHO	0150570400	23180	NMPDS SUB REIMBURSE	0.00	400.00
09000	13276	01/15/16	1259	ARAPAHOE-HOLBROOK P	0150570400	23180	NMPDS SUB REIMBURSE	0.00	200.00
09000	13277	01/15/16	1276	SEWARD PUBLIC SCHOO	0150570400	23180	NMPDS SUB REIMBURSE	0.00	200.00
09000	13277	01/15/16	1276	SEWARD PUBLIC SCHOO	0150570400	26700	NMPDS TRAVEL STIPEN	0.00	100.00
TOTAL CHECK									300.00
09000	13278	01/15/16	1082	ZOOM	0160620000	24650	DEC ZOOM LICENSES	0.00	176.22
09000	EFT00032	01/15/16	1039	UNION BANK & TRUST	0140400000	24650	SRS SOFTWARE GITHUB	0.00	25.00
09000	EFT00032	01/15/16	1039	UNION BANK & TRUST	0150575400	23180	SLDS JITBIT	0.00	1,999.00
09000	EFT00032	01/15/16	1039	UNION BANK & TRUST	0160620000	26700	DEC TRAVEL /PARKING	0.00	4.00
09000	EFT00032	01/15/16	1039	UNION BANK & TRUST	0140400000	23180	SRS ATLISSIAN	0.00	10.00
09000	EFT00032	01/15/16	1039	UNION BANK & TRUST	0140400000	23180	SRS CONTRACTED SERV	0.00	0.30
09000	EFT00032	01/15/16	1039	UNION BANK & TRUST	0130300000	26700	COOP TRAVEL EXPENSE	0.00	433.07
09000	EFT00032	01/15/16	1039	UNION BANK & TRUST	0130300000	26800	COOP CONF/MEETING E	0.00	1,250.48
09000	EFT00032	01/15/16	1039	UNION BANK & TRUST	0110100000	26700	ESUCC TRAVEL/PARKIN	0.00	17.00
09000	EFT00032	01/15/16	1039	UNION BANK & TRUST	0110100000	26700	ESUCC TRAVEL EXPENS	0.00	385.39
TOTAL CHECK									4,124.24
09000	EFT00033	01/19/16	1195	NEBRASKA DEPARTMENT	0160600000	26850	IMAT MARSHALL MEMO	0.00	30.00
TOTAL CASH ACCOUNT								0.00	23,936.79
TOTAL FUND								0.00	23,936.79
TOTAL REPORT								0.00	23,936.79



SUNGARD PENTAMATION  
 DATE: 02/09/2016  
 TIME: 09:12:09

ESU COORDINATING COUNCIL  
 BUDGET CONTROL STATUS

PAGE NUMBER: 1  
 BUDSTAT1

SELECTION CRITERIA: ALL  
 ACCOUNTING PERIOD: 5/16

ACCOUNT	TITLE	BUDGET	PERIOD EXPENDITURES	ENCUMBRANCES OUTSTANDING	YEAR TO DATE ENC + EXP	AVAILABLE BALANCE	YTD/ BUD
ORG UNIT - 0110100000 - GENERAL ESUCC/ADM							
21000	SALARIES	.00	.00	.00	.00	.00	.00
21100	REGULAR SALARIES	118,656.00	.00	.00	39,560.72	79,095.28	33.34
21200	SUB OR TEMP	.00	.00	.00	.00	.00	.00
22000	EMPLOYEE BENEFITS	.00	.00	.00	.00	.00	.00
22100	SOCIAL SECURITY	8,570.00	.00	.00	1,724.84	6,845.16	20.13
22200	RETIREMENT	11,721.00	.00	.00	3,907.72	7,813.28	33.34
22300	HEALTH INSURANCE	.00	.00	.00	.00	.00	.00
22305	FLEX SPEND	.00	.00	.00	1.40	-1.40	.00
22400	WORK COMP	712.00	.00	.00	237.28	474.72	33.33
22600	LIFE INSURANCE	.00	.00	.00	.00	.00	.00
22830	UNEMPLOYMENT INS	.00	.00	.00	.00	.00	.00
23000	PURCHASED SERVICES	.00	.00	.00	.00	.00	.00
23140	LOBBYIST FEES	30,200.00	.00	.00	14,150.00	16,050.00	46.85
23150	ACCOUNTING/AUDIT	13,330.00	.00	.00	.00	13,330.00	.00
23160	FISCAL MANAGEMENT FEE	2,500.00	.00	.00	824.00	1,676.00	32.96
23170	LEGAL SERVICES	25,216.00	227.90	.00	5,718.71	19,497.29	22.68
23180	CONTRACTED SERVICES	3,000.00	.00	.00	1,500.00	1,500.00	50.00
23190	PROFESSIONAL DEVELOPMENT	.00	.00	.00	112.59	-112.59	.00
23240	UTILITIES	.00	.00	.00	.00	.00	.00
23270	RENTAL/LEASES	5,405.00	477.60	.00	2,388.00	3,017.00	44.18
23280	INSURANCE/BONDS	8,496.00	.00	.00	956.00	7,540.00	11.25
23500	ADVERTISING	1,500.00	.00	.00	790.50	709.50	52.70
23525	PRINTING	2,000.00	.00	.00	629.51	1,370.49	31.48
23810	POSTAGE	750.00	38.94	.00	182.91	567.09	24.39
23820	PHONE	600.00	50.02	.00	248.10	351.90	41.35
23830	COMPUTER/INTERNET SERVICE	.00	.00	.00	.00	.00	.00
24000	SUPPLIES/MATERIALS	.00	.00	.00	.00	.00	.00
24100	SUPPLIES	400.00	8.40	.00	134.50	265.50	33.63
24400	PERIODICALS	.00	.00	.00	.00	.00	.00
24625	REPAIRS	.00	.00	.00	.00	.00	.00
24650	COMPUTER SOFTWARE/LICENSE	750.00	.00	.00	.00	750.00	.00
24675	LONG TERM PROJECTS	.00	.00	.00	.00	.00	.00
25000	CAPITAL OUTLAY	.00	.00	.00	.00	.00	.00
25300	FURNITURE AND EQUIPMENT	.00	.00	.00	.00	.00	.00
25600	COMPUTER HARDWARE	1,000.00	.00	.00	364.24	635.76	36.42
26000	OTHER EXPENSES	.00	.00	.00	.00	.00	.00
26300	DUES/FEES	15,330.00	.00	.00	14,170.00	1,160.00	92.43
26700	TRAVEL EXPENSES/MILEAGE	25,743.00	2,891.89	.00	9,597.73	16,145.27	37.28
26800	CONFERENCE/CONVENTION/MTG	7,500.00	.00	.00	1,668.13	5,831.87	22.24
26850	PROGRAM PURCHASES	.00	.00	.00	.00	.00	.00
26900	CONTINGENCY	.00	.00	.00	.00	.00	.00
27000	TRANSFERS	28,569.00	.00	.00	.00	28,569.00	.00
TOTAL	GENERAL ESUCC/ADM	311,948.00	3,694.75	.00	98,866.88	213,081.12	31.69

ORG UNIT - 0120100000 - GENERAL ADM GENERAL

21100	REGULAR SALARIES	.00	.00	.00	.00	.00	.00
-------	------------------	-----	-----	-----	-----	-----	-----

SUNGARD PENTAMATION  
 DATE: 02/09/2016  
 TIME: 09:12:09

ESU COORDINATING COUNCIL  
 BUDGET CONTROL STATUS

PAGE NUMBER: 2  
 BUDSTAT1

SELECTION CRITERIA: ALL  
 ACCOUNTING PERIOD: 5/16

ACCOUNT	TITLE	BUDGET	PERIOD EXPENDITURES	ENCUMBRANCES OUTSTANDING	YEAR TO DATE ENC + EXP	AVAILABLE BALANCE	YTD/ BUD
22100	SOCIAL SECURITY	.00	.00	.00	.00	.00	.00
22200	RETIREMENT	.00	.00	.00	.00	.00	.00
22300	HEALTH INSURANCE	.00	.00	.00	.00	.00	.00
22305	FLEX SPEND	.00	.00	.00	.00	.00	.00
22400	WORK COMP	.00	.00	.00	.00	.00	.00
22600	LIFE INSURANCE	.00	.00	.00	.00	.00	.00
22830	UNEMPLOYMENT INS	.00	.00	.00	.00	.00	.00
23180	CONTRACTED SERVICES	.00	.00	.00	.00	.00	.00
23190	PROFESSIONAL DEVELOPMENT	.00	.00	.00	.00	.00	.00
23240	UTILITIES	.00	.00	.00	.00	.00	.00
23270	RENTAL/LEASES	.00	.00	.00	.00	.00	.00
23280	INSURANCE/BONDS	.00	.00	.00	.00	.00	.00
23500	ADVERTISING	.00	.00	.00	.00	.00	.00
23525	PRINTING	.00	.00	.00	.00	.00	.00
23810	POSTAGE	.00	.00	.00	.00	.00	.00
23820	PHONE	.00	.00	.00	.00	.00	.00
23830	COMPUTER/INTERNET SERVICE	.00	.00	.00	.00	.00	.00
24100	SUPPLIES	.00	.00	.00	.00	.00	.00
24400	PERIODICALS	.00	.00	.00	.00	.00	.00
24625	REPAIRS	.00	.00	.00	.00	.00	.00
24650	COMPUTER SOFTWARE/LICENSE	.00	.00	.00	.00	.00	.00
24675	LONG TERM PROJECTS	.00	.00	.00	.00	.00	.00
25300	FURNITURE AND EQUIPMENT	.00	.00	.00	.00	.00	.00
25600	COMPUTER HARDWARE	.00	.00	.00	.00	.00	.00
26300	DUES/FEES	.00	.00	.00	.00	.00	.00
26700	TRAVEL EXPENSES/MILEAGE	.00	.00	.00	.00	.00	.00
26800	CONFERENCE/CONVENTION/MTG	.00	.00	.00	.00	.00	.00
26900	CONTINGENCY	.00	.00	.00	.00	.00	.00
TOTAL	GENERAL ADM GENERAL	.00	.00	.00	.00	.00	.00

ORG UNIT - 0130300000 - COOP COOP GENERAL

21100	REGULAR SALARIES	241,951.00	.00	.00	80,654.20	161,296.80	33.33
21200	SUB OR TEMP	.00	.00	.00	.00	.00	.00
22000	EMPLOYEE BENEFITS	.00	.00	.00	.00	.00	.00
22100	SOCIAL SECURITY	15,347.00	.00	.00	4,594.71	10,752.29	29.94
22200	RETIREMENT	23,899.00	.00	.00	7,966.88	15,932.12	33.34
22300	HEALTH INSURANCE	.00	.00	.00	.00	.00	.00
22305	FLEX SPEND	.00	.00	.00	2.11	-2.11	.00
22400	WORK COMP	1,452.00	.00	.00	484.12	967.88	33.34
22600	LIFE INSURANCE	.00	.00	.00	.00	.00	.00
22830	UNEMPLOYMENT INS	.00	.00	.00	.00	.00	.00
23150	ACCOUNTING/AUDIT	13,330.00	.00	.00	.00	13,330.00	.00
23160	FISCAL MANAGEMENT FEE	.00	.00	.00	.00	.00	.00
23170	LEGAL SERVICES	53,650.00	227.90	.00	5,718.69	47,931.31	10.66
23180	CONTRACTED SERVICES	5,000.00	.00	.00	.00	5,000.00	.00
23190	PROFESSIONAL DEVELOPMENT	.00	.00	.00	.00	.00	.00
23240	UTILITIES	.00	.00	.00	.00	.00	.00
23270	RENTAL/LEASES	17,346.00	240.65	.00	5,319.24	12,026.76	30.67
23280	INSURANCE/BONDS	384.00	.00	.00	128.00	256.00	33.33
23500	ADVERTISING	2,500.00	.00	.00	1,613.00	887.00	64.52

SUNGARD PENTAMATION  
 DATE: 02/09/2016  
 TIME: 09:12:09

ESU COORDINATING COUNCIL  
 BUDGET CONTROL STATUS

PAGE NUMBER: 3  
 BUDSTAT1

SELECTION CRITERIA: ALL  
 ACCOUNTING PERIOD: 5/16

ACCOUNT	TITLE	BUDGET	PERIOD EXPENDITURES	ENCUMBRANCES OUTSTANDING	YEAR TO DATE ENC + EXP	AVAILABLE BALANCE	YTD/BUD
23525	PRINTING	500.00	15.80	.00	155.01	344.99	31.00
23810	POSTAGE	3,000.00	3.40	.00	378.05	2,621.95	12.60
23820	PHONE	1,368.00	.00	.00	336.00	1,032.00	24.56
23830	COMPUTER/INTERNET SERVICE	.00	.00	.00	.00	.00	.00
24100	SUPPLIES	3,000.00	.00	177.00	490.58	2,509.42	16.35
24400	PERIODICALS	.00	.00	.00	.00	.00	.00
24625	REPAIRS	.00	.00	.00	.00	.00	.00
24650	COMPUTER SOFTWARE/LICENSE	300,000.00	.00	.00	69,500.00	230,500.00	23.17
24675	LONG TERM PROJECTS	.00	.00	.00	.00	.00	.00
25300	FURNITURE AND EQUIPMENT	.00	.00	.00	.00	.00	.00
25600	COMPUTER HARDWARE	1,000.00	.00	.00	-174.51	1,174.51	-17.45
26300	DUES/FEES	4,190.00	.00	.00	.00	4,190.00	.00
26600	REPAYMENT MEMBER EQUITY	.00	.00	.00	.00	.00	.00
26700	TRAVEL EXPENSES/MILEAGE	15,000.00	579.05	.00	4,504.01	10,495.99	30.03
26800	CONFERENCE/CONVENTION/MTG	8,100.00	1,250.48	.00	2,984.88	5,115.12	36.85
26850	PROGRAM PURCHASES	.00	.00	.00	.00	.00	.00
26900	CONTINGENCY	.00	.00	.00	.00	.00	.00
TOTAL	COOP COOP GENERAL	711,017.00	2,317.28	177.00	184,654.97	526,362.03	25.97

ORG UNIT - 0140400000 - SRS SRS GENERAL

21100	REGULAR SALARIES	294,144.00	.00	.00	98,048.40	196,095.60	33.33
21200	SUB OR TEMP	.00	.00	.00	.00	.00	.00
22000	EMPLOYEE BENEFITS	.00	.00	.00	.00	.00	.00
22100	SOCIAL SECURITY	20,354.00	.00	.00	6,684.89	13,669.11	32.84
22200	RETIREMENT	29,055.00	.00	.00	9,685.04	19,369.96	33.33
22300	HEALTH INSURANCE	.00	.00	.00	.00	.00	.00
22305	FLEX SPEND	.00	.00	.00	2.11	-2.11	.00
22400	WORK COMP	1,765.00	.00	.00	588.36	1,176.64	33.33
22600	LIFE INSURANCE	.00	.00	.00	.00	.00	.00
22830	UNEMPLOYMENT INS	.00	.00	.00	.00	.00	.00
23150	ACCOUNTING/AUDIT	1,860.00	.00	.00	.00	1,860.00	.00
23170	LEGAL SERVICES	3,300.00	31.80	.00	797.96	2,502.04	24.18
23180	CONTRACTED SERVICES	60,350.00	985.30	.00	23,493.05	36,856.95	38.93
23190	PROFESSIONAL DEVELOPMENT	.00	.00	.00	.00	.00	.00
23240	UTILITIES	.00	.00	.00	.00	.00	.00
23270	RENTAL/LEASES	9,942.00	879.70	.00	4,198.50	5,743.50	42.23
23280	INSURANCE/BONDS	.00	.00	.00	.00	.00	.00
23500	ADVERTISING	.00	.00	.00	.00	.00	.00
23525	PRINTING	200.00	.00	.00	59.28	140.72	29.64
23810	POSTAGE	100.00	1.46	.00	10.68	89.32	10.68
23820	PHONE	1,549.00	.00	.00	256.28	1,292.72	16.54
23830	COMPUTER/INTERNET SERVICE	4,188.00	.00	.00	620.48	3,567.52	14.82
24100	SUPPLIES	500.00	.00	.00	-16.05	516.05	-3.21
24400	PERIODICALS	.00	.00	.00	.00	.00	.00
24625	REPAIRS	.00	.00	.00	.00	.00	.00
24650	COMPUTER SOFTWARE/LICENSE	3,700.00	25.00	.00	100.00	3,600.00	2.70
24675	LONG TERM PROJECTS	.00	.00	.00	.00	.00	.00
25300	FURNITURE AND EQUIPMENT	.00	.00	.00	.00	.00	.00
25600	COMPUTER HARDWARE	2,500.00	.00	.00	117.08	2,382.92	4.68
26300	DUES/FEES	.00	.00	.00	.00	.00	.00

SUNGARD PENTAMATION  
 DATE: 02/09/2016  
 TIME: 09:12:09

ESU COORDINATING COUNCIL  
 BUDGET CONTROL STATUS

PAGE NUMBER: 4  
 BUDSTAT1

SELECTION CRITERIA: ALL  
 ACCOUNTING PERIOD: 5/16

ACCOUNT	TITLE	BUDGET	PERIOD EXPENDITURES	ENCUMBRANCES OUTSTANDING	YEAR TO DATE ENC + EXP	AVAILABLE BALANCE	YTD/BUD
26700	TRAVEL EXPENSES/MILEAGE	9,340.00	.00	.00	1,844.48	7,495.52	19.75
26800	CONFERENCE/CONVENTION/MTG	3,029.00	.00	.00	917.09	2,111.91	30.28
26850	PROGRAM PURCHASES	.00	.00	.00	.00	.00	.00
26900	CONTINGENCY	.00	.00	.00	.00	.00	.00
TOTAL	SRS SRS GENERAL	445,876.00	1,923.26	.00	147,407.63	298,468.37	33.06

ORG UNIT - 0150500000 - PROF DEV PD GENERAL

21100	REGULAR SALARIES	24,276.00	.00	.00	8,093.52	16,182.48	33.34
22000	EMPLOYEE BENEFITS	.00	.00	.00	.00	.00	.00
22100	SOCIAL SECURITY	1,749.00	.00	.00	402.24	1,346.76	23.00
22200	RETIREMENT	2,398.00	.00	.00	799.44	1,598.56	33.34
22300	HEALTH INSURANCE	.00	.00	.00	.00	.00	.00
22305	FLEX SPEND	.00	.00	.00	.00	.00	.00
22400	WORK COMP	146.00	.00	.00	48.56	97.44	33.26
23525	PRINTING	.00	.00	.00	.00	.00	.00
23810	POSTAGE	.00	.00	.00	10.88	-10.88	.00
24100	SUPPLIES	.00	.00	.00	.00	.00	.00
26700	TRAVEL EXPENSES/MILEAGE	.00	.00	.00	.00	.00	.00
TOTAL	PROF DEV PD GENERAL	28,569.00	.00	.00	9,354.64	19,214.36	32.74

ORG UNIT - 0150500200 - PROF DEV PD ESU

23170	LEGAL SERVICES	1,000.00	.00	.00	.00	1,000.00	.00
23180	CONTRACTED SERVICES	4,000.00	.00	.00	.00	4,000.00	.00
23190	PROFESSIONAL DEVELOPMENT	.00	.00	.00	.00	.00	.00
23810	POSTAGE	250.00	.00	.00	.00	250.00	.00
24100	SUPPLIES	500.00	.00	.00	.00	500.00	.00
26700	TRAVEL EXPENSES/MILEAGE	1,000.00	.00	.00	99.95	900.05	10.00
26800	CONFERENCE/CONVENTION/MTG	12,750.00	.00	.00	3,180.00	9,570.00	24.94
TOTAL	PROF DEV PD ESU	19,500.00	.00	.00	3,279.95	16,220.05	16.82

ORG UNIT - 0150500400 - PROF DEV PD FEDERAL

23180	CONTRACTED SERVICES	1,450,000.00	.00	.00	.00	1,450,000.00	.00
TOTAL	PROF DEV PD FEDERAL	1,450,000.00	.00	.00	.00	1,450,000.00	.00

ORG UNIT - 0150510200 - PROF DEV NOC ESU

23190	PROFESSIONAL DEVELOPMENT	21,000.00	.00	.00	1,250.00	19,750.00	5.95
24400	PERIODICALS	5,640.00	.00	.00	5,640.00	.00	100.00
26800	CONFERENCE/CONVENTION/MTG	1,550.00	.00	.00	712.93	837.07	46.00
TOTAL	PROF DEV NOC ESU	28,190.00	.00	.00	7,602.93	20,587.07	26.97

SUNGARD PENTAMATION  
 DATE: 02/09/2016  
 TIME: 09:12:09

ESU COORDINATING COUNCIL  
 BUDGET CONTROL STATUS

PAGE NUMBER: 5  
 BUDSTAT1

SELECTION CRITERIA: ALL  
 ACCOUNTING PERIOD: 5/16

ACCOUNT	TITLE	BUDGET	PERIOD EXPENDITURES	ENCUMBRANCES OUTSTANDING	YEAR TO DATE ENC + EXP	AVAILABLE BALANCE	YTD/ BUD
ORG UNIT - 0150520200 - PROF DEV SDA ESU							
23190	PROFESSIONAL DEVELOPMENT	7,300.00	.00	.00	6,597.78	702.22	90.38
26800	CONFERENCE/CONVENTION/MTG	9,100.00	28.29	.00	2,591.79	6,508.21	28.48
TOTAL	PROF DEV SDA ESU	16,400.00	28.29	.00	9,189.57	7,210.43	56.03
ORG UNIT - 0150530200 - PROF DEV ESPD ESU							
23170	LEGAL SERVICES	1,000.00	.00	.00	.00	1,000.00	.00
23190	PROFESSIONAL DEVELOPMENT	14,000.00	.00	.00	.00	14,000.00	.00
24100	SUPPLIES	.00	.00	.00	.00	.00	.00
26800	CONFERENCE/CONVENTION/MTG	1,000.00	.00	.00	.00	1,000.00	.00
TOTAL	PROF DEV ESPD ESU	16,000.00	.00	.00	.00	16,000.00	.00
ORG UNIT - 0150540200 - PROF DEV TAG ESU							
23190	PROFESSIONAL DEVELOPMENT	2,000.00	.00	.00	.00	2,000.00	.00
26700	TRAVEL EXPENSES/MILEAGE	2,000.00	.00	.00	.00	2,000.00	.00
26800	CONFERENCE/CONVENTION/MTG	4,300.00	.00	.00	1,140.00	3,160.00	26.51
TOTAL	PROF DEV TAG ESU	8,300.00	.00	.00	1,140.00	7,160.00	13.73
ORG UNIT - 0150550200 - PROF DEV NWEA ESU							
23180	CONTRACTED SERVICES	57,000.00	.00	.00	57,000.00	.00	100.00
23190	PROFESSIONAL DEVELOPMENT	30,250.00	.00	.00	30,314.21	-64.21	100.21
TOTAL	PROF DEV NWEA ESU	87,250.00	.00	.00	87,314.21	-64.21	100.07
ORG UNIT - 0150555300 - INTEL/PEP GRANT							
21100	REGULAR SALARIES	.00	.00	.00	.00	.00	.00
23180	CONTRACTED SERVICES	.00	.00	.00	.00	.00	.00
23190	PROFESSIONAL DEVELOPMENT	20,000.00	.00	.00	.00	20,000.00	.00
23500	ADVERTISING	.00	.00	.00	.00	.00	.00
24100	SUPPLIES	.00	.00	.00	2,397.66	-2,397.66	.00
26700	TRAVEL EXPENSES/MILEAGE	.00	.00	.00	.00	.00	.00
26800	CONFERENCE/CONVENTION/MTG	.00	.00	.00	.00	.00	.00
TOTAL	INTEL/PEP GRANT	20,000.00	.00	.00	2,397.66	17,602.34	11.99
ORG UNIT - 0150560000 - PROF DEV CRISIS GENERAL							
23180	CONTRACTED SERVICES	25,999.00	89.00	.00	11,643.74	14,355.26	44.79
23190	PROFESSIONAL DEVELOPMENT	9,400.00	.48	.00	2,869.83	6,530.17	30.53

SUNGARD PENTAMATION  
 DATE: 02/09/2016  
 TIME: 09:12:09

ESU COORDINATING COUNCIL  
 BUDGET CONTROL STATUS

PAGE NUMBER: 6  
 BUDSTAT1

SELECTION CRITERIA: ALL  
 ACCOUNTING PERIOD: 5/16

ACCOUNT	TITLE	BUDGET	PERIOD EXPENDITURES	ENCUMBRANCES OUTSTANDING	YEAR TO DATE ENC + EXP	AVAILABLE BALANCE	YTD/BUD
TOTAL	PROF DEV CRISIS GENERAL	35,399.00	89.48	.00	14,513.57	20,885.43	41.00
ORG UNIT - 0150570400 - PROF DEV NMPDS GR FEDERAL							
21100	REGULAR SALARIES	19,155.00	.00	.00	6,384.92	12,770.08	33.33
22000	EMPLOYEE BENEFITS	.00	.00	.00	.00	.00	.00
22100	SOCIAL SECURITY	1,303.00	.00	.00	434.16	868.84	33.32
22200	RETIREMENT	1,892.00	.00	.00	630.68	1,261.32	33.33
22305	FLEX SPEND	.00	.00	.00	.00	.00	.00
22400	WORK COMP	115.00	.00	.00	38.32	76.68	33.32
23180	CONTRACTED SERVICES	259,618.00	5,333.33	.00	44,115.82	215,502.18	16.99
24100	SUPPLIES	11,256.00	53.84	.00	4,164.95	7,091.05	37.00
24650	COMPUTER SOFTWARE/LICENSE	1,633.00	.00	.00	.00	1,633.00	.00
26700	TRAVEL EXPENSES/MILEAGE	57,940.00	321.80	.00	10,754.32	47,185.68	18.56
26800	CONFERENCE/CONVENTION/MTG	47,089.00	.00	.00	17,842.56	29,246.44	37.89
26900	CONTINGENCY	100,000.00	.00	.00	.00	100,000.00	.00
TOTAL	PROF DEV NMPDS GR FEDERAL	500,001.00	5,708.97	.00	84,365.73	415,635.27	16.87
ORG UNIT - 0150575400 - SLDS GRANT							
23180	CONTRACTED SERVICES	200,000.00	1,999.00	.00	1,999.00	198,001.00	1.00
24650	COMPUTER SOFTWARE/LICENSE	.00	.00	.00	32,034.04	-32,034.04	.00
25600	COMPUTER HARDWARE	.00	.00	.00	75,285.88	-75,285.88	.00
TOTAL	SLDS GRANT	200,000.00	1,999.00	.00	109,318.92	90,681.08	54.66
ORG UNIT - 0150600200 - PROF DEV IMAT ESU							
23190	PROFESSIONAL DEVELOPMENT	175.00	.00	.00	-30.00	205.00	-17.14
24650	COMPUTER SOFTWARE/LICENSE	.00	.00	.00	.00	.00	.00
26800	CONFERENCE/CONVENTION/MTG	1,500.00	.00	.00	320.39	1,179.61	21.36
TOTAL	PROF DEV IMAT ESU	1,675.00	.00	.00	290.39	1,384.61	17.34
ORG UNIT - 0150620000 - PD BLENDED ESU							
24100	SUPPLIES	300.00	.00	.00	.00	300.00	.00
24650	COMPUTER SOFTWARE/LICENSE	3,000.00	.00	.00	.00	3,000.00	.00
26800	CONFERENCE/CONVENTION/MTG	18,000.00	.00	.00	2,004.90	15,995.10	11.14
TOTAL	PD BLENDED ESU	21,300.00	.00	.00	2,004.90	19,295.10	9.41
ORG UNIT - 0160100000 - BLENDED ADM GENERAL							
21100	REGULAR SALARIES	.00	.00	.00	.00	.00	.00
21200	SUB OR TEMP	.00	.00	.00	.00	.00	.00
22100	SOCIAL SECURITY	.00	.00	.00	.00	.00	.00

SUNGARD PENTAMATION  
 DATE: 02/09/2016  
 TIME: 09:12:09

ESU COORDINATING COUNCIL  
 BUDGET CONTROL STATUS

PAGE NUMBER: 7  
 BUDSTAT1

SELECTION CRITERIA: ALL  
 ACCOUNTING PERIOD: 5/16

ACCOUNT	TITLE	BUDGET	PERIOD EXPENDITURES	ENCUMBRANCES OUTSTANDING	YEAR TO DATE ENC + EXP	AVAILABLE BALANCE	YTD/ BUD
22200	RETIREMENT	.00	.00	.00	.00	.00	.00
22300	HEALTH INSURANCE	.00	.00	.00	.00	.00	.00
22305	FLEX SPEND	.00	.00	.00	.00	.00	.00
22400	WORK COMP	.00	.00	.00	.00	.00	.00
22600	LIFE INSURANCE	.00	.00	.00	.00	.00	.00
22830	UNEMPLOYMENT INS	.00	.00	.00	.00	.00	.00
23180	CONTRACTED SERVICES	.00	.00	.00	.00	.00	.00
23190	PROFESSIONAL DEVELOPMENT	.00	.00	.00	.00	.00	.00
23500	ADVERTISING	.00	.00	.00	.00	.00	.00
23525	PRINTING	.00	.00	.00	.00	.00	.00
23810	POSTAGE	.00	.00	.00	.00	.00	.00
23820	PHONE	.00	.00	.00	.00	.00	.00
23830	COMPUTER/INTERNET SERVICE	.00	.00	.00	.00	.00	.00
24100	SUPPLIES	.00	.00	.00	.00	.00	.00
24625	REPAIRS	.00	.00	.00	.00	.00	.00
24650	COMPUTER SOFTWARE/LICENSE	.00	.00	.00	.00	.00	.00
24675	LONG TERM PROJECTS	.00	.00	.00	.00	.00	.00
25600	COMPUTER HARDWARE	.00	.00	.00	.00	.00	.00
26700	TRAVEL EXPENSES/MILEAGE	.00	.00	.00	.00	.00	.00
26800	CONFERENCE/CONVENTION/MTG	.00	.00	.00	.00	.00	.00
TOTAL	BLENDED ADM GENERAL	.00	.00	.00	.00	.00	.00

ORG UNIT - 0160600000 - BLENDED IMAT GENERAL

21100	REGULAR SALARIES	84,431.00	.00	.00	29,055.30	55,375.70	34.41
21200	SUB OR TEMP	.00	.00	.00	.00	.00	.00
22000	EMPLOYEE BENEFITS	.00	.00	.00	.00	.00	.00
22100	SOCIAL SECURITY	4,823.00	.00	.00	1,895.86	2,927.14	39.31
22200	RETIREMENT	6,553.00	.00	.00	2,870.04	3,682.96	43.80
22300	HEALTH INSURANCE	.00	.00	.00	.00	.00	.00
22305	FLEX SPEND	.00	.00	.00	8.40	-8.40	.00
22400	WORK COMP	388.00	.00	.00	174.36	213.64	44.94
22600	LIFE INSURANCE	.00	.00	.00	.00	.00	.00
22830	UNEMPLOYMENT INS	.00	.00	.00	.00	.00	.00
23150	ACCOUNTING/AUDIT	827.00	.00	.00	.00	827.00	.00
23170	LEGAL SERVICES	1,470.00	14.13	.00	354.65	1,115.35	24.13
23180	CONTRACTED SERVICES	16,984.00	.00	.00	.00	16,984.00	.00
23190	PROFESSIONAL DEVELOPMENT	.00	.00	.00	.00	.00	.00
23240	UTILITIES	.00	.00	.00	.00	.00	.00
23270	RENTAL/LEASES	4,233.00	86.34	.00	3,681.69	551.31	86.98
23500	ADVERTISING	.00	.00	.00	.00	.00	.00
23525	PRINTING	.00	.00	.00	.00	.00	.00
23810	POSTAGE	100.00	.00	.00	3.88	96.12	3.88
23820	PHONE	200.00	.00	.00	.00	200.00	.00
23830	COMPUTER/INTERNET SERVICE	1,134.00	.00	.00	.00	1,134.00	.00
24100	SUPPLIES	150.00	.00	.00	8.75	141.25	5.83
24400	PERIODICALS	.00	.00	.00	.00	.00	.00
24625	REPAIRS	.00	.00	.00	.00	.00	.00
24650	COMPUTER SOFTWARE/LICENSE	1,500.00	.00	.00	.00	1,500.00	.00
24675	LONG TERM PROJECTS	.00	.00	.00	.00	.00	.00
25300	FURNITURE AND EQUIPMENT	500.00	.00	.00	209.99	290.01	42.00

SUNGARD PENTAMATION  
 DATE: 02/09/2016  
 TIME: 09:12:09

ESU COORDINATING COUNCIL  
 BUDGET CONTROL STATUS

PAGE NUMBER: 8  
 BUDSTAT1

SELECTION CRITERIA: ALL  
 ACCOUNTING PERIOD: 5/16

ACCOUNT	TITLE	BUDGET	PERIOD EXPENDITURES	ENCUMBRANCES OUTSTANDING	YEAR TO DATE ENC + EXP	AVAILABLE BALANCE	YTD/BUD
25600	COMPUTER HARDWARE	2,280.00	.00	.00	.00	2,280.00	.00
26300	DUES/FEES	.00	.00	.00	.00	.00	.00
26700	TRAVEL EXPENSES/MILEAGE	2,600.00	.00	.00	516.35	2,083.65	19.86
26800	CONFERENCE/CONVENTION/MTG	3,950.00	.00	.00	.00	3,950.00	.00
26850	PROGRAM PURCHASES	750,250.00	30.00	.00	780.00	749,470.00	.10
26900	CONTINGENCY	.00	.00	.00	.00	.00	.00
TOTAL	BLENDED IMAT GENERAL	882,373.00	130.47	.00	39,559.27	842,813.73	4.48

ORG UNIT - 0160620000 - BLENDED DEC GENERAL

21100	REGULAR SALARIES	183,507.69	.00	.00	34,246.64	149,261.05	18.66
21200	SUB OR TEMP	.00	.00	.00	.00	.00	.00
22000	EMPLOYEE BENEFITS	.00	.00	.00	.00	.00	.00
22100	SOCIAL SECURITY	10,299.00	.00	.00	1,992.55	8,306.45	19.35
22200	RETIREMENT	13,757.00	.00	.00	3,382.80	10,374.20	24.59
22300	HEALTH INSURANCE	.00	.00	.00	.00	.00	.00
22305	FLEX SPEND	.00	.00	.00	14.00	-14.00	.00
22400	WORK COMP	795.00	.00	.00	205.36	589.64	25.83
22600	LIFE INSURANCE	.00	.00	.00	.00	.00	.00
22830	UNEMPLOYMENT INS	.00	.00	.00	.00	.00	.00
23150	ACCOUNTING/AUDIT	827.00	.00	.00	.00	827.00	.00
23170	LEGAL SERVICES	1,470.00	14.14	.00	354.66	1,115.34	24.13
23180	CONTRACTED SERVICES	95,000.00	7,480.00	.00	89,080.00	5,920.00	93.77
23190	PROFESSIONAL DEVELOPMENT	.00	.00	.00	.00	.00	.00
23240	UTILITIES	.00	.00	.00	.00	.00	.00
23270	RENTAL/LEASES	4,444.00	200.27	.00	1,001.35	3,442.65	22.53
23500	ADVERTISING	.00	.00	.00	.00	.00	.00
23525	PRINTING	1,000.00	.00	.00	.00	1,000.00	.00
23810	POSTAGE	200.00	.97	.00	23.50	176.50	11.75
23820	PHONE	2,000.00	.00	.00	200.00	1,800.00	10.00
23830	COMPUTER/INTERNET SERVICE	1,134.00	.00	.00	.00	1,134.00	.00
24100	SUPPLIES	500.00	.00	.00	144.18	355.82	28.84
24400	PERIODICALS	250.00	.00	.00	.00	250.00	.00
24625	REPAIRS	.00	.00	.00	.00	.00	.00
24650	COMPUTER SOFTWARE/LICENSE	15,400.00	176.22	.00	537.86	14,862.14	3.49
24675	LONG TERM PROJECTS	.00	.00	.00	.00	.00	.00
25300	FURNITURE AND EQUIPMENT	.00	.00	.00	.00	.00	.00
25600	COMPUTER HARDWARE	54,500.00	.00	.00	2,681.50	51,818.50	4.92
26300	DUES/FEES	.00	.00	.00	145.00	-145.00	.00
26700	TRAVEL EXPENSES/MILEAGE	19,000.00	303.98	.00	4,283.52	14,716.48	22.54
26800	CONFERENCE/CONVENTION/MTG	23,302.00	.00	.00	1,625.29	21,676.71	6.97
26850	PROGRAM PURCHASES	.00	.00	.00	.00	.00	.00
26900	CONTINGENCY	.00	.00	.00	.00	.00	.00
TOTAL	BLENDED DEC GENERAL	427,385.69	8,175.58	.00	139,918.21	287,467.48	32.74

ORG UNIT - 0160641000 - BLENDED LMS GENERAL

21100	REGULAR SALARIES	.00	.00	.00	.00	.00	.00
21200	SUB OR TEMP	.00	.00	.00	.00	.00	.00



SUNGARD PENTAMATION  
 DATE: 02/09/2016  
 TIME: 09:12:09

ESU COORDINATING COUNCIL  
 BUDGET CONTROL STATUS

PAGE NUMBER: 9  
 BUDSTAT1

SELECTION CRITERIA: ALL  
 ACCOUNTING PERIOD: 5/16

ACCOUNT	TITLE	BUDGET	PERIOD EXPENDITURES	ENCUMBRANCES OUTSTANDING	YEAR TO DATE ENC + EXP	AVAILABLE BALANCE	YTD/ BUD
22000	EMPLOYEE BENEFITS	.00	.00	.00	.00	.00	.00
22100	SOCIAL SECURITY	.00	.00	.00	.00	.00	.00
22200	RETIREMENT	.00	.00	.00	.00	.00	.00
22300	HEALTH INSURANCE	.00	.00	.00	.00	.00	.00
22305	FLEX SPEND	.00	.00	.00	.00	.00	.00
22400	WORK COMP	.00	.00	.00	.00	.00	.00
22600	LIFE INSURANCE	.00	.00	.00	.00	.00	.00
22830	UNEMPLOYMENT INS	.00	.00	.00	.00	.00	.00
23150	ACCOUNTING/AUDIT	827.00	.00	.00	.00	827.00	.00
23170	LEGAL SERVICES	1,467.00	14.13	.00	354.63	1,112.37	24.17
23180	CONTRACTED SERVICES	.00	.00	.00	.00	.00	.00
23190	PROFESSIONAL DEVELOPMENT	.00	.00	.00	.00	.00	.00
23240	UTILITIES	.00	.00	.00	.00	.00	.00
23270	RENTAL/LEASES	1,820.00	156.07	.00	780.37	1,039.63	42.88
23500	ADVERTISING	.00	.00	.00	.00	.00	.00
23525	PRINTING	.00	.00	.00	.00	.00	.00
23810	POSTAGE	.00	.00	.00	1.93	-1.93	.00
23820	PHONE	.00	50.02	.00	248.10	-248.10	.00
23830	COMPUTER/INTERNET SERVICE	5,046.00	.00	.00	800.00	4,246.00	15.85
24100	SUPPLIES	.00	.00	.00	.00	.00	.00
24400	PERIODICALS	.00	.00	.00	.00	.00	.00
24625	REPAIRS	.00	.00	.00	.00	.00	.00
24650	COMPUTER SOFTWARE/LICENSE	77,276.00	.00	.00	78,863.99	-1,587.99	102.05
24675	LONG TERM PROJECTS	.00	.00	.00	.00	.00	.00
25300	FURNITURE AND EQUIPMENT	.00	.00	.00	.00	.00	.00
25600	COMPUTER HARDWARE	24,819.00	.00	.00	-580.76	25,399.76	-2.34
26300	DUES/FEES	.00	.00	.00	.00	.00	.00
26700	TRAVEL EXPENSES/MILEAGE	.00	-299.98	.00	-26.99	26.99	.00
26800	CONFERENCE/CONVENTION/MTG	.00	.00	.00	.00	.00	.00
26850	PROGRAM PURCHASES	.00	.00	.00	.00	.00	.00
26900	CONTINGENCY	.00	.00	.00	.00	.00	.00
TOTAL	BLENDED LMS GENERAL	111,255.00	-79.76	.00	80,441.27	30,813.73	72.30

ORG UNIT - 0170100000 - ADMIN FLOW THROUGH

26950	FLOW THROUGH - EXPENSES	10,000.00	.00	.00	.00	10,000.00	.00
TOTAL	ADMIN FLOW THROUGH	10,000.00	.00	.00	.00	10,000.00	.00

ORG UNIT - 0170300000 - COOP FLOW THROUGH

26950	FLOW THROUGH - EXPENSES	1,610,000.00	.00	.00	188.50	1,609,811.50	.01
TOTAL	COOP FLOW THROUGH	1,610,000.00	.00	.00	188.50	1,609,811.50	.01

ORG UNIT - 0170400000 - SRS FLOW THROUGH

26950	FLOW THROUGH - EXPENSES	10,000.00	.00	.00	.00	10,000.00	.00
-------	-------------------------	-----------	-----	-----	-----	-----------	-----

SUNGARD PENTAMATION  
 DATE: 02/09/2016  
 TIME: 09:12:09

ESU COORDINATING COUNCIL  
 BUDGET CONTROL STATUS

PAGE NUMBER: 10  
 BUDSTAT1

SELECTION CRITERIA: ALL  
 ACCOUNTING PERIOD: 5/16

ACCOUNT	TITLE	BUDGET	PERIOD EXPENDITURES	ENCUMBRANCES OUTSTANDING	YEAR TO DATE ENC + EXP	AVAILABLE BALANCE	YTD/BUD
TOTAL	SRS FLOW THROUGH	10,000.00	.00	.00	.00	10,000.00	.00
ORG UNIT - 0170500000 - PD FLOW THROUGH							
26950	FLOW THROUGH - EXPENSES	235,000.00	.00	.00	168,000.00	67,000.00	71.49
TOTAL	PD FLOW THROUGH	235,000.00	.00	.00	168,000.00	67,000.00	71.49
ORG UNIT - 0170550000 - NWEA FLOW THROUGH							
26950	FLOW THROUGH - EXPENSES	10,000.00	.00	.00	.00	10,000.00	.00
TOTAL	NWEA FLOW THROUGH	10,000.00	.00	.00	.00	10,000.00	.00
ORG UNIT - 0170560000 - CRISIS FLOW THROUGH							
26950	FLOW THROUGH - EXPENSES	15,000.00	.00	.00	.00	15,000.00	.00
TOTAL	CRISIS FLOW THROUGH	15,000.00	.00	.00	.00	15,000.00	.00
ORG UNIT - 0170600000 - IMAT FLOW THROUGH							
26950	FLOW THROUGH - EXPENSES	20,000.00	.00	.00	.00	20,000.00	.00
TOTAL	IMAT FLOW THROUGH	20,000.00	.00	.00	.00	20,000.00	.00
ORG UNIT - 0170602000 - IMAT SP PROJ FLOW THROUGH							
26950	FLOW THROUGH - EXPENSES	10,000.00	.00	.00	.00	10,000.00	.00
TOTAL	IMAT SP PROJ FLOW THROUGH	10,000.00	.00	.00	.00	10,000.00	.00
ORG UNIT - 0170603000 - IMAT MED ACQ FLOW THROUGH							
26950	FLOW THROUGH - EXPENSES	10,000.00	.00	.00	.00	10,000.00	.00
TOTAL	IMAT MED ACQ FLOW THROUGH	10,000.00	.00	.00	.00	10,000.00	.00
ORG UNIT - 0170620000 - DEC FLOW THROUGH							
26950	FLOW THROUGH - EXPENSES	15,000.00	.00	.00	.00	15,000.00	.00
TOTAL	DEC FLOW THROUGH	15,000.00	.00	.00	.00	15,000.00	.00
ORG UNIT - 0170641000 - LMS FLOW THROUGH							

SUNGARD PENTAMATION  
DATE: 02/09/2016  
TIME: 09:12:09

ESU COORDINATING COUNCIL  
BUDGET CONTROL STATUS

PAGE NUMBER: 11  
BUDSTAT1

SELECTION CRITERIA: ALL  
ACCOUNTING PERIOD: 5/16

ACCOUNT	TITLE	BUDGET	PERIOD EXPENDITURES	ENCUMBRANCES OUTSTANDING	YEAR TO DATE ENC + EXP	AVAILABLE BALANCE	YTD/ BUD
26950	FLOW THROUGH - EXPENSES	165,000.00	.00	.00	101,162.00	63,838.00	61.31
TOTAL	LMS FLOW THROUGH	165,000.00	.00	.00	101,162.00	63,838.00	61.31
TOTAL REPORT		7,432,438.69	23,987.32	177.00	1,290,971.20	6,141,467.49	17.37

SUNGARD PENTAMATION  
 DATE: 02/05/2016  
 TIME: 14:04:16

ESU COORDINATING COUNCIL  
 CHECK REGISTER - BY FUND

PAGE NUMBER: 1  
 ACCTPA21

SELECTION CRITERIA: transact.yr='16' and transact.period='6'  
 ACCOUNTING PERIOD: 5/16

FUND - 01 - GENERAL FUND

CASH ACCT	CHECK NO	ISSUE DT	VENDOR	NAME	ORG UNIT	ACCNT	----DESCRIPTION----	SALES TAX	AMOUNT
09000	13279	02/12/16	1064	ESU 17	0110100000	21100	ESUCC SALARIES	0.00	9,914.09
09000	13279	02/12/16	1064	ESU 17	0110100000	22100	ESUCC SS/MEDICARE	0.00	715.64
09000	13279	02/12/16	1064	ESU 17	0110100000	22200	ESUCC RETIREMENT	0.00	976.93
09000	13279	02/12/16	1064	ESU 17	0110100000	22400	ESUCC WORK COMP	0.00	59.32
09000	13279	02/12/16	1064	ESU 17	0110100000	22305	ESUCC WAGE WORKS	0.00	0.35
09000	13279	02/12/16	1064	ESU 17	0110100000	23160	ESUCC FISCAL AGENT	0.00	206.00
09000	13279	02/12/16	1064	ESU 17	0130300000	21100	COOP SALARIES	0.00	20,199.42
09000	13279	02/12/16	1064	ESU 17	0130300000	22100	COOP SS/MEDICARE	0.00	1,276.80
09000	13279	02/12/16	1064	ESU 17	0130300000	22200	COOP RETIREMENT	0.00	1,991.72
09000	13279	02/12/16	1064	ESU 17	0130300000	22400	COOP WORK COMP	0.00	121.03
09000	13279	02/12/16	1064	ESU 17	0130300000	22305	COOP WAGE WORKS	0.00	0.53
09000	13279	02/12/16	1064	ESU 17	0130300000	23270	COOP RENT AINSWORTH	0.00	1,104.00
09000	13279	02/12/16	1064	ESU 17	0130300000	23820	COOP PHONE AINSWORT	0.00	84.00
09000	13279	02/12/16	1064	ESU 17	0130300000	24100	COOP SUPPLIES	0.00	5.99
09000	13279	02/12/16	1064	ESU 17	0130300000	23525	COOP PRINTING/COPIE	0.00	27.16
09000	13279	02/12/16	1064	ESU 17	0130300000	23280	COOP BOND/INSURANCE	0.00	32.00
09000	13279	02/12/16	1064	ESU 17	0160620000	21100	DEC SALARIES	0.00	8,800.72
09000	13279	02/12/16	1064	ESU 17	0160620000	22100	DEC SS/MEDICARE	0.00	657.35
09000	13279	02/12/16	1064	ESU 17	0160620000	22200	DEC RETIREMENT	0.00	845.70
09000	13279	02/12/16	1064	ESU 17	0160620000	22400	DEC WORK COMP	0.00	51.34
09000	13279	02/12/16	1064	ESU 17	0160620000	22305	DEC WAGE WORKS	0.00	3.50
09000	13279	02/12/16	1064	ESU 17	0160600000	22100	IMAT SALARIES	0.00	7,407.27
09000	13279	02/12/16	1064	ESU 17	0160600000	22100	IMAT SS/MEDICARE	0.00	554.00
09000	13279	02/12/16	1064	ESU 17	0160600000	22200	IMAT RETIREMENT	0.00	717.51
09000	13279	02/12/16	1064	ESU 17	0160600000	22400	IMAT WORK COMP	0.00	43.59
09000	13279	02/12/16	1064	ESU 17	0160600000	22305	IMAT WAGE WORKS	0.00	2.10
09000	13279	02/12/16	1064	ESU 17	0140400000	21100	SRS SALARIES	0.00	24,547.97
09000	13279	02/12/16	1064	ESU 17	0140400000	22100	SRS SS/MEDICARE	0.00	1,692.84
09000	13279	02/12/16	1064	ESU 17	0140400000	22200	SRS RETIREMENT	0.00	2,421.26
09000	13279	02/12/16	1064	ESU 17	0140400000	22400	SRS WORK COMP	0.00	147.09
09000	13279	02/12/16	1064	ESU 17	0140400000	22305	SRS WAGE WORKS	0.00	0.53
09000	13279	02/12/16	1064	ESU 17	0150500000	21100	PD SALARIES	0.00	2,023.38
09000	13279	02/12/16	1064	ESU 17	0150500000	22100	PD SS/MEDICARE	0.00	145.74
09000	13279	02/12/16	1064	ESU 17	0150500000	22200	PD RETIREMENT	0.00	199.86
09000	13279	02/12/16	1064	ESU 17	0150500000	22400	PD WORK COMP	0.00	12.14
09000	13279	02/12/16	1064	ESU 17	0150570400	21100	NMPDS SALARIES	0.00	1,596.23
09000	13279	02/12/16	1064	ESU 17	0150570400	22100	NMPDS SS/MEDICARE	0.00	108.54
09000	13279	02/12/16	1064	ESU 17	0150570400	22200	NMPDS RETIREMENT	0.00	157.67
09000	13279	02/12/16	1064	ESU 17	0150570400	22400	NMPDS WORK COMP	0.00	9.58
TOTAL	CHECK							0.00	88,860.89
09000	13280	02/12/16	1247	KSB SCHOOL LAW	0110100000	23170	ESUCC LEGAL SERVICE	0.00	422.48
09000	13280	02/12/16	1247	KSB SCHOOL LAW	0130300000	23170	COOP LEGAL SERVICES	0.00	422.47
09000	13280	02/12/16	1247	KSB SCHOOL LAW	0140400000	23170	SRS LEGAL SERVICES	0.00	58.95
09000	13280	02/12/16	1247	KSB SCHOOL LAW	0160600000	23170	IMAT LEGAL SERVICES	0.00	26.20
09000	13280	02/12/16	1247	KSB SCHOOL LAW	0160620000	23170	DEC LEGAL SERVICES	0.00	26.20
09000	13280	02/12/16	1247	KSB SCHOOL LAW	0160641000	23170	LMS LEGAL SERVICES	0.00	26.20
TOTAL	CHECK							0.00	982.50
09000	13281	02/12/16	1041	NASB	0140400000	23270	SRS RENT LINCOLN	0.00	825.00
09000	13282	02/12/16	1318	BROMM & ASSOCIATES	0110100000	23140	ESUCC LOBBYIST FEE	0.00	13,750.00

SUNGARD PENTAMATION  
 DATE: 02/05/2016  
 TIME: 14:04:16

ESU COORDINATING COUNCIL  
 CHECK REGISTER - BY FUND

PAGE NUMBER: 2  
 ACCTPA21

SELECTION CRITERIA: transact.yr='16' and transact.period='6'  
 ACCOUNTING PERIOD: 5/16

FUND - 01 - GENERAL FUND

CASH ACCT	CHECK NO	ISSUE DT	VENDOR	NAME	ORG UNIT	ACCNT	----DESCRIPTION----	SALES TAX	AMOUNT
09000	13283	02/12/16	1044	TIME WARNER CABLE	0140400000	23820	SRS PHONE LINCOLN	0.00	62.24
09000	13283	02/12/16	1044	TIME WARNER CABLE	0140400000	23830	SRS COMPUTER/INTERN	0.00	153.29
TOTAL CHECK									215.53
09000	13284	02/12/16	1050	BISHOP BUSINESS	0140400000	23525	SRS PRINTING EXP	0.00	125.31
09000	13285	02/12/16	1057	ESU 3	0110100000	23270	ESUCC RENT OMAHA	0.00	477.60
09000	13285	02/12/16	1057	ESU 3	0130300000	23270	COOP RENT OMAHA	0.00	90.65
09000	13285	02/12/16	1057	ESU 3	0140400000	23270	SRS RENT OMAHA	0.00	54.70
09000	13285	02/12/16	1057	ESU 3	0160600000	23270	IMAT RENT OMAHA	0.00	86.34
09000	13285	02/12/16	1057	ESU 3	0160620000	23270	DEC RENT OMAHA	0.00	200.27
09000	13285	02/12/16	1057	ESU 3	0160641000	23270	LMS RENT OMAHA	0.00	156.07
09000	13285	02/12/16	1057	ESU 3	0110100000	23820	ESUCC PHONE OMAHA	0.00	50.02
09000	13285	02/12/16	1057	ESU 3	0160641000	23820	LMS PHONE OMAHA	0.00	50.02
09000	13285	02/12/16	1057	ESU 3	0110100000	23810	ESUCC POSTAGE OMAHA	0.00	9.08
09000	13285	02/12/16	1057	ESU 3	0160641000	23830	LMS INTERENT SERVIC	0.00	200.00
09000	13285	02/12/16	1057	ESU 3	0110100000	26800	ESUCC MEETING EXP	0.00	312.50
09000	13285	02/12/16	1057	ESU 3	0110100000	26800	ESUCC MEETING EXP	0.00	170.00
09000	13285	02/12/16	1057	ESU 3	0150540200	26800	PD TAG MEETING EXP	0.00	290.00
09000	13285	02/12/16	1057	ESU 3	0160620000	26800	DEC CONF/MEETING EX	0.00	480.50
TOTAL CHECK									2,627.75
09000	13286	02/12/16	1067	ESU 10	0150520200	26800	PD SDA MEETING EXP	0.00	600.00
09000	13286	02/12/16	1067	ESU 10	0150500200	26800	PD PRO DEV MEETING	0.00	982.75
09000	13286	02/12/16	1067	ESU 10	0150500200	26800	PD PRO DEV MEETING	0.00	428.50
09000	13286	02/12/16	1067	ESU 10	0150570400	26800	NMPDS CONF/WORKSHOP	0.00	380.00
TOTAL CHECK									2,391.25
09000	13287	02/12/16	1108	ESU 11	0130300000	23525	COOP PRINTING HOLDR	0.00	4.85
09000	13287	02/12/16	1108	ESU 11	0130300000	23810	COOP POSTAGE HOLDRE	0.00	1.96
09000	13287	02/12/16	1108	ESU 11	0130300000	23270	COOP RENT HOLDREGE	0.00	300.00
TOTAL CHECK									306.81
09000	13288	02/12/16	1068	ESU 13	0150570400	26800	NMPDS CONF/WORKSHOP	0.00	252.00
09000	13289	02/12/16	1066	CHARTWELLS DINING S	0150570400	26800	NMPDS CONF/WORKSHOP	0.00	423.70
09000	13290	02/12/16	1336	CRISIS MANAGEMENT I	0150560000	23180	PD CRISIS TRAINING	0.00	5,765.00
09000	13291	02/12/16	1036	USDLA	0160620000	26800	DEC CONF USDLS	0.00	500.00
09000	13292	02/12/16	1070	COUNTRY INN & SUITE	0130300000	26700	COOP TRAVEL/LODGING	0.00	89.00
09000	13293	02/12/16	1198	COMFORT INN	0150570400	26700	NMPDS TRAVEL/LODGIN	0.00	449.75
09000	13293	02/12/16	1198	COMFORT INN	0110100000	26700	ESUCC TRAVEL/LODGIN	0.00	83.00
09000	13293	02/12/16	1198	COMFORT INN	0160620000	26700	DEC TRAVEL/LODGING	0.00	166.00
09000	13293	02/12/16	1198	COMFORT INN	0160620000	26700	DEC TRAVEL/LODGING	0.00	178.00
09000	13293	02/12/16	1198	COMFORT INN	0150500000	26700	PD TRAVEL/LODGING	0.00	249.00
09000	13293	02/12/16	1198	COMFORT INN	0150570400	26700	NMPDS TRAVEL/LODGIN	0.00	83.00
09000	13293	02/12/16	1198	COMFORT INN	0160620000	26700	DEC TRAVEL/LODGING	0.00	89.00
09000	13293	02/12/16	1198	COMFORT INN	0160600000	26700	IMAT TRAVEL/LODGING	0.00	89.00

SUNGARD PENTAMATION  
 DATE: 02/05/2016  
 TIME: 14:04:16

ESU COORDINATING COUNCIL  
 CHECK REGISTER - BY FUND

PAGE NUMBER: 3  
 ACCTPA21

SELECTION CRITERIA: transact.yr='16' and transact.period='6'  
 ACCOUNTING PERIOD: 5/16

FUND - 01 - GENERAL FUND

CASH ACCT	CHECK NO	ISSUE DT	VENDOR	NAME	ORG UNIT	ACCNT	----DESCRIPTION----	SALES TAX	AMOUNT
TOTAL CHECK								0.00	1,386.75
09000	13294	02/12/16	1085	HOLIDAY INN EXPRESS	0150570400	26700	NMPDS TRAVEL/LODGIN	0.00	89.00
09000	13294	02/12/16	1085	HOLIDAY INN EXPRESS	0130300000	26700	COOP TRAVEL/LODGING	0.00	89.00
TOTAL CHECK								0.00	178.00
09000	13295	02/12/16	1072	HOLIDAY INN EXPRESS	0130300000	26700	COOP TRAVEL/LODGING	0.00	89.00
09000	13295	02/12/16	1072	HOLIDAY INN EXPRESS	0150570400	26700	NMPDS TRAVEL/LODGIN	0.00	83.00
09000	13295	02/12/16	1072	HOLIDAY INN EXPRESS	0150570400	26700	NMPDS TRAVEL/LODGIN	0.00	178.00
TOTAL CHECK								0.00	350.00
09000	13296	02/12/16	1073	RODEWAY INN	0130300000	26700	COOP TRAVEL/LODGING	0.00	364.95
09000	13297	02/12/16	1085	HOLIDAY INN EXPRESS	0130300000	26700	COOP TRAVEL/LODGING	0.00	99.00
09000	13298	02/12/16	1061	DEB HERICKS	0150570400	26700	ESUCC TRAVEL EXPENS	0.00	113.94
09000	13298	02/12/16	1061	DEB HERICKS	0150500000	26700	PD TRAVEL EXPENSE	0.00	135.94
09000	13298	02/12/16	1061	DEB HERICKS	0130300000	23810	COOP POSTAGE OMAHA	0.00	7.67
TOTAL CHECK								0.00	257.55
09000	13299	02/12/16	1314	BETH KABES	0160620000	26700	DEC TRAVEL EXPENSE	0.00	95.58
09000	13299	02/12/16	1314	BETH KABES	0160620000	26700	DEC TRAVEL EXPENSE	0.00	98.82
09000	13299	02/12/16	1314	BETH KABES	0160620000	23820	DEC PHONE KABES	0.00	100.00
TOTAL CHECK								0.00	294.40
09000	13300	02/12/16	1101	CRAIG PETERSON	0130300000	26700	COOP TRAVEL EXPENSE	0.00	1,727.64
09000	13301	02/12/16	1076	PRISCILLA QUINTANA	0110100000	26700	ESUCC TRAVEL EXPENS	0.00	149.42
09000	13301	02/12/16	1076	PRISCILLA QUINTANA	0130300000	26700	COOP TRAVEL EXPENSE	0.00	149.42
TOTAL CHECK								0.00	298.84
09000	13302	02/12/16	1176	HELEN BANZHAF	0150570400	23180	NMPDS CONTRACTED SE	0.00	3,333.33
09000	13302	02/12/16	1176	HELEN BANZHAF	0150570400	24100	NMPDS SUPPLIES/PHON	0.00	50.00
09000	13302	02/12/16	1176	HELEN BANZHAF	0150570400	26700	NMPDS TRAVEL EXP	0.00	251.02
TOTAL CHECK								0.00	3,634.35
09000	13303	02/12/16	1102	SHANE GERHARTZ	0130300000	26700	COOP TRAVEL EXPENSE	0.00	220.32
09000	13304	02/12/16	1320	TAMARA WORNER	0150570400	23180	NMPDS CONTRACTED SE	0.00	1,500.00
09000	13304	02/12/16	1320	TAMARA WORNER	0150570400	26700	NMPDS TRAVEL EXPENS	0.00	303.61
09000	13304	02/12/16	1320	TAMARA WORNER	0150570400	23180	NMPDS CONTRACTED SE	0.00	1,500.00
09000	13304	02/12/16	1320	TAMARA WORNER	0150570400	26700	NMPDS TRAVEL EXPENS	0.00	348.84
TOTAL CHECK								0.00	3,652.45
09000	13305	02/12/16	1080	I-CUBED SOLUTIONS	0150570400	23180	NMPDS CONTRACTED SE	0.00	1,500.00
09000	13305	02/12/16	1080	I-CUBED SOLUTIONS	0150570400	26700	NMPDS TRAVEL EXPENS	0.00	333.72
TOTAL CHECK								0.00	1,833.72
09000	13306	02/12/16	1079	TECHNICAL EVALULATI	0150570400	23180	NMPDS CONTRACTED SE	0.00	1,500.00
09000	13306	02/12/16	1079	TECHNICAL EVALULATI	0150570400	26700	NMPDS TRAVEL EXPENS	0.00	326.16
TOTAL CHECK								0.00	1,826.16

SUNGARD PENTAMATION  
 DATE: 02/05/2016  
 TIME: 14:04:16

ESU COORDINATING COUNCIL  
 CHECK REGISTER - BY FUND

PAGE NUMBER: 4  
 ACCTPA21

SELECTION CRITERIA: transact.yr='16' and transact.period='6'  
 ACCOUNTING PERIOD: 5/16

FUND - 01 - GENERAL FUND

CASH ACCT	CHECK NO	ISSUE DT	VENDOR	NAME	ORG UNIT	ACCNT	----DESCRIPTION----	SALES TAX	AMOUNT
09000	13307	02/12/16	1321	JOHANNA BARNES	0150570400	23180	NMPDS CONTRACTED SE	0.00	1,500.00
09000	13307	02/12/16	1321	JOHANNA BARNES	0150570400	24100	NMPDS SUPPLIES	0.00	116.50
09000	13307	02/12/16	1321	JOHANNA BARNES	0150570400	26700	NMPDS TRAVEL EXPENS	0.00	349.38
TOTAL CHECK								0.00	1,965.88
09000	13308	02/12/16	1243	CENTRAL CITY PUBLIC	0150570400	23180	NMPDS SUB REIMBURSE	0.00	100.00
09000	13308	02/12/16	1243	CENTRAL CITY PUBLIC	0150570400	26700	NMPDS TRAVEL STIPEN	0.00	50.00
TOTAL CHECK								0.00	150.00
09000	13309	02/12/16	1325	ELKHORN PUBLIC SCHO	0150570400	23180	NMPDS SUB REIMBURSE	0.00	300.00
09000	13310	02/12/16	1204	FREMONT PUBLIC SCHO	0150570400	23180	NMPDS SUB REIMBURSE	0.00	200.00
09000	13311	02/12/16	1141	MILLARD PUBLIC SCHO	0150570400	23180	NMPDS SUB REIMBURSE	0.00	100.00
09000	13312	02/12/16	1276	SEWARD PUBLIC SCHOO	0150570400	23180	NMPDS SUB REIMBURSE	0.00	200.00
09000	13312	02/12/16	1276	SEWARD PUBLIC SCHOO	0150570400	26700	NMPDS TRAVEL STIPEN	0.00	100.00
TOTAL CHECK								0.00	300.00
09000	13313	02/12/16	1337	SARGENT PUBLIC SCHO	0150570400	23180	NMPDS SUB REIMBURSE	0.00	300.00
09000	13314	02/12/16	1327	STUART PUBLIC SCHOO	0150570400	23180	NMPDS SUB REIMBURSE	0.00	100.00
09000	13314	02/12/16	1327	STUART PUBLIC SCHOO	0150570400	26700	NMPDS TRAVEL STIPEN	0.00	50.00
TOTAL CHECK								0.00	150.00
09000	13315	02/12/16	1277	THAYER CENTRAL COMM	0150570400	23180	NMPDS SUB REIMBURSE	0.00	100.00
09000	13315	02/12/16	1277	THAYER CENTRAL COMM	0150570400	26700	NMPDS TRAVEL STIPEN	0.00	50.00
TOTAL CHECK								0.00	150.00
09000	13316	02/12/16	1328	WEST HOLT PUBLIC SC	0150570400	23180	NMPDS SUB REIMBURSE	0.00	190.00
09000	13316	02/12/16	1328	WEST HOLT PUBLIC SC	0150570400	26700	NMPDS TRAVEL STIPEN	0.00	100.00
TOTAL CHECK								0.00	290.00
09000	13317	02/12/16	1338	INDEPENDENT STATION	0110100000	24100	ESUCC SUPPLIES	0.00	5.25
09000	13318	02/12/16	1312	INSTRUCTURE INC	0170641000	26950	LMS CANVAS SCHOOL O	0.00	6,000.00
09000	13319	02/12/16	1131	BROWN & SAENGER	0130300000	24100	COOP SUPPLIES	0.00	177.00
09000	EFT00034	02/03/16	1209	CINCINNATI INSURANC	0110100000	23280	ESUCC INSURANCE	0.00	956.00
09000	EFT00035	02/12/16	1039	UNION BANK & TRUST	0130300000	26700	COOP TRAVEL EXP	0.00	110.57
09000	EFT00035	02/12/16	1039	UNION BANK & TRUST	0130300000	26800	COOP MEETING EXP	0.00	94.00
09000	EFT00035	02/12/16	1039	UNION BANK & TRUST	0140400000	25600	SRS COMPUTER HARDWA	0.00	105.00
09000	EFT00035	02/12/16	1039	UNION BANK & TRUST	0160620000	26800	DEC CONF/MEETING EX	0.00	428.47
09000	EFT00035	02/12/16	1039	UNION BANK & TRUST	0160641000	24650	LMS SOFTWARE GODADD	0.00	299.99
09000	EFT00035	02/12/16	1039	UNION BANK & TRUST	0160620000	26700	DEC TRAVEL EXP	0.00	118.13
09000	EFT00035	02/12/16	1039	UNION BANK & TRUST	0140400000	23180	SRS CONTRACTED SERV	0.00	10.30
09000	EFT00035	02/12/16	1039	UNION BANK & TRUST	0140400000	24650	SRS SOFTWARE GITHUB	0.00	25.00
09000	EFT00035	02/12/16	1039	UNION BANK & TRUST	0160620000	24100	DEC SUPPLIES ISTE	0.00	19.76
09000	EFT00035	02/12/16	1039	UNION BANK & TRUST	0110100000	26700	ESUCC TRAVEL EXP	0.00	63.73
TOTAL CHECK								0.00	1,274.95

SUNGARD PENTAMATION  
DATE: 02/05/2016  
TIME: 14:04:16

ESU COORDINATING COUNCIL  
CHECK REGISTER - BY FUND

PAGE NUMBER: 5  
ACCTPA21

SELECTION CRITERIA: transact.yr='16' and transact.period='6'  
ACCOUNTING PERIOD: 5/16

FUND - 01 - GENERAL FUND

CASH ACCT CHECK NO	ISSUE DT	VENDOR NAME	ORG UNIT	ACCNT	-----DESCRIPTION-----	SALES TAX	AMOUNT
TOTAL CASH ACCOUNT						0.00	145,557.95
TOTAL FUND						0.00	145,557.95
TOTAL REPORT						0.00	145,557.95





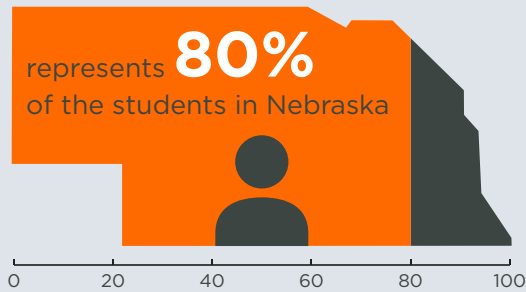
# NEBRASKA EDUCATION DATA SYSTEMS



## LEGISLATIVE STUDY

### WHAT WE DID:

**INPUT FROM DISTRICTS:**  
focus groups, surveys, and interviews



### WHAT WE FOUND:



Nebraska districts are **SPENDING \$100M** on data and systems

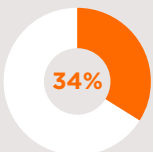


**655,200** staff hours are spent on accountability submissions

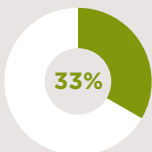
\$246/student on systems = **\$75M** ON DIGITAL SYSTEMS

455 FTE's = **\$25M** ON ACCOUNTABILITY SUBMISSIONS

Districts have **LESS ACCESS** to Teaching and Learning systems than they need

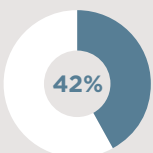


Very Small

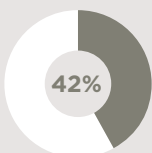


Small

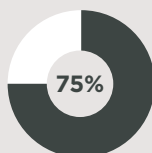
Smaller districts have only about **1/3** of the systems for teaching and learning than they might need



Medium



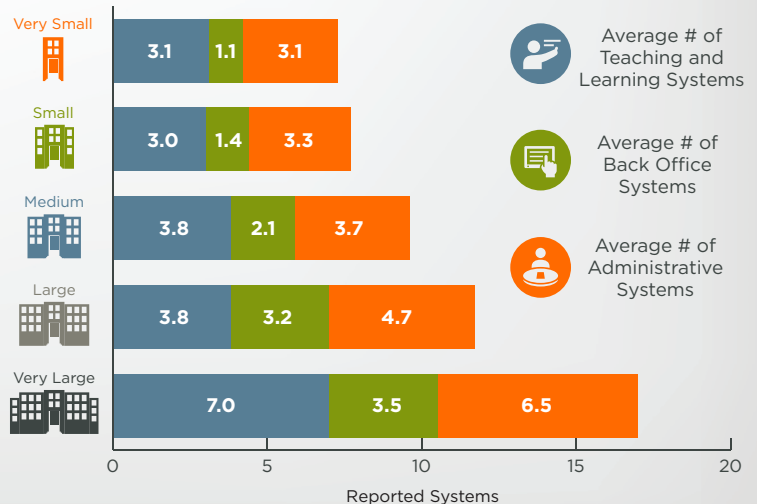
Large



Very Large

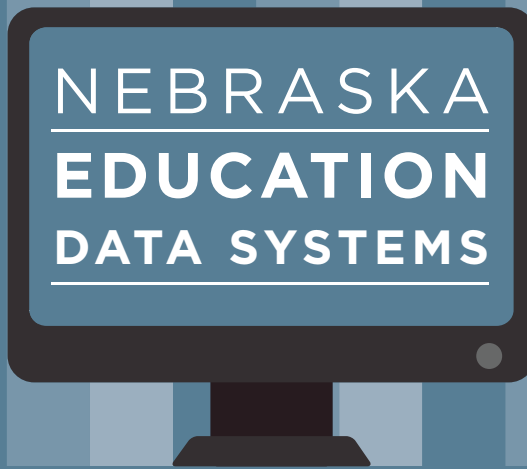


Districts have **UNEQUAL ACCESS** to all systems





NEBRASKA DEPARTMENT OF EDUCATION



## LEVERAGED CAPACITY



Leverage an open-source education data standard along with accompanying technical assets – **student-level dashboards for teachers** and secure data warehouses for reporting. Developing the **Nebraska Education Data Standard** – will mean a set of data standards for interoperability of systems. This work will also include the infrastructure to support a major data system, including a **single sign on** offering from the ESUCC.

## AUTOMATED COLLECTIONS



**Reduce reporting burden** by providing efficiency and automation for data submissions through the leveraged secure data infrastructure and support.

## ACTIONABLE INSIGHT



**Targeted resources**, once expended on data submission, can be directed to **effectively using Nebraska's data system and ensuring privacy and security** of the data. The **educational insight** will include the ADVISER Dashboard, data warehouse, and other longitudinal analysis that would **inform both policy and practice**.

## SUSTAINED SUPPORT



Collaborate to include **Training and Help Desk support around the systems—statewide**. The cooperative support would provide opportunities for NDE, ESUCC and others to coordinate assistance using a tiered ticketing system, knowledge transfer, and professional development for data use.

## INSTRUCTIONAL SYSTEMS



Leverage the interoperability of the data standard and the state "buying power" to **support an Instructional Improvement System**. The creation of an "app store" would provide **low cost or free options for school districts to choose applications** that support digital system access and data integration—for all districts in Nebraska.



Nebraska Council  
of School Administrators

# NEBRASKA EDUCATION DATA SYSTEMS **LEGISLATIVE STUDY**

*Developed in Response to Legislative Resolution 264*



**31 July 2014**



double line  
PARTNERS



# TABLE OF CONTENTS

- Preface ..... 1
- Foreword from the Commissioner.....2
- Executive Summary..... 3-4
- Assessment of the Current Education Data System .....5-8**
  - Assessment Methodology..... 5-8
- State Data Systems ..... 9-13**
  - Accountability Requirements ..... 9-11
  - Systems to Support Accountability..... 11
  - Additional State Systems ..... 12-13
  - District Data Systems..... 13
- Findings .....14-27**
  - Availability of Systems..... 13-17
  - NETA Teaching and Learning Responses ..... 18
  - System Need..... 18-19
  - Student Information Systems.....20
  - System Cost and Accountability Burden ..... 20-21
  - Likelihood of Participating.....22
  - Data Use Perceptions .....22
  - Survey and Focus Group Conclusions..... 23-24
  - ESU Data Systems ..... 24-25
  - Assessment of Current Education Data Systems .....25
  - Adequacy for Reporting .....25
  - Level of Integration.....26
  - Adequacy of Staff.....26
  - Adequacy to Support Instructional Improvement Initiatives ..... 26-27
  - Costs of the Education Data Systems .....27
- Current Performance on DQC’s 10 Essential Elements for Effective Data Use..... 28**
- Summary of Current Data System Challenges ..... 29**
- Future Vision .....30-34**
  - The Role of the State Education Agency in Promoting Continuous Improvement .....34
- Recommendations ..... 35-37**
- 1, 3, and 5 Year Roadmap ..... 38-39**

**Financial Investments and Returns..... 40-41**

Budget Request for Investment ..... 40  
Estimated Financial Returns..... 40  
Reduced Accountability Costs..... 40  
Reduced Technology Costs for Districts..... 41  
Return on Investment..... 41

**Recommended Roadmap Meets the Needs and Priorities of Nebraska ..... 42-45**

**Appendices ..... 47-89**

Appendix A: Study Contributors ..... 48  
Appendix B: Glossary of Terms..... 49-50  
Commonly Used Acronyms ..... 50  
Appendix C: Description of Systems ..... 51-54  
    *Teaching and Learning Systems*..... 51-52  
    *Administrative Systems* ..... 52-53  
    *Back Office Systems* ..... 54  
Appendix D: Survey of District Leaders ..... 55-74  
Appendix E: Survey of NETA Membership..... 75-84  
Appendix F: References ..... 85  
Appendix G: Legislative Resolution 264 ..... 86  
Appendix H: Complete Budget Estimate ..... 87-89

# PREFACE

The One Hundred Third Legislature passed Legislative Resolution 264 whose purpose is stated as follows:

**The purpose of this resolution is to examine the education data system. The study shall include an assessment of the adequacy of the current data system maintained by the State Department of Education to provide timely access to relevant and accurate data to meet various needs, including information for teachers in public schools about student achievement in their classrooms, objective research regarding educational practices, data for policy formation and review, and accountability to the public regarding the performance of the public schools.**

The study contained in this document was developed in response to LR 264 to include, but not be limited to, the following topics:

1. The costs of the data system;
2. Legislative access and public access to the department's data system;
3. The role and inter-relationships between the Nebraska Student and Staff Record System, the Consolidated Data System, the State of the Schools Report, and the Statewide Longitudinal Data System as developed pursuant to federal grant funding;
4. Timeliness and access to financial information related to school spending, budgets, taxes, and state aid;
5. Adequacy of school staff data in the Nebraska Student and Staff Record System in relation to teacher and classified staff qualifications, assignments, degree level, college credits, and experience; and
6. Any other issue related to the education data system that the study committee deems important.

The Commissioner of Education, Dr. Matt Blomstedt, further directed that, based upon the assessment of the current data system, the study make specific recommendations and propose a high-level one, three and five year plan to improve, upgrade, and modernize the Nebraska Education Data System to meet the needs of Nebraska's public education system.

The study of Nebraska education data systems gathered information on three types of systems (Teaching and Learning, Administrative, and Back Office) as well as the cost and effort associated with data and accountability submissions. Superintendents and technology educators were invited to participate in a survey of system availability and importance. The Nebraska Council of School Administrators (NCSA) recommended district leaders to participate in virtual focus groups on each system type. The NCSA also recommended district financial personnel to participate in individual interviews detailing the cost associated with education systems and data submission in their districts. Specific briefings and interviews were held with NCSA, the Nebraska State Education Association (NSEA), the Education Service Unit Coordinating Council (ESUCC), and Nebraska Department of Education (NDE) leaders. Over 200 education leaders in Nebraska participated in the study.

# FOREWORD FROM THE COMMISSIONER

MATTHEW L. BLOMSTEDT, PH.D.



Nebraska is committed to improve the achievement outcomes for all students. To this end, the Nebraska Department of Education is committed to a process of continuous improvement. This will require us to embrace continuously evolving best practices throughout the system of education, and require the active involvement of all of Nebraska’s education leaders and professionals. In this context, our education data systems play a key role to:

1. Provide measures of achievement outcomes to guide the continuous improvement process; and
2. Put relevant information in the hands of those educators that day-by-day can positively influence instruction.

In commissioning this study pursuant to LR 264, I directed that the study take a broad view of education across the state – one that is not about accountability alone, but about the myriad possible and positive uses of information being collected. We have to build an education data system that interacts with the goals of the state; the goals for the district; the goals of individual students.

Moreover, I directed that the study carefully consider the entire “system of education” and develop a cohesive vision and plan as to the Nebraska Education Data System required to best serve that vision. When I think about what the whole system has to look like, ultimately, it has to have a system of supports that are going to give the teacher the best opportunity to succeed. The “system of education” necessarily spans NDE, the ESUs, the districts, students and parents, as well as the broader set of legislative and community stakeholders.

In this vision, NDE is part of the system, not top of a hierarchy. I tasked the study to consider the changing role of NDE and how best the state can lead, facilitate, collaborate, and enable the districts to provide the very best education to our kids while preserving their autonomy to innovate, their ability to choose, while ensuring technology is uniformly available across districts large and small.

I would like to recognize the organizations that co-sponsored this report: Educational Service Unit Coordinating Council, Nebraska Council of School Administrators, and the Nebraska State Education Association. In addition, I would like to thank the over 200 people from these organizations and from the ESUs, districts, and Nebraska Education Technology Association that contributed their time to provide input to this study.



## EXECUTIVE SUMMARY

Nebraska spends an estimated \$100 million annually for technology systems, software systems, and accountability data submissions by the public school districts and the Nebraska Department of Education (NDE).

The NDE systems and applications are largely focused on satisfying Federal and State accountability reporting requirements and do not directly contribute to supporting teaching and learning. The districts submit annual collections of data to support accountability to the state using a combination of automated and manual methods. An estimated 655,200 hours are spent by districts preparing the required collections for each year's accountability data submission.

Each district has selected its own set of administrative, teaching and learning, and back office applications. There is a wide difference in the number of applications that are available in small districts versus larger districts due to budget, staff, and capability disparities. The student information system (SIS) is the single most important application for districts, supporting the day-to-day operation of schools, typically requiring a major investment in licensing, infrastructure, support and professional development. Outside of Nebraska's largest districts, the tools are poorly integrated, there is little support for data-driven decision making, and modern tools are not available to support instructional improvement necessary for the state's education initiatives of blended learning, teacher and principal evaluation, career readiness, and education intelligence.

Nebraska's network of Educational Service Units (ESUs), the ESU Coordinating Council (ESUCC), and Network Nebraska are all contributing to improving the capabilities and the efficiencies of the data systems for the districts. However, the capabilities and support provided by the ESUs varies across the state. Additional capacity is needed.

The vision recommended by the study is a statewide data system that builds long-term capacity, efficacy and efficiency in the system of education. The study makes the following recommendations:

1. Ensure security, privacy, transparency, and the proper use of data the core of the Nebraska Education Data System implementation.
2. Unify the accountability data collection requirements into the Nebraska Education Data System to minimize the reporting burden on districts.
3. Require application vendors and other sources to provide data in a standard form specified by NDE directly into the Nebraska Education Data Standard (NEDS).
4. Leverage and strengthen Nebraska's ESU network, the ESUCC, and Network Nebraska to host, maintain, and sustain the Nebraska Education Data System, to support a statewide virtual help desk, and to train the educators in its use.
5. Leverage the state-level market to influence vendors, negotiate lower prices through competition, provide consistent functions and pricing across large and small districts, and expand the number and quality of instructional applications.
6. Invest in providing education intelligence - access to actionable insight - through a warehouse, business intelligence tools, and increased internal capacity for districts, policy makers, and researchers.
7. Invest in an integrated data system that spans the districts, the ESUs, and NDE to support continuous education improvement.

8. Integrate staff data from district and state data sources, link teachers to student performance and success, and add additional data to better support teacher evaluation and professional development.
9. Invest in the licensing, integration and training of an Instructional Improvement System that is cost-effective for districts of all sizes.
10. Develop the staff and processes necessary to sustain the Nebraska Education Data System.

The proposed implementation builds upon pilot activities funded by the State's \$4.3 million Statewide Longitudinal Data System (SLDS) grant and scheduled for SY 2015. The system leverages the Ed-Fi data standard and set of royalty-free technologies. The Ed-Fi standard is directly aligned to the U.S. Department of Education Common Education Data Standards (CEDS) and is in various stages of implementations in 22 states.

The proposed implementation roadmap for the Nebraska Education Data System estimates a three year investment of \$41,960,110, roughly evenly split across the three years. The rollout plan targets a phase in process over three years that could include 50 districts the first year, 150 the second year, and 245 during the third year.

The primary benefits from the recommended investments will come from a greatly improved instructional system that improves student performance leading to greater student success. However the proposed approach also results in cost savings and efficiencies that will also provide a financial return from substantially-reduced accountability costs and from reduced technology costs to districts. The projected cumulative net return for the investment over five years is \$44.8 million.

# ASSESSMENT OF THE CURRENT EDUCATION DATA SYSTEM

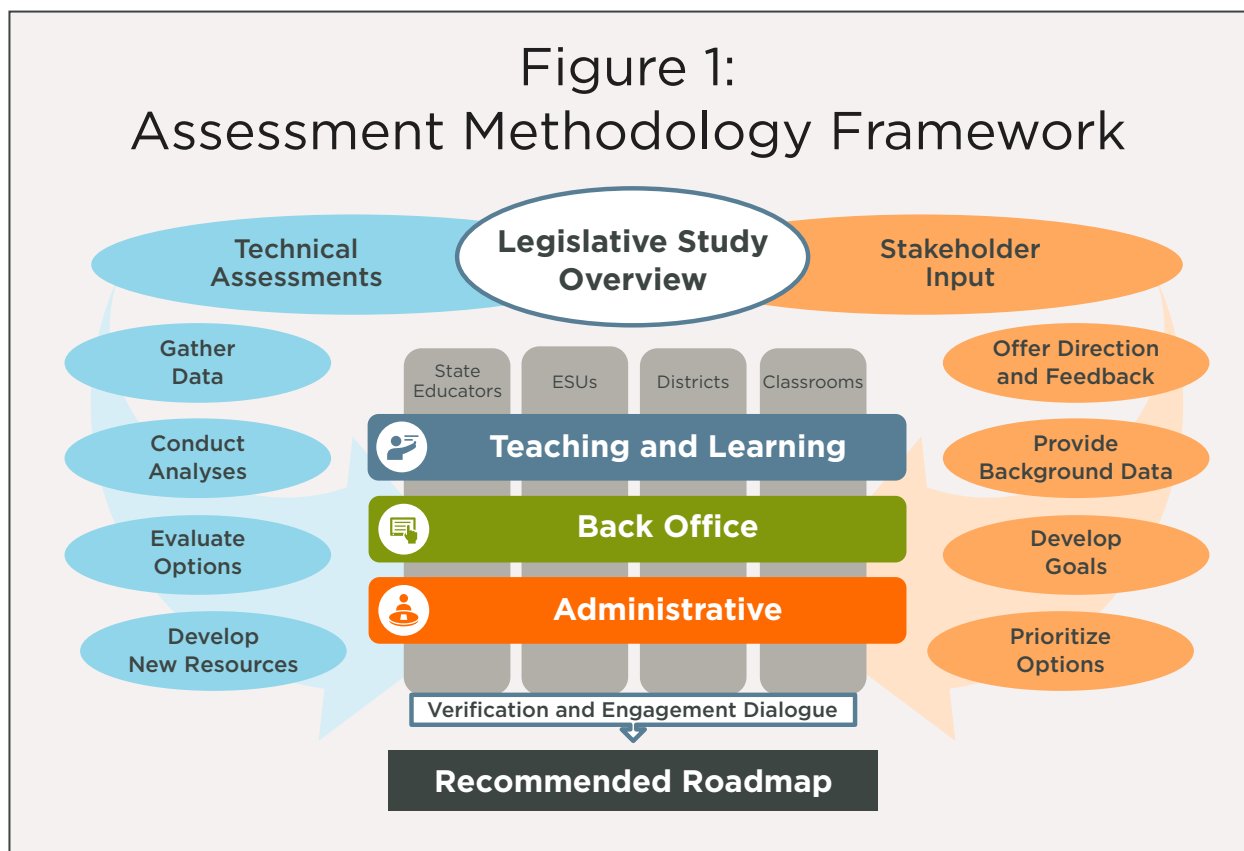
The Nebraska education data systems are organized as follows:

- The Nebraska Department of Education fields a set of applications at the state level largely focused on State and Federal accountability.
- Each district has its own set of administrative, teaching and learning, and back office applications for “operating” the business of education with the district. The districts submit annual collections of data to support accountability to the state using a combination of automated and manual methods.

This section provides an overview of state and district education data systems and assessment of their capacity and capabilities to support future Nebraska education needs, as directed by Legislative Resolution 264 (LR 264). The complete text of LR 264 is available in Appendix G.

## ASSESSMENT METHODOLOGY

This study investigated the ecosystem of data and technology systems in Nebraska. The study sought input from educators across at the state, ESU, district, and classroom level. In addition to an inventory of existing systems and data collections, the study participants revealed their vision for students in Nebraska, how data and technology might assist in that vision, and the obstacles that systemic change may help overcome. Ultimately, nearly 200 education leaders in Nebraska participated in the study, representing over 80% of the students in the state. Figure 1 below illustrates the process of soliciting and interpreting feedback on the state technology and data ecosystem.



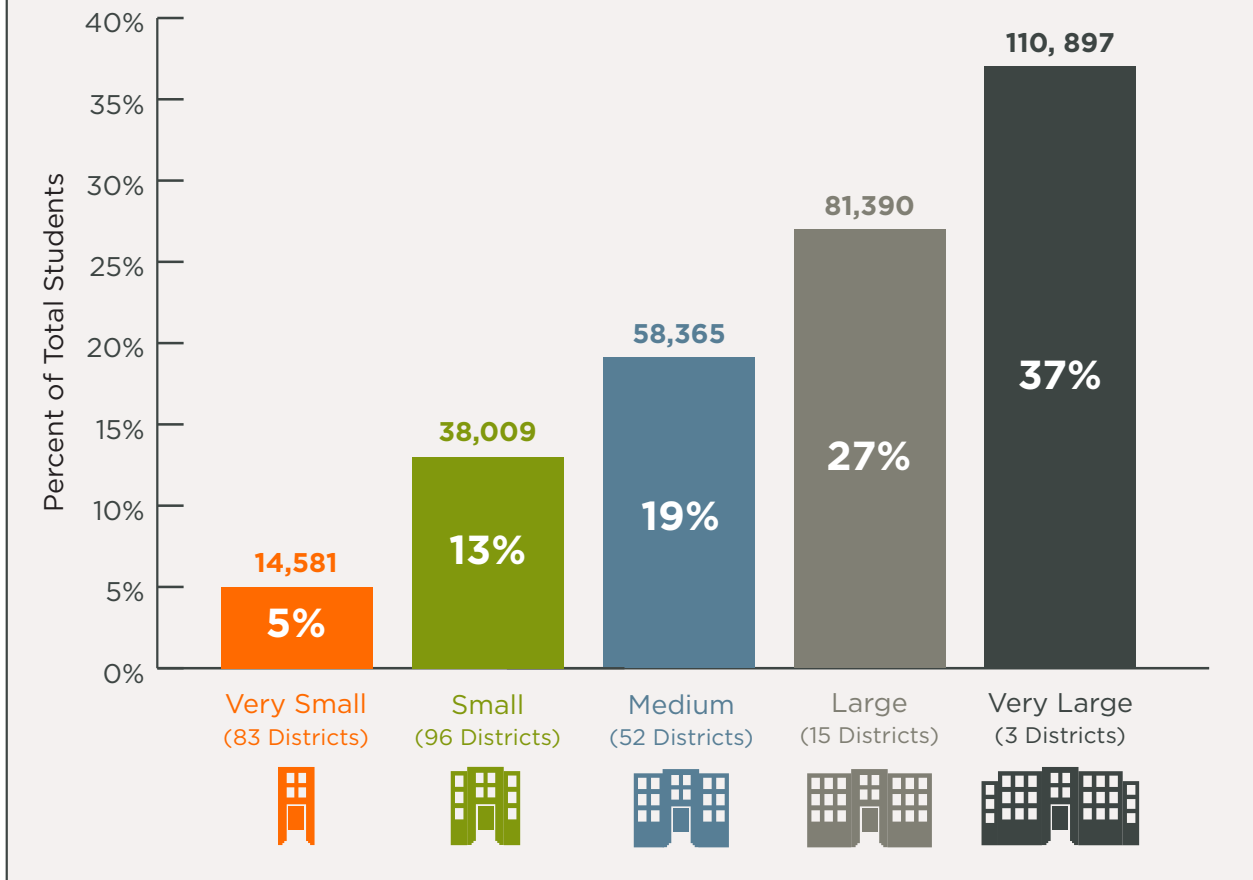
All district superintendents were invited to participate in a survey of system availability and importance. The survey introduced the concept of three types of systems: Teaching and Learning, Administrative, and Back Office. Superintendents reported whether their districts had a system in place, or whether their staff were performing the functions as described manually (or not at all). They were asked about the importance of each system. The combination of system presence (or absence) and perceived importance paints an emerging picture of districts' most-pressing needs. The superintendents reported their opinion on the need for data to inform upcoming strategic initiatives in the schools and districts, and their likelihood of participating in state or ESU-led systems if offered. The survey also asked district leaders to estimate high-level cost and employee effort associated with data and accountability submissions.

The Nebraska Council of School Administrators (NCSA) and NSEA recommended district leaders to participate in virtual focus groups on each system type. The study also conducted focus groups with members from the Nebraska Education Technology Association (NETA) and the Educational Service Units (ESU). In total, 40 educators participated in conversations on their existing systems and priorities. The focus group protocol built on findings from the survey. These conversations provided an opportunity for deeper conversation about the existing systems' features and interoperability. These district leaders also expounded on the survey respondents reported likelihood of participation, describing the conditions under which their districts might be likely to join statewide systems. The NCSA also recommended district financial personnel to participate in individual interviews detailing the cost associated with education systems and data submission in their districts.

The study engaged NCSA, NSEA, ESUCC, and NDE leaders throughout the process to help form the study methodology and interpret the findings. The groups also provided feedback on preliminary versions of the report. More information is available on contributing study participants in Appendix A.

The study classified the districts by number of students in order to better understand the nuance of districts' experience with information systems and accountability submissions. The three largest districts, Omaha Public Schools, Lincoln Public Schools, and Millard Public Schools are classified as Very Large. These three represent 37% of the student population in Nebraska. Large districts are those with student counts between 3,000 and 10,000. Medium districts are those with student populations between 590 and 3,000 students; this grouping was informed in part by those districts that self-identify as "mid-size" in the Schools Taking Action for Nebraska Children's Education (STANCE) Coalition. Small districts are those under 590 students but above 250. Very Small districts are those with less than 250 students. Figure 2 below shows the percent of total students in Nebraska represented by each of the size classifications above. Figure 2: Percent of Total Students Represented by Group

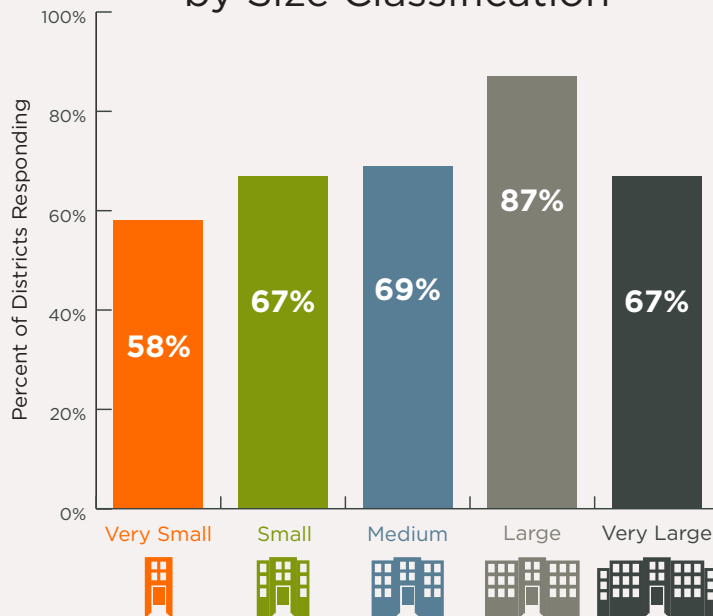
## Figure 2: Percent of Total Students Represented by Group



Leaders from all districts were invited to respond to an online survey of Nebraska educational data systems. The complete survey is available in Appendix D. Of 249 public districts in Nebraska, 163 districts responded to the survey, representing 65% of districts. This sample size is strong enough to produce a level of confidence above 95%. Each district size grouping (e.g., Very Small) was represented by at least 58% of its districts. This is represented in Figure 3 below. In total, districts representing 77% of the student population participated in the study in some form.

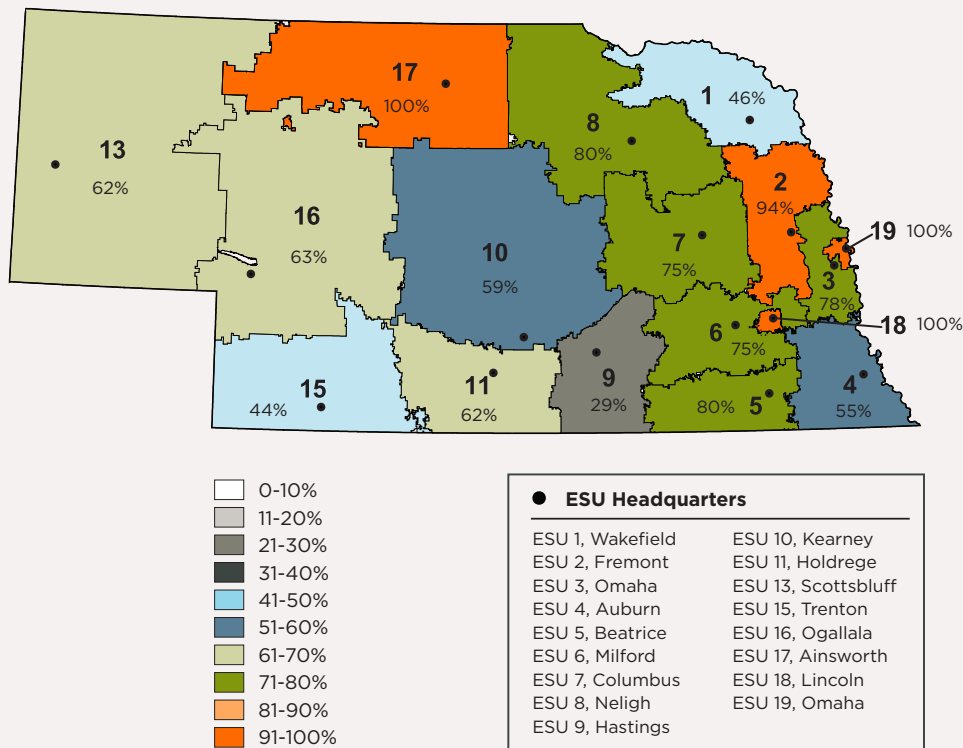
<sup>1</sup>When the study was conducted, there were 249 districts in Nebraska. As of July 1, 2014 there are 245 districts. The study will reference the 249 sample size; future recommendations plan for 245.

Figure 3: Response Rate by Size Classification



Each ESU was also well-represented in the survey responses. ESU 2 and ESU 17 were the most represented, as shown in Figure 4 below.

Figure 4: Response Rate by ESU



# STATE DATA SYSTEMS

## ACCOUNTABILITY REQUIREMENTS

The data collected by the state for accountability is driven by Federal and State legislation. Figure 5 shows the Federal, State and NDE reporting requirements and the systems developed to support these requirements.

Figure 5: Accountability Collections

Federal Level Requirements	State Level Requirements	NDE Requirements from Districts	Systems Developed to Support Requirements
EDEN/EDFacts CCD Fiscal CCD Nonfiscal CSPR CRDC	State of the Schools Report Data Report System NePAS Annual Financial Reports	NSSRS CDC AFR School Accreditation and Approval	NSSRS/eScholar CDC system AFR Online GMS Child Nutrition system Special Education ILCD NDE Teacher Cert. System NPERS

A new US Department of Education web site (<http://datainventory.ed.gov/>) describes all data reported to the Department of Education, with the exception of personnel and administrative data. It includes data collected as part of grant activities, along with statistical data collected to allow publication of valuable statistics about the state of education in this country. The ED Data Inventory includes descriptive information about each data collection, along with information on the specific data elements in individual collections.

The most significant Federal reporting requirements are as follows:

- **EDEN/EDFacts.** EDFacts is a U. S. Department of Education initiative to put performance data at the center of policy, management and budget decisions for all K-12 educational programs. EDFacts centralizes performance data supplied by K-12 state education agencies (SEAs) with other data assets, such as financial grant information, within the Department to enable better analysis and use in policy development, planning and management. (<http://www2.ed.gov/about/inits/ed/edfacts/index.html>)
- **CCD Fiscal.** The Common Core of Data (CCD) is a program of the U.S. Department of Education’s National Center for Education Statistics that annually collects fiscal and non-fiscal data about all public schools, public school districts and state education agencies in the United States. The data are supplied by state education agency officials and include information that describes schools and school districts, including name, address, and phone number; descriptive information about students and staff, including demographics; and fiscal data, including revenues. (<https://nces.ed.gov/ccd/index.asp>)

- **CCD Nonfiscal.** The primary purpose of the State Nonfiscal Survey Public Elementary/ Secondary Education Survey is: to provide basic information on public elementary and secondary school students and staff for each state, the District of Columbia, and the outlying territories with a U.S. relationship. State Education Agencies have one year to revise this data. Each year, we put out a revised file approximately one year after the original file is released. (<http://nces.ed.gov/ccd/stNfis.asp> )
- **CSPR.** The Consolidated State Performance Report (CSPR) is the required annual reporting tool for of each State, the District of Columbia, and Puerto Rico as authorized under Section 9303 of the Elementary and Secondary Education Act (ESEA), as amended. (<http://www2.ed.gov/admins/lead/account/consolidated/index.html> )
- **CRDC.** The Civil Rights Data Collection (CRDC) collects data on key education and civil rights issues in our nation’s public schools. CRDC collects a variety of information including, student enrollment and educational programs and services, disaggregated by race/ethnicity, sex, limited English proficiency and disability. CRDC used for administering and enforcing the civil rights statutes for which it is responsible. (<http://www2.ed.gov/about/offices/list/ocr/data.html> )

At the state level, the following Nebraska public reporting requirements are supported:

- **State of the Schools Report.** The State of the Schools Report, an annual report, provides information and data about Nebraska public schools and student performance. The report highlights the performance of students by district and school building in reading, mathematics, writing and science. The report summarizes Nebraska State Accountability (NeSA) test results by subpopulations of students. (<http://reportcard.education.ne.gov/> )
- **Data Reporting System.** The Data Reporting System (DRS) provides student achievement results for the state, school districts and individual school buildings. The DRS also displays federal accountability results, student characteristics data, early childhood education data, career education data, special population data, and education staff data in three main content areas, Quick Facts, Guided Inquiry, and Advanced Inquiry. (<http://drs.education.ne.gov/Pages/default.aspx> )
- **NePAS (Nebraska Performance Accountability System).** The State Board of Education and Nebraska Department of Education staff developed a state accountability system as required by state law 79-760.06 called Nebraska Performance Accountability Systems. In August 2012, the State Board of Education adopted NePAS, which is based on student scale scores within grades, buildings and districts. The system is intended to inform educators, parents, school board members, community members and policymakers about the learning progress of Nebraska schools and school districts. (<http://www.education.ne.gov/assessment/NePAS.html>)
- **Annual Financial Reports.** AFR data and other financial information is publically available for ESUs and school districts at <http://www.education.ne.gov/FOS/Index.html> .



In addition, NDE must respond to public data requests. Pursuant to the Nebraska public records laws, the Nebraska Department of Education (NDE) will provide access to or copies of NDE records upon written request, unless the records are specifically required to be kept confidential or the records are permitted to be kept confidential.

([http://www.education.ne.gov/nssrs/docs/Nebraska\\_Data\\_Policy\\_December\\_2010.pdf](http://www.education.ne.gov/nssrs/docs/Nebraska_Data_Policy_December_2010.pdf))

To satisfy these Federal and State accountability requirements, NDE requires districts to submit data annually for the following:

- **NSSRS.** The Nebraska Student and Staff Record System (NSSRS) is the Nebraska Department of Education's primary method of data collection from Nebraska public districts. Refer to NSSRS through the Years for details of how the system has evolved. Data collected via NSSRS will be used for state and federal reporting - including the State of the Schools Report (<http://reportcard.education.ne.gov>) and Data Reporting System (<http://drs.education.ne.gov>)
- **Consolidated Data Collection.** The Consolidated Data Collection (CDC) is a system designed to collect data for Federal and State reporting that is not collected through the Nebraska Student and Staff Record System (NSSRS). CDC is a data collection available on the NDE Portal. The NDE Portal is available via a link on the NDE homepage: [www.nde.state.ne.us](http://www.nde.state.ne.us) or by directly accessing the link: (<http://portal.nde.state.ne.us>)
- **Annual Financial Report (AFR Reporting).** District financial data and audit information is collected annually from school districts. In addition, district's narratives are submitted describing Limited English Proficiency Programs, Poverty Programs, and expenditures for ARRA Funds. The AFR Online system accepts the data submitted in standardized Excel spreadsheets. (<http://www.education.ne.gov/FOS/SchoolFinance/AFR/> )

## SYSTEMS TO SUPPORT ACCOUNTABILITY

To support the data collection and reporting cycle, NDE maintains the following systems

- **NSSRS / eScholar, included Student Unique Identifier.** The unique identification of students across time and location has been identified by the Data Quality Campaign and in the America COMPETES Act as a fundamental element of an effective Longitudinal Data System Without unique identification of students, any analysis of an individual's program participation, academic or related history becomes virtually impossible to undertake. (<http://www.escholar.com/documents/Selecting%20Uniq-ID%20Systems%20for%20Students%20-%20mb20090831.pdf>)
- **Consolidated Data Collection.** The Consolidated Data Collection (CDC) is a system designed to collect data for Federal and State reporting that is not collected through the Nebraska Student and Staff Record System (NSSRS). CDC is a data collection available on the NDE Portal. The NDE Portal is available via a link on the NDE homepage: [www.nde.state.ne.us](http://www.nde.state.ne.us) or by directly accessing the link: (<http://portal.nde.state.ne.us>)
- **AFR Online.** The AFR Online system accepts financial data submitted in standardized Excel spreadsheets by districts. AFR Online is available through the NDE Portal. (<http://www.education.ne.gov/FOS/SchoolFinance/AFR/> )
- **School Accreditation and Approval.** Accredited schools must comply with 92NAC 10, the rules and regulations which govern standards and procedures for the accreditation of all public schools and any nonpublic schools that request state accreditation. Districts/schools may also choose to be accredited by the AdvancED/North Central Association. Approved schools must comply with 92 NAC 14 the rules and regulations which govern standards and procedures for the approval and legal operation of all non-accredited nonpublic schools in the state. (<http://www.education.ne.gov/APAC/>)

## ADDITIONAL STATE SYSTEMS

Additional systems are maintained in areas where there is joint involvement of the state and districts:

- **Grants Management System (GMS).** The GMS is a web-based system used by the Department for processing various grants and plans. The system supports application submissions, amendments, and approval as well as the issuance of grant award notifications. The system also supports the processing of payments against grant awards through reimbursement requests. A majority of grants continue to be placed on the GMS which has become the principal method for processing Department issued grants. (<http://www.education.ne.gov/gms2/index.html> )
- **Child Nutrition System.** The Child Nutrition System administers the National School Lunch Program (NSLP) - a federally assisted meal program. Based upon income eligibility guidelines, children at participating schools are eligible for free or reduced price lunches. (<http://www.education.ne.gov/ns/index.html> )
- **Special Education (ILCD).** The Improving Learning for Children with Disabilities (ILCD) process has the following objectives: 1. to identify gaps between current results and desired outcomes; 2. to facilitate the development of improvement strategies at the district level; 3. to document the implementation of federal and state laws and regulations; and 4. to document positive outcomes for children with disabilities. It is a partnership between the NDE Special Education Office and Nebraska's School Districts to gather data, analyze results, identify gaps with both Part B and Part C services, rate district performance, stimulate the development of improvement strategies, and develop and implement improvement strategies for the district. The ILCD process relies on multiple sources of data (including, but not limited to: parent/staff surveys, functional outcomes, graduation rates, drop-out rates, student file reviews, performance of students with disabilities on state-wide and local assessments) to gauge the effectiveness of special education supports and services for children and youth with disabilities. The ILCD system that displays district data around eight Inquiries including self-assessment ratings by the districts. (<http://www.education.ne.gov/SPED/index.html> )
- **Nebraska Department of Education Teacher Certification System.** The Nebraska Department of Education defines the requirements and offers Teaching, Administrative, and Special Services certificates/permits. NDE also approves Teacher Preparation Programs. A web site is maintained to assist current and aspiring educators. The Teacher Certification System allows teachers to apply, renew, or update their certification online. (<http://www.education.ne.gov/tcert/index.html> )
- **Nebraska Public Employees Retirement System (NPERS).** The Nebraska Public Employees Retirement Systems (NPERS), under the direction of the Public Employees Retirement Board (PERB), administers several statewide retirement systems and one deferred compensation plan for the State of Nebraska. All five mandatory retirement plans are governmental plans as defined under Internal Revenue Code § 414(d) and 29 U.S.C. § 1002(32) [i.e. ERISA § 3(32)]. The voluntary Deferred Compensation Plan (DCP) is instituted under IRC § 457(b). NPERS carries out its mission from one location in Lincoln, Nebraska. The five mandatory plans NPERS administers are for State, County, School, Judges and Patrol employees. The voluntary Deferred Compensation Plan is administered primarily for State, Judges, and State Patrol employees, however County employees are eligible to participate if their county does not offer a voluntary plan. (<http://npers.ne.gov/SelfService/> )

NDE is developing a new **Statewide Longitudinal Data System (SLDS (P-20))** to support the long term reporting and analytics needs of both NDE and the districts. “Better decisions require better information” is the principle that lies at the heart of the Statewide Longitudinal Data Systems (SLDS) Grant Program. Through grants and a growing range of services and resources, the program has helped propel the successful design, development, implementation, and expansion of K12 and P-20W (early learning through the workforce) longitudinal data systems. The Ed-Fi data standard and set of Ed-Fi technologies are available from the Ed-Fi Alliance ([www.ed-fi.org](http://www.ed-fi.org)) without licensing fees. Nebraska is piloting an Ed-Fi transactional operational data store that directly receives data from the SIS. Data from the ODS is used to populate a longitudinal data warehouse and a set of student performance dashboards for teachers and school administrators. (<http://nces.ed.gov/programs/slids/>)  
See Nebraska SLDS Grant:




([http://www.education.ne.gov/DataServices/PDF/Statewide\\_Longitudinal\\_Data\\_Systems.pdf](http://www.education.ne.gov/DataServices/PDF/Statewide_Longitudinal_Data_Systems.pdf))

## DISTRICT DATA SYSTEMS

### Types of Systems

The study identified three types of systems: Teaching and Learning systems, Administrative systems, and Back Office systems. These are presented in Figure 6 below. A chief distinction among the groups is the primary user. Teaching and Learning systems are tools that inform the daily efforts of teachers including: planning lessons, delivering content, assessing students’ understanding, differentiating instruction, and reflecting on data to inform decisions. Administrative systems are geared to school leaders – principals and specialists – to manage the operations of schools and student information. Back Office systems are those systems used primarily by district administrative personnel responsible for financial information, human resources, and procurement. A complete description of each system is available in Appendix C.

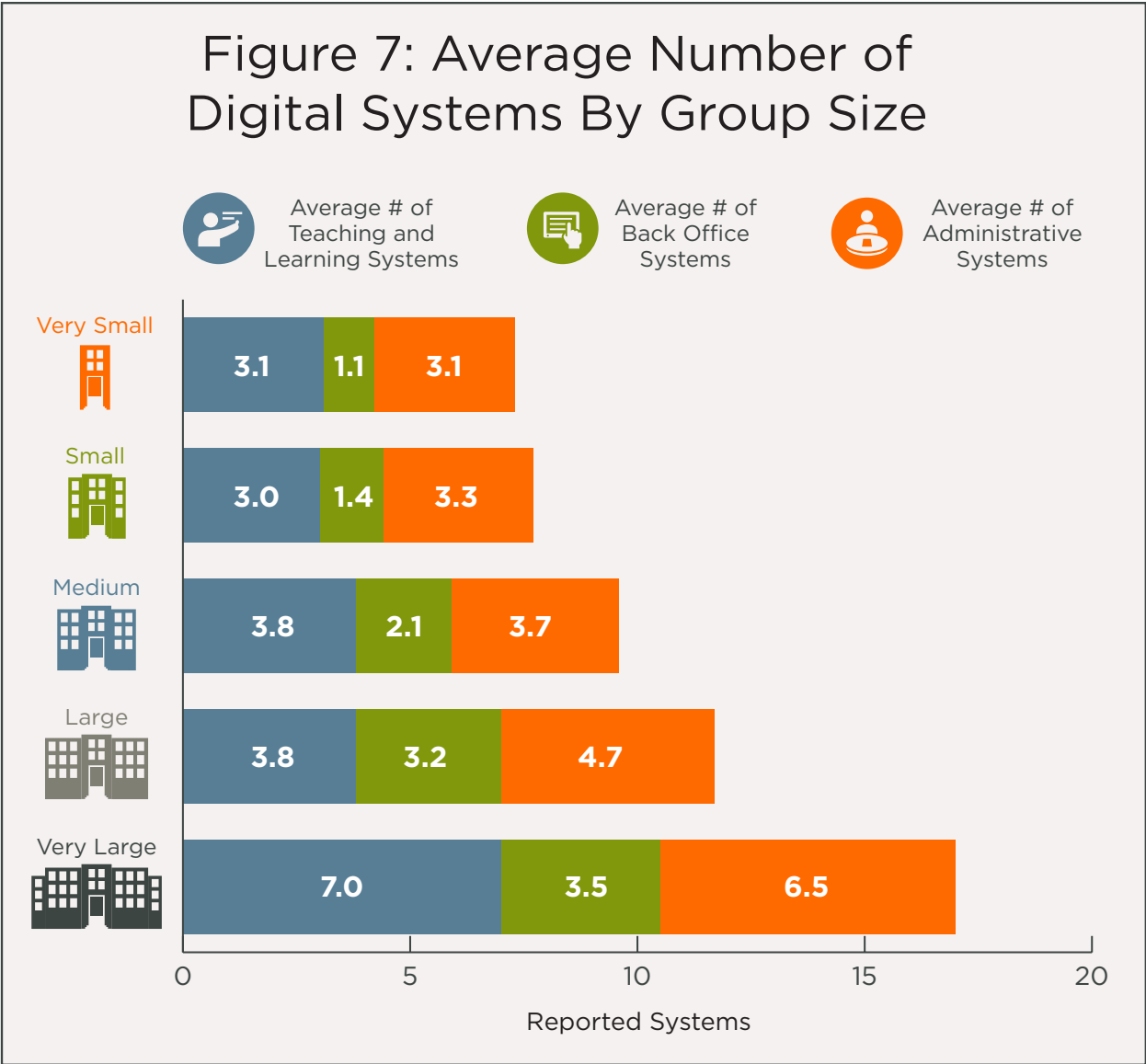
Figure 6: Education Data Systems

 <b>Teaching and Learning Systems</b>	 <b>Administrative Systems</b>	 <b>Back Office Systems</b>
<ul style="list-style-type: none"> <li>• Data Management</li> <li>• Student Centric Assessment Tool</li> <li>• Learning Management System – Teacher centric</li> <li>• Professional Development</li> <li>• Educator Evaluation</li> <li>• Content Management</li> <li>• Progress Monitoring/ Response to Intervention System</li> <li>• Credit Recovery</li> <li>• Career Readiness</li> </ul>	<ul style="list-style-type: none"> <li>• Student Information System</li> <li>• Test Analysis</li> <li>• Transportation</li> <li>• Nutrition Management</li> <li>• IEP Management</li> <li>• Guidance and Counseling</li> <li>• Library Management</li> </ul>	<ul style="list-style-type: none"> <li>• Finance System</li> <li>• Human Resource System</li> <li>• Procurement</li> <li>• Substitute Management</li> </ul>

# FINDINGS


## AVAILABILITY OF SYSTEMS

Districts reported an average of 8.4 digital systems out of a possible 20 identified, as shown in Figure 7 below. The average number of systems declined with each size grouping. Very Large districts reported an average of 17 digital systems; Very Small districts reported an average of 7.3 digital systems.



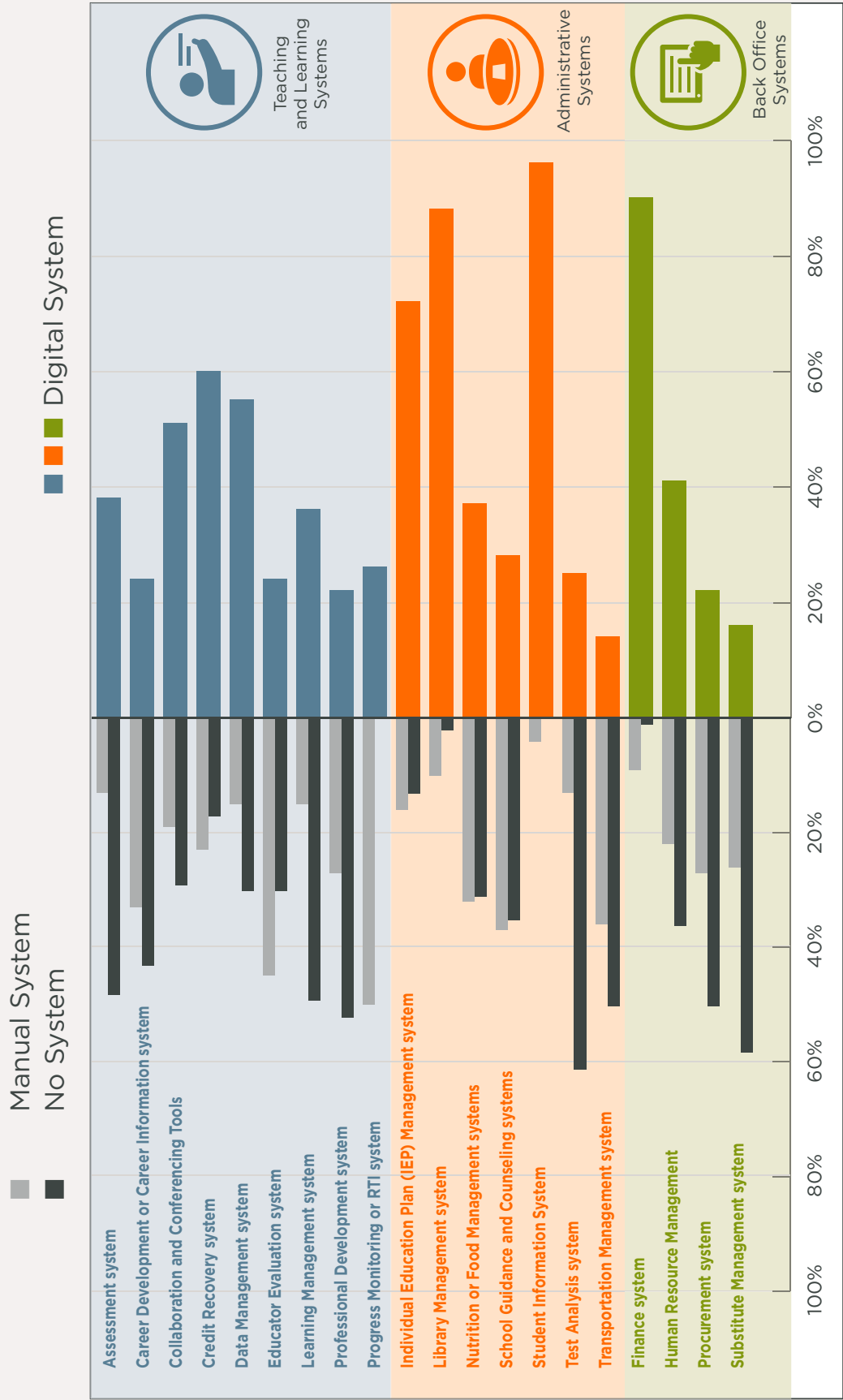
By system type, nearly all districts reported the presence of administrative and back office tools. Nearly all of the districts reported having a digital Student Information System, Finance system, and Library Management System.

The ESUs surveyed generally have more uniform availability of systems, as shown below in Figure 8.



The districts reported a general lack of tools and therefore significant manual effort in the Teaching and Learning category. The processes districts most frequently report performing manually are Progress Monitoring (RTI), Educator Evaluation, and Transportation. Over half of districts reported having no system, even for manually collecting and distributing data, for Test Analysis, Substitute Management, and Professional Development. Figure 9 depicts the system availability for each type of system for the surveyed districts.

# Figure 9: System Availability



Percent of Districts With Digital Systems

Percent of Districts Without Digital Systems

Participants in the Teaching and Learning Systems focus group described the manual effort often involved in gathering and distributing information related to successful implementations of key initiatives. This manual effort may be that one (or more) school leader gathers information on formative test results and distributes to teachers in paper format. It can also be that teachers are tracking and gathering student information on their own. Participants described challenges in these cases because data is not connected to other key systems, nor can it be easily analyzed against comparable benchmarks or cohorts of students.

**“We do not have a comprehensive tracking system. Administrators provide some information to staff in electronic and paper form, but we have many assessment systems with no great way to tie them together. Some staff members just use paper and pencil.” – District Leader, Teaching and Learning Focus Group**

A particular group of systems is relevant to NDE’s upcoming priorities: blended learning, implementing teacher/principal evaluation, and using data to support a cycle of continuous improvement. Digital systems may support the implementation of these objectives in so far as the systems are integrated with other key systems, usable, and save time for those responsible for the organization of new initiatives.

Figure 10: Alignment of NDE Initiatives to Supporting Systems

NDE Initiatives	System(s)
Blended Learning	Learning Management System
Teacher/Principal Evaluation	Educator Evaluation System, Professional Development
Data-driven education intelligence systems for continuous improvement	Data Management System, Assessment System, Test Analysis, Progress Monitoring System

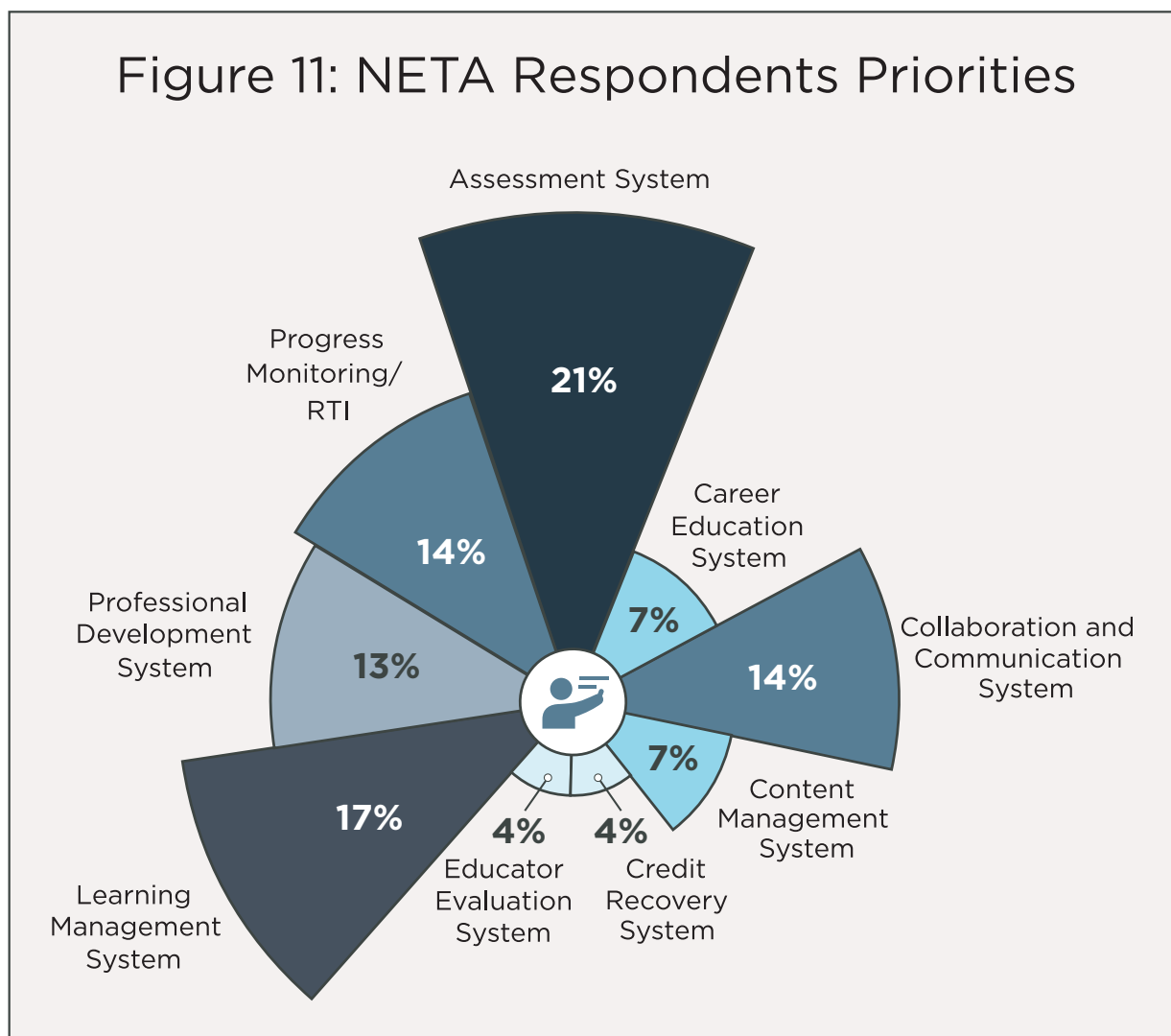
The systems that may support NDE’s priorities are sparsely present in districts. The Data Management System is the most ubiquitous of this group, but according to the focus group participants, the student information system is often performing some of the functions of a data management system.

**“I challenge anyone to say they are ready for all of what is coming next.”  
– District Leader, Teaching and Learning Focus Group**

**“I know the important things will be the new initiatives – like linking teacher data to student data – and we haven’t found a way to do this.” – District Leader, Back Office Focus Group**

## NETA TEACHING AND LEARNING RESPONSES

Researchers invited members of the Nebraska Education Technology Association (NETA) to participate in a survey of Teaching and Learning system availability and importance. The complete survey is available in Appendix E. Two hundred forty four educators responded to the survey, representing the district size groupings fairly evenly. The survey asked educators to list the top three most important Teaching and Learning systems. Figure 11 shows the frequency in which a particular system was listed in the top three systems by NETA participants.



## SYSTEM NEED

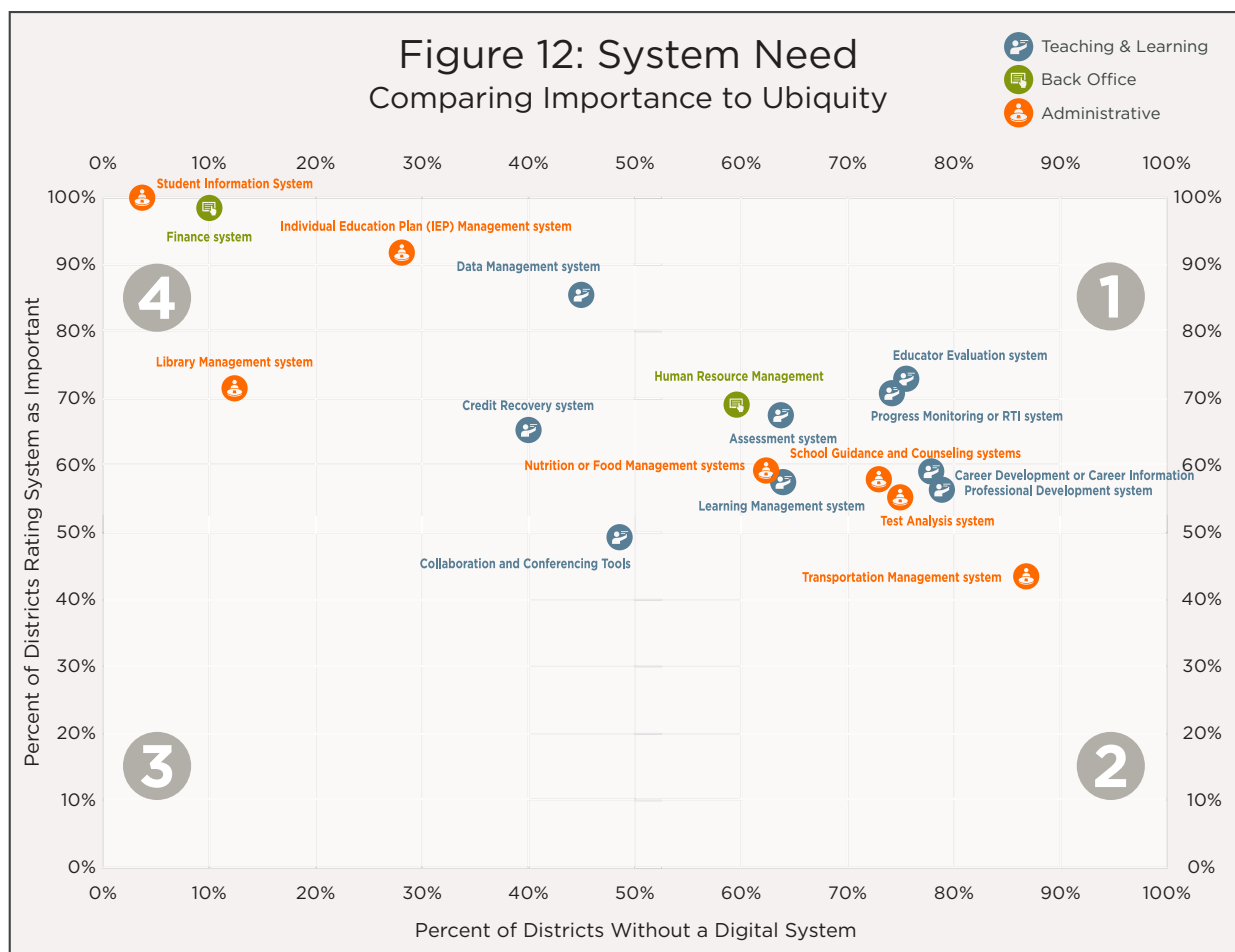
The larger survey asked district leaders to identify if their districts currently employ a digital system to perform the functions as described. Each district was then asked about the systems' importance. The systems that are most ubiquitous in the state (student information systems, finance systems) were most frequently rated as important. Certainly these are valuable to districts, but combining the absence of a system with its perceived importance may more accurately reflect districts' need for systems. Digital Teaching and Learning systems were frequently unavailable yet rated as highly important by district leaders.



The quadrant in Figure 12 illustrates the concept of system need. The vertical axis shows the percent of districts rating the system as highly important (the top two ratings for importance combined). The horizontal axis shows the percent of districts that do not currently have a digital system available.

Therefore, the quadrants represent the following:

- Quadrant 1: Highly Important, Not Readily Available (Most Need)
- Quadrant 2: Less Important, Not Readily Available
- Quadrant 3: Less Important, Less Available
- Quadrant 4: Highly Important, Highly Available



The systems that are clustered in Quadrant 1 are both unavailable and important. Teaching and Learning Systems are most likely to appear in this category. The systems in Quadrant 4 are highly important to districts but it is safe to assume they have already purchased these systems. The transportation management system is alone in Quadrant 3; in focus groups district participants confirmed that is was only a priority when logistically necessary. Collaboration and Conferencing Tools were alone in Quadrant 2. This is likely because few systems were considered entirely unimportant by districts.

The focus group participants elaborated on the capacity-building opportunity for each quadrant. For example, NDE may build capacity by systems in Quadrant 4 (likely already in place by districts) by negotiating lower costs if possible. For systems in Quadrant 1, NDE may consider selecting new systems to fill the need and setting standards for cost and integration to the NEDS.

## STUDENT INFORMATION SYSTEMS

Overall, the respondents reported satisfaction with student information systems. The relatively lower satisfaction rates for flexibility and training suggest that districts feel locked in to their options of vendors for the SIS. The participants in the focus group on Administrative Systems revealed that the bulk of transition cost to a new SIS vendor is related to training users on the new system. Study participants named the training effort (along with data transferability and flexibility to accommodate necessary customizations) as a deterrent to switching systems even when dissatisfied. Small and Very Small districts reported feeling dissatisfied more often on all factors than their larger counterparts, but were still satisfied overall with their student information systems.

Figure 13 shows the top four SIS vendors cover over 95% of the state's students.

Figure 13: Student Information System Vendors

Name	Vendor	Districts	Dist %	13-14 PK-12 Membership	Student %
Infinite Campus	Infinite Campus	33	13.25%	119,340	38.82%
Powerschool	Pearson	165	66.27%	114,452	37.23%
EduPoint	Synergy	1	0.40%	37,879	12.32%
SIMS	ESU3	7	2.81%	23,685	7.70%
Schoolmaster	Tyler Technologies	16	6.43%	4,794	1.56%
GoEdustar	Harris School Solutions	12	4.82%	3,693	1.20%
Sycamore Education	Sycamore Leaf Solutions	6	2.41%	1,275	0.41%
Administrator's Plus	Rediker Software	3	1.20%	1,121	0.36%
JMC	JMC Inc	3	1.20%	855	0.28%
Other	Other	3	1.20%	304	0.10%
TOTALS		249		307,398	

The SIS is the single most important application for districts, supporting the day-to-day operation of schools. In addition because the SIS is the system of record for much of the student data, it also represent the single most important source for the state's data system. Four issues were identified with the respect to the SIS:

- Districts may not be receiving the best pricing for their SIS
- SIS pricing is generally not equitable across districts of different sizes
- Support (implementation services, training, help desk) is not consistent across different districts and vendors
- The willingness and capability of the SIS vendors to connect into the state's infrastructure varies

## SYSTEM COST AND ACCOUNTABILITY BURDEN

Superintendents responding to the survey offered a high-level estimate of IT system cost. District bookkeepers provided more detailed financial information in the individual financial interviews. Their responses demonstrated relative consistency in percent of total district budget spent on Information Technology (between 2% and 3%) and an average overall per student cost of nearly \$250/student for total systems.

Although this study does not focus on the cost of networking, hardware, and other infrastructure, it is worth noting that districts reported paying for such activities through local bond issue and not the general district budget. It is also relevant to the upcoming blended learning initiative that districts are concerned about the cost related to reducing ratios of students to devices and replacing devices more frequently.

The survey also asked superintendents for an estimate of full-time employees (FTE) devoted to the effort of submitting accountability data. The survey respondents reported an average of six FTEs per district devoted to system and data management. The financial interviewees were more exact in their estimates of employee time for the state accountability submissions alone. Figure 14 reports the FTE count appropriate for district size grouping. If each of these employees costs an average of \$50,000 per year (salary, benefits, and other allocated expenses), then the accountability submission represents time worth over \$22 million per year.

Figure 14: FTE Cost of Accountability Submission

District Size	Reported FTE for Accountability Submission	Cost @ \$50,000 each per year
Very Small	1 FTE/District for 83 Districts	
Small	1 FTE /District for 96 Districts	
Medium	3 FTE/District for 52 Districts	
Large	6 FTE/District for 15 Districts	
Very Large	10 FTE/District for 3 Districts	
Total District Cost		\$22,750,000 per year
NDE Cost		\$2,500,000 per year

Beyond quantifying the value of their employees' time, focus group participants and financial interviewees discussed the burden of state accountability reporting in more depth. District leaders generally believe in the need for state-level data collection, but reported feeling frustrated about the return on their time investment. Participants frequently told researchers that the type of information sent to the districts was irrelevant to student learning, or that reports came back too late to impact instruction.

**“The state should be there to assist districts in achieving their missions locally. Of course this will include regulation and accountability. But these reports are cumbersome and time-consuming, and ultimately they do not impact student learning. The purpose of data is to get it to the classroom level to change instruction and differentiate, but these reports don’t do that.” – District Leader, Back Office Focus Group**

## LIKELIHOOD OF PARTICIPATING

The overwhelming response by the survey respondents was that they were likely to join systems. The virtual focus group attendees discussed in more detail the “right conditions” for participation in these systems. Participants identified cost (and financial support from the state) as a key factor. In many cases participants reported being more likely to join a system that they do not currently have in their district, rather than switching vendors from an existing system. This is particularly relevant to those systems that will support NDE’s upcoming priorities (blended learning, teacher/principal evaluation, education intelligence). District leaders also told researchers that interoperability and data transferability would be ideal for joining a new system or cooperative purchasing agreement.

The focus group participants discussed the student information system separately from the others perhaps because of the large effort involved in implementing a new system. Participants were reticent to consider switching student information systems as they recalled either recent effort to implement a new system or the long history of customizations needed to make the system function appropriately for their districts. Study participants did, however, nearly universally support connecting the student information system to data collections.

**“I think school districts are excited about the prospect of working together to strengthen the state as a whole.” – District Leader, Teaching and Learning Focus Group**

## DATA USE PERCEPTIONS

The survey asked district leaders their opinion on the importance of data use to state and local strategic initiatives. Researchers derived the questions from meetings with NDE and district stakeholders on their current initiatives and the highlights of the 2014 NDE State Data Conference. These initiatives include: implementing a teacher effectiveness framework, improving special education services, measuring student perceptual information, measuring the post-secondary outcomes of Nebraska students, measuring the success of early childhood providers, and strengthening credential-based career education in Nebraska. Respondents from all district groupings rated the use of data as highly important to achieve success in these areas.

**“We use data for multiple things, but it is most effective when it is centered on student learning.” – District Leader, Teaching and Learning Focus Group**

The focus group participants agreed that data use will be integral to achieving their local goals and improving student outcomes in Nebraska. They imagine that an integrated, efficient instructional improvement system could overcome any lasting resistance to data use, which is largely related to a lack of time, training, and support. In fact, districts perceive their investment –both time and money – in producing and sustaining custom applications as proof that there is unmet demand for systems that will ease the burden of data use on those that need it most.

**“Data availability has come so far that we’re swimming in it. But we can’t get it to do what we need with simplicity. We’re playing catch up to what’s possible.”**  
**- District Leader, Back Office Focus Group**

## SURVEY AND FOCUS GROUP CONCLUSIONS

The focus group participants discussed strategies for building capacity of the districts to meet the needs of all students. They agree that NDE and the ESUs are best suited to work together to scale innovation and systems to all districts. The strategies and priorities the participants identified are below.

### **1. The districts overwhelmingly support automating accountability submissions.**

If the student information system could connect to a system that would validate the submission to the state from existing systems, limiting the redundancy and effort in data collection, the districts could redirect that effort toward the continuous improvement of student outcomes. This fits well with a vision of the state education agency as a contributor to core functions, while letting districts direct efforts to innovation.

### **2. The districts agree that the ecosystem will better support students and teachers if the systems are interoperable.**

These will eliminate the redundancies in data and logistical information. The districts have immediate needs for interoperability, including: connecting the student information systems to those systems that analyze assessment results and special education systems. They would also like human resource systems to be connected to the new educator evaluation frameworks and professional development systems. The need for interoperability will only increase as new systems are introduced into the ecosystem.

### **3. The districts would like to leverage collective purchasing agreements when possible to lower costs of new or existing systems.**

Those systems in particular are the student information system library management systems, substitute management, and transportation management. However, the effort associated with transitioning systems is an obstacle to participation for districts.

### **4. The districts are looking for particular guidance and assistance from the state for purchasing new technology systems that will support strategic priorities.**

The systems for blended learning, teacher and principal evaluations, and education intelligence are particularly relevant. Districts want access to secure and private data warehouses with an education intelligence reporting layer for longitudinal outcome analysis. They would also like a comprehensive dashboard tool that serves as a one-stop-shop for student information relevant to the daily needs of teachers (differentiating for personalized learning and reflecting on practice). They are interested in connecting data from early childhood services to K12 classroom teachers. To support upcoming data cadre initiatives to include student perceptual information and school climate data, districts will need delivery and display systems that do not add to the burden of manually implementing new initiatives.

In fact, all of the above will only be possible for districts if they have access to efficient and effective systems, and re-direct their time and money away from accountability submissions and to continuously improving teaching and learning instead. The state should lead this effort by setting expectations of technology vendors interested in providing the above system to Nebraska districts. NDE will set expectations for operating on the Nebraska standards for interoperability, security, and privacy. The systems should be cost-effective, particularly with a group purchasing agreement negotiated by NDE and the ESUs.

## **ESU DATA SYSTEMS**

Nebraska's 16 Education Service Units are chartered by Title 92 Chapter 84 to support the school districts as follows:

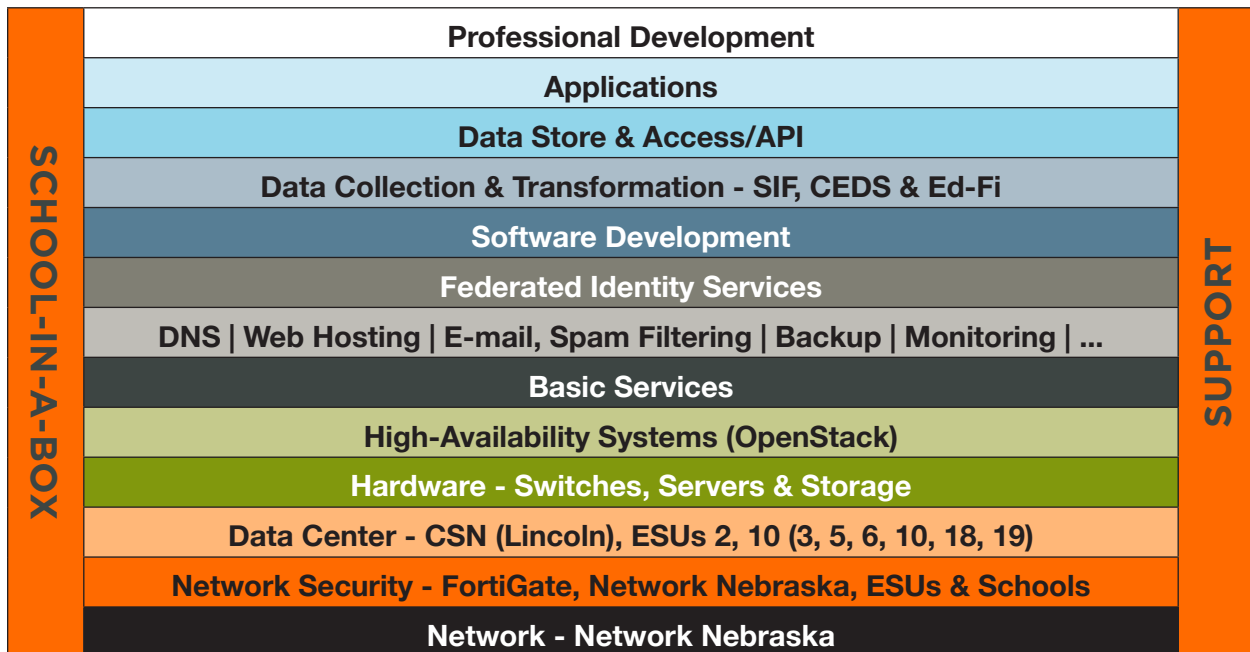
- Act primarily as service agencies in providing core services and services identified and requested by member school districts;
- Provide for economy, efficiency, and cost-effectiveness in the cooperative delivery of educational services;
- Provide educational services through leadership, research, and development in elementary and secondary education;
- Act in a cooperative and supportive role with the State Department of Education and school districts in development and implementation of long-range plans, strategies, and goals for the enhancement of educational opportunities in elementary and secondary education; and
- Serve, when appropriate and as funds become available, as a repository, clearinghouse, and administrator of federal, state, and private funds on behalf of school districts which choose to participate in special programs, projects, or grants in order to enhance the quality of education in Nebraska schools.

The ESUs are funded through state allocations and by providing paid services to districts. Two percent of this funding supports the ESU Coordinating Council (ESUCC).

The ESUs provide the statewide network infrastructure through Network Nebraska and support many districts with shared data centers, and basic software infrastructure (directory services, Domain Name System, email, web hosting, etc.). ESUCC is piloting a federated identity and single sign-on (SSO) capability.

The ESUCC has stated a long term vision to “provide an enterprise-grade, efficient and economical technology platform through which applications and services are delivered to improve school performance and learner outcomes.” This means expanding their service offerings to support a full range of data system offerings and services, as in Figure 15 below.

Figure 15: ESU Service Offerings



## ASSESSMENT OF CURRENT EDUCATION DATA SYSTEMS

The Nebraska Education Data Systems were assessed along the following criteria:

- Adequacy for reporting
- Level of integration
- Adequacy of staff
- Adequacy to support instructional improvement initiatives
- Performance on Data Quality Campaign’s 10 Essential Elements for Effective Data Use

### ADEQUACY FOR REPORTING

The current state systems meet the statutory requirements for Federal and State reporting. However, the accountability focus has limited the data provided for legislative and public access to accountability data and assessment scores. There are other areas of interest to the teachers, parents, community leaders and legislators that could be addressed if a broader data set existed across all districts.

The annual timelines for accountability reporting limits the timeliness of the data to support meaningful decision-making during the school year. The lack of timeliness and limited scope of the data collections has made the state reporting of little use to districts to inform instructional improvement.

Financial information in the AFR is reported in account summaries based upon the state-defined accounting system. This system is at too high of a level of granularity to easily provide data for public or legislative consumption that answers meaningful questions about whether the dollars are resulting in meaningful instructional improvement.

## LEVEL OF INTEGRATION

The current structure of data systems provides no integration of data systems between districts. The exception to this is where a specific vendor that happens to be selected by multiple districts provides a level of integration (e.g., for transcript transfer).

Within a district, the data systems are not well integrated because of poor inter-vendor integration. There are a few noteworthy exceptions, as follows:

- The large districts have sufficient staff to build and sustain integrations between systems and to bring data from different systems into database and warehouses for reporting and analytics
- Single vendor suites typically integrate their own modules within a suite

The NDE Portal provides common access to state systems for users. In addition, the front end data collection systems are integrated with backend data reporting systems.

The districts' Student Information System generates most of the data required for the NSSRS data collections. Most of the data required by the CDC is a manual entry of computed data.

## ADEQUACY OF STAFF

The medium to very large districts have adequate in size and capability staff to host, customize, maintain, and sustain their data systems. However, even there, there are many worthwhile projects that remain on the back burner. The small and very small districts however do not have the necessary Information Technology (IT) staff to field and maintain a robust set of education applications.

The small districts are often assisted by ESU IT staff. The ESU network also allows smaller districts to effectively pool resources for common software systems. However the capabilities and services provided by the ESUs are not uniform across the state. Moreover the ESUs are currently not staffed to support their larger support vision.

The NDE staff is adequate to support today's systems, but is not sufficient to support future systems. As the state's role changes to be a more active collaborator in instructional improvement systems, the NDE staff will need to expand and add capacity and capabilities and also add more leadership positions. A K-12 CIO has served as a critical success factor for the coordination of education data and technology in other states, and Nebraska would do well to follow suit.

## ADEQUACY TO SUPPORT INSTRUCTIONAL IMPROVEMENT INITIATIVES

The state's Instructional improvement initiatives include the following:

- **Blended Learning** to implement instructional and content technologies to enhance teaching and learning to improve outcomes for students of all ages. It is promoted by education research as one of the most promising innovations to access and develop content for the face-to-face classroom, for distance learning, and for student learning outside of the classroom and the normal school day.
- **Teacher Evaluation** for principals and teachers based upon multiple components of performance including a teacher-generated goal related to student performance growth.



- **Career Readiness** by incorporating appropriate curriculum and programs to bring greater relevance and value to every student’s school experience, by providing opportunities for students to become aware of career choice throughout their education, and by helping students understand the relationship between today’s educational choices and tomorrow’s career potential.
- **Education Intelligence** to provide a statewide resource for districts to gather data from multiple sources, unify it into a single longitudinal data store, provide visualizations to understand the data, to apply analytics to understand correlations and trends, draw conclusions as to what the data shows and arrive at appropriate sustainable responses to the data.

The current systems do not meet the needs of these initiatives. The state needs new education data systems to include the following:

- Instructional improvement systems that include learning management, assessment creation and management, and learning content management
- A comprehensive data system that longitudinally links student performance over the years; links teachers and programs to students; and links early childhood, and postsecondary and workforce data with K-12
- Application(s) of teacher performance rating, observation, and surveys.

While current state data systems do not provide timely access to relevant and accurate data to meet various needs, recent initiatives are aimed at closing that gap, as follows:

- The Ed-Fi dashboards target providing information for teachers in public schools about student achievement in their classrooms
- The unified Ed-Fi data warehouse will provide a platform for objective research regarding educational practices, data for policy formation and review, and accountability to the public regarding the performance of the public schools.

## **COSTS OF THE CURRENT EDUCATION DATA SYSTEMS**

Historically, the education data collection systems in Nebraska have been built using federal resources. Much of the ongoing support and maintenance of the systems remains federally funded as well.

The most recent federal investment was provided by a \$4.3 million Statewide Longitudinal Data Systems grant from the US Department of Education. The resources are supporting the creation of a data dashboard tool for teacher and administrators in school districts to access secure and appropriate data to support decisions in the classroom. As part of the implementation, an opportunity to restructure the data systems, warehousing, and collection approaches, using open source resources, provide a significant opportunity to eliminate ongoing license fees and increase the efficiency, effectiveness, and timeliness of the data collection.

Outside of Federally-funded investments, Nebraska spends an estimated annual \$100 million for technology, software systems, and accountability data submission, as follows:

- Based upon the district surveys, Nebraska districts spend roughly \$74.7 million per year on IT and systems.
- An estimated 455 FTEs are involved in the current data collection process at districts, representing an annual cost of \$22.75 million
- NDE spends \$2.5M per year on licensing, IT personnel and help desk supporting the accountability submissions.

## CURRENT PERFORMANCE ON DQC'S 10 ESSENTIAL ELEMENTS FOR EFFECTIVE DATA USE

The Data Quality Campaign (DQC) is a nonprofit and nonpartisan national advocacy group founded in 2005. They now lead a partnership of nearly 100 organizations committed to realizing the vision of an education system in which all major stakeholders are empowered with high-quality data. Their “10 Essential Elements” are the follow-up to “10 State Actions” which together provide a roadmap for state policymakers to create a culture of continuous improvement through data use. States publicly report their progress each year.

In 2013 Nebraska demonstrated 3 of the 10 Essential Elements, as they did in 2011 and 2012. The DQC survey found Nebraska has succeeded in securely linking data between early childhood and K-12, establishing data governance structures, and offering data literacy training to teachers and principals to engage in continuous improvement. Other positive highlights include the funding committed in the state budget to sustaining a longitudinal data system.

Still, there is work to be done. The DQC roadmap to success suggests that Nebraska mature its data use in some of the following ways:

- Supporting the production of early warning systems
- Sharing teacher performance data with educator preparation programs
- Measuring teacher and principal effectiveness with components of student achievement and growth
- Providing parents of Nebraska children with access to their own children’s data
- Providing information to families about financial readiness for college choice (Data Quality Campaign, 2013).

# SUMMARY OF CURRENT DATA SYSTEM CHALLENGES

**Nebraska's education system is largely supported by district-centric data system implementations which have a large amount of variability from district to district.**

Within each district's data system, there is poor integration between applications from different vendors, creating silos which limit the use of data and result in inconsistencies. There are inequities in the capabilities of district data systems, particularly between large and small districts. Most districts do not have all of the education applications that they consider important, particularly those related to teaching and learning.

**The state's data system is focused on accountability and does not directly contribute to the core mission of teaching and learning at the districts.**

The accountability data collection process is expensive and burdensome for the districts, requiring an estimated 655,200 hours annually. The accountability process is also expensive for Student Information System vendors, a cost that they directly or indirectly pass onto districts.

**Staff data is spread across Human Resources and Student Information Systems at the district level and the Teacher Certification and Nebraska Public Employees Retirement system (NPERS) at the state level.**

The school staff data collection from the Nebraska Student and Staff Record System (NSSRS) provides the state minimal information on staff demographics, experience, education, and position assignment information. This information is not adequate to address current and future requirements for more in-depth teacher data or to link teachers to student performance and success data. This data should also support the entire continuum of professional learning, from high-quality teacher preparation programs to professional development related to student needs.

**Nebraska's network of Educational Service Units (ESUs), the ESU Coordinating Council (ESUCC), and Network Nebraska are all contributing to improving the capabilities and the efficiencies of the data systems for the districts.**

However, the capabilities and support provided by the ESUs varies across the state. Additional capacity is needed.

**Nebraska's data systems across the districts, ESUs, and NDE are not adequate to support the current education initiatives that include Blended Education, Teacher Evaluation, Education Intelligence, and Career Readiness.**

Most districts do not have access to the tools to support instructional improvement, teacher evaluation, or data analytics.

# FUTURE VISION

The Nebraska State Board of Education reaffirmed an overarching set of three major goals in June 2014 as follows.

## **Goal 1: Improve Achievement Outcomes for All Students**

- 1) Continue to develop longitudinal data system including implementing data analysis and retrieval tools such as the data reporting system, data dashboards, and integrated systems supporting data based decision making at a state and local level
- 2) Support teacher/principal evaluation pilot implementations and support partners in efforts to implement instructional models
- 3) Build a system to measure progress toward reducing achievement gaps and promote data that focuses on achievement outcomes for all educational levels in Nebraska
- 4) Improve graduation rates across all districts and all subgroups
- 5) Explore use of nationally recognized assessment for career and college readiness for all Nebraska high school students
- 6) Lead the coordination of early education opportunities to expand the availability of quality public preschools

## **Goal 2: Improve and Support State and Local Accountability**

- 1) Implement a “next generation” accountability system under the provisions of LB 438
- 2) Continue to organize investment in accountability and intervention system
- 3) Invest in an integrated data and reporting system
- 4) Develop a professional development system that increases capacity for school district improvement and school building intervention
- 5) Initiate a process for regular policy forums by the Board across the state

## **Goal 3: Improve Communication and Collaboration with Policy Partners**

- 1) Develop and implement a communication plan designed to engage policy partners on a regular basis
- 2) Work closely with Legislators and the Governor as well as other state and local level leaders to determine key system investments

Develop a plan with policy partners that contributes to a vision for Pre-K through post-secondary education in Nebraska

Achieving these objectives is a multi-year initiative that will require broad participation across the districts, ESUs and NDE.

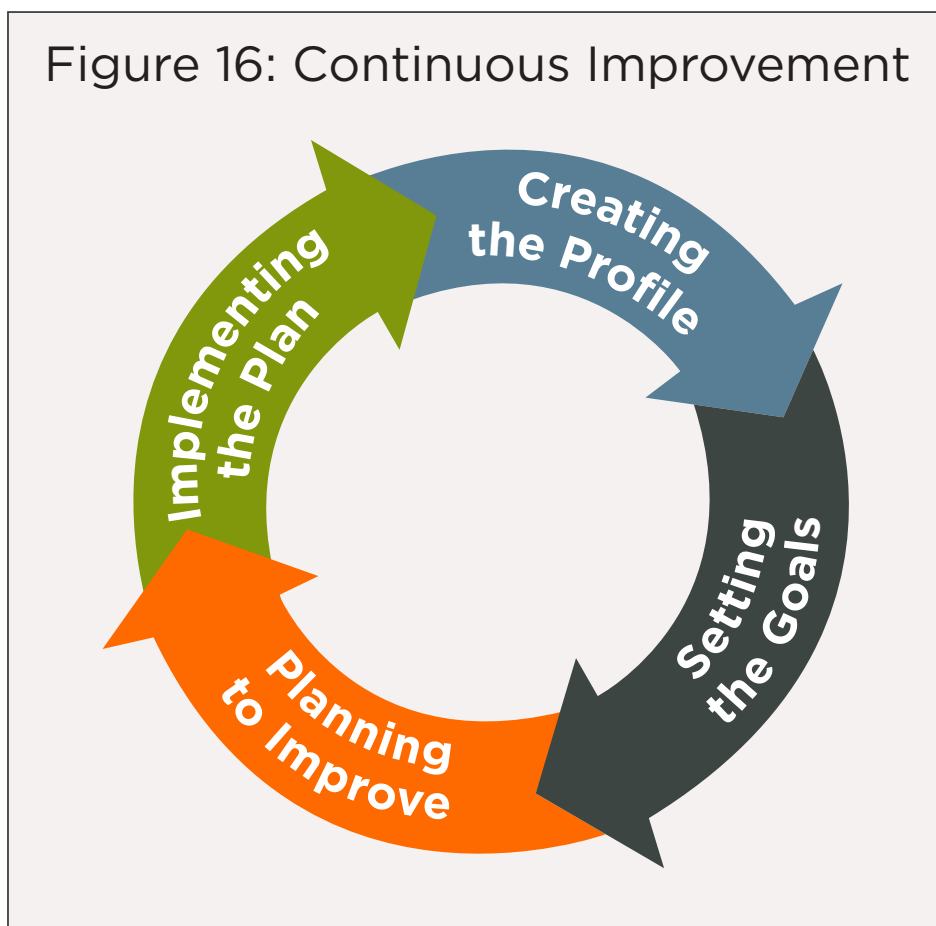
## **Nebraska is committed to a process of continuous education improvement**

The “system” of education is a complex undertaking – there is no “silver bullet,” be it policy, curriculum, technique, or method - that will guarantee the academic performance of every student, at every school. Improvement requires experimentation and embracing continuously evolving best practices throughout the system of education, requiring the active involvement of all of Nebraska’s education leaders and professionals. Continuous improvement requires a sustainable culture and infrastructure supporting deliberate and managed change.

A white paper by The Carnegie Foundation for the Advancement of Teaching defines the continuous improvement cycle in a recent methodological study of educational organizations engaging in the process. First, “improvement” science differs from an “audit”; the latter is designed to find out what is actual whereas the former “describes how to reduce the gap between what is actual and what is possible.” The field of study itself is focused on the efforts to improve quality of “practice that have genuine consequences for people’s lives” in the day-to-day (Park, et.al 2013, 3). The Carnegie Study focused on education organizations implementing many different models of this, including “The Model for Improvement”, “Six Sigma”, “Results-Oriented-Cycle-of-Inquiry”, “Data Wise”, and the “Plan-Do-Study-Act Cycle”.

The Nebraska version of this is the NDE Continuous Improvement Process (CIP) Toolkit (shown in Figure 16 below). The CIP Toolkit:

- Builds on existing efforts to improve student achievement
- Encourages a continuous process
- Integrates activities and programs
- Incorporates researched practices (Effective Schools)
- Uses the rubric for school improvement developed by Nebraskans for Nebraskans
- Identifies strategies for targeting areas of low performance



Fostering continuous improvement requires data systems for benchmarking student, teacher, and organizational performance and measuring “improvements” at all levels. NDE’s CIP Toolkit’s first action is to create a profile of a student. The steps of profile creation alone are:

- Determine Data Sources
- Include Student Performance Data
- Include Demographic Data
- Consider Program Data
- Consider Perceptual Data
- Organize and Present Data
- Reflect On and Analyze Data
- Check the Profile for Recommended Components

Once educators at each level complete this step, they can put it to use improving the outcomes of the classroom, school, or district. The challenge is to get timely, understandable, and actionable data into the hands of those who can best use it.

The Carnegie Study of educational organizations found that data collection is critical for eventual improvement, but collecting data was a common challenge. Those that were particularly successful developed data systems to achieve the phase comparable to profile creation (above). They also built a culture of data-driven inquiry by investing heavily in data literacy among the educators (Park, et al 2013, 25).

The educators necessary for continuous improvement are a wide range of people. Different data is required for different stakeholders, at different levels of granularity and in different forms. Naturally, the teachers, school leaders, education specialists, counselors, and principals at the schools are the closest to the students and best suited to improve student performance and are in the greatest need for education data system support. However other stakeholders, such as parent, researchers, community service providers, administrators, and legislators must also be served. Figure 17 below illustrates the many uses and stakeholders of student data.

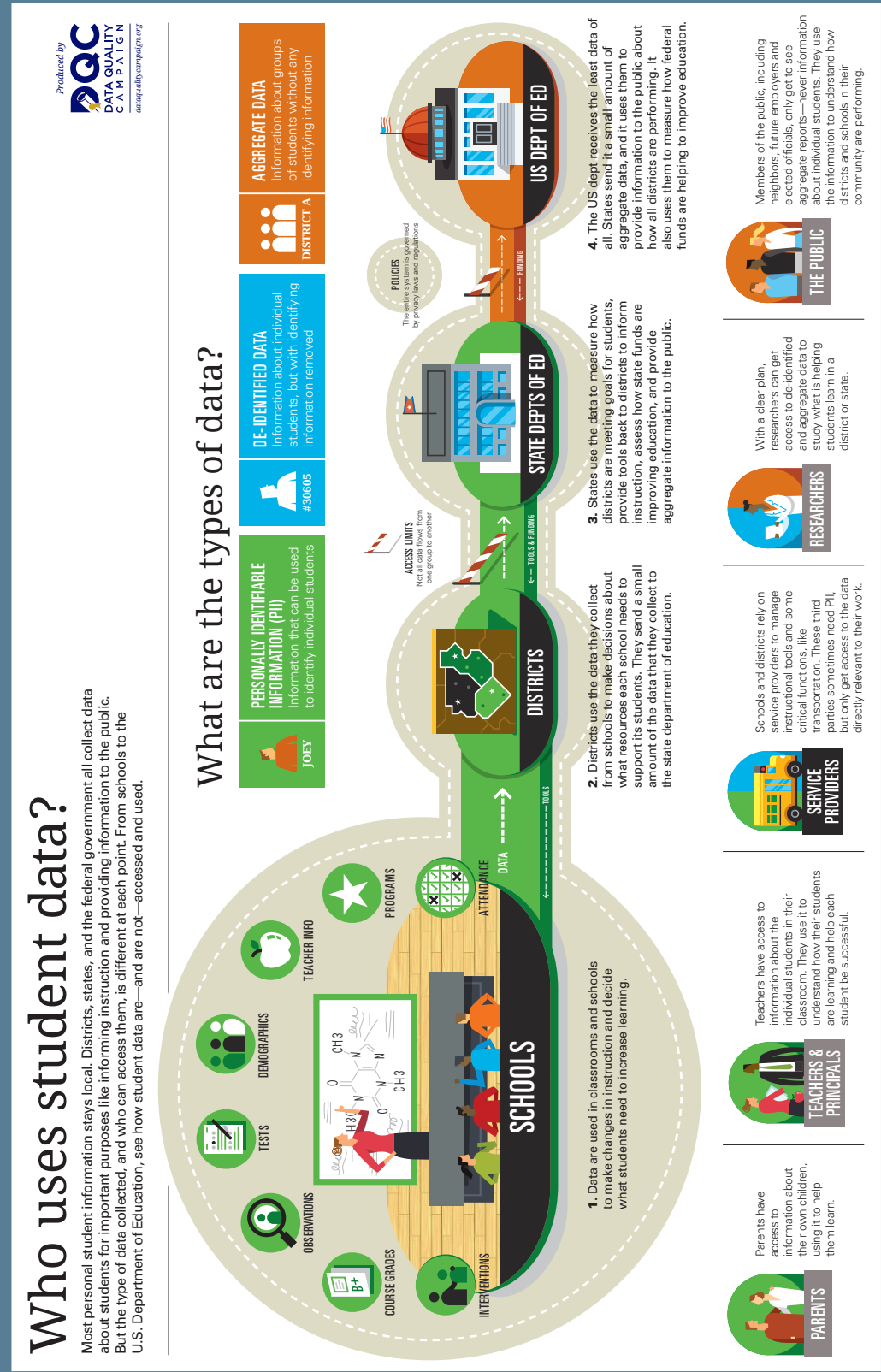
### **The vision is a statewide data system that builds long term capacity, efficacy and efficiency in the system of education.**

The hallmarks of the envisioned system are as follows:

- Integrate data from multiple systems to provide a more complete and comprehensive view of students and staff.
- Provide a comprehensive set of instructional improvement tools to meet the state’s education initiative.
- Reduce district costs for accountability and software licensing to enhance the focus on instructional improvement.
- Provide uniform access to technology, applications and data across school districts of all size.
- Leverage and strengthen the efficiencies provided by the ESUCC, the ESU network and Network Nebraska
- Continue to provide choice and encourage education innovation in districts.

This will require a transformation of NDE’s emphasis from solely accountability to being a change agent for improving student outcomes in partnership with the ESUs and districts.

Figure 17: Who Uses Student Data?



(Data Quality Campaign, 2014)

## THE ROLE OF THE STATE EDUCATION AGENCY IN PROMOTING CONTINUOUS IMPROVEMENT

The state is well-suited to support and implement the vision of effective data use defined here. In a collaborative effort the Building State Capacity and Productivity Center (BCSP Center) has published a series of articles outlining the “SEA of the Future” - a state education agency that assists districts in becoming more productive. Several state education agencies including Georgia, Texas, and Delaware have successfully streamlined data management to reduce data redundancies and provide more direct access to data for educators. Oregon’s Department of Education supported this data access with data literacy training for approximately 5,000 educators (as recommended here for Nebraska). In Oregon, researchers found that the “percentage of students scoring proficient or better on the state test grew significantly more” in schools whose teachers participated in the training (Gross & Jochim 2014, 21-22).

The BSCP Center publications further identified the following four guiding principles for supporting data use in districts and schools:

- Principle 1: Collaboratively identify district data capacity to inform state data efforts.
- Principle 2: Transform data into actionable information and ensure district access.
- Principle 3: Ensure data literacy among educators through pre-service and in-service policies and practices.
- Principle 4: Maximize efficiency and minimize burden in data collection (Gross & Jochim 2013, 22).

Even when arguing for a more limited role of SEAs, other industry thought-leaders support the idea of building infrastructure at the state level. In “The State Education Agency: At the Helm, Not the Oar”, Andy Smarick and Juliet Squire argue that the core competencies of state departments should include creating and maintaining statewide data systems. This frees up districts to focus on design and implementation of more successful school models (Smarick & Squire 2014, 17).



# RECOMMENDATIONS

This study concludes with the following specific recommendations.

## **Recommendation 1: Make security, privacy, transparency, and the proper use of data the core of the Nebraska Education Data System implementation.**

Districts should continue to “own” their data within the statewide system. The ESU hosting must support enterprise-grade security with yearly independent security audits. The following tenets are recommended to protect privacy while ensuring proper use of student data:

1. Ensure that all agencies, organizations, contractors, and vendors that have access to student education records provide the same strength of protection, control, and transparency as codified in appropriate policies, contracts, and data sharing agreements.
2. Ensure that all persons that have access to student education records have training and certification (micro credentials) on the proper use and protection of education records.
3. Limit access to individual student education records to the minimal set of personnel essential for legitimate education purposes, for the shortest period of time required for that purpose, and to the smallest set of data required for that purpose.
4. To the maximum extent possible, use aggregate data and de-identified data in place of individual student education records.
5. Provide parents transparency into the sources and uses of student data.
6. Provide parents control of the child’s education record to the maximum extent that is possible while preserving legitimate educational use of that data.

## **Recommendation 2: Unify the accountability data collection requirements into the Nebraska Education Data System to minimize the reporting burden on districts.**

Replace the current system of accountability data submissions by instead deriving accountability data from an extended set of data sent securely by district systems into the Nebraska Education Data Standard (NEDS). The system would move the computations and business rule checks to the state level for better efficiency and consistency while also providing a transparent facility for district review and approval.

## **Recommendation 3: Require application vendors and other sources to provide data in a standard form specified by NDE directly into the NEDS. Adopt a Nebraska Education Data Standard in collaboration with the NITC.**

Native vendor interfaces are required for sustainability. Ed-Fi defines CEDS-compliant data standard adopted by 22 states that can be extended for Nebraska-specific requirements. Ed-Fi adoption preserves district choice while maintaining data standardization at the state level. A governance process will be required to maintain the Nebraska-extended version of Ed-Fi year-to-year.

Note that to ensure continued vendor participation, the data interface requirement needs to be in policy or legislation to ensure vendor compliance.

**Recommendation 4: Leverage and strengthen Nebraska’s ESU network, the ESUCC, and Network Nebraska to host, maintain, and sustain the Nebraska Education Data System, to support a statewide virtual help desk, and to train the educators in its use.**

Provide an enterprise-grade, efficient and economical technology platform through which applications and services are delivered to improve school performance and learner outcomes. The statewide system of support would leverage the resources at NDE, ESUCC, ESUs and districts to provide help desk support to districts and professional development coordination.

**Recommendation 5: Leverage the state-level market to influence vendors, negotiate lower prices through competition, provide consistent functions and pricing across large and small districts, and expand the number and quality of instructional applications.**

Facilitate “economies of scale” and cooperative purchasing at the state and/or ESU level and centralized services that lower costs without sacrificing the quality of products and services. Use this leverage to greatly expand the number and quality of instructional improvement applications.

The vision is to create essentially an application store for school districts to choose from that leverages the collective bargaining advantage of 245 school districts, 300,000 students, ESU resources and the Nebraska Department of Education.

**Recommendation 6: Invest in providing education intelligence - access to actionable insight - through a warehouse, business intelligence tools, and increased internal capacity for districts, policy makers, and researchers.**

Leverage the Ed-Fi K-12 statewide longitudinal data warehouse for use by districts, administrators, and researchers to support analysis of student performance, college and career readiness and success, instructional improvement initiatives, teacher evaluations, student intervention and professional development effectiveness. Integrate finance data, early childhood, postsecondary and workforce data.

**Recommendation 7: Invest in an integrated data system that spans the districts, the ESUs, and NDE to support continuous education improvement.**

The resulting Nebraska Education Data System (NEDS) should build upon the ongoing SLDS project to leverage the Ed-Fi data standards and technologies for the data system and dashboards. The system should adopt and build upon the ESUCC project for Single Sign-On (SSO). While the system will initially focus on serving the districts, it should ultimately be expanded to reach students and parents, community service organizations, and researchers.

**Recommendation 8: Integrate staff data from district and state data sources, link teachers to student performance and success, and add additional data to better support teacher evaluation and professional development.**

This will require integration of both the HR and SIS at the district level with the Teacher Certification and NPERs at the state level. Teachers will be linked to students to assess their contribution to student performance and growth. Additional data will be integrated for teacher evaluations and observations, survey data, and professional development.

**Recommendation 9: Invest in the licensing, integration and training of an Instructional Improvement System that is cost-effective for districts of all sizes.**

The system will include the critical digital assets and tools to support areas like learning management systems, content management systems, blended and online learning, teacher/principal evaluation system, school improvement and climate tools, career readiness and discovery, local assessment systems, and other tools to enhance the educational opportunities and experiences.

**Recommendation 10: Develop the staff and processes necessary to sustain the Nebraska Education Data System.**

Additional leadership positions are recommended and include a K-12 Chief Information Officer and Chief Privacy Officer at NDE. The recommended initiative will expand an emerging project management office. Additional data governance processes will be required. Additional technical staff will be required at NDE and in the ESUs to meet the statewide help desk and support requirements.

# 1, 3, AND 5 YEAR ROADMAP

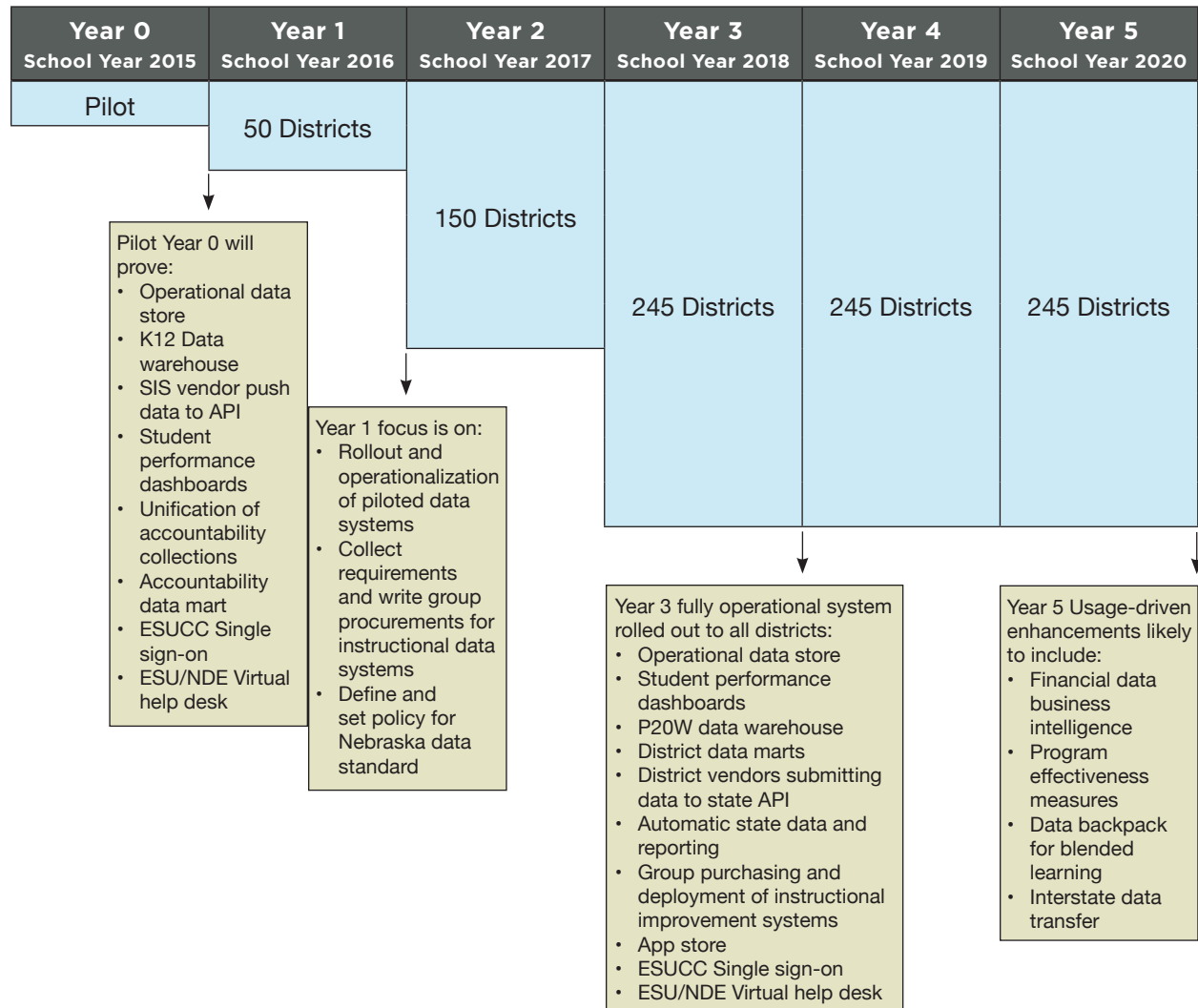
The roadmap builds upon key pilot activities that underway this fiscal year (identified as Year 0, SY 15):

- Install, customize, integrate, pilot, and prove the Ed-Fi data system ([www.ed-fi.org](http://www.ed-fi.org)) consisting of an operational data store with transactional and batch data interfaces.
- Develop, pilot and prove the single-sign-on system under development by the ESUCC.
- Develop, pilot, and prove an accountability data mart, deriving accountability data from transactional data streams from the district student information systems. Accountability data will be submitted on dual paths from pilot districts, allowing the automatically derived data to be compared with their actual submissions.
- Install, customize, integrate, pilot, and prove the Ed-Fi longitudinal data warehouse and student performance dashboard.
- Use the dashboard pilots to also pilot the NDE-ESU virtual help desk to support the pilots.

These pilot activities will provide the base infrastructure to simultaneously expand and rollout the new Nebraska Education Data System over the next three years. The rollout plan targets the total districts being operational of approximately 50, 150, and ultimately 245 across years 1 through 3.

The major 1, 3, and 5 year milestones are summarized in Figure 18.

Figure 18: 5 Year Roadmap



The objective is that by year 3 of the plan (SY 18) to have the first version of the Nebraska Education Data System operational, integrated, supported, and rolled out to every district in the state. Years 4 and 5 of the plan will focus on expanding the system based upon Nebraska continuous improvement priorities of the time.

The roadmap is organized into implementation five work streams as follows:

1. Nebraska Education Infrastructure – leverage the Ed-Fi infrastructure to connect source systems and drive down costs.
2. NDE Accountability Data System – reduce the burden of accountability data submissions on districts through automated process leveraging the Ed-Fi infrastructure.
3. NDE Education Intelligence System – to provide access to actionable insight – through a warehouse, business intelligence tools, and increased internal capacity.
4. Help Desk & Support – NDE, along with the ESUCC and ESUs, will provide technical support for Nebraska education data systems through a virtual help desk and coordinated knowledge transfer.
5. Nebraska Instructional Improvement System – building the capacity for Nebraska educators to continuously improve the quality of instruction for students through integrated, efficient systems. This will serve as an application store.

Figure 19 shows the major activities planned for each of these work streams.

Figure 19: Major Activities

Year 0 School Year 2015 Pilot	Year 1 School Year 2016 50 Districts	Year 2 School Year 2017 150 Districts	Year 3 School Year 2018 249 Districts	Year 4 School Year 2019 249 Districts	Year 5 School Year 2020 249 Districts
<b>Nebraska</b>					
Pilot data infrastructure	Integrate HR systems	Integrate Career Readiness	Intra-state data mobility	Interstate data mobility	
Pilot Ed-Fi dashboards	Expand and extend dashboards				
Pilot ESUCC Single sign-on	Integrate identity mgmt	Mature & scale data <i>infrastructure</i>		Integrate financial systems	
	Procure state-sponsored SIS'	Transition & support state-sponsored SIS'			
<b>NDE Accountability Data System</b>					
Unify NSSRS data collection	Unify CDC collection				
SIS vendors pilot data to API	Define NE Data Standard				
Pilot data mart	Build business rules	Develop state and Federal reporting		Add/modify state & Federal collections as required	
	Review & approval system	Dual submissions		Deprecate old systems	
<b>NDE Education Intelligence System</b>					
Install K12 data warehouse	Expand warehouse to P20W				
	Build district security	Pilot district data marts		Develop program effectiveness analytics	
		Mature & scale data warehouse		Integrate financial data	Integrate financial analytics
<b>Help Desk &amp; Support</b>					
Pilot virtual help desk	Expand capacity for ESUs + NDE Virtual Help Desk				
<b>Nebraska Instructional Improvement System</b>					
Define IIS requirements	Procure, deploy & train IIS tools			Student data backpack	
	Write group procurements	Develop, pilot & mature PD			
			App store		

# FINANCIAL INVESTMENTS AND RETURNS

## BUDGET REQUEST FOR INVESTMENT

The proposed Biennium budget request for the five work streams is summarized in the table below. The detailed budget request is provided in Appendix H.

	Year 1 FY 2016 SY 2015-2016	Year 2 FY 2017 SY 2016-2017
<b>Nebraska Education Infrastructure</b>	\$2,204,617	\$2,144,257
<b>NDE Accountability Data System</b>	\$2,579,252	\$2,541,572
<b>NDE Education Intelligence System</b>	\$2,085,080	\$2,035,720
<b>Help Desk &amp; Support</b>	\$1,304,821	\$1,264,223
<b>Total NDE DRE Capacity Building</b>	<b>\$8,173,770</b>	<b>\$7,985,772</b>
<b>NE Instructional Improvement System</b>	\$5,975,358	\$5,919,718
<b>Total NDE DRE Budget Issue Requests</b>	<b>\$14,149,128</b>	<b>\$13,905,490</b>

*DRE: Data, Research, and Evaluation*

## ESTIMATED FINANCIAL RETURNS

The primary benefits from the recommended investments will come from a greatly improved instructional system that improves student performance leading to greater student success.

However the proposed approach also results in cost savings and efficiencies that will provide a financial return from substantially-reduced accountability costs and from reduced technology costs to districts.

## REDUCED ACCOUNTABILITY COSTS

Accountability costs will be reduced by unifying and moving accountability computations to state from a single fine-grained data collection.

An estimated 455 FTEs are involved in the current data collection process at districts, representing an annual cost of \$22.75 million. NDE spends an additional \$2.5M per year on licensing, IT personnel and help desk supporting the accountability submissions.

The recommended NEDS, when fully implemented, can re-direct at an estimated 50% of the district FTE time related to accountability submissions to focus on other initiatives that impact can more directly improve student performance and success. This value is estimated at 12.6 million annually once fully implemented.

It should be noted that the remaining 50% will be involved in a larger mission of improving data quality across the all types of data (not just accountability) that are more directly contributing to the mission of continuous education improvement.

## REDUCED TECHNOLOGY COSTS FOR DISTRICTS

Technology costs will be reduced for districts as a result of several factors, including:

- Reduced investment in data system costs by having a centralized capability that uses valuable Ed-Fi components obtained without license costs
- Negotiated statewide costs for licensing to allow pricing as with largest districts – “cooperative purchasing”
- Reduced integration costs because vendors are supporting native Ed-Fi interfaces to the statewide system
- Reduced number of different systems reduces integration and maintenance costs
- Increased stability of systems over time, reducing transition costs
- Reduced costs to increased competitiveness because of reduced vendor lock-in
- Reduced district costs maintaining their own data warehouse
- Savings on procurement costs

Based upon the district surveys, Nebraska districts spend roughly \$74.7 million per year on IT and systems.

The recommended NEDS, when fully implemented, will save an estimated 25% on the districts’ systems cost a year or \$18.7 million.

## RETURN ON INVESTMENT

Total financial return is estimated to be valued at \$31.3 M in savings/year after the third year of investment as shown in Figure 20. Note that the computation of return assumes that a district achieves the projected cost savings the year after it accomplishes the rollout. For example, if a district went into production in year 2, their annual savings is assumed from year 3 and beyond.

Figure 20: Return on Investment

	Year 1 FY 2016 SY 2015-2016	Year 2 FY 2017 SY 2016-2017	Year 3 FY 2018 SY 2017-2018	Year 4 FY 2019 SY 2018-2019	Year 5 FY 2020 SY 2019-2020
<b>Investment</b>	\$(14,149,128)	\$(13,905,490)	\$(13,905,492)		
<b>Returns</b>					
Reduced accountability costs		\$1,524,169	\$7,590,361	\$12,600,000	\$12,600,000
Reduced technology costs		\$3,755,020	\$11,265,060	\$18,700,000	\$18,700,000
<b>Yearly net investment/return</b>	\$(14,149,128)	\$(8,626,301)	\$4,949,930	\$31,300,000	\$31,300,000
<b>Cumulative investment/return</b>	<b>\$(14,149,128)</b>	<b>\$(22,775,429)</b>	<b>\$(17,825,499)</b>	<b>\$13,474,501</b>	<b>\$44,774,501</b>

# RECOMMENDED ROADMAP MEETS THE NEEDS AND PRIORITIES OF NEBRASKA

The roadmap above, organized into five work streams, aligns with the states goals and objectives of the Nebraska State Board of Education, with the conclusions of the study and focus groups, with the principles published for the SEA of the Future, and with the 10 specific recommendations made by this study. Figure 21 illustrates how each recommendation supports the major principles.

Figure 21: Recommendations to Meet Nebraska’s Needs

Work Streams Nebraska State Board of Education Goals	Nebraska Education Infrastructure	NDE Account- ability Data System	NDE Education Intelligence System	Help Desk & Support	NE Instructional Improvement System
<b>Goal 1: Improve Achievement Outcomes for All Students</b>					
1) Continue to develop longitudinal data system including implementing data analysis and retrieval tools such as the data reporting system, data dashboards, and integrated systems supporting data based decision making at a state and local level	●	●	●	●	
2) Support teacher/principal evaluation pilot implementations and support partners in efforts to implement instructional models				●	●
3) Build a system to measure progress toward reducing achievement gaps and promote data that focuses on achievement outcomes for all educational levels in Nebraska			●	●	
4) Improve graduation rates across all districts and all subgroups	●	●	●	●	●
5) Explore use of nationally recognized assessment for career and college readiness for all Nebraska high school students				●	●
6) Lead the coordination of early education opportunities to expand the availability of quality public preschools			●	●	



Work Streams Nebraska State Board of Education Goals	Nebraska Education Infrastructure	NDE Account- ability Data System	NDE Education Intelligence System	Help Desk & Support	NE Instructional Improvement System
<b>Goal 2: Improve and Support State and Local Accountability</b>					
1) Implement a “next generation” accountability system under the provisions of LB 438		●		●	
2) Continue to organize investment in accountability and intervention system	●	●	●	●	●
3) Invest in an integrated data and reporting system	●	●	●	●	
4) Develop a professional development system that increases capacity for school district improvement and school building intervention			●		●
5) Initiate a process for regular policy forums by the Board across the state			●		

Work Streams Nebraska State Board of Education Goals	Nebraska Education Infrastructure	NDE Account- ability Data System	NDE Education Intelligence System	Help Desk & Support	NE Instructional Improvement System
<b>Goal 3: Improve Communication and Collaboration with Policy Partners</b>					
1) Develop and implement a communication plan designed to engage policy partners on a regular basis			●		
2) Work closely with Legislators and the Governor as well as other state and local level leaders to determine key system investments	●	●	●	●	●
3) Develop a plan with policy partners that contributes to a vision for PreK through post-secondary education in Nebraska			●		

Work Streams Nebraska State Board of Education Goals	Nebraska Education Infrastructure	NDE Account- ability Data System	NDE Education Intelligence System	Help Desk & Support	NE Instructional Improvement System
<b>Study and Focus Group Conclusions</b>					
1. The districts overwhelmingly support automating accountability submissions.	●	●			
2. The districts agree that the ecosystem will better support students and teachers if the systems are interoperable.	●		●	●	●
3. The districts would like to leverage collective purchasing agreements when possible to lower costs of new or existing systems.	●				●
4. The districts are looking for particular guidance and assistance from the state for purchasing new technology systems that will support strategic priorities.				●	●

Work Streams Nebraska State Board of Education Goals	Nebraska Education Infrastructure	NDE Account- ability Data System	NDE Education Intelligence System	Help Desk & Support	NE Instructional Improvement System
<b>SEA of the Future Principles</b>					
Principle 1: Collaboratively identify district data capacity to inform state data efforts.	●		●		●
Principle 2: Transform data into actionable information and ensure district access.	●		●		●
Principle 3: Ensure data literacy among educators through pre-service and in-service policies and practices.				●	
Principle 4: Maximize efficiency and minimize burden in data collection.		●			

<p style="text-align: center;">Work Streams</p> <p style="text-align: center;"><b>Nebraska State Board of Education Goals</b></p>	<p style="text-align: center;">Nebraska Education Infrastructure</p>	<p style="text-align: center;">NDE Account- ability Data System</p>	<p style="text-align: center;">NDE Education Intelligence System</p>	<p style="text-align: center;">Help Desk &amp; Support</p>	<p style="text-align: center;">NE Instructional Improvement System</p>
<b>Recommendations of the Study</b>					
<p>1. Make security, privacy, transparency, and the proper use of data the core of the Nebraska Education Data System implementation.</p>	●	●	●	●	●
<p>2. Unify the accountability data collection requirements into the Nebraska Education Data System to minimize the reporting burden on districts.</p>		●			
<p>3. Require application vendors and other sources to provide data in a standard form specified by NDE directly into the NEDS.</p>	●	●			●
<p>4. Leverage and strengthen Nebraska's ESU network, the ESUCC, and Network Nebraska to host, maintain, and sustain the Nebraska Education Data System, to support a statewide virtual help desk, and to train the educators in its use.</p>				●	
<p>5. Leverage the state-level market to influence vendors, negotiate lower prices through competition, provide consistent functions and pricing across large and small districts, and expand the number and quality of instructional applications.</p>	●				●
<p>6. Invest in providing education intelligence - access to actionable insight - through a warehouse, business intelligence tools, and increased internal capacity for districts, policy makers, and researchers.</p>			●		
<p>7. Invest in an integrated data system that spans the districts, the ESUs, and NDE to support continuous education improvement.</p>	●	●	●	●	●
<p>8. Integrate staff data from district and state data sources, link teachers to student performance and success, and add additional data to better support teacher evaluation and professional development.</p>	●				●
<p>9. Invest in the licensing, integration and training of an Instructional Improvement System that is cost-effective for districts of all sizes.</p>					●
<p>10. Develop the staff and processes necessary to sustain the Nebraska Education Data System.</p>	●	●	●	●	●



# APPENDICES

# APPENDIX A: STUDY CONTRIBUTORS



## NEBRASKA DEPARTMENT OF EDUCATION

The Nebraska Department of Education (NDE) mission is to lead and support the preparation of Nebraskans for learning, earning, and living. NDE led efforts to conduct the study of technology and data systems commissioned by Legislative Resolution 264.



## NEBRASKA STATE EDUCATION ASSOCIATION

The Nebraska State Education Association (NSEA) is a member-directed union representing 28,000 public school teachers and other educational professionals across Nebraska. The mission of the NSEA is to advocate for all education professionals, empowering them to provide an excellent public education for every student.



## NEBRASKA COUNCIL OF SCHOOL ADMINISTRATORS

The Nebraska Council of School Administrators (NCSA) is an umbrella organization with more than 1,300 school administrators who serve in Nebraska schools. They are a partner in developing excellence in educational leadership, providing the “tools” necessary for administrators to be successful. NCSA provides strength in numbers of school administrators to ensure their voices are heard in educational matters in Nebraska.



## NEBRASKA EDUCATION TECHNOLOGY ASSOCIATION

The Nebraska Educational Technology Association (NETA) is a grassroots organization open to everyone interested in sharing information about using technology in the educational process. NETA has approximately 2,000 members. NETA provides leadership by promoting the application of technology to the educational process at all levels.



## EDUCATIONAL SERVICE UNIT COORDINATING COUNCIL

The Nebraska Educational Service Unit Coordinating Council (ESUCC) was created in statute to coordinate the activities of Nebraska’s 17 Educational Service Units. The ESUCC works toward statewide coordination to provide the most cost-effective services for the students, teachers, and school districts in each educational service unit. This includes preparation of strategic plans to assure cost-efficient and equitable delivery of services across the state and administration of statewide initiatives and provision of statewide services.



## DOUBLE LINE PARTNERS

Double Line Partners (DLP) is a technical consulting firm specializing in designing and implementing K-12 longitudinal data systems. DLP is a wholly-owned subsidiary of the Michael & Susan Dell Foundation.

## APPENDIX B: GLOSSARY OF TERMS

**Accountability Submissions** – generally refers to the collective body of data submissions made by districts to the State and then in turn to the federal government. These typically include annual reports of information such as student demographic information, attendance, and performance on statewide tests.

**Continuous Improvement** – a cycle of continuous improvement is used here to describe the active collection of and reflection on student performance on tasks related to learning. Teachers engaging in a continuous improvement cycle will frequently assess their students (with low stakes) and quickly intervene to support students who have not yet mastered a concept.

**Data-Driven Decision-Making** – this too refers to the active process of teachers and school and district leaders that make decisions on what to change, keep, and/or improve in school and classroom practices based on the student need demonstrated in the data.

**Ed-Fi** – a data standard and associated technical assets that serve as a foundation for enabling interoperability among education data systems designed to improve student achievement and teacher satisfaction.

**Instructional Improvement System** – a network of systems secured and hosted in Nebraska that will connect to eliminate redundancies, enhance student performance across platforms, and save teachers' time

**State Longitudinal Data System (SLDS)** – This refers to those systems funded by federal grant dollars intended to enhance the ability of States to efficiently and accurately manage, analyze, and use education data, including individual student records.

Nebraska was first awarded \$3,468,335 in SLDS funds in 2007. Through these funds Nebraska incorporated Special Education and Curriculum segments into a more comprehensive system, created a special education template to streamline the collection of special education data and enhance the accessibility and usefulness of data. Nebraska also implanted the Data Quality Curriculum to improve the overall quality of data in the statewide system by providing training to local personnel in the creation, collection and reporting of education data.

Nebraska's 2012 SLDS grant in the amount of \$4,362,534 will serve to accomplish four goals:

- Provide a data analysis tool for districts that uses multiple local and state data sources to produce reports for local decision makers
- Provide a statewide system of professional development training for data analysis that reaches every district
- Build a research and evaluation operation in NDE collaboratively with the research community
- Expand and enhance the SLDS for sustainability

**Education Intelligence** – a term for the application of Business Intelligence principles and tools to the education domain with reports relevant to student performance and instructional practices

**Nebraska Education Data Standard (NEDS)** - a customized version of the Ed-Fi data standard for technology and data systems in Nebraska

## **COMMONLY USED ACRONYMS**

- AFR – Annual Financial Report
- DRE – Nebraska Department of Education’s Data, Research, and Evaluation Team
- ESU – Educational Service Units
- ESUCC – Educational Service Units Coordinating Council
- NCSA – Nebraska Council of School Administrators
- NDE – Nebraska Department of Education
- NSSRS – Nebraska Student and Staff Record System



# APPENDIX C: DESCRIPTION OF SYSTEMS

## TEACHING AND LEARNING SYSTEMS



### Data Management System

- Ability to load and update content data from any system
- Search, index, browse, and retrieve content data elements
- Analysis of education data from other systems
- Maintain auditing data across systems
- Reporting with education data from other systems

### Assessment System

- Manage, assign, deliver, and score student assessments
- Manage test items and forms including questions types, questions, answers, rationale, etc.
- Author, review, and approve workflows and tools
- Scoring tools
- Manage test set-up options

### Learning Management System

- Browse/search course catalog and view course description/content
- Complete pretest/posttest
- Complete course evaluation
- View/print transcript and certificate
- Manage learning activities (e.g., online courses, training, webinars, etc.) assign/schedule or publish, and archive
- Course/section self-registration and payment

### Professional Development System

- View/print calendar with scheduled and completed evaluations, course sections, etc.
- Brick and mortar classroom, online, and asynchronous learning
- View/print certificate and transcripts
- Progress reports
- Override class enrollment
- Manage educator goal plans and coaching plans

### Educator Evaluation System

#### View, complete, submit and approve an evaluation

- Create and schedule cycles and individual evaluations for educators teachers and principals
- Manage evaluation model frameworks and tools
- Manage and deliver surveys
- Administer and assign evaluations to educators
- Monitor progress

## **Progress Monitoring/Response to Intervention System**

### **Student progress monitoring tools by stage of intervention**

- Set intervention levels of intensity
- Manage resources: general education and special education teachers and specialists
- Monitor learning rate and level of individual student performance
- Ongoing student assessment
- Tiered instruction
- Parental reports on student progress

### **Credit Recovery System**

- Section scheduling supports students across multiple districts or schools, students within same district only, or students within same school only
- Pretest/Posttest
- In- person student-teacher interaction
- Manage course catalog, including core and elective
- Independent completion option

### **Collaboration and Conferencing Tools**

- Chat, Wiki, Blogs
- Discussion boards
- Staff collaboration and conferencing

### **Career Development/Information System**

- Manages student progress toward industry certifications
- Identifies postsecondary options based on career interest inventories
- Tracks participation in career education programs
- Manages student personal learning plans
- Provides occupational information by career clusters/paths

## **ADMINISTRATIVE SYSTEMS**

### **Nutrition/Food Management System**

- Manage menus
- Manage food inventory
- Manage meal costs and income

### **Transportation Management Systems**

- Manage drivers
- Manage buses and maintenance
- Manage students and routes
- Manage extracurricular activity traffic



### **School Counseling and Guidance**

- Manage and track each counseling contact including reason and outcome, anecdotal comments, etc. over the course of a school year, including history
- Configuration options including contact reasons, outcomes, follow up date, etc.
- View/print cumulative counselor contact history for any student
- View/manage counseling records
- Print list of contacts
- Permit a follow update for any counseling contact
- Manage rules and guidelines
- Incident reports

### **IEP Management System**

- Forms management including referrals, meeting notes, prior written notices as well as e-signatures, evaluations report forms and design forms
- Manage library content, including goals and prescriptions
- Manage plans such as student accommodation plan, individual language learner plan, individual compensatory plan, etc.
- Section 504 management compliance
- Monitor individual student progress

### **Library Management System**

- Acquisitions
- Book and content cataloging
- Circulation
- Serials: periodicals and other subscriptions
- Multimedia
- Overdue materials tracking
- Barcoding

### **Test Analysis System**

- Robust import capability (i.e., national, state and local assessments; information from a Student Information System; and student academic grades and attendance)
- Support report format and styles such as dashboards with drilldown, text, charts, graphs, etc.
- Support report groupings such as district, school, teacher, class and student; demographics or programs; cohorts; custom groupings; standards
- Support reporting periods such as single year, multiyear, custom date ranges, etc.
- Support output medium for reports including print, PDF, Excel CSV and SAS

### **Student Information System**

- Discipline and behavior management
- Grades reporting and transcripts management
- Health and Immunization records management
- Class scheduling management
- Parent portal
- Student personal information
- Manage student absences
- Messaging among stakeholders
- School calendar functions

## BACK OFFICE SYSTEMS



### Finance System

- Accounts payable capabilities
- Accounts receivable capabilities
- Controlling/budgeting capabilities
- Fixed assets management capabilities
- Other capabilities include calendar and support for parent and child account codes

### Human Resources Management System

- Personnel/employee administration including personal information, benefits and termination
- Time management (e.g., time clocks, etc.)
- Organization management
- Recruitment/talent management
- Training and development
- Payroll management
- Self-service center
- Manager center

### Procurement System

- Purchasing
- Inventory Management
- Vendor Management
- Materials Planning
- Warehouse Management
- Workflow/approval
- Plant Maintenance

### Substitute Management

- Substitute pool management
- Manage absences and substitute assignments
- Communication tools

# APPENDIX D: SURVEY OF DISTRICT LEADERS

## Nebraska Survey of Educational Data Systems

### Welcome and Introduction

Hello,

Welcome to the Nebraska Survey of Educational Data Systems.

Administrators from all public school districts in Nebraska have been invited to provide information that will inform an interim study to the Nebraska Legislature prompted by LR 264. This study will examine Nebraska's educational data systems to including questions of adequacy, quality, cost, and transparency.

We appreciate you taking a few minutes to provide responses to the following questions on behalf of your school district. The questionnaire contains 47 items and should take about 15 minutes to complete.

In the following questionnaire, educational data systems are grouped into three general categories: Teaching and Learning Systems, "Back Office" Systems, and Administrative Systems. A group of questions will be asked about each category of educational data systems in your school district.

If you have any questions about this survey, please contact Matt Hastings at [matt.hastings@nebraska.gov](mailto:matt.hastings@nebraska.gov) or call 402-471-4483.

Thank you for your participation!

## Teaching and Learning Systems

The following group of questions address data systems for "Teaching and Learning" in your school district.

### 1. Do you have a Data Management system in your district?

**Data management systems generally provide the following features:**

- **Ability to load and update content data from any system**
- **Search, index, browse and retrieve content data elements**
- **Analysis of education data from other systems**
- **Maintain auditing data across systems**
- **Reporting with education data from other systems**

- Yes (we have a digital system)
- Yes (we do not have a digital system)
- No

### 2. How important is a Data Management system for your district?

- Extremely important
- Very important
- Somewhat important
- Not too important
- Not important at all

### 3. Do you have an Assessment system in your district?

**Assessment systems generally provide the following features:**

- **Manage, assign, deliver and score student assessments**
- **Manage test items and forms including question types, questions, answers, rationale, etc.**
- **Author, review and approve workflows and tools**
- **Scoring tools**
- **Manage test set-up options**

- Yes (we have a digital system)
- Yes (we do not have a digital system)
- No

## 4. How important is an Assessment system for your district?

- Extremely important
- Very important
- Somewhat important
- Not too important
- Not important at all

## 5. Do you have a Learning Management System in your district?

**Learning management systems generally provide the following features:**

- **Browse/search course catalog and view course description/content**
- **Complete pretest/posttest**
- **Complete course evaluation**
- **View/print transcript and certificate**
- **Manage learning activities (e.g., online courses, training, webinars, etc.), assign/schedule or publish, and archive**
- **Course/section self-registration and payment**

- Yes (we have a digital system)
- Yes (we do not have a digital system)
- No

## 6. How important is a Learning Management system for your district?

- Extremely important
- Very important
- Somewhat important
- Not too important
- Not important at all

## 7. Do you have a Professional Development system in your district?

**Professional development systems generally provide the following features:**

- **View/print calendar with scheduled and completed evaluations, course sections, etc.**
- **Brick and mortar classroom, online, and asynchronous learning**
- **View/print certificate and transcripts**
- **Progress reports**
- **Override class enrollment**
- **Manage educator goal plans and coaching plans**

- Yes (we have a digital system)
- Yes (we do not have a digital system)
- No

## 8. How important is a Professional Development system for your district?

- Extremely important
- Very important
- Somewhat important
- Not too important
- Not important at all

## 9. Do you have an Educator Evaluation system in your district?

**Educator evaluation systems generally provide the following features:**

- **View, complete, submit and approve an evaluation**
- **Create and schedule cycles and individual evaluations for educators teachers and principals**
- **Manage evaluation model frameworks and tools**
- **Manage and deliver surveys**
- **Administer and assign evaluations to educators**
- **Monitor progress**

- Yes (we have a digital system)
- Yes (we do not have a digital system)
- No



## 10. How important is an Educator Evaluation system for your district?

- Extremely important
- Very important
- Somewhat important
- Not too important
- Not important at all

## 11. Do you have a Progress Monitoring or Response To Intervention (RTI) system in your district?

**Progress monitoring/response to intervention systems generally provide the following features:**

- **Student progress monitoring tools by stage of intervention**
- **Set intervention levels of intensity**
- **Manage resources: general education and special education teachers and specialists**
- **Monitor learning rate and level of individual student performance**
- **Ongoing student assessment**
- **Tiered instruction**
- **Parental reports on student progress**

- Yes (we have a digital system)
- Yes (we do not have a digital system)
- No

## 12. How important is a Progress Monitoring/RTI system for your district?

- Extremely important
- Very important
- Somewhat important
- Not too important
- Not important at all

# Nebraska Survey of Educational Data Systems

## 13. Do you have a Credit Recovery system in your district?

**Credit recovery systems generally provide the following features:**

- **Section scheduling supports students across multiple districts or schools, students within same district only, or students within same school only**
- **Pretest/Posttest**
- **Face-to-face student-teacher interaction**
- **Manage course catalog, including core and elective**
- **Independent completion option**

- Yes (we have a digital system)
- Yes (we do not have a digital system)
- No

## 14. How important is a Credit Recovery system for your district?

- Extremely important
- Very important
- Somewhat important
- Not too important
- Not important at all

## 15. Do you have Collaboration and Conferencing Tools in your district?

**Collaboration and conferencing tools generally provide the following features:**

- **Chat, Wiki, blogs**
- **Discussion boards**
- **Staff collaboration and conferencing**

- Yes (we have a digital system)
- Yes (we do not have a digital system)
- No

## 16. How important are Collaboration and Conferencing Tools for your district?

- Extremely important
- Very important
- Somewhat important
- Not too important
- Not important at all

## 17. Do you have a Career Development or Career Information system in your district?

**Career Development/Information systems generally provide the following features:**

- Manages student progress toward industry certifications**
- Identifies post-secondary options based on career interest inventories**
- Tracks participation in career education programs**
- Manages student personal learning plans**
- Provides occupational information by career clusters/paths**

- Yes (we have a digital system)
- Yes (we do not have a digital system)
- No

## 18. How important is a Career Development/Information system for your district?

- Extremely important
- Very important
- Somewhat important
- Not too important
- Not important at all

## Administrative Systems

The next group of questions address data systems for "Administrative" purposes in your school district.

### 19. Do you have Nutrition or Food Management systems in your district?

**Nutrition and food management systems generally provide the following features:**

- **Manage menus**
- **Manage food inventory**
- **Manage meal costs and income**

- Yes (we have a digital system)
- Yes (we do not have a digital system)
- No

### 20. How important is a Nutrition and Food Management system for your district?

- Extremely important
- Very important
- Somewhat important
- Not too important
- Not important at all

### 21. Do you have a Transportation Management system in your district?

**Transportation management systems generally provide the following features:**

- **Manage drivers**
- **Manage buses and maintenance**
- **Manage students and routes**
- **Manage extracurricular activity traffic**

- Yes (we have a digital system)
- Yes (we do not have a digital system)
- No

## 22. How important is a Transportation Management system for your district?

- Extremely important
- Very important
- Somewhat important
- Not too important
- Not important at all

## 23. Do you have School Guidance and Counseling systems in your district?

**School Guidance and Counseling systems generally provide the following features:**

- **Manage and track each counseling contact including reason and outcome, anecdotal comments, etc. over the course of a school year, including history**
- **Configuration options including contact reasons, outcomes, follow-up date, etc.**
- **View/print cumulative counselor contact history for any student**
- **View/manage counseling records**
- **Print list of contacts**
- **Permit a follow-up date for any counseling contact**
- **Manage rules and guidelines**
- **Incident reports**

- Yes (we have a digital system)
- Yes (we do not have a digital system)
- No

## 24. How important is a School Guidance/Counseling system for your district?

- Extremely important
- Very important
- Somewhat important
- Not too important
- Not important at all

# Nebraska Survey of Educational Data Systems

## 25. Do you have an Individual Education Plan (IEP) Management system in your district?

**IEP management systems generally provide the following features:**

- **Forms management including referrals, meeting notes, prior written notices as well as e-signatures, evaluations report forms and design forms**
- **Manage library content, including goals and prescriptions**
- **Manage plans such as student accommodation plan, individual language learner plan, individual compensatory plan, etc.**
- **Section 504 management compliance**
- **Monitor individual student progress**

- Yes (we have a digital system)
- Yes (we do not have a digital system)
- No

## 26. How important is an IEP Management system for your district?

- Extremely important
- Very important
- Somewhat important
- Not too important
- Not important at all

## 27. Do you have a Library Management system in your district?

**Library management systems generally provide the following features:**

- **Acquisitions**
- **Book and content cataloging**
- **Circulation**
- **Serials: periodicals and other subscriptions**
- **Multimedia**
- **Overdue materials tracking**
- **Barcoding**

- Yes (we have a digital system)
- Yes (we do not have a digital system)
- No

## 28. How important it s a Library Management system for your district?

- Extremely important
- Very important
- Somewhat important
- Not too important
- Not important at all

## 29. Do you have a Test Analysis system in your district?

**Test analysis systems generally provide the following features:**

- **Robust import capability (i.e., national, state and local assessments; information from a Student Information System; and student academic grades and attendance)**
- **Support report format and styles such as dashboards with drill-down, text, charts, graphs, etc.**
- **Support report groupings such as district, school, teacher, class and student; demographics or programs; cohorts; custom groupings; standards**
- **Support reporting periods such as single-year, multi-year, custom date ranges, etc.**
- **Support output medium for reports including print, PDF, Excel CSV and SAS**

- Yes (we have a digital system)
- Yes (we do not have a digital system)
- No

## 30. How important is a Test Analysis system for your district?

- Extremely important
- Very important
- Somewhat important
- Not too important
- Not important at all

## "Back Office" Systems

The group of questions below address data systems for school management or "Back Office" purposes in your school district.

### 31. Do you have a Finance system in your district?

**Finance systems generally provide the following features:**

- **Accounts payable capabilities**
- **Accounts receivable capabilities**
- **Controlling/budgeting capabilities**
- **Fixed assets management capabilities**
- **Other capabilities include calendar and support for parent and child account codes**

- Yes (we have a digital system)
- Yes (we do not have a digital system)
- No

### 32. How important is a Finance system for your district?

- Extremely important
- Very important
- Somewhat important
- Not too important
- Not important at all



# Nebraska Survey of Educational Data Systems

## 33. Do you have a Human Resource Management system in your district?

**Human resource management systems generally provide the following features:**

- **Personnel/employee administration including personal information, benefits and termination**
- **Time management (e.g., time clocks, etc.)**
- **Organization management**
- **Recruitment/talent management**
- **Training and development**
- **Payroll management**
- **Self-service center**
- **Manager center**

- Yes (we have a digital system)
- Yes (we do not have a digital system)
- No

## 34. How important is a Human Resource Management system for your district?

- Extremely important
- Very important
- Somewhat important
- Not too important
- Not important at all

# Nebraska Survey of Educational Data Systems

## 35. Do you have a Student Information System in your district?

**Student information systems generally provide the following features:**

- **Discipline and behavior management**
- **Grades reporting and transcripts management**
- **Health and Immunization records management**
- **Class scheduling management**
- **Parent portal**
- **Student personal information**
- **Manage student absences**
- **Messaging among stakeholders**
- **School calendar functions**

- Yes (we have a digital system)
- Yes (we do not have a digital system)
- No

## 36. How important is a Student Information System for your district?

- Extremely important
- Very important
- Somewhat important
- Not too important
- Not important at all

## 37. How important were the following factors when selecting your current Student Information System (SIS)?

	Not important at all	Not too important	Somewhat important	Very important	Extremely important
Cost	<input type="radio"/>	<input type="radio"/>	<input type="radio"/>	<input type="radio"/>	<input type="radio"/>
Flexibility (it is easily customized)	<input type="radio"/>	<input type="radio"/>	<input type="radio"/>	<input type="radio"/>	<input type="radio"/>
Continuity (changing would be disruptive or costly)	<input type="radio"/>	<input type="radio"/>	<input type="radio"/>	<input type="radio"/>	<input type="radio"/>
Usability (this SIS is easy to use)	<input type="radio"/>	<input type="radio"/>	<input type="radio"/>	<input type="radio"/>	<input type="radio"/>
Parent Access (this SIS provides a parent portal to student information)	<input type="radio"/>	<input type="radio"/>	<input type="radio"/>	<input type="radio"/>	<input type="radio"/>
Availability (all the modules I need)	<input type="radio"/>	<input type="radio"/>	<input type="radio"/>	<input type="radio"/>	<input type="radio"/>
Training (vendor provides training for teachers)	<input type="radio"/>	<input type="radio"/>	<input type="radio"/>	<input type="radio"/>	<input type="radio"/>
Support (vendor offers support)	<input type="radio"/>	<input type="radio"/>	<input type="radio"/>	<input type="radio"/>	<input type="radio"/>
Other (please specify)	<input type="text"/>				

# Nebraska Survey of Educational Data Systems

## 38. On the following factors, how would you rate your satisfaction with your current SIS?

	Very dissatisfied	Somewhat dissatisfied	Somewhat satisfied	Very Satisfied
Cost	<input type="radio"/>	<input type="radio"/>	<input type="radio"/>	<input type="radio"/>
Flexibility	<input type="radio"/>	<input type="radio"/>	<input type="radio"/>	<input type="radio"/>
Usability	<input type="radio"/>	<input type="radio"/>	<input type="radio"/>	<input type="radio"/>
Parent Access	<input type="radio"/>	<input type="radio"/>	<input type="radio"/>	<input type="radio"/>
Availability	<input type="radio"/>	<input type="radio"/>	<input type="radio"/>	<input type="radio"/>
Training	<input type="radio"/>	<input type="radio"/>	<input type="radio"/>	<input type="radio"/>
Support	<input type="radio"/>	<input type="radio"/>	<input type="radio"/>	<input type="radio"/>

Other (please specify)

## 39. Do you have a Procurement system in your district?

Procurement systems generally provide the following features:

- Purchasing
- Inventory management
- Vendor management
- Materials planning
- Warehouse management
- Workflow/approval
- Plant maintenance

- Yes (we have a digital system)
- Yes (we do not have a digital system)
- No

## 40. How important is a Procurement system for your district?

- Extremely important
- Very important
- Somewhat important
- Not too important
- Not important at all

# Nebraska Survey of Educational Data Systems

## 41. Do you have a Substitute Management system in your district?

**Substitute management systems generally provide the following features:**

- **Substitute pool management**
- **Manage absences and substitute assignments**
- **Communication tools**

- Yes (we have a digital system)
- Yes (we do not have a digital system)
- No

## 42. How important is a Substitute Management system for your district?

- Extremely important
- Very important
- Somewhat important
- Not too important
- Not important at all

# Nebraska Survey of Educational Data Systems

## General Perceptions of Educational Data Systems

The following questions address your relative perceptions of data systems and data-related initiatives currently active in your school district.

### **43. Of the following educational data systems, please identify the five (5) most important to your district?**

- Assessment Systems - Student Centric
- Learning Management Systems - Teacher Centric
- Professional Development Systems
- Content Management Systems
- Educator Evaluation Systems
- Progress Monitoring/RTI Systems
- Credit Recovery Systems
- Collaboration and Communication Systems
- Career Education Systems
- Nutrition and Food Management Systems
- Transportation Systems
- Guidance/Counseling Systems
- IEP Management Systems
- Library Management Systems
- Student Information Systems
- Test Analysis System
- Finance Systems
- Human Resource Systems
- Procurement
- Substitute Management

# Nebraska Survey of Educational Data Systems

## 44. How important is data use for the following strategic initiatives in your district?

	Not important at all	Not too important	Somewhat important	Very important	Extremely important
Measuring success of early childhood providers	<input type="radio"/>	<input type="radio"/>	<input type="radio"/>	<input type="radio"/>	<input type="radio"/>
Implementing a teacher effectiveness framework	<input type="radio"/>	<input type="radio"/>	<input type="radio"/>	<input type="radio"/>	<input type="radio"/>
Measuring student perceptual information	<input type="radio"/>	<input type="radio"/>	<input type="radio"/>	<input type="radio"/>	<input type="radio"/>
Improving special education services	<input type="radio"/>	<input type="radio"/>	<input type="radio"/>	<input type="radio"/>	<input type="radio"/>
Offering credential-based career education	<input type="radio"/>	<input type="radio"/>	<input type="radio"/>	<input type="radio"/>	<input type="radio"/>
Measuring the college-going and college-success rates of district graduates	<input type="radio"/>	<input type="radio"/>	<input type="radio"/>	<input type="radio"/>	<input type="radio"/>

# Nebraska Survey of Educational Data Systems

## Costs of Educational Data Systems

The following questions address the costs associated with educational data systems in your school district.

**45. Please estimate the annual cost for all educational data systems (Teaching and Learning, Administrative, and "Back Office") in your district?**

\$ per year

**46. Please estimate (to the nearest person) the number of full-time employees devoted to managing student information systems and accountability submissions in your district?**

# of full-time employees

# Nebraska Survey of Educational Data Systems

## Support Role of Nebraska Department of Education

Finally, the following questions address your perceptions of the role of the Nebraska Department of Education relative to educational data systems.

**47. Given the right conditions (e.g., price, features, support, etc.) how likely would your district be to join an optional statewide/regional collaborative for:**

	Extremely unlikely	Very unlikely	Somewhat unlikely	Somewhat likely	Very likely	Extremely likely
Assessment Systems - Student Centric	<input type="radio"/>	<input type="radio"/>	<input type="radio"/>	<input type="radio"/>	<input type="radio"/>	<input type="radio"/>
Learning Management Systems - Teacher Centric	<input type="radio"/>	<input type="radio"/>	<input type="radio"/>	<input type="radio"/>	<input type="radio"/>	<input type="radio"/>
Professional Development Systems	<input type="radio"/>	<input type="radio"/>	<input type="radio"/>	<input type="radio"/>	<input type="radio"/>	<input type="radio"/>
Content Management Systems	<input type="radio"/>	<input type="radio"/>	<input type="radio"/>	<input type="radio"/>	<input type="radio"/>	<input type="radio"/>
Educator Evaluation Systems	<input type="radio"/>	<input type="radio"/>	<input type="radio"/>	<input type="radio"/>	<input type="radio"/>	<input type="radio"/>
Progress Monitoring/RTI Systems	<input type="radio"/>	<input type="radio"/>	<input type="radio"/>	<input type="radio"/>	<input type="radio"/>	<input type="radio"/>
Credit Recovery Systems	<input type="radio"/>	<input type="radio"/>	<input type="radio"/>	<input type="radio"/>	<input type="radio"/>	<input type="radio"/>
Collaboration and Communication Systems	<input type="radio"/>	<input type="radio"/>	<input type="radio"/>	<input type="radio"/>	<input type="radio"/>	<input type="radio"/>
Career Education Systems	<input type="radio"/>	<input type="radio"/>	<input type="radio"/>	<input type="radio"/>	<input type="radio"/>	<input type="radio"/>
Nutrition and Food Management Systems	<input type="radio"/>	<input type="radio"/>	<input type="radio"/>	<input type="radio"/>	<input type="radio"/>	<input type="radio"/>
Transportation Systems	<input type="radio"/>	<input type="radio"/>	<input type="radio"/>	<input type="radio"/>	<input type="radio"/>	<input type="radio"/>
Guidance/Counseling Systems	<input type="radio"/>	<input type="radio"/>	<input type="radio"/>	<input type="radio"/>	<input type="radio"/>	<input type="radio"/>
IEP Management Systems	<input type="radio"/>	<input type="radio"/>	<input type="radio"/>	<input type="radio"/>	<input type="radio"/>	<input type="radio"/>
Library Management Systems	<input type="radio"/>	<input type="radio"/>	<input type="radio"/>	<input type="radio"/>	<input type="radio"/>	<input type="radio"/>
Student Information Systems	<input type="radio"/>	<input type="radio"/>	<input type="radio"/>	<input type="radio"/>	<input type="radio"/>	<input type="radio"/>
Test Analysis System	<input type="radio"/>	<input type="radio"/>	<input type="radio"/>	<input type="radio"/>	<input type="radio"/>	<input type="radio"/>
Finance Systems	<input type="radio"/>	<input type="radio"/>	<input type="radio"/>	<input type="radio"/>	<input type="radio"/>	<input type="radio"/>
Human Resource Systems	<input type="radio"/>	<input type="radio"/>	<input type="radio"/>	<input type="radio"/>	<input type="radio"/>	<input type="radio"/>
Procurement	<input type="radio"/>	<input type="radio"/>	<input type="radio"/>	<input type="radio"/>	<input type="radio"/>	<input type="radio"/>
Substitute Management	<input type="radio"/>	<input type="radio"/>	<input type="radio"/>	<input type="radio"/>	<input type="radio"/>	<input type="radio"/>



## APPENDIX E: SURVEY OF NETA MEMBERSHIP

### Welcome and Introduction

Hello,

Welcome to the Nebraska Survey of Educational Data Systems.

Members of the Nebraska Education Technology Association (NETA) are invited to provide information that will inform an interim study to the Nebraska Legislature prompted by LR 264. This study will examine Nebraska's educational data systems to including questions of adequacy, quality, cost, and transparency.

We appreciate you taking a few minutes to provide responses to the following questions on behalf of your school district. The questionnaire contains about 5 items and should take less than 5 minutes to complete.

If you have any questions about this survey, please contact Dean Folkers at [dean.folkers@nebraska.gov](mailto:dean.folkers@nebraska.gov).

Thank you for your participation!

## NETA Member Information

Please tell us more about your work situation.

**\*1. Which of the following best describes the general category of your work?**

- School/district Educator (teacher, paraprofessional, etc.)
- School/district Principal
- School/district Technology Staff
- School/district Administrative Staff (non-superintendent)
- District Administrator (superintendent)
- ESU Technology Staff
- ESU Professional Development Staff
- ESU Administrative Staff
- Other

## NETA Member Information (continued)

### \*2. For which Nebraska school district are you employed?

Select District Name from the following:

Your school district

## General Perceptions of Educational Data Systems

The following questions address your relative perceptions of "Teaching and Learning" data systems in your school district. These educational data systems generally provide the following features:

### Assessment Systems - Student-centric:

- Manage, assign, deliver and score student assessments
- Manage test items and forms including question types, questions, answers, rationale, etc.
- Author, review and approve workflows and tools
- Scoring tools
- Manage test set-up options

### Learning Management Systems - Teacher-centric:

- Browse/search course catalog and view course description/content
- Complete pretest/posttest
- Complete course evaluation
- View/print transcript and certificate
- Manage learning activities, assign/schedule or publish, and archive
- Course/section self-registration

### Professional Development Systems:

- View/print calendar with scheduled and completed evaluations, course sections, etc.
- Brick and mortar classroom, online, and asynchronous learning
- View/print certificate and transcripts
- Progress reports
- Override class enrollment
- Manage educator goal plans and coaching plans

### Educator Evaluation Systems:

- View, complete, submit and approve an evaluation
- Create and schedule cycles and individual evaluations for educators, teachers, and principals
- Manage evaluation model frameworks and tools
- Manage and deliver surveys
- Administer and assign evaluations to educators
- Monitor progress

### Progress Monitoring/RTI Systems:

- Student progress monitoring tools by stage of intervention
- Set intervention levels of intensity
- Manage resources: general education and special education teachers and specialists
- Monitor learning rate and level of individual student performance
- Ongoing student assessment
- Tiered instruction
- Parental reports on student progress

### Credit Recovery Systems:

- Section scheduling supports students across schools, or within same school
- Pretest/Posttest
- Face-to-face student-teacher interaction
- Manage course catalog, including core and elective
- Independent completion option

### Collaboration and Communication Systems:

- Chat, Wiki, blogs
- Discussion boards
- Staff collaboration and conferencing

### Career Education Systems:

- Manages student progress toward industry certifications
- Identifies postsecondary options based on career interest inventories
- Tracks participation in career education programs
- Manages student personal learning plans
- Provides occupational information by career clusters/pathways

**3. Of the following educational data systems, please identify the three (3) most important to you:**

- Assessment Systems - Student Centric
- Learning Management Systems - Teacher Centric
- Professional Development Systems
- Content Management Systems
- Educator Evaluation Systems
- Progress Monitoring/RTI Systems
- Credit Recovery Systems
- Collaboration and Communication Systems
- Career Education Systems

## Other Data Systems to Support Teaching and Learning

For the following group of questions, please consider systems BEYOND what is provided by your school district.

**4. Are you using additional data systems to support teaching and learning, aside from the tools provided by your school district? (For example, a classroom social media page or online content.)**

Yes

No

## Other Data Systems to Support Teaching and Learning (continued)

**5. Please identify any additional systems you use:**

**6. Are any of these systems obtained at a personal cost to you? (For example, do you pay for a subscription)**

Yes

No

## Other Data Systems - Estimated Personal Costs

**7. Please estimate the annual cost to you, personally, for the use these additional systems.**

\$ per year



## NETA LR 264 Focus Group Invitation

The Nebraska Department of Education will be hosting virtual focus groups to gather more in-depth information about the Nebraska's educational data systems. The focus group arranged for NETA members will be held on Monday, June 30 from 1:30 - 3:30 pm CST.

### **8. Are you interested and available to participate in the virtual focus group on Monday, June 30 at 1:30 - 3:30 pm CST?**

**(If you select yes below, we will send you more information about how to access the NETA virtual focus group)**

Yes

No

## Contact Information

### 9. Please provide your contact information below.

Name:

School/Organization:

Email Address:

## APPENDIX F: REFERENCES

Data Quality Campaign. (2014). Who Uses Student Data. Retrieved July 1, 2014, from <http://www.dataqualitycampaign.org/find-resources/who-uses-student-data/>

Data Quality Campaign. (2013). Nebraska State Analysis. Retrieved July 1, 2014 from Data Quality Campaign website: <http://www.dataqualitycampaign.org/files/pdf/stateprofiles/NE.pdf>.

Gross, B., and Jochim, A. (eds.). (2013). Prioritizing Productivity. The SEA of the Future, 2. San Antonio, TX: Building State Capacity & Productivity Center at Edvance Research, Inc.

NDE CIP Toolkit. Retrieved July 1, 2014 from Nebraska Department of Education Web Site: <http://www.education.ne.gov/CIPToolkit/index.html>.

Park, S., Hironaka, S., Carver, P. & Nordstrum, L. (2013). Continuous Improvement in Education. Carnegie Foundation for the Advancement of Teaching. Retrieved July 1, 2014 from: [http://www.carnegiefoundation.org/sites/default/files/carnegie-foundation\\_continuous-improvement\\_2013.05.pdf](http://www.carnegiefoundation.org/sites/default/files/carnegie-foundation_continuous-improvement_2013.05.pdf).

Smarick, A., and Squire, J. (2014). The State Education Agency: At the Helm, Not the Oar. Retrieved from the Thomas B. Fordham Institute for Advancing Educational Excellence website: <http://edexcellence.net/publications/the-state-education-agency-at-the-helm-not-the-oar>.

# APPENDIX G: LEGISLATIVE RESOLUTION 264

One Hundred Third Legislature

First Session

## LEGISLATIVE RESOLUTION 264

Introduced by Scheer, 19.

Purpose: The purpose of this resolution is to examine the education data system. The study shall include an assessment of the adequacy of the current data system maintained by the State Department of Education to provide timely access to relevant and accurate data to meet various needs, including information for teachers in public schools about student achievement in their classrooms, objective research regarding educational practices, data for policy formation and review, and accountability to the public regarding the performance of the public schools. This study shall include, but not be limited to, an examination of the following:

- 1) The costs of the data system;
- 2) Legislative access and public access to the department's data system;
- 3) The role and inter-relationships between the Nebraska Student and Staff Record System, the Consolidated Data System, the State of the Schools Report, and the Statewide Longitudinal Data System as developed pursuant to federal grant funding;
- 4) Timelines and access to financial information related to school spending, budgets, taxes, and state aid;
- 5) Adequacy of school staff data in the Nebraska Student and Staff Record System in relation to teacher and classified staff qualifications, assignments, degree level, college credits, and experience; and
- 6) Any other issue related to the education data system that the study committee deems important.

NOW, THEREFORE, BE IT RESOLVED BY THE MEMBERS OF THE ONE HUNDRED THIRD LEGISLATURE OF NEBRASKA, FIRST SESSION:

1. That the Education Committee of the Legislature shall be designated to conduct an interim study to carry out the purposes of this resolution.
2. That the committee shall upon the conclusion of its study make a report of its findings, together with its recommendations, to the Legislative Council or Legislature.

# APPENDIX H: COMPLETE BUDGET ESTIMATE

## Nebraska Department of Education Infrastructure Activities Biennium Budget Request

		Year 1	Year 2	Year 3
		FY 2016	FY 2017	FY 2018
		SY 2015-2016	SY 2016-2017	SY 2017-2018
		50 Districts	150 Districts	245 Districts
<b>Nebraska Education Infrastructure</b>	<i>Activities and Objectives</i>			
	Identify and collectively procure state-sponsored SIS(s)			
	Support SIS Vendor Ed-Fi Interfaces	\$ 166,667	\$ 166,667	\$ 166,667
<i>NDE will leverage the Ed-Fi infrastructure to connect source systems and drive down costs.</i>	Support assessment vendor Ed-Fi interfaces	166,667	166,667	166,667
	Other source system interfaces to Ed-Fi (HR,SRS, applications)	250,000	250,000	250,000
	Support transfer to state supported systems in years 2 and 3	166,667	166,667	166,667
	Develop identity management solution for statewide single sign-on ESUCC Infrastructure	100,000	100,000	100,000
	Infrastructure scaling and security audit activities	500,000	500,000	500,000
	Total Contractual Expenditures	250,000	250,000	250,000
		1,600,000	1,600,000	1,600,000
	<b>New Positions</b>			
	Chief of Staff	60,523	60,523	60,523
	Chief Technology Officer	68,502	68,502	68,502
	Lead	60,523	60,523	60,523
	Senior	55,047	55,047	55,047
	Analyst	50,099	50,099	50,099
	Analyst	50,099	50,099	50,099
	Total Salary Expenditures	344,793	344,793	344,793
	Benefits Expenditures	165,264	165,264	165,264
	Operating Expenditures	23,805	23,805	23,805
	Travel Expenditures	10,395	10,395	10,395
	Equipment Expenditures	60,360	-	-
	<b>Nebraska Education Infrastructure Total</b>	<b>\$ 2,204,617</b>	<b>\$ 2,144,257</b>	<b>\$ 2,144,257</b>
<b>NDE Accountability Data System</b>	<i>Objectives</i>			
	Statewide rollout with dual submissions (rollout plan based on SIS vendor)	\$ 500,000	\$ 500,000	\$ 500,000
<i>NDE will reduce the burden of accountability data submissions on districts through automated process leveraging the Ed-Fi infrastructure.</i>	Develop and validate state accountability reports	500,000	500,000	500,000
	Develop business rules and validation for automatic accountability submissions	250,000	250,000	250,000
	Develop and validate federal accountability report submissions	500,000	500,000	500,000
	Develop district review and approval infrastructure	250,000	250,000	250,000
	Total Contractual Expenditures	2,000,000	2,000,000	2,000,000
	<b>New Positions</b>			
	Director, Accountability Data Systems	68,502	68,502	68,502
	Program Specialist III	55,047	55,047	55,047
	Database Analyst Lead	60,523	60,523	60,523
	Database Analyst Senior	55,047	55,047	55,047
	Database Analyst	50,099	50,099	50,099
	Database Analyst	50,099	50,099	50,099
	Total Salary Expenditures	339,317	339,317	339,317
	Benefits Expenditures	164,380	164,380	164,380
	Operating Expenditures	23,805	23,805	23,805
	Travel Expenditures	14,070	14,070	14,070
	Equipment Expenditures	37,680	-	-
	<b>NDE Accountability Data System Total</b>	<b>\$ 2,579,252</b>	<b>\$ 2,541,572</b>	<b>\$ 2,541,572</b>

**Nebraska Department of Education Infrastructure Activities**  
**Biennium Budget Request**

		Year 1	Year 2	Year 3
		FY 2016	FY 2017	FY 2018
		SY 2015-2016	SY 2016-2017	SY 2017-2018
		50 Districts	150 Districts	245 Districts
<b>NDE Education Intelligence System</b>	<i>Objectives</i>			
	Dashboard statewide rollout	\$ 200,000	\$ 200,000	\$ 200,000
	Dashboard updates and extensions	500,000	500,000	500,000
	District data warehouses and reporting layer	333,333	333,333	333,333
	District data warehouse security layer (with and without de-identification)	250,000	250,000	250,000
	NDE data warehouse cubes and BI layer	166,667	166,667	166,667
	<b>Total Contractual Expenditures</b>	<b>1,450,000</b>	<b>1,450,000</b>	<b>1,450,000</b>
	<i>New Positions</i>			
	Chief Privacy Officer	79,873	79,873	79,873
	Director, Data Research and Evaluation	68,502	68,502	68,502
	Database Analyst Lead	60,523	60,523	60,523
	Database Analyst Senior	55,047	55,047	55,047
	Database Analyst	50,099	50,099	50,099
	Database Analyst	50,099	50,099	50,099
	<b>Total Salary Expenditures</b>	<b>364,143</b>	<b>364,143</b>	<b>364,143</b>
	Benefits Expenditures	168,387	168,387	168,387
	Operating Expenditures	24,510	35,510	35,510
	Travel Expenditures	17,680	17,680	17,680
	Equipment Expenditures	60,360	-	-
	<b>NDE Education Intelligence System Total</b>	<b>\$ 2,085,080</b>	<b>\$ 2,035,720</b>	<b>\$ 2,035,720</b>
<b>Help Desk &amp; Support</b>				
	Expand help-desk support to include Year 1,2 & 3 systems	\$ 50,000	\$ 50,000	\$ 50,000
	Develop professional development curriculum on Year 1,2 & 3 systems	50,000	50,000	50,000
	Integrate statewide ticketing system for "virtual help desk"	166,667	166,667	166,667
	Level 4 Support and Contracts	500,000	500,000	500,000
	<b>Total Contractual Expenditures</b>	<b>766,667</b>	<b>766,667</b>	<b>766,667</b>
	<i>New Positions</i>			
	Director, Project Management Office	68,502	68,502	68,502
	IT Help Desk Specialist Senior	50,099	50,099	50,099
	IT Help Desk Specialist	41,706	41,706	41,706
	IT Help Desk Specialist	41,706	41,706	41,706
	Project Manager	50,099	50,099	50,099
	Project Manager	50,099	50,099	50,099
	<b>Total Salary Expenditures</b>	<b>302,211</b>	<b>302,211</b>	<b>302,211</b>
	Benefits Expenditures	158,393	158,394	158,395
	Operating Expenditures	23,805	26,555	26,555
	Travel Expenditures	10,395	10,396	10,397
	Equipment Expenditures	43,350	-	-
	<b>Help Desk &amp; Support Total</b>	<b>\$ 1,304,821</b>	<b>\$ 1,264,223</b>	<b>\$ 1,264,225</b>
	<b>Total NDE DRE Capacity Building</b>	<b>\$ 8,173,770</b>	<b>\$ 7,985,772</b>	<b>\$ 7,985,774</b>


**Nebraska Department of Education Infrastructure Activities**  
Biennium Budget Request

	Year 1 FY 2016 SY 2015-2016 50 Districts	Year 2 FY 2017 SY 2016-2017 150 Districts	Year 3 FY 2018 SY 2017-2018 245 Districts
<b>NE Instructional Improvement System Objectives</b>			
<i>NDE will build the capacity of Nebraska educators to continuously improve the quality of instruction for students through integrated, efficient systems. This will serve as an application store.</i>			
Identify and collectively procure state-sponsored systems			
Support vendors in integrating with SSO and state data system	\$ 166,667	\$ 166,667	\$ 166,667
Provide PD for districts	83,333	83,333	83,333
System licenses paid by state	5,000,000	5,000,000	5,000,000
App Store			
Survey Resources and Tools			
Total Contractual Expenditures	<u>5,250,000</u>	<u>5,250,000</u>	<u>5,250,000</u>
New Positions			
Director, Instructional Improvement System	68,502	68,502	68,502
Education Specialist IV	68,502	68,502	68,502
Program Specialist III	60,523	60,523	60,523
Applications Developer Lead	60,523	60,523	60,523
Applications Developer Senior	55,047	55,047	55,047
Applications Developer	50,099	50,099	50,099
Applications Developer	50,099	50,099	50,099
Total Salary Expenditures	<u>413,295</u>	<u>413,295</u>	<u>413,295</u>
Benefits Expenditures	194,588	194,588	194,588
Operating Expenditures	28,360	39,360	39,360
Travel Expenditures	22,475	22,475	22,475
Equipment Expenditures	66,640	-	-
<b>NE Instructional Improvement System Total</b>	<b><u>\$ 5,975,358</u></b>	<b><u>\$ 5,919,718</u></b>	<b><u>\$ 5,919,718</u></b>
<b>Total NDE DRE Budget Issue Requests</b>	<b><u>\$ 14,149,128</u></b>	<b><u>\$ 13,905,490</u></b>	<b><u>\$ 13,905,492</u></b>









District Personnel Resources

## Teaching & Learning

*Staff & Curriculum Development, Application Selection & Support, Student Workflow, Technology Integration*

## Teaching & Learning

*Staff & Curriculum Development, Application Selection & Support, Student Workflow, Technology Integration*

## Tech Infrastructure

*Servers & Hardware, Network Equipment, Cabling & Wireless, Filtering & Firewalls, Data Storage & Backup, UPS & Disaster Recovery*

## Tech Infrastructure

*Servers & Hardware, Network Equipment, Cabling & Wireless, Filtering & Firewalls, Data Storage & Backup, UPS & Disaster Recovery*

Technology Resources

Skills

Instructional Resources

# Service and Support Model Common Language

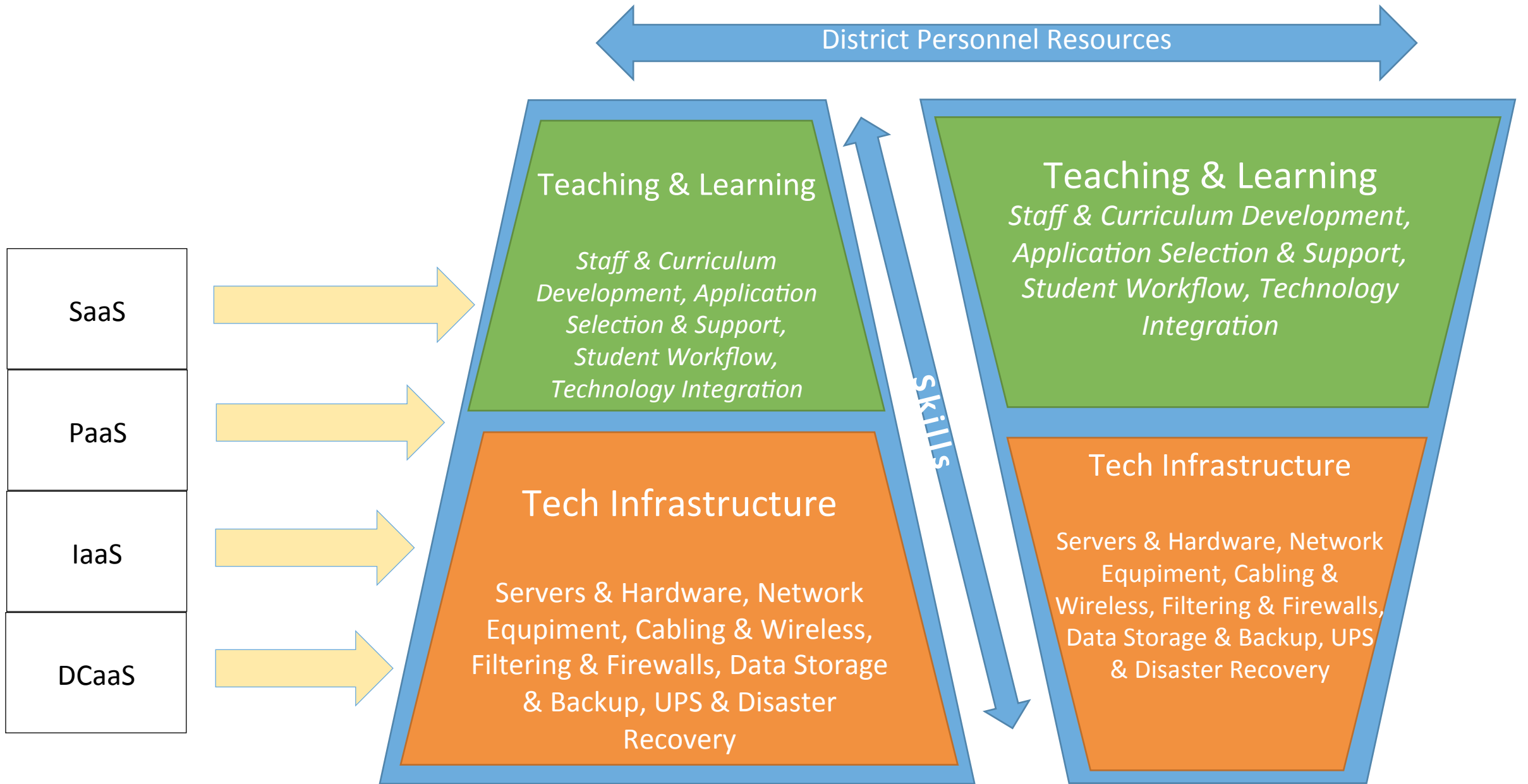
Local	Private	Hybrid / Managed Service	Public / Commodity

Software as a Service (SaaS)  
**Applications** used in teaching, learning and administration

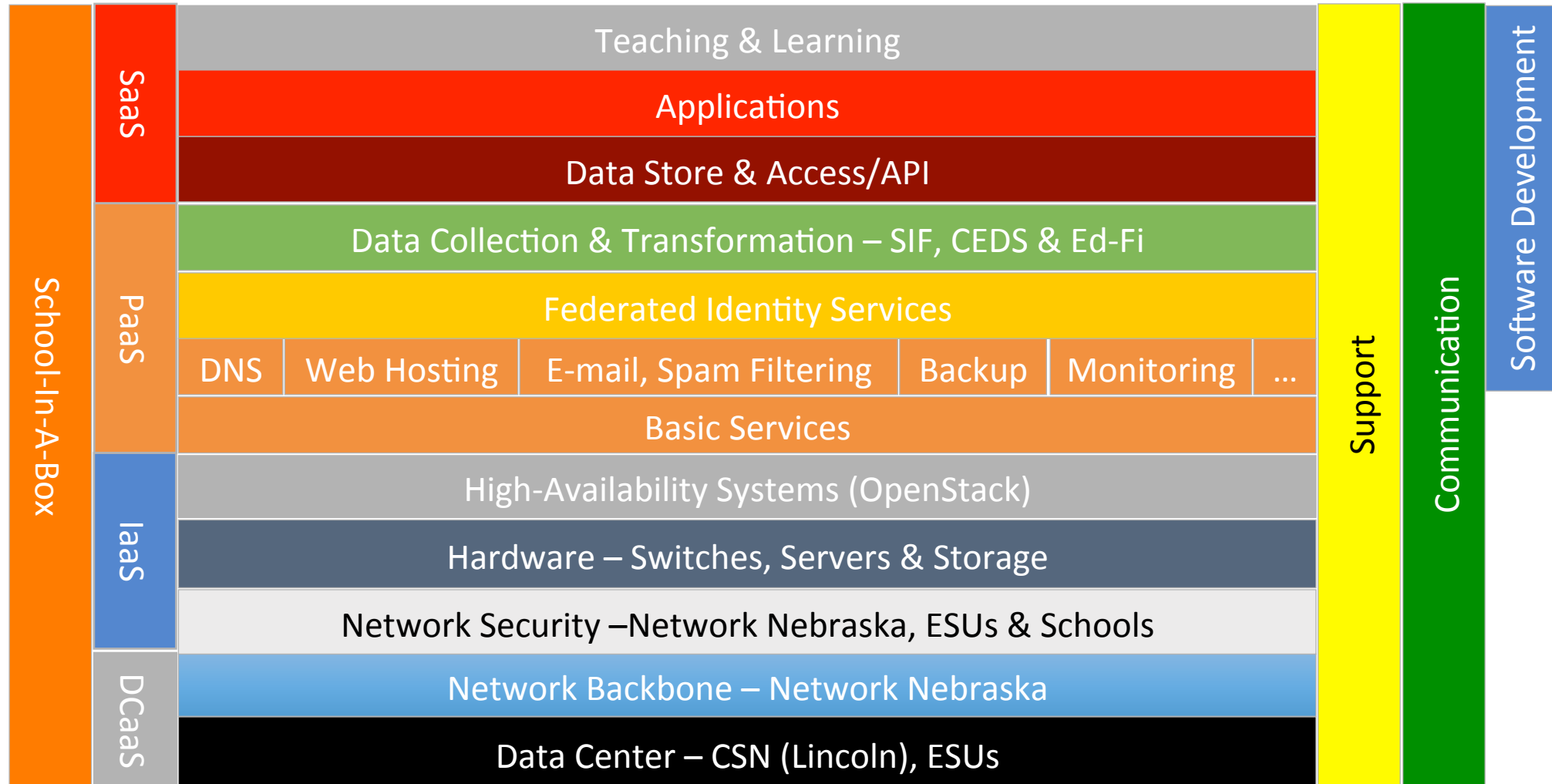
Platform as a Service (PaaS)  
**Components** software needs to operate—operating systems, services, databases

Infrastructure as a Service (IaaS)  
**Servers, storage, network, virtualization** – needed by platform & software

Data Center as a Service (DCaaS)  
**Physical location and environment** for server, storage & network equipment



# Infrastructure Layers



# Technology Committee Update

*Scott Isaacson*

February 10, 2016

## Statewide Technology Plan

### **Nebraska Cloud Infrastructure Support**

The purpose of this effort is to seek the best way of providing statewide technology services through balancing efficiency, cost effectiveness, data protection, support and staffing. The more school districts and ESUs who approach these needs together, the more we will all be able to improve service and drive down costs. This will likely be through a continuum of services hosted locally, privately and public commodity hosting services in other areas, but the first step is determining the needs of school districts and ESUs and how they are or aren't being met now. The work at this stage is not focused on HOW to best provide services, but on what services and functions are needed statewide, and where there are opportunities for cooperation.

There are a NOC meeting and a NETA tech coordinators meeting next week where discussions and listening will continue. SuAnn Witt has offered help in assessing needs and in bringing together data already in hand such as the LR264 study.

### **Server Hardware Installation**

The Nexenta SAN was configured this week and is undergoing testing so it can be endorsed by the support team and put into production. All other servers and equipment purchased are in production now.

### **Backup Service**

We are evaluating a backup framework that will be able to serve ESUCC needs for off-site backup as well as provide capacity that could be used by ESUs and school districts. I am preparing an analysis of solutions by EMC, CommVault, Binovia, Carbonite and the IlliniCloud to present to NOC at its meeting next week and will seek their endorsement of a solution before bringing it back to the ESUCC technology committee and board for action.

### **SSO and App Launch Portal**

Software updates have been developed for the uPortal software through joint efforts of our project, the IlliniCloud and Unicon as our joint contractor. I am in the process of applying these updates to our development environment and completing documentation of the process for rolling out the software to ESUs and districts. Six additional early adopter districts will be connected to the single sign-on framework in the next two weeks as they begin their data upload activities with the ADVISER system.

## **Multi-State Collaboration (K12 Federation)**

Our collaborative group has expanded to include a fifth member with the addition of the Center for Education Innovation in New York. At our Nevada meeting, we focused our work into three areas: technology assets and sharing, community-building, and sustainability/business model. The group as a whole and the work groups meet weekly to lay out a framework for ongoing, sustainable collaboration within the group and cooperation with existing groups doing related work. The grant funding will provide for another face-to-face meeting in Albany, NY in March. Following that meeting, the group will report and recommend future direction.

## **LMS**

Conversion work continues for districts onto the Canvas and Schoology systems. Canvas, Schoology, Blackboard Learn and Moodle (hosted by Blackboard) are all available through the COOP purchasing program. Districts representing just over 19,000 users have elected to continue using the ANGEL system this year. ANGEL support ends in 2016, and the ESUCC will be discontinuing ANGEL service as of August 31, 2016. Technical problems with ANGEL exports have been resolved with the help of ANGEL support. Districts or users continuing to experience export problems should open a ticket with our Helpdesk at [help@esucc.org](mailto:help@esucc.org).

## **ADVISER Ed-Fi Dashboard**

Pilot districts are now connecting to the production ADVISER environment, and within the next two weeks six of the early adopter districts will begin uploading data from the SISs into the ADVISER data store. The PowerSchool pilot districts plan to roll the system out to some of their users in 2nd semester 2015-16. 24 additional early adopter districts are on track to begin data staging activities in early 2016 with a planned summer, 2016 beginning rollout to their users.

## **SRS**

Mike Danahy, Wade Fruhling and I have begun meeting regularly to organize development work on SRS into 4-week periods called sprints. This is terminology from Agile software development. The concept is meant to speed up overall development and provide very early feedback on changes made to be as efficient as possible with time. The hardware purchase mentioned above will provide resources to the SRS hosting environment and allow better separation of the development, staging and production environments. Mike Danahy is working on three areas: converting legacy pages of the application to the Zend framework, developing data import and export processes for district data exchange, and responding to problem reports and application changes as needed.

## **Software Development Team from UNO**

A team of students from a UNO information technology capstone class will be developing an account-provisioning tool this semester based on data from the ADVISER data store and accounts in directory systems that are widely-used statewide. This has been identified as a need at different levels and it is my hope we can build ongoing relationship with UNO and other universities to develop and maintain software to meet statewide needs.





## Committee Report

**PROJECT NAME:** BlendEd and Distance Ed

**PROJECT DIRECTOR:** Beth Kabes

**REPORT PERIOD:** February, 2016

### COMMITTEE REPORT:

BlendEd continues to meet every Friday morning at 9 a.m. over zoom. Discussion items include since November:

[February 5, 2016 - Budget, Communication, Advisory Members, Resources, BlendEd Pilot Next Steps](#)

[January 29, 2016 - Joint Meeting, LB 1206, Budget, Communication, Blended Pilot](#)

[January 15, 2016 - ESUPDO Meeting, Advisory, NCSA Partnership, Instructional Delivery Plan](#)

[January 8, 2016 - Strategic Plan, LOR, NE uPortal, Joint Meeting, BlendEd Retreat, Budget](#)

### DEAC REPORT:

[DEAC met with TAG, Imat for a joint meeting on 1.28.16](#)

Reports from:

Update the Nebraska BlendEd and Distance Learning Sites page -

<https://sites.google.com/a/esu10.org/dl-teachers-manual/>

ESUCC Calendar

NITC

NNAG

NDE

EdReady/NROC

NVIS

NDLA

Connections with IlliniCloud

### OLD BUSINESS:

NVIS -

Nate provided an update on the work on the NVIS. Will provide a demonstration at February 17, 2016 meeting.

EdReady

Looking to work with pilot schools and develop a plan to implement with further fidelity

LOR Sub-Committee

Reviewed Amazon Inspire again. Will have a second session with Learn360 and their LOR options on Feb 9.

**NEW BUSINESS:**

BlendEd

Will be presenting for Conference on Blended and Online Learning (Craig Hicks), NDLA (Criag, Beth, Linda), NETA (Scott Isaacson, Beth, Dawn Ferreyra) ISTE (Craig, Beth, Linda)  
Submitting proposals for AQuESTT, Administrator Days

DEAC

Will be presenting for USDLA in May.

Meeting with NROC, Gary Lopez and Terri Rowenhorst, on strategic plan for continued NROC/EdReady implementation.



## Committee Report

**PROJECT NAME:** IMat

**PROJECT DIRECTOR:** Rhonda Eis

**REPORT PERIOD:** February 2016

### COMMITTEE REPORT:

#### Learn360

Status update following the relaunch of the new site in January.

- Enhanced administrative functionality rolled out in phases.
  - Usage statistics and reports will be available by the second week of February.
  - New management tools to upload new content will be available in late February.
- Issues with user accounts have been corrected and any concerns with Single Sign-On (SSO) and LTI authentication are being addressed.

Upcoming system-wide webinars:

- Wed. 2/17/16, 3:00 p.m. (CT): Overview of My Learn360
- Thurs. 2/18/16, 3:00 p.m. (CT): New Learn360 Admin Portal

ESU specific webinar and discussions:

- February 9 – Introduction to the Admin Portal and usage report section with another meeting time for later in February or early March for training on the custom content and other administrative functions.

#### New Acquisitions and Special Projects 2015-16

Recommendations for these projects to be discussed at the March meeting

#### MSA 2016-17

Dave met with the Molly Aschoff (IMat chair), Rhonda Eis and Beth Kabes to evaluate the language in the master service agreement. Recommendations were made to update the IMat sections to match the vision statement for IMat. Those changes have been sent on to Karen Haase for evaluation.


### **Overview of the TAG, IMat, DEAC, BlendEd Joint Meeting**

On January 28<sup>th</sup>, the three affiliates membership (IMat, TAG, DEAC) and BlendEd leaders met for the first time as a large group to discuss a new meeting format with the goal to enhance communication, be efficient and effective in planning, development and implementation while maintaining autonomy and skill sets of each affiliate. There was good representation from most ESUs for each of the affiliates. Only one ESU didn't have a presence and three others didn't have representation for all affiliates, but had a person for at least one.

The attendees divided into smaller groups to compare and contrast meeting times, agenda and focus items and then came back together to share ideas on how to work more effectively together. A smaller group of the affiliate leadership from TAG, IMat, DEAC was established to draft a plan based upon discussion that day. The remaining meeting time was spent with each affiliate group taking a turn to discuss focus topics. Affiliate members will have the opportunity to discuss the ideas for a new structure at their next scheduled affiliate meeting. The elected leadership from each group will meet again in May.

### **IMAT next meeting date:**

March 17 - ESU 8/Zoom - all day



**Buffalo County Clerk**

**Janice I. Giffin**

Buffalo County Courthouse

1512 Central Avenue

P.O. Box 1270

Kearney, NE 68848-1270

Phone: (308) 236-1226

Fax : (308) 236-1223

clerk@buffalocounty.ne.gov

January 13, 2016

Educational Service Unit 10

Ron Cone

PO Box 850

Kearney, NE 68848

Re: ESU 10-Buffalo Co Interlocal Agreement

Educational Service Unit 10:

Enclosed are two copies of the Interlocal Agreement for Cooperative Public/Governmental Purchasing. Please sign one copy, retain one copy and return remaining copy to:

Buffalo County Clerk

PO Box 1270

Kearney, NE 68848

Please feel free to call me if you have any questions regarding this matter.

Thank You,

Janice I. Giffin

Buffalo County Clerk

JIG/jt

Enclosures

## **INTERLOCAL AGREEMENT FOR COOPERATIVE PUBLIC/GOVERNMENTAL PURCHASING**

This Interlocal Agreement ("Agreement") is made and entered into under the provisions of the Nebraska Interlocal Cooperation Act, NEB. REV. STAT. §§ 13-801 to 13-827 ("Act"), between the Educational Service Unit Coordinating Council, commonly known as ESUCC ("ESUCC"), and The County of Buffalo, commonly known as Buffalo County. The parties are referred to collectively as "Agencies."

WHEREAS, the Act, provides that two or more public agencies may enter into an agreement for joint or cooperative action, and this Agreement is made and entered into pursuant to the provisions of that Act; and

WHEREAS, each entity is a "public agency" pursuant to NEB. REV. STAT. § 13-803(2), as amended;

WHEREAS, the ESUCC and Buffalo County desire to jointly bid and contract, for supplies, materials, equipment, and services through the ESUCC's Cooperative Purchasing Program;

WHEREAS, each party agrees to extend to the other party the right to purchase pursuant to such bids and contracts to the extent permitted by law, and to the extent agreed upon between each party and the bidder, contractor, vendor, supplier, or service provider;

WHEREAS, the Agencies desire to make the most efficient use of their taxing authority and other powers to enable them to cooperate with each other and other entities as further agreed on the basis of mutual advantage to provide goods, services, and facilities in a manner and pursuant to forms of governmental organization that will accord the best results in terms of geographic, economic, population, and other factors that will influence the needs and development of the Agencies;

WHEREAS, the ESUCC will provide organizational and administrative structure for sourcing/bidding; provide marketing of Nebraska ESUCC Cooperative Purchasing to expand membership, awarded contracts, and commodity categories; and provide members

with current awarded vendor contracts, instructions for obtaining quotes and ordering procedures;

WHEREAS, Buffalo County commits to participate in the Nebraska ESUCC Cooperative Purchasing program by purchasing goods and services from awarded contracts when in the best interest of the entity and to pay awarded vendors in a timely manner per the Terms & Conditions of the contract for all goods and services received and

WHEREAS, the Agencies have passed resolutions authorizing each Agency to approve and enter into this Agreement;

NOW, THEREFORE, in consideration of the mutual covenants contained herein, it is agreed by the parties as follows:

**1. Recitals.** The foregoing Recitals are hereby incorporated into and made a part of this Agreement.

**2. No Separate Legal Entity.** This Agreement does not establish a separate legal or joint entity.

**3. Purpose.** The purposes of this Agreement are as provided in the Recitals and paragraph 6.

**4. Term.** This Agreement shall remain in full force and effect until terminated or modified by mutual agreement of the parties.

**5. Administration.** The ESUCC Executive Director shall be responsible for administering the cooperative undertaking described in this Agreement. The Administrator may take any action authorized, either explicitly or implicitly, by the Interlocal Cooperation Act, including any action that may be necessary to perform the duties and functions as provided in this Agreement.

**6. Bids and Contracts.** Each party from time to time may solicit public bids and enter into contracts on its own behalf to purchase supplies, material, equipment, and services. Each of the parties agrees to extend to the other party the right to purchase pursuant to such bids and contracts to the extent permitted by law, and to the extent agreed upon between each party and the bidder, contractor, vendor, supplier, or service provider. Each of the parties shall contract directly with the bidder, contractor, vendor, supplier, or

service provider, and pay directly in accordance with its own payment procedures for its own purchases. Any purchase made pursuant to this Agreement is not a purchase from either of the parties. This Agreement shall create no obligation for either of the parties to purchase any particular good or service, nor create to either of the parties any assurance, warranty, or other obligation from the other party with respect to purchasing or supplying any good or service.

**7. Manner of Acquiring, Holding, and Disposing of Real and Personal Property.** The Agencies do not anticipate a need to acquire, hold, or dispose of real property to accomplish the purposes of this Agreement. The Agencies' respective governing boards shall determine the manner of acquiring, holding, or disposing of real property in the event that such a need arises. In no event shall the Administrator have the authority to acquire real property on behalf of the Agencies.

**8. Financing and Budgeting.** Each party will finance its respective responsibilities under this agreement through its existing internal financing and budgeting processes. The parties shall provide a copy of their respective budgets to the Administrator upon request.

**9. Expenses.** Unless provided otherwise herein, all expenses of this Agreement shall be shared and paid equally by the Agencies.

**10. Taxes.** This Agreement does not grant the Agencies any authority to levy, collect, or account for any tax authorized under sections 13-318 through 13-326 or 13-2813 through 2816.

**11. Nondiscrimination.** The Agencies shall not discriminate against any employee or applicant who is to be employed for performance of this Agreement with respect to his or her hire, tenure, terms, conditions, or privileges of employment, because of his race, color, religion, sex, disability, or national origin.

**12. Employment Eligibility Verification.** The Agencies shall use a federal immigration verification system to determine the work eligibility status of employees hired on or after October 1, 2009 and who are physically performing services within the State of Nebraska. If a party employs or contracts with any subcontractor in connection with this Agreement, the contracting party shall include a provision in



the contract requiring the subcontractor to use a federal immigration verification system to determine the work eligibility status of new employees physically performing services within the State of Nebraska.

**13. Termination.** Either party may terminate this agreement by providing written notice to the other party not less than 60 days prior to termination. Any funds contributed to or for the benefit of this Agreement in possession of any of the Agencies upon termination of this Agreement shall be divided as nearly as practicable in proportion to the amounts contributed over the life of the Agreement. Any other personal property owned by any of the Agencies as a result of this Agreement shall be the property of the party that purchased it. In the event that the cost of the personal property was shared equally by the Agencies, the property shall be liquidated or distributed in kind upon the termination of this Agreement. If a dispute arises between the Agencies as to the value of such property or as to how it will be distributed, such property shall be sold by taking bids at public auction and selling said property to the highest bidder with the proceeds therefrom being divided equally by the Agencies. Termination shall not impair a party's obligation for its share of any outstanding indebtedness incurred under this Agreement.

**14. Withdrawal.** An Agency's governing board may withdraw from this Agreement by passing a resolution and submitting a copy of it to the other Agency at least 60 days in advance of the stated date of withdrawal. Withdrawal shall not impair an Agency's obligation for its share of any outstanding indebtedness.

**15. Insurance.** Each party shall obtain and pay for its own insurance coverage for their participation in this Agreement.

**16. Notice.** Each Agency giving any Notice ("Notice") under this Agreement must give written Notice by personal delivery, registered or certified Mail (in each case, return receipt requested and postage prepaid), or electronic mail (to the Agency's then executive officer or the governing board's president, with receipt confirmed). Notice shall be sent to the following addressees at the following addresses:

ESUCC: ESUCC

Attn: Executive Director  
6949 South 110th Street  
LaVista, NE 68128

Buffalo County: Buffalo County  
Attn: Janice I. Giffin  
1512 Central Avenue  
Kearney, NE 68847

Notice is effective only if the party giving the Notice has complied with this section.

**17. Amendments and Modifications.** The Agencies may amend or modify this Agreement only by a written agreement signed by both parties that identifies itself as an amendment or modification to this Agreement. No other alterations in the terms of this agreement shall be valid or binding.

**18. Severability.** If any provision of this Agreement is determined to be unenforceable, the remaining provisions of this Agreement shall remain in full force, if the essential terms and conditions of this Agreement for each party remain enforceable.

**19. Counterparts.** The Agencies may execute this Agreement in multiple counterparts, each of which constitutes an original, and all of which, collectively, constitute only one agreement. The signatures of all of the Agencies need not appear on the same counterpart, and delivery of an executed counterpart signature page by facsimile or other electronic means is as effective as executing and delivering this Agreement in the presence of the other Agencies to this Agreement. This Agreement is effective upon delivery of one executed counterpart from each Agency to the other Agencies. In proving this Agreement, an Agency must produce or account only for the executed counterpart of the Agency to be charged.


**20. Assignment.** The Agencies shall not assign or otherwise dispose of this Agreement or any duty, right, or responsibility contemplated in this Agreement to any other person or entity without the previous written consent of each of the other Agencies.

**21. Entire Agreement.** The Agreement is the complete and exclusive expression of the Agencies' agreement on the matters contained in this Agreement. All prior and contemporaneous negotiations and agreements between the Agencies on the matters contained in this Agreement are expressly merged into and superseded by this Agreement.

**EDUCATIONAL SERVICE UNIT  
COORDINATING COUNCIL**

\_\_\_\_\_ Date: \_\_\_\_\_, 2015  
David M. Ludwig  
Executive Director

**Buffalo County**  
William C. Mullen Date: 12/22, 2015  
Printed Name: William C. Mullen  
Title: Chair



**Buffalo County Clerk**

**Janice I. Giffin**

Buffalo County Courthouse

1512 Central Avenue

P.O. Box 1270

Kearney, NE 68848-1270

Phone: (308) 236-1226

Fax : (308) 236-1223

clerk@buffalocounty.ne.gov

January 13, 2016

Educational Service Unit 10

Ron Cone

PO Box 850

Kearney, NE 68848

Re: ESU 10-Buffalo Co Interlocal Agreement

Educational Service Unit 10:

Enclosed are two copies of the Interlocal Agreement for Cooperative Public/Governmental Purchasing. Please sign one copy, retain one copy and return remaining copy to:

Buffalo County Clerk

PO Box 1270

Kearney, NE 68848

Please feel free to call me if you have any questions regarding this matter.

Thank You,

Janice I. Giffin

Buffalo County Clerk

JIG/jt

Enclosures

## **INTERLOCAL AGREEMENT FOR COOPERATIVE PUBLIC/GOVERNMENTAL PURCHASING**

This Interlocal Agreement ("Agreement") is made and entered into under the provisions of the Nebraska Interlocal Cooperation Act, NEB. REV. STAT. §§ 13-801 to 13-827 ("Act"), between the Educational Service Unit Coordinating Council, commonly known as ESUCC ("ESUCC"), and The County of Buffalo, commonly known as Buffalo County. The parties are referred to collectively as "Agencies."

WHEREAS, the Act, provides that two or more public agencies may enter into an agreement for joint or cooperative action, and this Agreement is made and entered into pursuant to the provisions of that Act; and

WHEREAS, each entity is a "public agency" pursuant to NEB. REV. STAT. § 13-803(2), as amended;

WHEREAS, the ESUCC and Buffalo County desire to jointly bid and contract, for supplies, materials, equipment, and services through the ESUCC's Cooperative Purchasing Program;

WHEREAS, each party agrees to extend to the other party the right to purchase pursuant to such bids and contracts to the extent permitted by law, and to the extent agreed upon between each party and the bidder, contractor, vendor, supplier, or service provider;

WHEREAS, the Agencies desire to make the most efficient use of their taxing authority and other powers to enable them to cooperate with each other and other entities as further agreed on the basis of mutual advantage to provide goods, services, and facilities in a manner and pursuant to forms of governmental organization that will accord the best results in terms of geographic, economic, population, and other factors that will influence the needs and development of the Agencies;

WHEREAS, the ESUCC will provide organizational and administrative structure for sourcing/bidding; provide marketing of Nebraska ESUCC Cooperative Purchasing to expand membership, awarded contracts, and commodity categories; and provide members

with current awarded vendor contracts, instructions for obtaining quotes and ordering procedures;

WHEREAS, Buffalo County commits to participate in the Nebraska ESUCC Cooperative Purchasing program by purchasing goods and services from awarded contracts when in the best interest of the entity and to pay awarded vendors in a timely manner per the Terms & Conditions of the contract for all goods and services received and

WHEREAS, the Agencies have passed resolutions authorizing each Agency to approve and enter into this Agreement;

NOW, THEREFORE, in consideration of the mutual covenants contained herein, it is agreed by the parties as follows:

**1. Recitals.** The foregoing Recitals are hereby incorporated into and made a part of this Agreement.

**2. No Separate Legal Entity.** This Agreement does not establish a separate legal or joint entity.

**3. Purpose.** The purposes of this Agreement are as provided in the Recitals and paragraph 6.

**4. Term.** This Agreement shall remain in full force and effect until terminated or modified by mutual agreement of the parties.

**5. Administration.** The ESUCC Executive Director shall be responsible for administering the cooperative undertaking described in this Agreement. The Administrator may take any action authorized, either explicitly or implicitly, by the Interlocal Cooperation Act, including any action that may be necessary to perform the duties and functions as provided in this Agreement.

**6. Bids and Contracts.** Each party from time to time may solicit public bids and enter into contracts on its own behalf to purchase supplies, material, equipment, and services. Each of the parties agrees to extend to the other party the right to purchase pursuant to such bids and contracts to the extent permitted by law, and to the extent agreed upon between each party and the bidder, contractor, vendor, supplier, or service provider. Each of the parties shall contract directly with the bidder, contractor, vendor, supplier, or

service provider, and pay directly in accordance with its own payment procedures for its own purchases. Any purchase made pursuant to this Agreement is not a purchase from either of the parties. This Agreement shall create no obligation for either of the parties to purchase any particular good or service, nor create to either of the parties any assurance, warranty, or other obligation from the other party with respect to purchasing or supplying any good or service.

**7. Manner of Acquiring, Holding, and Disposing of Real and Personal Property.** The Agencies do not anticipate a need to acquire, hold, or dispose of real property to accomplish the purposes of this Agreement. The Agencies' respective governing boards shall determine the manner of acquiring, holding, or disposing of real property in the event that such a need arises. In no event shall the Administrator have the authority to acquire real property on behalf of the Agencies.

**8. Financing and Budgeting.** Each party will finance its respective responsibilities under this agreement through its existing internal financing and budgeting processes. The parties shall provide a copy of their respective budgets to the Administrator upon request.

**9. Expenses.** Unless provided otherwise herein, all expenses of this Agreement shall be shared and paid equally by the Agencies.

**10. Taxes.** This Agreement does not grant the Agencies any authority to levy, collect, or account for any tax authorized under sections 13-318 through 13-326 or 13-2813 through 2816.

**11. Nondiscrimination.** The Agencies shall not discriminate against any employee or applicant who is to be employed for performance of this Agreement with respect to his or her hire, tenure, terms, conditions, or privileges of employment, because of his race, color, religion, sex, disability, or national origin.

**12. Employment Eligibility Verification.** The Agencies shall use a federal immigration verification system to determine the work eligibility status of employees hired on or after October 1, 2009 and who are physically performing services within the State of Nebraska. If a party employs or contracts with any subcontractor in connection with this Agreement, the contracting party shall include a provision in

the contract requiring the subcontractor to use a federal immigration verification system to determine the work eligibility status of new employees physically performing services within the State of Nebraska.

**13. Termination.** Either party may terminate this agreement by providing written notice to the other party not less than 60 days prior to termination. Any funds contributed to or for the benefit of this Agreement in possession of any of the Agencies upon termination of this Agreement shall be divided as nearly as practicable in proportion to the amounts contributed over the life of the Agreement. Any other personal property owned by any of the Agencies as a result of this Agreement shall be the property of the party that purchased it. In the event that the cost of the personal property was shared equally by the Agencies, the property shall be liquidated or distributed in kind upon the termination of this Agreement. If a dispute arises between the Agencies as to the value of such property or as to how it will be distributed, such property shall be sold by taking bids at public auction and selling said property to the highest bidder with the proceeds therefrom being divided equally by the Agencies. Termination shall not impair a party's obligation for its share of any outstanding indebtedness incurred under this Agreement.

**14. Withdrawal.** An Agency's governing board may withdraw from this Agreement by passing a resolution and submitting a copy of it to the other Agency at least 60 days in advance of the stated date of withdrawal. Withdrawal shall not impair an Agency's obligation for its share of any outstanding indebtedness.

**15. Insurance.** Each party shall obtain and pay for its own insurance coverage for their participation in this Agreement.

**16. Notice.** Each Agency giving any Notice ("Notice") under this Agreement must give written Notice by personal delivery, registered or certified Mail (in each case, return receipt requested and postage prepaid), or electronic mail (to the Agency's then executive officer or the governing board's president, with receipt confirmed). Notice shall be sent to the following addressees at the following addresses:

ESUCC: ESUCC



Attn: Executive Director  
6949 South 110th Street  
LaVista, NE 68128

Buffalo County: Buffalo County  
Attn: Janice I. Giffin  
1512 Central Avenue  
Kearney, NE 68847

Notice is effective only if the party giving the Notice has complied with this section.

**17. Amendments and Modifications.** The Agencies may amend or modify this Agreement only by a written agreement signed by both parties that identifies itself as an amendment or modification to this Agreement. No other alterations in the terms of this agreement shall be valid or binding.

**18. Severability.** If any provision of this Agreement is determined to be unenforceable, the remaining provisions of this Agreement shall remain in full force, if the essential terms and conditions of this Agreement for each party remain enforceable.

**19. Counterparts.** The Agencies may execute this Agreement in multiple counterparts, each of which constitutes an original, and all of which, collectively, constitute only one agreement. The signatures of all of the Agencies need not appear on the same counterpart, and delivery of an executed counterpart signature page by facsimile or other electronic means is as effective as executing and delivering this Agreement in the presence of the other Agencies to this Agreement. This Agreement is effective upon delivery of one executed counterpart from each Agency to the other Agencies. In proving this Agreement, an Agency must produce or account only for the executed counterpart of the Agency to be charged.

**20. Assignment.** The Agencies shall not assign or otherwise dispose of this Agreement or any duty, right, or responsibility contemplated in this Agreement to any other person or entity without the previous written consent of each of the other Agencies.

**21. Entire Agreement.** The Agreement is the complete and exclusive expression of the Agencies' agreement on the matters contained in this Agreement. All prior and contemporaneous negotiations and agreements between the Agencies on the matters contained in this Agreement are expressly merged into and superseded by this Agreement.

**EDUCATIONAL SERVICE UNIT  
COORDINATING COUNCIL**

\_\_\_\_\_ Date: \_\_\_\_\_, 2015  
David M. Ludwig  
Executive Director

**Buffalo County**  
William C. Mullen Date: 12/22, 2015  
Printed Name: Wm C. Mullen  
Title: Chair



November 2, 2015

ESU Administrators

On behalf of the Blended Learning Pilot Project Team, I want to invite you to join in the blended learning movement. This project will provide leadership and guidance for schools in your region to enrich their progress in reaching goals for all students. To quote Commissioner Blomstedt, "The fact of the matter is, we're improving education for every student, every day."

The documents included in the enclosed packet include information for a two-year pilot. This pilot has been developed with the cooperation and collaboration of ESUCC and NCSA. The team of ESU Technology Affiliate Group (TAG) members Nick Ziegler and Dawn Ferreyra as well as Executive Director, David Ludwig have worked along side with NCSA representatives Mike Dulaney, Megan Hillabrand and Ryan Ricenbaw from Waverly. This team has spent numerous hours reviewing and learning what are the best practices to implement a systemic blended learning environment in schools.

Take a look at the timeline of the project. The first steps will include bringing in school teams to work with national leaders in blended learning from Highlander Institute. At that time, a school plan will be developed by the team members and their ESU partner that will define the process to implement a systemic blended learning plan.

The second page identifies criteria of readiness for schools. Review that list to ensure the foundational systems are in place for a positive experience. Please review this rubric with your staff to identify potential schools that would benefit by applying for the pilot. Notice this page can also be used as an application for the pilot project. Applications will be accepted until January 15 where ESU TAG members will be evaluating the received applications and identify those districts/schools that will be selected for the pilot project at the January ESUPDO meeting.

For questions regarding the Blended Pilot Project, please contact your TAG representative or contact Nick, Dawn or myself. This project will bring much-needed support for the statewide initiative and implementation of strategies to enhance district achievement goals.

Sincerely

Beth Kabes  
Director of Blended and Distance Education  
Educational Service Unit Coordinating Council

**ESU Blended Contact Representatives**  
**November 9, 2015**

The following is a list of ESU Blended Contact Representatives for the Blended Pilot Project:

ESU 1	Chris Good	<a href="mailto:cgood@esu1.org">cgood@esu1.org</a>
ESU 2	Eileen Barks	<a href="mailto:ebarks@esu2.org">ebarks@esu2.org</a>
ESU 3	Robbie Jensen	<a href="mailto:rjensen@esu3.org">rjensen@esu3.org</a>
ESU 4	Gregg Robke	<a href="mailto:grobke@esu4.net">grobke@esu4.net</a>
ESU 5	Nick Ziegler	<a href="mailto:nziegler@esu5.org">nziegler@esu5.org</a>
ESU 6	Lynne Herr	<a href="mailto:lynne.herr@esu6.org">lynne.herr@esu6.org</a>
ESU 7	Otis Pierce	<a href="mailto:opierce@esu7.org">opierce@esu7.org</a>
ESU 8	Molly Ashoff	<a href="mailto:mashoff@esu8.org">mashoff@esu8.org</a>
ESU 9	Lois Hafer	<a href="mailto:lois.hafer@esu9.us">lois.hafer@esu9.us</a>
ESU 10	Jason Evertt	<a href="mailto:jeverett@esu10.org">jeverett@esu10.org</a>
ESU 11	Jody Bauer	<a href="mailto:jody.bauer@esu11.org">jody.bauer@esu11.org</a>
ESU 13	Craig Hicks	<a href="mailto:CHicks@esu13.org">CHicks@esu13.org</a>
ESU 15	Todd Weimer	<a href="mailto:tweimer@esu15.org">tweimer@esu15.org</a>
ESU 16	Melissa Engel	<a href="mailto:mengel@esusixteen.org">mengel@esusixteen.org</a>
ESU 17	Patty Finney	<a href="mailto:pfinney@esu17.org">pfinney@esu17.org</a>
ESU 18	Linda Dickeson	<a href="mailto:ldickes@lps.org">ldickes@lps.org</a>
ESU 19	Dawn Ferreyra	<a href="mailto:dawn.ferreyra@ops.org">dawn.ferreyra@ops.org</a>



## ESUCC NCSA BlendEd Pilot Project

The Nebraska Department of Education (NDE) and the Educational Service Unit Coordinating Council (ESUCC) established three state-wide initiatives in the Spring of 2013. One of these is supporting and promoting BlendEd. BlendEd enhances best practices associated with face to face classrooms with technology to empower students with control over time, place, path and/or pace of learning.

Much work has been done across the state to provide professional learning opportunities for teachers promoting BlendEd. While across the state there are pockets of teachers doing great things, there are few examples of school-wide implementation of BlendEd. To build district capacity for BlendEd, ESUCC and the Nebraska Council of School Administrators (NCSA) are partnering to provide districts the opportunity to participate in the ESUCC NCSA BlendEd Pilot Project.

### **Kick Off: Spring 2016**

Participating schools will send teams (up to five: including administrators, tech coordinators, and teacher leaders) to a one day seminar organized by the Highlander Institute, a global leader in BlendEd implementation. The purpose of this seminar will be to help participating schools establish a systems approach for supporting BlendEd. School leadership teams will walk away with a clearer understanding of BlendEd at a systems level and a rough draft of a two year plan for implementation.

### **Plan: Summer 2016**

After districts have had time to return to their local tech committees to revise their two year plans over the spring semester, district teams will meet for a regional, 1 day event to share and revise their two year plans and further explore BlendEd practices.

### **Support: 2016-17 Academic Year**

Throughout the year each pilot school's administrators will participate in regular meetings to support the continued implementation of their BlendEd plan. Participating teachers will also collaborate within their schools and across their project designated region.

### **Reflect: Summer 2017**

During the summer of 2017 pilot schools will meet regionally at one day events to discuss progress and revise their BlendEd plans.

### **Expand: 2017-18 Academic Year**

Input from the pilot schools 2016-17 will be used to develop an ongoing program of support during the 2017-18 academic year for pilot schools, as well as establish procedures for expanding the BlendEd Pilot Project.



## ESUCC NCSA BlendEd Pilot Project

The ESUCC NCSA BlendEd Pilot Project is an opportunity for Nebraska schools to develop a systems approach to enhancing education through BlendEd practices. Participation will be limited to 1-2 schools per Educational Service Unit (ESU). Participating schools will be selected based on their readiness for implementing a school-wide BlendEd project (see the readiness rubric below).

**Applications are being accepted now through January 15, 2016.**

Applications are accepted online: <https://sites.google.com/a/esucc.org/ne-blended/pilot-project>

<b>Faculty</b>	<b>Ready</b>	<b>Almost</b>	<b>Beginning</b>	<b>Not Ready</b>
Faculty regularly collaborates on learning experiences.				
School administrators support teachers in trying new instructional methods.				
Time for professional development is regularly built into the academic year.				
Faculty uses data to inform instruction.				
Instructional staff differentiates for student needs.				
Instructional staff values student-centered instructional practices.				
Staff is skilled in the use of technology tools.				

<b>Technology and Facilities</b>	<b>Ready</b>	<b>Almost</b>	<b>Beginning</b>	<b>Not Ready</b>
Network can support streaming media on multiple devices.				
Devices (computers or tablets) are available in every classroom- with a minimum of five devices per classroom. Sufficient devices in every classroom available for student use.				
A sustainable plan for updating classroom technology and student devices exists				
Classroom can be redesigned for collaborative learning (small group and individual learning spaces).				
Instructional staff has a school/district assigned device (computer or tablet) that can be used for designing online lessons and learning activities.				
Devices are up-to-date and regularly maintained.				
One common learning management system is in place for all staff and students.				



PDO Training Form

Contact Person/Affiliate Chair: Kate Hatch and Janet Foss

Affiliate: Staff Development

Email: [khatch@esu11.org](mailto:khatch@esu11.org), [jfoss@esu3.org](mailto:jfoss@esu3.org) Phone: 308-995-6585, 402-597-4871

Contractor/Company: None

Presenter:

Email:

Phone:

Address: City, State, Zip:

Point of Contact:

Workshop Title: SDA Business Meetings

Date of Workshop: September 15, 2016, January 17, 2017, May 2, 2017 (Tentative)

Projected cost of workshop (include presenter fees, materials, expenses, etc): Total: \$3,300 (Billed back to each person's ESU); Meals/Snacks for 55 people @ \$20 each x 3 dates

**How does workshop align with ESU CC Goals and ESUCC/NDE priority areas?**

These meetings provide:

- a system of supports for schools and student achievement.
- improve and support state and local accountability.
- continued communication and collaboration with partners and stakeholders by increasing knowledge in training and implementation of the Statewide Data System, Teacher/Principal Evaluation, and BlendEd.

**Office Use:**

Contract sent:

Date Received:

W-9/W4NA:

Date Received:



## PDO Training Form

Contact Person/Affiliate Chair: Kate Hatch, Janet Foss

Affiliate: Staff Development

Email: [khatch@esu11.org](mailto:khatch@esu11.org), [jfoss@esu3.org](mailto:jfoss@esu3.org)

Phone: 308-995-6585, 402-597-4871

Contractor/Company: None

Presenter:

Email:

Phone:

Address: City, State, Zip:

Point of Contact:

Workshop Title: SDA Strategist Meetings

Date of Workshop: June 17, September 14, November 8, January 16, April 10, May 1 (Dec. & March are Google Hangout meetings) Projected cost of workshop (include presenter fees, materials, expenses, etc): Total: \$2,180.

Breakdown of Expenses: \$1200 Meals/Snacks \$20 x 10 for 6 dates (Billed back to each person's ESU); \$400 Strategists Book study text: \$40 x 10; \$400 Mentor/New Member Book study text: \$40 x 10 (Actual expense could be \$800 for books depending on number that are purchased for new members/mentors & strategists); \$180 room charge at ESU 3 for using room in September, November, and April for Strategist Meetings (\$60 each meeting x 3 meetings = \$180)

### **How does workshop align with ESU CC Goals and ESUCC/NDE priority areas?**

These meetings provide:

- a system of supports for schools and student achievement.
- improve and support state and local accountability.
- continued communication and collaboration with partners and stakeholders by increasing knowledge in training and implementation of the Statewide Data System, Teacher/Principal Evaluation, and BlendEd.

### **Office Use:**

Contract sent:

W-9/W4NA:

Date Received:

Date Received:





## PDO Training Form

Contact Person/Affiliate Chair: Kate Hatch and Janet Foss

Affiliate: Staff Development

Email: [khatch@esu11.org](mailto:khatch@esu11.org), [jfoss@esu3.org](mailto:jfoss@esu3.org)

Phone: 308-995-6585, 402-597-4871

Contractor/Company: Anita Archer, PHD, INC

Presenter: Anita Archer

Email: [archerteach@aol.com](mailto:archerteach@aol.com)

Website: <http://explicitinstruction.org/>

Phone: Office: [503.295.7749](tel:503.295.7749)

Address: Anita L. Archer, PHD, INC

1105 NW 26th Avenue

Portland, OR 97210

Point of Contact: Anita Archer [archerteach@aol.com](mailto:archerteach@aol.com)

Workshop Title: Text Dependent Analysis in the Elementary and Secondary Classroom

Date of Workshop: November 9-10, 2016, 9:00am-3:30 pm, ESU 3 LaVista

Projected cost of workshop (include presenter fees, materials, expenses, etc):

Contract: Consultant Fees: \$3,500 per day plus \$1,500 travel expenses (\$8,500)

Print/Materials Cost= \$600 60 people @ \$10 each

Total= \$9100

Additionally: \$2400 meals/snacks for 60 people @ \$20 each x 2 days. Food expense of \$2,400 billed back to each person's ESU.

We plan to open the workshop to school personnel up to the count of 78 people. Each outside participant will be charged \$100 to attend the 2-day workshop. Projected Costs- \$720 meals/snacks for 18 people @ \$20 each x 2 days.

Materials cost: \$10 x 18 people= \$180

Total Cost = \$900

Total Revenue= \$1,800 \$100 x 18 participants

Income generated from outside participants = \$900

Workshop Cost= \$11,500

- \$2,400 being recouped by ESUs
- \$900 recouped from outside participants

Grand Total= \$8,200



This proposed training is requested by SDA to support districts statewide as they begin to increase the rigor of classroom instruction in order to integrate the higher level thinking skills that are associated with text dependent analysis. The SDA Strategists investigated the following national experts in the area of reading comprehension:

1. Anita Archer-\$3500 per day plus expenses
2. Doug Fisher-\$8500 per day
3. Kristin Anderson-\$4000 per day

We feel that Anita Archer will best meet our needs at a reasonable price.

**How does workshop align with ESU CC Goals and ESUCC/NDE priority areas?**

These meetings provide:

- a system of supports for schools and student achievement.
- improvement and support state and local accountability.
- continued communication and collaboration with partners and stakeholders by increasing knowledge in training and implementation of the Statewide Data System, Teacher/Principal Evaluation, and BlendEd.

**Office Use:**

Contract sent:

Date Received:

W-9/W4NA:

Date Received:



## Executive Summary – Circle of Friends

Autism Action Partnership's Circle of Friends program has been changing the lives of Nebraska students with autism since 2010. More than teaching social skills to these students, through Circle of Friends, AAP has built communities of inclusion and support across the state of Nebraska.

Circle of Friends is an implementation of Peer Mediated Intervention and Instruction designed to train peer students to model effective social skills for target students with behavioral or social struggles. The model is evidence based and has been used to assist students with issues including ADHD, autism and other behavioral disorders. It has been shown to reduce behavioral disruptions, increase on task behaviors of target students, reduce the use of seclusion and restraint, reduce administrative referrals for problem behaviors and reduce time spent on classroom behavioral management, thereby increasing instructional time.

Autism Action Partnership (AAP) began its support of the Circle of Friends program in the 2010-2011 school year with an initial investment of \$26,500.00 to support 8 schools. The number of schools has grown every year, with 229 schools that applied for funding for the 2015-2016 school year. The requirements for funding from AAP include having at least one participating target student with an educational verification of autism or a medical diagnosis of ASD.

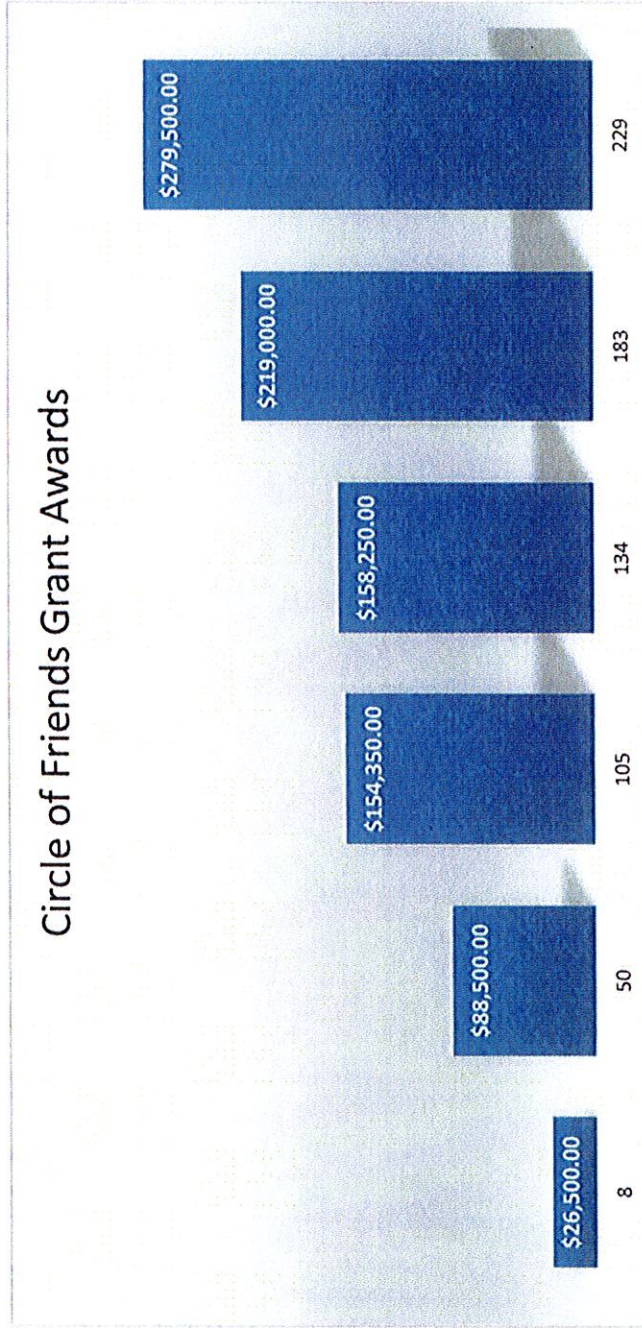
220 schools in 81 schools districts are currently operating Circle of Friends programs funded by AAP. There has been additional interest from 6 schools that have never been involved with the program. With a budget of \$260,000 for the 2016 calendar year, we will not be able to sustain the program at its current size, much less allow for the growth that would match the interest and need. AAP has committed \$926,100.00 to this program over the past 6 years. Though local school fundraiser have raised support for the program, more than 97% of funding has been raised by AAP.

This year, 1364 Peer students have been trained to model positive social skills for the 602 target students with ASD involved in the program. This not only helps the target students with their prosocial behavior, but also creates a community of support around the target students, enhances inclusivity and reduces the need for one on one attention from paraprofessionals and educators for these students. These peer mentors help build school communities of acceptance and some have entered careers as helping professionals, building capacity of support for the next generation of students with ASD.

Resoundingly, both peer and target students enjoy and appreciate the Circle of Friends meetings. Required to meet every other week, more and more facilitators have reported meeting weekly due to student interest. Said by one facilitator, "Our target student told me that the Circle of Friends group is the only reason he comes to school."

Circle of Friends- History of Autism Action Partnership's Support

Academic Term	# Participating Schools	Total Awards	Philanthropic Grants	School Fundraising	Paddle Raise (Benefit Fundraising)	AAP General Funds
2010-2011	8	\$26,500.00	\$0.00	\$0.00	\$0.00	\$26,500.00
2011-2012	50	\$88,500.00	\$12,500.00	\$0.00	\$27,600.00	\$48,400.00
2012-2013	105	\$154,350.00	\$7,300.00	\$0.00	\$42,600.00	\$104,450.00
2013-2014	134	\$158,250.00	\$50,000.00	\$1,217.00	\$40,500.00	\$66,533.00
2014-2015	183	\$219,000.00	\$28,000.00	\$8,003.00	\$51,750.00	\$131,247.00
2015-2016	229	\$279,500.00	\$45,400.00	\$8,023.00	\$32,000.00	\$194,077.00
<b>TOTAL</b>		<b>\$926,100.00</b>	<b>\$143,200.00</b>	<b>\$17,243.00</b>	<b>\$194,450.00</b>	<b>\$571,207.00</b>



\*Note: Beginning in the 2013-2014 term, grant awards were reduced to control costs while accommodating increased interest.

















		2015-2016	\$2,000.00		0	11.1	3	3	\$666.67	5	1.666667	\$400.00	8	\$250.00
<b>Merrick</b>	\$6,000.00	Central City Public Schools	\$6,000.00											
		2014-2015	\$2,000.00											
		2015-2016	\$4,000.00											
<b>Nance</b>	\$5,500.00	Twin Rivers Public Schools	\$5,500.00		161	12.6	8		\$444.44	5	0.555556	\$800.00	14	\$285.71
		2011-2012	\$2,000.00											
		2012-2013	\$500.00											
		2013-2014	\$2,500.00		161									
		2014-2015	\$500.00											
<b>Cuming</b>	\$5,000.00	West Point- Beemer Public Scho	\$5,000.00		0	9.8	7							
		2014-2015	\$2,500.00											
		2015-2016	\$2,500.00		0	9.8	6		\$1,250.00	12	6	\$208.33	14	\$178.57
<b>Butler</b>	\$4,650.00	David City Schools	\$3,150.00											
		2012-2013	\$3,150.00											
		2013-2014	\$1,500.00											
<b>Hall</b>	\$4,500.00	Grand Island Public Schools	\$4,500.00		0	14.9	3							
		2015-2016	\$4,500.00		0	10	9		\$250.00	47	2.611111	\$95.74	65	\$69.23
<b>Perkins</b>	\$4,500.00	Perkins County Public Schools	\$4,500.00											
		2012-2013	\$2,500.00											
		2015-2016	\$2,000.00		124.62	12.1	9		\$666.67	4	1.333333	\$500.00	7	\$285.71
<b>Harlan</b>	\$3,500.00	Alma Public Schools	\$3,500.00											
		2013-2014	\$500.00		124.62									
		2014-2015	\$500.00											
		2015-2016	\$2,500.00						\$625.00	19	4.75	\$131.58	23	\$108.70
<b>Cedar</b>	\$2,500.00	Hartington Newcastle Public Sch	\$2,500.00		0	9.4	9							
		2015-2016	\$2,500.00		0	11.6	9		\$1,250.00	20	10	\$125.00	22	\$113.64
<b>Nuckolls</b>	\$2,500.00	South Central NE Unified District	\$2,500.00											
		2012-2013	\$2,500.00		0	13.9	7							
<b>Keith</b>	\$2,000.00	Paxton Consolidated School	\$2,000.00											
		2015-2016	\$2,000.00		0	10.6	9		\$666.67	8	2.666667	\$250.00	11	\$181.82
<b>Logan</b>	\$2,000.00	Stapleton Public Schools	\$2,000.00											
		2013-2014	\$2,000.00		0	13.8	8							
<b>Sherman</b>	\$2,000.00	Litchfield Public School	\$2,000.00											
		2015-2016	\$2,000.00		0	10.9	3		\$2,000.00	3	3	\$666.67	4	\$500.00
<b>Howard</b>	\$1,000.00	St. Paul Public Schools	\$1,000.00											
		2014-2015	\$500.00											
		2015-2016	\$500.00		1	500.00	2		\$500.00	1	1	\$500.00	2	\$250.00

Jefferson	\$1,000.00			0	12.7	7			
Fairbury Public Schools	\$500.00								
Tri County Elementary	\$500.00	2015-2016	\$500.00			1	\$500.00	3	\$166.67
Burt	\$500.00				11.7	8			
Lyons-Decatur Public	\$500.00	2011-2012	\$500.00	0					
Otoe	\$500.00			0	9.8	6			
Nebraska City Public Schools	\$500.00	2015-2016	\$500.00			2	\$250.00	5	\$100.00
									\$71.43

Funding History by County, County Poverty Rate and Rural/Urban Classification  
 10/19/2015  
 Compiled by Ryan Suhr

## **ESUCC Special Education Committee Update**

**2/10/16**

### **AAP Website**

- We are looking into the possibility of working with UNO Computer Programming students to help develop some new features for AAP as part of their graduation requirements
  - Projects may include a reporting system and connection to NDE's Operational Data Store

### **Project Para**

- Content and Instructor pages:
  - Upgrading the forms used to submit work to instructors
- Administrative and State Admin pages:
  - Improving the screen that administrators use to view user responses.
- Supervising Paraeducator's program:
  - Adding more student management options
  - Improve the efficiency of the system

### **SRS**

- Started working with Bellevue Public Schools to develop data import/export system
- Met with NDE data support team to address several NSSRS reporting issues
  - We were aware of most of these issues, and already had Mike working on solutions.
  - We are working on an NSSRS FAQ page to help give our users tips on how to complete this report quickly with greater accuracy
- Mike has identified and fixed a couple serious security risks.
- New servers are being prepared to house our SRS database. This will provide a significant speed boost, and should mitigate the slowdown we see each May
- Dawn and I are creating a new NSSRS report tutorial
- Wade has started creating testing protocol for each SRS page.
  - This will help us improve the quality and consistency of our system testing
- I enrolled in the Computer Programming program at Southeast Community College in January

### **ILCD**

- We continue to maintain the ILCD Staff Survey site
  - Our office emails the data (along with a summary) to school districts upon request

**From:** [jb@brommandassociates.com](mailto:jb@brommandassociates.com)  
**To:** "Curt Bromm" <[curt@wahoolaw.com](mailto:curt@wahoolaw.com)>  
**Sent:** Monday, January 11, 2016 1:41:49 PM  
**Subject:** BAA - 2016 Session Update - Review

This Wednesday, January 6, was the beginning of the “short session” for the Nebraska Legislature. This sixty day session ([found here](#)) is calendared to go through April 20<sup>th</sup> and has already proven to be moving very quickly as there are 400 bills already on carry over from 2015 and almost 200 bills introduced already through Friday.

Speaker Hadley would like to get started early on priority bills and has announced that he will be accepting senator and committee priority designations and requests for speaker priority designations as early as Monday, January 11th.

This session will be the last for 22% of the body as 11 of 49 senators are term-limited out. With this brings turnover in the committee chairs and the potential for some posturing and positioning as the session goes on. The newest member, Omaha Senator Nicole Fox, was appointed last fall and additional information can be found [here](#). Senator Mark Kolterman has been elected as the new Retirement Systems chair and you can find the makeup and slight committee changes to the 14 standing committees [here](#).

Also, Governor Rickett's will give the State of the State Address this Thursday at 10:00 a.m. and you should be able to view it live from [this page](#).

We are reviewing and compiling all of the bills and will soon send out a report when all of the bills are in. Public hearings will begin on Jan. 19th and the last day of bill introduction is Jan 20th. Also, parking seems to be increasingly difficult, so please let us know if you are traveling here and we can try to assist with parking.

Speaker Hadly has also announced that we will be working through lunches starting March 15th and will try to adjourn by 7:00pm. Additional dates from the Speaker's office can be found [here](#).

Both Curt and I are looking forward to working with you again this year and please let me know if you have any questions.

JB

Jason Bromm  
Bromm & Associates  
551 North Linden  
P.O. Box 277  
Wahoo, NE 68066  
Phone: 402-730-1910  
Fax: 402-443-4005  
[jb@brommandassociates.com](mailto:jb@brommandassociates.com)



Omaha Office  
6949 So 110<sup>th</sup> Street  
Omaha, NE 68128

Ainsworth Office  
1292 East 4<sup>th</sup> Street  
Ainsworth, NE 69210

**Education Committee  
LB 959  
February 9, 2016**

I would like to take this opportunity to thank Governor Ricketts, Senator Sullivan, and Senator Gloor for their time, effort, and commitment to address a growing concern regarding property taxes across the state of Nebraska. Your work is greatly appreciated!

In collaboration with the Nebraska Department of Education, the vision and purpose for the Educational Service Unit Coordinating Council (ESUCC) is designed to provide efficient and effective services for students, teachers, and school districts throughout the state. This purpose has been defined within 79-1246, which reads as follows:

The Educational Service Unit Coordinating Council shall work toward statewide coordination to provide the most cost-effective services for the students, teachers, and school districts in each educational service unit. The council's duties include, but are not limited to:

- (a) Preparation of strategic plans to assure the cost-efficient and equitable delivery of services across the state;
- (b) Administration of statewide initiatives and provision of statewide services; and
- (c) Coordination of distance education.

As the Executive Director of the ESUCC and former Chief Administrator for ESU 2, the purpose and focus of our work has been clearly defined. That focus has been and will continue to be the delivery of cost-effective, efficient, and equitable services for the 17 ESU's, 245 school districts, 22,000 teachers, and the 307,000 students within the state. This ongoing support for teaching and learning is based upon a level of funding in support of the vision and purpose.

Although valuation of agriculture land has increased during the past several years, Core Funding for ESU's decreased 5% beginning with the 2011-12 year and has increased 0% each year thereafter. When considering the total restrictive funds (Core Funding and Levy Funding) for ESU's, this level of funding will continue to be a concern as the valuation of agriculture land begins to stabilize and Core Funds remain at a 0% growth.

Within LB 959, the ability for ESU's to exceed the budgeted restrictive funds would decrease from 110% to 105%. After review of the current data, one ESU (ESU 18) would be impacted in the amount of \$218,000. Even though one ESU would experience a decrease at this time, it is difficult to determine the ongoing impact this decrease may have on other ESU's in the future.

Again, I appreciate your commitment in providing a solution to an ever-increasing need. In light of property tax relief and the budget shortfall, the ESUCC is not asking for increased funding at this time, but rather stabilization in funding as we consider the needs of 307,000 students.

If you should have any questions or comments, please contact me via email ([dludwig@esuucc.org](mailto:dludwig@esuucc.org)) or my cell (402-380-8571).

Take care,

David M. Ludwig  
ESUCC Executive Director