


MULLEN BOARD OF EDUCATION
MINUTES
April 7, 2026

The regular meeting of the Mullen School Board was called to order at 7:00 p.m. by President Liza Simonson. She announced that the Open Meetings Act is posted on the west wall. Board members in attendance were **Present:** Mike French, Dane Peterson, Casey Phillips, Liza Simonson, Michael Stichka, Patrick Wright. Also present were 3 administrators, __ staff, __ students, and __ patrons

Chris Kuncl, Recording Secretary

Mullen Public Schools



MPS Locker Room/Infill Project



MPS Project- Why?

- **Safety**
 - Currently students have to walk outside to get to the art room. The doors are on a schedule to unlock between periods which allows anyone access during these times.
 - For several contests, MPS students are getting dressed in classrooms and they do not have a locker room. This is less than ideal.
 - MPS will have their own locker rooms and the visiting team will have their own locker rooms
 - No students or patrons will have to walk across the gym baseline during a game. This is an issue when a game is being played. Crowd management will be easier.
 - Referees will no longer have to get ready in a classroom.
- **No access to the school building**
 - MPS will be able to lock off the school building for all contests. There will be bathrooms, locker rooms, and a commons area. Only school personnel will be allowed in the school building.
 - The maintenance staff will not have to clean carpets or classrooms after a contest.
- **Allow for more opportunities**
 - With the gym being locked away from the school, MPS will be able to provide more opportunity for youth activities.

CONTRACT DOCUMENTS FOR THE:


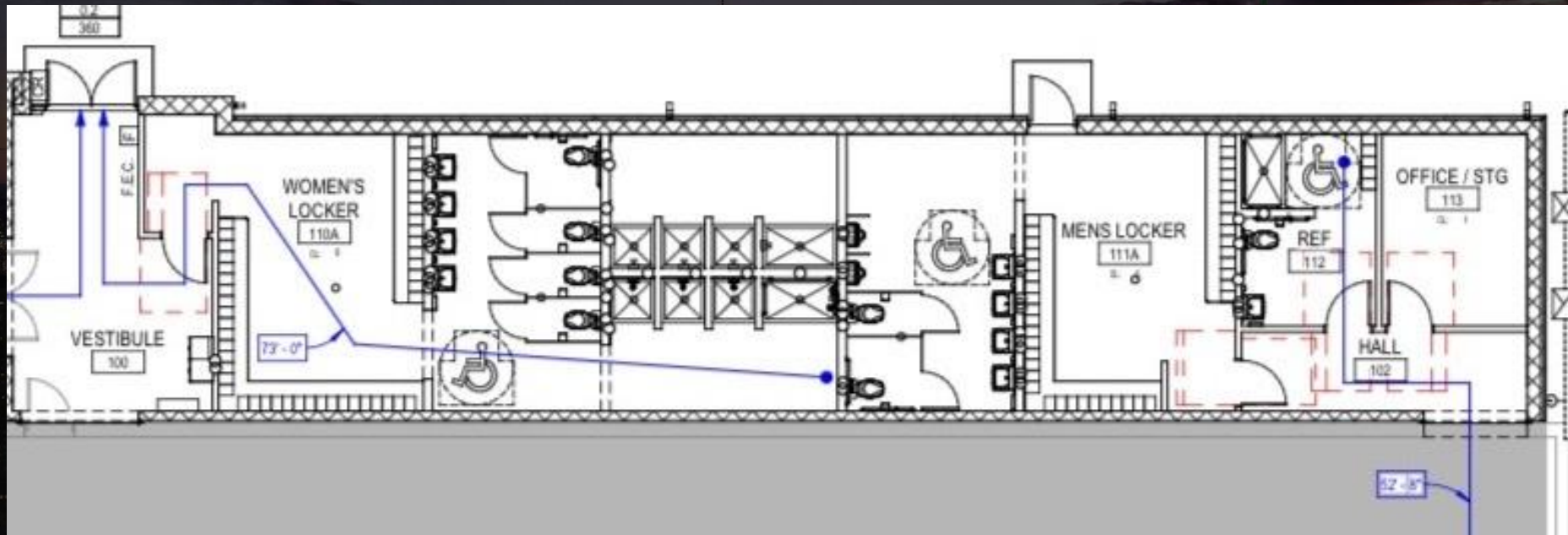
MULLEN LOCKER ROOM ADDITION AND GYM LINK

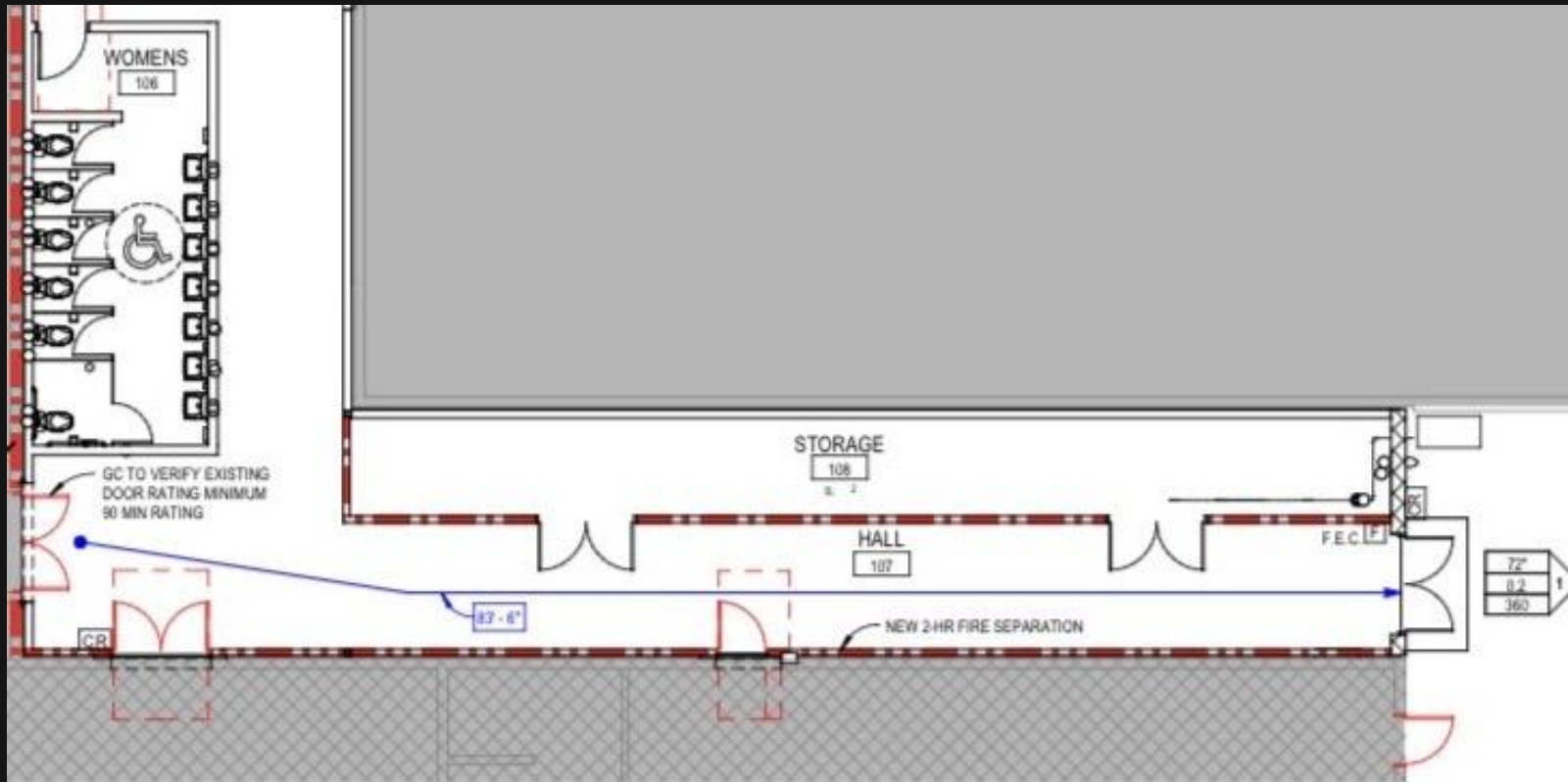
MULLEN PUBLIC SCHOOLS
404 N BLAINE AVE
MULLEN, NE 69152

JEO PROJECT NO...: 251051.00

BUILDING PERSPECTIVE







Total Cost of the Project

MPS received two bids for the project through JEO Consulting

- Hackel Construction out of Ord NE bid \$2,637,000
- Fuller Construction out of Chadron NE bid \$3,025,000

This is what is called a “hard bid” where the contractor agrees to complete the entire project for the fixed , set price and meets a deadline of September 1.

The price is locked in.

MPS has been working with DA Davidson financial group on a 7 year lease purchase agreement where MPS would tax the Special Building Fund to complete this project.

At a 4% lease purchase agreement, MPS would be looking at annual payments of around \$450,000 for the 7 year agreement. Please look at the details of the next slide.

Why not Bond and put a vote on the ballot?
Because all taxpayers would lose the 30% Property Tax Credit. The 30% Property tax credit is only applicable to General Fund tax request, Special Building tax requests, and QCPUF tax requests. Bond tax requests are not eligible for the credit

Essentially all MPS taxpayers would lose 30% of the tax asking each year.

Around \$944,037 is the amount of credit the taxpayers will receive on this endeavor.

MPS Property Tax History for the Last 10 years

Years	General Fund Asking	Bond Fund	Special Building Fund Asking	QCPUF Asking	Total	Percent +/-	Raise +/-	Levy
2015-2016	\$2,543,388.72	\$104,450.43	\$89,724.91	\$102,967.17	\$2,840,531.23	10.97%	\$311,550.81	0.70828
2016-2017	\$2,635,353.51	\$102,020.20	\$250,132.32	\$71,767.68	\$3,059,273.71	7.70%	\$218,742.48	0.64925
2017-2018	\$2,795,959.57	\$101,818.18	\$107,212.12	\$66,666.67	\$3,071,656.54	0.40%	\$12,382.83	0.57969
2018-2019	\$2,821,801.99	\$105,468.69	\$101,010.10	\$65,656.57	\$3,093,937.35	0.73%	\$22,280.81	0.57438
2019-2020	\$3,170,033.82	\$35,354.00	\$0.00	\$56,392.00	\$3,261,779.82	5.42%	\$167,842.47	0.59357
2020-2021	\$3,183,162.72	\$0.00	\$0.00	\$0.00	\$3,183,162.72	-2.41%	-\$78,617.10	0.57501
2021-2022	\$3,185,546.00	\$0.00	\$0.00	\$0.00	\$3,185,546.00	0.07%	\$2,383.28	0.56006
2022-2023	\$3,210,799.00	\$0.00	\$0.00	\$0.00	\$3,210,799.00	0.79%	\$25,253.00	0.54227
2023-2024	\$3,144,422.00	\$0.00	\$0.00	\$0.00	\$3,144,422.00	-2.07%	-\$66,377.00	0.48021
2024-2025	\$3,175,847.00	\$0.00	\$0.00	\$0.00	\$3,175,847.00	1.00%	\$31,425.00	0.43231
2025-2026	\$3,128,283.00	\$0.00	\$148,485.00	\$0.00	\$3,276,768.00	3.18%	\$100,921.00	0.41992

Estimated Property Tax
Asking for the Next 10
Years

Years	General Fund Asking	Bond Fund	Special Building Fund Asking	QCPUF Asking	Total	Percent +/-	Raise +/-	Levy
2026-2027	\$3,228,300.00	\$0.00	\$455,000.00	\$0.00	\$3,683,300.00	12.41%	\$406,532.00	\$0.4539
2027-2028	\$3,305,779.20	\$0.00	\$450,000.00	\$0.00	\$3,755,779.20	1.97%	\$72,479.20	\$0.4457
2028-2029	\$3,378,506.34	\$0.00	\$450,000.00	\$0.00	\$3,828,506.34	1.94%	\$72,727.14	\$0.4381
2029-2030	\$3,452,833.48	\$0.00	\$450,000.00	\$0.00	\$3,902,833.48	1.94%	\$74,327.14	\$0.4312
2030-2031	\$3,521,890.15	\$0.00	\$450,000.00	\$0.00	\$3,971,890.15	1.77%	\$69,056.67	\$0.4242
2031-2032	\$3,638,112.53	\$0.00	\$400,000.00	\$0.00	\$4,038,112.53	1.67%	\$66,222.38	\$0.4242
2032-2033	\$3,747,255.90	\$0.00	\$350,000.00	\$0.00	\$4,097,255.90	1.46%	\$59,143.38	\$0.4234
2033-2034	\$3,822,201.02	\$0.00	\$0.00	\$0.00	\$3,822,201.02	-6.71%	-\$275,054.88	\$0.3887
2034-2035	\$3,898,645.04	\$0.00	\$0.00	\$0.00	\$3,898,645.04	2.00%	\$76,444.02	\$0.3903
2035-2036	\$3,976,617.94	\$0.00	\$0.00	\$0.00	\$3,976,617.94	2.00%	\$77,972.90	\$0.3920

Top 15 Lowest Levies in Nebraska Public Schools

School District	General	Special Building	Bond	QCPUF	Total	Valuation
HYANNIS	0.3244	0.0000	0.0194	0.0000	0.3438	833,448,182
ELGIN PUBLIC	0.3371	0.0000	0.0187	0.0000	0.3558	1,076,131,896
GARDEN COUNTY	0.3603	0.0000	0.0099	0.0000	0.3702	1,014,834,091
HARTINGTON NEWCASTLE	0.2897	0.0000	0.0908	0.0000	0.3805	1,711,380,860
BOONE CENTRAL	0.3063	0.0384	0.0370	0.0000	0.3817	2,177,757,322
HUMPHREY PUBLIC	0.3277	0.0000	0.0698	0.0000	0.3975	1,255,398,426
RANDOLPH PUBLIC	0.3158	0.0881	0.0027	0.0000	0.4066	1,101,527,804
KEYA PAHA COUNTY	0.3971	0.0000	0.0107	0.0000	0.4078	710,819,622
RIVERSIDE PUBLIC	0.4051	0.0000	0.0135	0.0000	0.4186	1,209,067,879
MULLEN PUBLIC	0.4009	0.0190	0.0000	0.0000	0.4199	780,327,134
SOUTHWEST PUBLIC	0.4295	0.0000	0.0100	0.0000	0.4395	925,357,441
SILVER LAKE PUBLIC	0.4047	0.0310	0.0061	0.0000	0.4418	1,019,726,920
CENTENNIAL PUBLIC	0.3735	0.0460	0.0300	0.0000	0.4495	2,044,101,482
ROCK COUNTY PUBLIC	0.3792	0.0000	0.0520	0.0232	0.4544	870,641,956
BRUNING-DAVENPORT	0.4181	0.0000	0.0409	0.0000	0.4590	1,087,273,900

Questions ?



Thank you for your
support for
Mullen Public Schools.

