

Regular Board of Education Meeting  
Monday, September 17, 2018 7:30 PM

Petersburg Middle School Library  
203 Widaman  
Petersburg, NE 68652

## **Agenda**

1. Opening the Meeting - Call to Order
2. Approval of Absent Board Members if Necessary
3. Welcome Guests
4. Consent Agenda
  1. Meeting Agenda
  2. Previous Board Meeting Minutes
  3. Bill Roster
  4. Financial Reports
    1. General Fund and Lunch Fund Reports
    2. Activity Fund Reports
    3. Building Fund, Depreciation Fund, and Bond Fund Reports
5. Board Committee Reports
6. Administrative Reports
  1. Elementary Principal
  2. Middle School Principal
  3. High School Principal
  4. Activities Director
  5. Superintendent
7. Public Comment
8. Action Items
  1. Albion Education Foundation Board Member
  2. 2018-19 Budget
  3. 2018-19 Tax Request
  4. Eliminate 1999 Blue Bird Bus from Fleet
  5. Sentinel Building - Removal and Relocation
9. Next Meeting Date
10. Questions by the Media
11. Adjournment

## **Regular Board of Education Meeting**

Monday, August 13, 2018 7:30 PM

Boone Central High School Library

605 S. 6th Street

Albion, Nebraska 68620

Justin Frey: Present

Ed Knott: Present

Sean Kohl: Present

Patti Meyer: Present

Tim Stopak: Absent

Darren Wright: Present

### **1. Opening the Meeting - Call to Order**

Motion to approve the meeting open and properly posted by advance notice @ 7:33 p.m. This motion, made by Sean Kohl and seconded by Justin Frey, Passed.

Justin Frey: Yea, Ed Knott: Yea, Sean Kohl: Yea, Patti Meyer: Yea, Darren Wright: Yea

Yea: 5, Nay: 0

Notice of the meeting was given in advance by publication to the public and to all members of the Board of Education. Availability of the agenda was communicated in advance. The Open Meetings Act is here and available for review.

### **2. Approval of Absent Board Members if Necessary**

Motion to approve the absence of Board Member Tim Stopak for medical reasons. This motion, made by Darren Wright and seconded by Patti Meyer, Passed.

Justin Frey: Yea, Ed Knott: Yea, Sean Kohl: Yea, Patti Meyer: Yea, Darren Wright: Yea

Yea: 5, Nay: 0

### **3. Welcome Guests**

### **4. Consent Agenda**

Motion to approve the Consent Agenda and the bills, and to authorize the Board President and Treasurer to sign and validate all the checks as presented. This motion, made by Sean Kohl and seconded by Patti Meyer, Passed.

Justin Frey: Yea, Ed Knott: Yea, Sean Kohl: Yea, Patti Meyer: Yea, Darren Wright: Yea

Yea: 5, Nay: 0

#### **4.1. Meeting Agenda**

#### 4.2. Previous Board Meeting Minutes

#### 4.3. Bill Roster

#### 4.4. Financial Reports

##### 4.4.1. General Fund and Lunch Fund Reports

##### 4.4.2. Activity Fund Reports

##### 4.4.3. Building Fund, Depreciation Fund, and Bond Fund Reports

#### 5. Board Committee Reports

School Nurse Agreement with Boone County Health Clinic will be renewed following updates and revisions to the existing agreement originally written 19 years ago.

#### 6. Administrative Reports

##### 6.1. Principal and Activities Director

2018-19 enrollment is up from last year with a total of 622 students in Preschool through 12th grade. Eleven new certified staff members have been added to the roster including Craig Theis - Elementary Principal, Jon Perone - Activities Director, Robert Coakes - HS Science, Josh Majerus - MS PE/Health, Cady Reinke - MS Math, Amy Nelson - Kindergarten, Amy Ahlers - 3rd Grade, Karlee Haecker - Elem Guidance, Tenille Wegener - Preschool Shaylee Ritterbush - 2nd Grade, and Mark Tisthammer - Welding. Other new staff include Heather Hagemann and Heather Brengelman - Paraprofessional

##### 6.2. Superintendent

11 month walk through for the building construction project was completed on August 3rd. Sampson Construction and BVH Architecture completed the walk through. Final punch list items are being completed.

#### 7. Public Comment

Three Boone Central High School Students addressed the board with comments on the current Foreign Exchange Student Policy.

#### 8. Action Items

#### 8.1. Reaffirm Parental Involvement Policy #5107

Motion to reaffirm Parental Involvement Policy #5107 as presented. This motion, made by Darren Wright and seconded by Sean Kohl, Passed.

Justin Frey: Yea, Ed Knott: Yea, Sean Kohl: Yea, Patti Meyer: Yea, Darren Wright: Yea  
Yea: 5, Nay: 0

#### 8.2. Student Fee Policy #5101

Motion to approve revisions made to Student Fee Policy #5101 as presented. This motion, made by Darren Wright and seconded by Sean Kohl, Passed.

Justin Frey: Yea, Ed Knott: Yea, Sean Kohl: Yea, Patti Meyer: Yea, Darren Wright: Yea  
Yea: 5, Nay: 0

Policy was adopted following revisions suggested during Student Fee Policy Hearing.

#### 8.3. Reaffirm Multicultural Education Policy #5105

Motion to reaffirm Multicultural Education Policy #5105 as presented. This motion, made by Ed Knott and seconded by Darren Wright, Passed.

Justin Frey: Yea, Ed Knott: Yea, Sean Kohl: Yea, Patti Meyer: Yea, Darren Wright: Yea  
Yea: 5, Nay: 0

No revisions were made.

#### 8.4. Auditor Agreement

Motion to retain AMGL for 2017-18 fiscal year audit pursuant to terms in engagement letter. This motion, made by Darren Wright and seconded by Justin Frey, Passed.

Justin Frey: Yea, Ed Knott: Yea, Sean Kohl: Yea, Patti Meyer: Yea, Darren Wright: Yea  
Yea: 5, Nay: 0

#### 8.5. Policy Updates and Revisions

No policies were reviewed or revised; No action was taken.

#### 8.6. Chesterman/Coke Agreement

Motion to approve the Chesterman Company agreement for Coke products as presented. This motion, made by Patti Meyer and seconded by Sean Kohl, Passed.

Justin Frey: Yea, Ed Knott: Yea, Sean Kohl: Yea, Patti Meyer: Yea, Darren Wright: Yea  
Yea: 5, Nay: 0

#### 8.7. Service Agreement - Engineered Controls

Motion to approve the Engineered Controls Service Agreement as presented. This motion, made by Darren Wright and seconded by Sean Kohl, Passed.

Justin Frey: Yea, Ed Knott: Yea, Sean Kohl: Yea, Patti Meyer: Yea, Darren Wright: Yea  
Yea: 5, Nay: 0



#### 8.8. Career Educator Contract - Welding

Motion to approve teaching contract for Mark Tisthammer for Welding Instruction as presented. This motion, made by Ed Knott and seconded by Sean Kohl, Passed.

Justin Frey: Yea, Ed Knott: Yea, Sean Kohl: Yea, Patti Meyer: Yea, Darren Wright: Yea  
Yea: 5, Nay: 0

#### 8.9. Service Agreement - Fremont Water Solutions

Motion to conditionally approve Fremont Water Solutions Service Agreement at one year for a cost of \$5,496. This motion, made by Ed Knott and seconded by Justin Frey, Passed.

Justin Frey: Yea, Ed Knott: Yea, Sean Kohl: Yea, Patti Meyer: Yea, Darren Wright: Yea  
Yea: 5, Nay: 0

#### 9. Closed Session

Motion to enter into closed session @ 9:25 p.m. for negotiations. This motion, made by Sean Kohl and seconded by Darren Wright, Passed.

Justin Frey: Yea, Ed Knott: Yea, Sean Kohl: Yea, Patti Meyer: Yea, Darren Wright: Yea  
Yea: 5, Nay: 0

Motion to re-enter regular session at 10:10 p.m. This motion, made by Patti Meyer and seconded by Sean Kohl, Passed.

Justin Frey: Yea, Ed Knott: Yea, Sean Kohl: Yea, Patti Meyer: Yea, Darren Wright: Yea  
Yea: 5, Nay: 0

#### 10. Next Meeting Date

Monday, August 27th @ 7:30 p.m. - Special Meeting (Budget Work Session)

#### 11. Questions by the Media

#### 12. Adjournment

The meeting adjourned @ 10:12 p.m.

---

Chairperson

---

Superintendent

## **Board of Education Meeting - Budget Work Session**

Monday, August 27, 2018 7:30 PM

Boone Central High School Library

605 S. 6th Street

Albion, Nebraska 68620

### **1. Opening the Meeting - Call to Order**

Motion to approve the meeting open and properly posted by advance notice. This motion, made by Darren Wright and seconded by Ed Knott, Passed.

Justin Frey: Yea, Ed Knott: Yea, Sean Kohl: Yea, Patti Meyer: Yea, Tim Stopak: Yea, Darren Wright: Yea

Yea: 6, Nay: 0

### **2. Approval of Absent Board Members if Necessary**

### **3. Meeting Agenda**

Motion to approve agenda. This motion, made by Sean Kohl and seconded by Darren Wright, Passed.

Justin Frey: Yea, Ed Knott: Yea, Sean Kohl: Yea, Patti Meyer: Yea, Tim Stopak: Yea, Darren Wright: Yea

Yea: 6, Nay: 0

### **4. 2017-18 Financial Reports**

Student Fee fund expenditures were reviewed.

### **5. Action Items**

#### **5.1. General Fund Transfer to Depreciation Fund**

Motion to approve \$450,000 from General Fund to Depreciation Fund. This motion, made by Ed Knott and seconded by Sean Kohl, Passed.

Justin Frey: Yea, Ed Knott: Yea, Sean Kohl: Yea, Patti Meyer: Yea, Tim Stopak: Yea, Darren Wright: Yea

Yea: 6, Nay: 0

#### **5.2. General Fund Transfer to Activity Fund**

Motion to approve \$30,000 transfer from General Fund to Athletic Fund. This motion, made by Tim Stopak and seconded by Darren Wright, Passed.

Justin Frey: Yea, Ed Knott: Yea, Sean Kohl: Yea, Patti Meyer: Yea, Tim Stopak: Yea, Darren Wright: Yea

Yea: 6, Nay: 0

### 5.3. Policy 4202 Non-Certified Staff

Motion to approve Policy 4202 Non-Certified Employee with changes to provisions for employees who are required to have a yearly physical examination as required by law. This motion, made by Darren Wright and seconded by Tim Stopak, Passed.

Justin Frey: Yea, Ed Knott: Yea, Sean Kohl: Yea, Patti Meyer: Yea, Tim Stopak: Yea, Darren Wright: Yea

Yea: 6, Nay: 0

### 5.4. 2018-19 Boone County Hospital Nurse Service Agreement

Motion to approve 2018-19 School Nurse agreement for \$45,107 with Boone County Health Center as presented. This motion, made by Ed Knott and seconded by Darren Wright, Passed.

Justin Frey: Yea, Ed Knott: Yea, Sean Kohl: Yea, Patti Meyer: Yea, Tim Stopak: Yea, Darren Wright: Yea

Yea: 6, Nay: 0

### 5.5. Special Education Building Project Interlocal Agreement with ESU7 - Education Behavior Health Program

Motion to approve Interlocal Agreement for Special Education Building Project with ESU7 as presented. This motion, made by Tim Stopak and seconded by Darren Wright, Passed.

Justin Frey: Yea, Ed Knott: Yea, Sean Kohl: Yea, Patti Meyer: Yea, Tim Stopak: Yea, Darren Wright: Yea

Yea: 6, Nay: 0

### 6. Closed Session

Motion to enter closed session at 8:14 p.m. for negotiations of real estate. This motion, made by Darren Wright and seconded by Patti Meyer, Passed.

Justin Frey: Yea, Ed Knott: Yea, Sean Kohl: Yea, Patti Meyer: Yea, Tim Stopak: Yea, Darren Wright: Yea

Yea: 6, Nay: 0

Motion to re-enter regular session at 8:55 p.m. This motion, made by Darren Wright and seconded by Sean Kohl, Passed.

Justin Frey: Yea, Ed Knott: Yea, Sean Kohl: Yea, Patti Meyer: Yea, Tim Stopak: Yea, Darren Wright: Yea

Yea: 6, Nay: 0

### 7. Budget Strategic Planning

2017/18 financial reports were reviewed and discussed for the general fund, building fund, and depreciation fund. The 2018/19 preliminary budget was reviewed and discussed. Budget and tax request hearings will be held on Monday, September 17th @ 7:10 p.m. and 7:20 p.m.

#### 7.1. Facility Budget Planning

Facility strategic planning included a review of current locker rooms, classroom carpet to be replaced, parking space, Petersburg facility, window shades in HS commons, security cameras, and the playground.

## 7.2. Transportation/Vehicles

Vehicle and bus fleet strategic plan reviewed and discussed; two vehicles will be considered for trade.

## 7.3. Finance/Budget Planning

Board set goal of less than 4% total tax request increase for 2018-19 for General Fund, Bond Fund and Building Fund. Bond Fund taxes will be requested for payment of 2018/19 principal and interest on the Series 2015 and Series 2016 bonds. Special Building Fund taxes will be requested for site improvements and alterations focusing on the playground, locker rooms at the Albion site, and the Petersburg facility.

## 8. Next Meeting Date

2018/19 Budget Hearing - Monday, September 17th @ 7:10 p.m. - Petersburg Middle School Library

2018/19 Tax Request Hearing - Monday, September 17th @ 7:20 p.m. - Petersburg Middle School Library

Regular Board of Education Meeting - Monday, September 17th @ 7:30 p.m. - Petersburg Middle School Library

## 9. Adjournment

Meeting adjourned at 11:22 p.m.

---

Chairperson

---

Superintendent

## **Parental Involvement in Educational Program Hearing**

Monday, August 13, 2018 7:10 PM

Boone Central High School Library

605 S. 6th Street

Albion, Nebraska 68620

### **1. Open Hearing and Roll Call**

Notice of the Public Hearing was given in advance by publication and/or posting in accordance with the Board approved method of giving notice. Hearing opened at 7:10 p.m.

### **2. Review and Discuss Parental Involvement in Educational Program Policy 5107**

Parental Involvement in the Educational Program Policy was reviewed and discussed during the hearing. No revisions were recommended.

### **3. Close Public Hearing**

Hearing closed at 7:20 p.m.

---

Chairperson

---

Superintendent

## **Student Fee Policy Hearing**

Monday, August 13, 2018 7:20 PM  
Boone Central High School Library  
605 S. 6th Street  
Albion, Nebraska 68620

### **1. Open Student Fee Policy Hearing**

Notice of the Public Hearing was given in advance by publication and/or posting in accordance with the Board approved method of giving notice. Student Fee Policy Hearing was open at 7:20 p.m.

### **2. Student Fee Policy Discussions**

The school board held a public hearing on the proposed student fee policy. Such public hearing followed a review of the amount of money collected from students pursuant to, and the use of waivers provided in, the student fee policy for the preceding school year. Revisions to the policy were recommended to accurately reflect fees to students for the 2018-19 school year.

### **3. Close Student Fee Policy Hearing**

The hearing closed at 7:30 p.m.

---

Chairperson

---

Superintendent

Boone Central Schools  
09/14/2018 7:54 PM

Board Report

####  
User ID: GLS

| Vendor ID  | Vendor Name                     | Amount   | Invoice              | Description                   |          |
|------------|---------------------------------|----------|----------------------|-------------------------------|----------|
| Checking   |                                 | 1        |                      |                               |          |
| Checking   |                                 | 1        | Fund: 01             | GENERAL FUND                  |          |
| ALBIONNEWS | ALBION NEWS                     | 1,658.65 | 8/18 Stmt            | Legal Notice/Subscriptions    |          |
|            |                                 |          |                      | Vendor Total:                 | 1,658.65 |
| APPEARA    | APPEARA                         | 783.03   | 8/18 Albion          | Service Agreements            |          |
| APPEARA    | APPEARA                         | 127.79   | 8/18 Petersburg      | Service Agreements            |          |
|            |                                 |          |                      | Vendor Total:                 | 910.82   |
| APPLIEDCON | APPLIED CONNECTIVE TECHNOLOGIES | 1,962.50 | 106460               | SAFETY SUPPLIES               |          |
|            |                                 |          |                      | Vendor Total:                 | 1,962.50 |
| AXISCAPITA | AXIS CAPITAL                    | 193.90   | C5502-0056           | COPIER RENTAL                 |          |
|            |                                 |          |                      | Vendor Total:                 | 193.90   |
| BEAVERBEAR | BEAVER BEARING CO               | 3.83     | 555679               | HS Supplies                   |          |
|            |                                 |          |                      | Vendor Total:                 | 3.83     |
| BLACKHILLS | Black Hills Energy              | 266.01   | 8/18 605 S 6th       | FUEL                          |          |
| BLACKHILLS | Black Hills Energy              | 19.74    | 8/18 644 S 6th St.   | FUEL                          |          |
| BLACKHILLS | Black Hills Energy              | 19.74    | 8/18 933 S 1st St    | FUEL                          |          |
| BLACKHILLS | Black Hills Energy              | 19.74    | 8/18 951 S 1st       | FUEL                          |          |
| BLACKHILLS | Black Hills Energy              | 42.65    | 8/18 Pathways        | Pathways Fuel                 |          |
| BLACKHILLS | Black Hills Energy              | 221.95   | 8/18 Petersburg      | MS Natural Gas                |          |
|            |                                 |          |                      | Vendor Total:                 | 589.83   |
| BLICKARTMA | BLICK ART MATERIALS             | 513.49   | 9662235              | Supplies                      |          |
| BLICKARTMA | BLICK ART MATERIALS             | 312.99   | 9669931              | Supplies                      |          |
| BLICKARTMA | BLICK ART MATERIALS             | 26.02    | 9679067              | Supplies                      |          |
|            |                                 |          |                      | Vendor Total:                 | 852.50   |
| BOMGAARS   | BOMGAARS                        | 217.84   | 8./18 Stmt           | Supplies                      |          |
|            |                                 |          |                      | Vendor Total:                 | 217.84   |
| BOONECENTR | BOONE CENTRAL ACTIVITY          | 416.91   | 7/18 Stmt            | Supplies                      |          |
| BOONECENTR | BOONE CENTRAL ACTIVITY          | 2,724.93 | 8/18 Amazon          | SUPPLIES                      |          |
|            |                                 |          |                      | Vendor Total:                 | 3,141.84 |
| BCHOTLUNCH | BOONE CENTRAL HOT LUNCH         | 467.40   | 7/18 CKC             | Afterschool Supplies          |          |
| BCHOTLUNCH | BOONE CENTRAL HOT LUNCH         | 322.00   | 8/18 CKC             | Afterschool Supplies          |          |
| BCHOTLUNCH | BOONE CENTRAL HOT LUNCH         | 552.80   | 8/18 Preschool       | PRESCHOOL SUPPLIES            |          |
| BCHOTLUNCH | BOONE CENTRAL HOT LUNCH         | 208.68   | 8/18 Testing Elem/HS | Supplies                      |          |
| BCHOTLUNCH | BOONE CENTRAL HOT LUNCH         | 43.82    | 8/18 Testing MS      | MS Supplies                   |          |
| BCHOTLUNCH | BOONE CENTRAL HOT LUNCH         | 57.70    | 9/18                 | School Improvement Supplies   |          |
|            |                                 |          |                      | Vendor Total:                 | 1,652.40 |
| BOCOCONCRE | BOONE CO CONCRETE, INC          | 2,527.50 | 8/18 Stmt            | Contracted Repair Services HS |          |
|            |                                 |          |                      | Vendor Total:                 | 2,527.50 |
| BOCOHEALTH | BOONE CO HEALTH CENTER          | 25.00    | 8/18 Stmt            | PHYSICAL THER - ELEM          |          |
|            |                                 |          |                      | Vendor Total:                 | 25.00    |
| BROWNSAENG | BROWN & SAENGER                 | 21.60    | 4015688-1            | Soc Studies Supplies          |          |
|            |                                 |          |                      | Vendor Total:                 | 21.60    |
| BYGLANDDIR | BYGLAND DIRT CONTRACTING        | 1,203.15 | 3569                 | Contracted Repair Services HS |          |
|            |                                 |          |                      | Vendor Total:                 | 1,203.15 |
| CASEYS     | CASEYS GENERAL STORE            | 20.27    | 9/18 Stmt            | Afterschool Supplies          |          |
|            |                                 |          |                      | Vendor Total:                 | 20.27    |
| CEDARVALLE | CEDAR VALLEY LUMBER - ALBION    | 988.64   | 8/18 Stmt            | Supplies                      |          |
|            |                                 |          |                      | Vendor Total:                 | 988.64   |
| CENGAGELEA | CENGAGE LEARNING                | 728.00   | 64059363             | Business Supplies             |          |
| CENGAGELEA | CENGAGE LEARNING                | 132.00   | 64292466             | Business Supplies             |          |

|  |                             |                              |           |
|--|-----------------------------|------------------------------|-----------|
| CENGAGELEA CENGAGE LEARNING                  | 132.00 64384581             | Business Supplies            |           |
| CENGAGELEA CENGAGE LEARNING                  | 800.00 64659427             | TEXTBOOKS SEC                |           |
|  |                             | Vendor Total:                | 1,792.00  |
| CREATIVETE CREATIVE TEACHING PRESS           | 75.67 1001559               | Supplies                     |           |
| CREATIVETE CREATIVE TEACHING PRESS           | 33.45 1005601               | Elementary Requisitions      |           |
|  |                             | Vendor Total:                | 109.12    |
| CULLIGAN CULLIGAN                            | 222.45 8/18 Stmt            | Supplies                     |           |
|  |                             | Vendor Total:                | 222.45    |
| DECKEREQUI DECKER EQUIPMENT                  | 151.71 258841A              | Supplies                     |           |
|  |                             | Vendor Total:                | 151.71    |
| DIETZE DIETZE MUSIC                          | 4,500.00 EX7351-0           | Music Equipment              |           |
|  |                             | Vendor Total:                | 4,500.00  |
| DISCOUNTSC DISCOUNT SCHOOL SUPPLY            | 121.72 P37172740103<br>-Bal | Preschool Supplies           |           |
|  |                             | Vendor Total:                | 121.72    |
| DOLLARGENE DOLLAR GENERAL MSC-410526         | 90.55 8/18 Stmt             | Supplies                     |           |
|  |                             | Vendor Total:                | 90.55     |
| EAKESOFFIC EAKES OFFICE SUPPLY               | 2,750.92 9/4/18             | Copiers                      |           |
|  |                             | Vendor Total:                | 2,750.92  |
| EDUCATION6 Educational Design Solutions      | 2,180.00 6004               | Web-based Software           |           |
|  |                             | Vendor Total:                | 2,180.00  |
| EMCINSURAN EMC INSURANCE                     | 1,873.84 8/18 Stmt          | Insurance                    |           |
| EMCINSURAN EMC INSURANCE                     | 9,031.83 9/11/18            | Insurance                    |           |
|  |                             | Vendor Total:                | 10,905.67 |
| ESU11 ESU #11                                | 2,300.00 3393               | Pathways Web-based Software  |           |
|  |                             | Vendor Total:                | 2,300.00  |
| ESU7 ESU #7                                  | 27.62 8/18 Large<br>Format  | Art Supplies                 |           |
| ESU7 ESU #7                                  | 6,300.00 9/18 EBHP          | Construction Services        |           |
|  |                             | Vendor Total:                | 6,327.62  |
| FRONTI FRONTIER                              | 575.01 8/18 Stmt            | Telecommunications Albion    |           |
|  |                             | Vendor Total:                | 575.01    |
| FUNEXPRESS FUN EXPRESS                       | 177.79 691395122-01         | MS Lang Arts Supplies        |           |
| FUNEXPRESS FUN EXPRESS                       | 15.99 691395122-02          | MS Lang Arts Supplies        |           |
|  |                             | Vendor Total:                | 193.78    |
| GIVENSBRAY Givens Bray Appraisal Center, LLC | 725.00 8/21/18              | Other                        |           |
|  |                             | Vendor Total:                | 725.00    |
| GOODHEART GOODHEART-WILCOX PUBLISHER         | 1,609.63 01634593           | Welding Textbooks            |           |
|  |                             | Vendor Total:                | 1,609.63  |
| GOPHERLEAR GOPHER LEARNING                   | 1,039.97 9498141            | Elementary Requisitions      |           |
|  |                             | Vendor Total:                | 1,039.97  |
| GRAGERT GRAGERT'S SHUR SAVE                  | 6.11 8/18 Science           | Science Supplies             |           |
| GRAGERT GRAGERT'S SHUR SAVE                  | 8.41 8/18 SpEd              | SUPPLIES                     |           |
|  |                             | Vendor Total:                | 14.52     |
| GREATP GREAT PLAINS COMMUNICATION            | 1,412.79 8/16/18            | Telecommunications District  |           |
|  |                             | Vendor Total:                | 1,412.79  |
| GTFFIRESECU GT Fire & Security, Inc          | 288.50 3990                 | MS Safety Service Agreements |           |
|  |                             | Vendor Total:                | 288.50    |
| HABERTIREA Haber Tire & Auto LLC             | 86.59 3470                  | Repairs                      |           |
| HABERTIREA Haber Tire & Auto LLC             | 69.95 3471                  | Repairs                      |           |
| HABERTIREA Haber Tire & Auto LLC             | 246.50 3472                 | Repairs                      |           |
| HABERTIREA Haber Tire & Auto LLC             | 69.95 3473                  | Repairs                      |           |
| HABERTIREA Haber Tire & Auto LLC             | 288.00 3474                 | Repairs                      |           |
| HABERTIREA Haber Tire & Auto LLC             | 122.95 3476                 | Repairs                      |           |
|  |                             | Vendor Total:                | 883.94    |



|            |  |                       |                                    |           |
|------------|--|-----------------------|------------------------------------|-----------|
| HATCH      | Hatch                                    | 405.95 0288046        | Preschool Supplies                 |           |
|            |  |                       | Vendor Total:                      | 405.95    |
| HOUGHT     | HOUGHTON MIFFLIN CO                      | 190.83 953966475      | SUPPLIES                           |           |
|            |  |                       | Vendor Total:                      | 190.83    |
| IXL        | IXL LEARNING                             | 3,578.00 S327478      | Web-based Software                 |           |
| IXL        | IXL LEARNING                             | 49.00 S334356         | Spanish Supplies                   |           |
|            |  |                       | Vendor Total:                      | 3,627.00  |
| JSAUTOREPA | J's Auto Repair, LLC                     | 165.95 12202          | Repairs                            |           |
| JSAUTOREPA | J's Auto Repair, LLC                     | 167.40 12203          | Repairs                            |           |
| JSAUTOREPA | J's Auto Repair, LLC                     | 167.27 12204          | Repairs                            |           |
| JSAUTOREPA | J's Auto Repair, LLC                     | 156.71 12205          | Repairs                            |           |
|            |  |                       | Vendor Total:                      | 657.33    |
| JWPEPPER   | JW PEPPER & SON INC.                     | 104.94 03573423       | Music Supplies                     |           |
| JWPEPPER   | JW PEPPER & SON INC.                     | 413.65 03579005       | Music Supplies                     |           |
| JWPEPPER   | JW PEPPER & SON INC.                     | 326.68 03579176       | MS Music Supplies                  |           |
|            |  |                       | Vendor Total:                      | 845.27    |
| KAVTIRELO  | KAV TIRE & LUBE                          | 165.63 361264         | Repairs                            |           |
| KAVTIRELO  | KAV TIRE & LUBE                          | 247.93 633696         | Repairs                            |           |
|            |  |                       | Vendor Total:                      | 413.56    |
| KAYTON     | KAYTON INTERNATIONAL                     | 523.45 8/18 Stmt      | Supplies                           |           |
|            |  |                       | Vendor Total:                      | 523.45    |
| KSBSCHOOL  | KSB SCHOOL LAW, PC, LLO                  | 538.00 4970           | LEGAL SERVICES                     |           |
|            |  |                       | Vendor Total:                      | 538.00    |
| LEIFEL     | LEIFELDS HARDWARE & FURNITURE            | 87.08 8/18 Stmt       | MS Cust Supplies                   |           |
|            |  |                       | Vendor Total:                      | 87.08     |
| LIBRAR     | LIBRARY STORE                            | 47.80 348323          | THIRD GRADE SUPPLIES               |           |
|            |  |                       | Vendor Total:                      | 47.80     |
| LOUPPO     | LOUP POWER DIST                          | 11,571.99 8/18 Stmt   | Electricity                        |           |
|            |  |                       | Vendor Total:                      | 11,571.99 |
| MAINSTHARD | MAIN STREET HARDWARE                     | 105.96 8/18 Stmt      | Pathways Supplies                  |           |
|            |  |                       | Vendor Total:                      | 105.96    |
| MATHESONTR | MATHESON LINWELD                         | 177.32 51356186       | Welding Supplies                   |           |
|            |  |                       | Vendor Total:                      | 177.32    |
| MCGRAW     | MCGRAW-HILLSCHOOL EDUCATION HOLDINGS LLC | 2,547.00 103682714001 | MS Textbooks                       |           |
| MCGRAW     | MCGRAW-HILLSCHOOL EDUCATION HOLDINGS LLC | 97.85 103685276001    | SUPPLIES                           |           |
|            |  |                       | Vendor Total:                      | 2,644.85  |
| MIDWEST3D  | MID-WEST 3D SOLUTIONS LLC                | 3,395.00 23934        | Ind Arts Equipment                 |           |
|            |  |                       | Vendor Total:                      | 3,395.00  |
| MIDWESTMUS | MIDWEST MUSIC CENTER                     | 184.00 181812         | Band Supplies                      |           |
|            |  |                       | Vendor Total:                      | 184.00    |
| MOLTMANUFA | MOLT MANUFACTURING, INC.                 | 1,688.40 8/18 stmt    | Contracted Repair Services HS      |           |
|            |  |                       | Vendor Total:                      | 1,688.40  |
| NASCO      | NASCO                                    | 297.60 120356         | Math Supplies                      |           |
| NASCO      | NASCO                                    | 235.42 67746          | Math Supplies                      |           |
|            |  |                       | Vendor Total:                      | 533.02    |
| NATIONALAS | National Association for Music Education | 129.00 1698476-S7T3   | Dues for Memberships               |           |
| NATIONALAS | National Association for Music Education | 129.00 1698477-R1W6   | Dues for Membership                |           |
| NATIONALAS | National Association for Music Education | 129.00 1698478-Y2Y3   | Dues for Memberships               |           |
|            |  |                       | Vendor Total:                      | 387.00    |
| NEACADEMYO | NE ACADEMY OF SCIENCES                   | 300.00 9/20/18        | HS Employee Training & Development |           |
|            |  |                       | Vendor Total:                      | 300.00    |
| NCSA       | NEBRASKA COUNCIL SCHOOL ADMIN.           | 60.00 56697           | Training & Development             |           |

|            |                                  |                     |                                    |           |
|------------|----------------------------------|---------------------|------------------------------------|-----------|
| NCSA       | NEBRASKA COUNCIL SCHOOL ADMIN.   | 140.00 56810        | Training & Development             |           |
|            |                                  |                     | Vendor Total:                      | 200.00    |
| NDEEARLYCH | NEBRASKA DEPARTMENT OF EDUCATION | 20.00 9/26/18       | Preschool Employee Training & Dev. |           |
|            |                                  | Wegener             |                                    |           |
| NDEEARLYCH | NEBRASKA DEPARTMENT OF EDUCATION | 20.00 9/26/18       | Preschool Employee Training & Dev. |           |
|            |                                  | Wilke               |                                    |           |
|            |                                  |                     | Vendor Total:                      | 40.00     |
| NEBRASKASA | NEBRASKA SAFETY CENTER           | 100.00 57-6210BUS   | Professional Services for Drivers  |           |
|            |                                  |                     | Vendor Total:                      | 100.00    |
| NEOPOSTUSA | Neopost USA Inc                  | 220.57 15502888     | Postage                            |           |
|            |                                  |                     | Vendor Total:                      | 220.57    |
| NEWZBRAINE | NewzBrain Education              | 309.00 1458         | Soc Studies Supplies               |           |
|            |                                  |                     | Vendor Total:                      | 309.00    |
| NORFOLKDAI | NORFOLK DAILY NEWS               | 150.00 18-19 Albion | HS Library Books & Periodicals     |           |
| NORFOLKDAI | NORFOLK DAILY NEWS               | 150.00 18-19        | MS Library Books & Periodicals     |           |
|            |                                  | Petersburg          |                                    |           |
|            |                                  |                     | Vendor Total:                      | 300.00    |
| NSTA       | NSTA                             | 79.00 18-19         | Science Supplies                   |           |
|            |                                  |                     | Vendor Total:                      | 79.00     |
| OFFICE     | OFFICE NET                       | 16,475.68 904115-0  | Copiers/Printers Buyout            |           |
| OFFICE     | OFFICE NET                       | 508.52 IN31388      | Copiers                            |           |
| OFFICE     | OFFICE NET                       | 36.00 IN31389       | MS Copiers                         |           |
| OFFICE     | OFFICE NET                       | 2.21 IN31390        | MS Copiers                         |           |
| OFFICE     | OFFICE NET                       | 144.21 IN31391      | MS Copiers                         |           |
| OFFICE     | OFFICE NET                       | 276.98 IN31392      | Elem Copier                        |           |
| OFFICE     | OFFICE NET                       | 213.90 IN31393      | Copiers                            |           |
| OFFICE     | OFFICE NET                       | 400.55 IN32062      | Copiers                            |           |
| OFFICE     | OFFICE NET                       | 495.92 IN32063      | Elem Copier                        |           |
|            |                                  |                     | Vendor Total:                      | 18,553.97 |
| OLSONSPEST | Olson's Pest Technicians         | 70.00 116532        | Service Agreements                 |           |
|            |                                  |                     | Vendor Total:                      | 70.00     |
| PAULSONAUT | Paulson Autobody                 | 274.27 954          | Repairs                            |           |
|            |                                  |                     | Vendor Total:                      | 274.27    |
| PAYFLEX    | PAYFLEX SYSTEMS USA INC          | 100.00 8/18 Stmt    | Other Health Benefits              |           |
|            |                                  |                     | Vendor Total:                      | 100.00    |
| PEARDECKIN | Pear Deck Inc                    | 149.99 INV3523      | Spanish Supplies                   |           |
|            |                                  |                     | Vendor Total:                      | 149.99    |
| PETBLD     | PETERSBURG BUILDING AND SUPPLY   | 10.28 8/18 Stmt     | MS Cust Supplies                   |           |
|            |                                  |                     | Vendor Total:                      | 10.28     |
| PETTYCASH  | PETTY CASH FUND                  | 5,423.10 8/18       | Dues/Travel/Postage                |           |
|            |                                  | Reciepts            |                                    |           |
|            |                                  |                     | Vendor Total:                      | 5,423.10  |
| PORTERCONS | PORTER CONSTRUCTION              | 975.00 9/2/18       | Contracted Repair Services HS      |           |
|            |                                  |                     | Vendor Total:                      | 975.00    |
| PRESTO     | PRESTO X CO                      | 80.00 8884196       | Service Agreements                 |           |
| PRESTO     | PRESTO X CO                      | 34.97 8884197       | Pathways Maint. Agreements         |           |
|            |                                  |                     | Vendor Total:                      | 114.97    |
| PRESTW     | PRESTWICK HOUSE                  | 524.98 352808       | Supplies                           |           |
|            |                                  |                     | Vendor Total:                      | 524.98    |
| PROED      | PRO-ED                           | 31.90 2719848       | Elem Speech Supplies               |           |
|            |                                  |                     | Vendor Total:                      | 31.90     |
| QUILL      | QUILL CORP                       | 57.58 9211574       | SUPPLIES                           |           |
| QUILL      | QUILL CORP                       | 252.59 9263134      | Supplies                           |           |
|            |                                  |                     | Vendor Total:                      | 310.17    |
| RAEVALLEYR | RAE VALLEY REPAIR                | 106.50 1653         | Repairs                            |           |
| RAEVALLEYR | RAE VALLEY REPAIR                | 471.00 1654         | Repairs                            |           |
|            |                                  |                     | Vendor Total:                      | 577.50    |

|            |                                  |                     |                                 |                  |
|------------|----------------------------------|---------------------|---------------------------------|------------------|
| REAGOO     | REALLY GOOD STUFF                | 271.04 6482229      | Elementary Requisitions         |                  |
| REAGOO     | REALLY GOOD STUFF                | 449.79 6483766      | Elementary Requisitions         |                  |
| REAGOO     | REALLY GOOD STUFF                | 1,611.62 6491219    | Elementary Requisitions         |                  |
| REAGOO     | REALLY GOOD STUFF                | 135.07 6641208      | Preschool Supplies              |                  |
|            |                                  |                     | <b>Vendor Total:</b>            | <b>2,467.52</b>  |
| RITTSHA    | Ritterbush, Shaylee              | 152.41 7/18 Reimb   | Elementary Requisitions         |                  |
|            |                                  |                     | <b>Vendor Total:</b>            | <b>152.41</b>    |
| SCHALKAUTO | SCHALK AUTO INC                  | 345.82 38962        | Repairs                         |                  |
| SCHALKAUTO | SCHALK AUTO INC                  | 161.11 38964        | Repairs                         |                  |
| SCHALKAUTO | SCHALK AUTO INC                  | 118.99 38967        | Repairs                         |                  |
| SCHALKAUTO | SCHALK AUTO INC                  | 65.00 39006         | Repairs                         |                  |
|            |                                  |                     | <b>Vendor Total:</b>            | <b>690.92</b>    |
| SCHOLA     | SCHOLASTIC MAGAZINE              | 126.50 M6499230     | Elementary Requisitions         |                  |
| SCHOLA     | SCHOLASTIC MAGAZINE              | 126.50 M6499408     | Elementary Requisitions         |                  |
|            |                                  |                     | <b>Vendor Total:</b>            | <b>253.00</b>    |
| SCHOOLSPEC | SCHOOL SPECIALTY                 | 539.78 308103058229 | Art Supplies                    |                  |
|            |                                  |                     | <b>Vendor Total:</b>            | <b>539.78</b>    |
| SCHOOLSIN  | SCHOOLSIN                        | 4,116.96 W193281    | HS Furniture & Equipment        |                  |
| SCHOOLSIN  | SCHOOLSIN                        | 467.64 W196095      | HS Furniture & Equipment        |                  |
|            |                                  |                     | <b>Vendor Total:</b>            | <b>4,584.60</b>  |
| SCIENCEFIR | Science First                    | 707.16 INv-008592   | Science Supplies                |                  |
|            |                                  |                     | <b>Vendor Total:</b>            | <b>707.16</b>    |
| SHERWINWIL | Sherwin-Williams Co.             | 181.35 4662-5       | Pathways Supplies               |                  |
|            |                                  |                     | <b>Vendor Total:</b>            | <b>181.35</b>    |
| SHOPKOSTOR | Shopko Stores Operating Co., LLC | 89.99 8/18 Stmt     | Afterschool Supplies            |                  |
|            |                                  |                     | <b>Vendor Total:</b>            | <b>89.99</b>     |
| SOLUTIONTR | Solution Tree                    | 11,200.00 S201733   | Employee Training & Development |                  |
|            |                                  |                     | <b>Vendor Total:</b>            | <b>11,200.00</b> |
| SPARQ      | Sparq Data Solutions Inc.        | 666.64 1216         | Sparq Software                  |                  |
|            |                                  |                     | <b>Vendor Total:</b>            | <b>666.64</b>    |
| SUPPLYWORK | SupplyWorks                      | 626.94 450432585    | Supplies                        |                  |
| SUPPLYWORK | SupplyWorks                      | 2,391.21 450708888  | SUPPLIES                        |                  |
| SUPPLYWORK | SupplyWorks                      | 48.72 450892336     | SUPPLIES                        |                  |
|            |                                  |                     | <b>Vendor Total:</b>            | <b>3,066.87</b>  |
| TEACHERCRE | TEACHER CREATED RESOURCES        | 157.15 6000408      | Elementary Requisitions         |                  |
|            |                                  |                     | <b>Vendor Total:</b>            | <b>157.15</b>    |
| TEACHE     | TEACHERS DISCOVERY               | 325.47 126609       | Spanish Supplies                |                  |
| TEACHE     | TEACHERS DISCOVERY               | 347.54 130524       | Spanish Supplies                |                  |
|            |                                  |                     | <b>Vendor Total:</b>            | <b>673.01</b>    |
| TEACHERSPA | TEACHERS PAY TEACHERS            | 79.79 8/23/18       | PROFESSIONAL/TECHNICAL SERV     |                  |
|            |                                  |                     | <b>Vendor Total:</b>            | <b>79.79</b>     |
| THRIFTYWAY | THRIFTYWAY                       | 108.75 8/18         | INSERVICE SUPPLIES              |                  |
|            |                                  | Athletics           |                                 |                  |
|            |                                  | (Staf               |                                 |                  |
| THRIFTYWAY | THRIFTYWAY                       | 3.98 8/18 CKC       | Afterschool Supplies            |                  |
| THRIFTYWAY | THRIFTYWAY                       | 14.90 8/18          | Preschool Supplies              |                  |
|            |                                  | Preschool           |                                 |                  |
|            |                                  |                     | <b>Vendor Total:</b>            | <b>127.63</b>    |
| TOTALLYPRO | Totally Promotional.Com          | 287.50 SIN821881    | SAFETY SUPPLIES                 |                  |
|            |                                  |                     | <b>Vendor Total:</b>            | <b>287.50</b>    |
| TRENDENTER | TREND ENTERPRISES INC            | 102.17 2054039RI    | Supplies                        |                  |
|            |                                  |                     | <b>Vendor Total:</b>            | <b>102.17</b>    |
| TRUCKCENTE | TRUCK CENTER COMPANIES           | 1,222.63 368547     | Repairs                         |                  |
| TRUCKCENTE | TRUCK CENTER COMPANIES           | 1,016.80 368573     | Repairs                         |                  |
| TRUCKCENTE | TRUCK CENTER COMPANIES           | 5,782.24 368703     | Repairs                         |                  |
| TRUCKCENTE | TRUCK CENTER COMPANIES           | 229.65 368710       | Repairs                         |                  |
| TRUCKCENTE | TRUCK CENTER COMPANIES           | 1,417.92 368862     | Repairs                         |                  |
| TRUCKCENTE | TRUCK CENTER COMPANIES           | (1,725.00) 594511C  | Repairs                         |                  |
|            |                                  |                     | <b>Vendor Total:</b>            | <b>7,944.24</b>  |

|            |                                       |                    |                             |            |
|------------|---------------------------------------|--------------------|-----------------------------|------------|
| USBANKEQUI | U.S. BANK EQUIPMENT FINANCE           | 360.03 MP7502-0008 | COPIER RENTAL               |            |
|            |                                       |                    | Vendor Total:               | 360.03     |
| UNANIMOUS  | Unanimous                             | 2,795.00 19886     | Advertising & Printing      |            |
|            |                                       |                    | Vendor Total:               | 2,795.00   |
| VERIZON    | VERIZON                               | 284.76 8/18 Stmt   | Telecommunications District |            |
|            |                                       |                    | Vendor Total:               | 284.76     |
| WELLS      | WELLS                                 | 4.38 8/18 Stmt     | Science Supplies            |            |
|            |                                       |                    | Vendor Total:               | 4.38       |
| WESTINTERA | West Interactive Services Corporation | 1,000.70 98171     | Website/Messenger System    |            |
|            |                                       |                    | Vendor Total:               | 1,000.70   |
| WHITES     | WHITE STAR OIL CO                     | 2,605.43 8/18 Stmt | Gas & diesel                |            |
|            |                                       |                    | Vendor Total:               | 2,605.43   |
| WOODWIND   | WOODWIND & BRASSWIND                  | 51.00 42437436Bal  | Band Supplies               |            |
|            |                                       |                    | Vendor Total:               | 51.00      |
| WOODWORKER | WOODWORKER'S SUPPLY INC.              | 140.20 8938225-1   | Ind Arts Supplies           |            |
| WOODWORKER | WOODWORKER'S SUPPLY INC.              | 27.30 8938482-1    | Ind Arts Supplies           |            |
| WOODWORKER | WOODWORKER'S SUPPLY INC.              | 639.09 9276899-2   | Ind Arts Equipment          |            |
| WOODWORKER | WOODWORKER'S SUPPLY INC.              | 205.02 9276899-3   | Ind Arts Supplies           |            |
| WOODWORKER | WOODWORKER'S SUPPLY INC.              | 127.64 9276899-4   | Ind Arts Supplies           |            |
|            |                                       |                    | Vendor Total:               | 1,139.25   |
| ZABKA      | ZABKA CONOCO SERVICE                  | 1,269.46 8/18 Sttm | Gasoline & diesel fuel      |            |
|            |                                       |                    | Vendor Total:               | 1,269.46   |
|            |                                       |                    | Fund Total:                 | 154,335.42 |
|            |                                       |                    | Checking Account Total:     | 154,335.42 |

## ELECTRICITY

|           |             | KWH USED |             | KWH USED  |             | KWH USED |             | KWH USED  |             | KWH USED |              | KWH USED  |
|-----------|-------------|----------|-------------|-----------|-------------|----------|-------------|-----------|-------------|----------|--------------|-----------|
|           | 2012-2013   |          | 2013-2014   |           | 2014-2015   |          | 2015-2016   |           | 2016-2017   |          | 2017-2018    |           |
| September | \$8,103.99  | 88440    | \$10,126.61 | 113304    | \$8,600.65  | 94040    | \$9,141.83  | 102760    | \$6,797.40  | 79200    | \$9,869.30   | 113280    |
|           | \$1,478.40  | 18480    | \$1,844.40  | 21200     | \$1,221.12  | 16960    | \$1,415.68  | 17920     | \$1,038.16  | 15520    | \$928.00     | 11600     |
|           | \$95.37     | 1001     | \$105.80    | 1120      | \$96.63     | 985      | \$88.22     | 870       | \$84.30     | 816      | \$72.52      | 655       |
|           |             |          |             |           |             |          | 2288.99     | 28206     | \$1,408.22  | 19081    | \$191.32     | 1215      |
| October   | \$4,868.65  | 66960    | \$5,501.76  | 73117     | \$7,300.07  | 74280    | \$7,656.22  | 79560     | \$6,649.99  | 68800    | \$11,426.12  | 111800    |
|           | \$872.96    | 14080    | \$912.80    | 13040     | \$984.96    | 13680    | \$1,181.84  | 14960     | \$914.00    | 13600    | \$1,107.20   | 13840     |
|           | \$59.50     | 751      | \$41.48     | 341       | \$73.01     | 671      | \$63.15     | 526       | \$69.58     | 614      | \$66.75      | 575       |
|           |             |          |             |           |             |          | \$327.99    | 3303      | \$310.35    | 2641     | \$3,161.33   | 37867     |
| November  | \$4,384.46  | 66120    | \$5,663.40  | 82158     | \$5,464.30  | 75320    | \$6,296.47  | 79600     | \$5,860.31  | 72840    | \$7,597.89   | 97240     |
|           | \$962.24    | 15520    | \$1,148.00  | 16400     | \$1,140.48  | 15840    | \$1,170.00  | 15600     | \$1,047.84  | 14160    | \$1,047.84   | 14160     |
|           | \$76.88     | 1080     | \$52.65     | 531       | \$68.66     | 749      | \$68.81     | 682       | \$71.90     | 730      | \$66.88      | 651       |
|           |             |          |             |           |             |          | \$318.42    | 3575      | \$523.19    | 6078     | \$1,253.82   | 15949     |
| December  | \$4,225.06  | 67240    | \$4,791.14  | 70974     | \$4,272.47  | 57640    | \$4,345.58  | 55600     | \$4,923.83  | 64720    | \$7,151.59   | 82080     |
|           | \$982.08    | 15840    | \$1,092.00  | 15600     | \$933.12    | 12960    | \$870.00    | 11600     | \$852.48    | 11520    | \$905.76     | 12240     |
|           | \$67.87     | 910      | \$58.20     | 626       | \$59.13     | 594      | \$57.42     | 504       | \$65.14     | 624      | \$63.60      | 601       |
|           |             |          |             |           |             |          | 102.18      | 296       | \$161.03    | 564      | \$58.91      | 97        |
| January   | \$3,729.36  | 49520    | \$3,835.05  | 47880     | \$4,800.45  | 63600    | \$4,608.55  | 58720     | \$5,436.31  | 72080    | \$7,960.65   | 110840    |
|           | \$828.80    | 11840    | \$812.16    | 11280     | \$1,032.00  | 13760    | \$876.16    | 11840     | \$870.24    | 11760    | \$899.84     | 12160     |
|           | \$69.55     | 820      | \$70.51     | 779       | \$73.29     | 784      | \$68.62     | 679       | \$69.87     | 698      | \$69.49      | 692       |
|           |             |          |             |           |             |          | \$84.95     | 557       | \$101.23    | 535      | \$64.28      | 163       |
| February  | \$4,438.66  | 67040    | \$4,606.71  | 66760     | \$5,353.88  | 74960    | \$5,159.28  | 69840     | \$5,860.95  | 81320    | \$9,598.25   | 160160    |
|           | \$1,176.00  | 16800    | \$1,209.60  | 16800     | \$1,260.00  | 16800    | \$1,101.12  | 14880     | \$1,065.60  | 14400    | \$1,385.28   | 17760     |
|           | \$65.68     | 753      | \$79.11     | 919       | \$64.78     | 645      | \$75.28     | 782       | \$73.15     | 749      | \$81.74      | 869       |
|           |             |          |             |           |             |          | \$68.90     | 373       | \$95.22     | 466      | \$68.42      | 211       |
| March     | \$3,850.65  | 54400    | \$4,242.59  | 58480     | \$4,583.08  | 58480    | \$4,568.54  | 57960     | \$5,111.31  | 68400    | \$7,615.46   | 106160    |
|           | \$901.60    | 12880    | \$996.48    | 13840     | \$1,026.00  | 13680    | \$882.08    | 11920     | \$846.56    | 11440    | \$929.76     | 11920     |
|           | \$51.95     | 520      | \$65.05     | 690       | \$66.26     | 670      | \$57.81     | 511       | \$61.09     | 561      | \$62.04      | 568       |
|           |             |          |             |           |             |          | \$61.23     | 285       | \$85.00     | 349      | \$61.40      | 126       |
| April     | \$4,206.44  | 62560    | \$4,496.22  | 63440     | \$4,350.50  | 54320    | \$4,810.92  | 62680     | \$5,290.99  | 70600    | \$7,269.83   | 110800    |
|           | \$996.80    | 14240    | \$1,013.76  | 14080     | \$894.00    | 11920    | \$947.20    | 12800     | \$947.20    | 12800    | \$1,048.32   | 13440     |
|           | \$46.76     | 431      | \$64.40     | 680       | \$58.49     | 544      | \$63.02     | 591       | \$60.90     | 559      | \$68.22      | 662       |
|           |             |          |             |           |             |          | \$53.92     | 201       | \$84.09     | 338      | \$40.91      | 120       |
| May       | \$4,135.02  | 59160    | \$4,640.94  | 64120     | \$4,771.97  | 62200    | \$5,085.57  | 63040     | \$4,978.73  | 66920    | \$6,707.98   | 85000     |
|           | \$929.60    | 13280    | \$967.68    | 13440     | \$1,008.00  | 13440    | \$876.16    | 11840     | \$888.00    | 12000    | \$1,010.88   | 12960     |
|           | \$44.12     | 386      | \$41.09     | 302       | \$57.84     | 533      | \$54.92     | 465       | \$53.37     | 441      | \$56.75      | 487       |
|           |             |          |             |           |             |          | \$56.88     | 235       | \$81.77     | 312      | \$56.21      | 63        |
| June      | \$7,502.86  | 65390    | \$4,946.17  | 59600     | \$5,127.07  | 54880    | \$5,185.79  | 60520     | \$5,240.85  | 53440    | \$9,520.98   | 139440    |
|           | \$682.08    | 7840     | \$581.76    | 8080      | \$594.00    | 7920     | \$657.12    | 8880      | \$497.28    | 6720     | \$1,023.36   | 13120     |
|           | \$39.69     | 242      | \$34.99     | 203       | \$53.27     | 440      | \$47.58     | 352       | \$47.00     | 343      | \$54.20      | 448       |
|           |             |          |             |           |             |          | \$100.27    | 736       | \$130.55    | 882      | \$54.80      | 46        |
| July      | \$8,091.87  | 89486    | \$7,663.07  | 85036     | \$6,661.68  | 74680    | \$8,039.93  | 65960     | \$2,993.71  | 29640    | \$10,368.19  | 130200    |
|           | \$849.12    | 9760     | \$570.24    | 7920      | \$619.36    | 7840     | \$572.56    | 8320      | \$531.20    | 6640     | \$544.00     | 6800      |
|           | \$31.56     | 134      | \$41.71     | 256       | \$60.86     | 494      | \$53.45     | 392       | \$78.19     | 732      | \$44.46      | 272       |
|           |             |          |             |           |             |          | \$153.95    | 1013      | \$211.60    | 1420     | \$66.31      | 21        |
| August    | \$7,297.06  | 78347    | \$6,947.35  | 80520     | \$7,770.95  | 87520    | \$6,408.13  | 81560     | \$3,731.83  | 42960    | \$10,645.58  | 147160    |
|           | \$786.48    | 9040     | \$541.44    | 7520      | \$739.44    | 9360     | \$613.98    | 8960      | \$608.00    | 7600     | \$748.80     | 9360      |
|           | \$89.87     | 908      | \$68.27     | 608       | \$91.05     | 909      | \$91.6      | 917       | \$91.60     | 917      | \$99.39      | 1039      |
|           |             |          |             |           |             |          | \$199.49    | 1464      | \$230.01    | 1616     | \$78.22      | 242       |
| TOTAL     | \$77,019.04 | 982,199  | \$79,874.59 | 1,031,644 | \$81,332.82 | 994,098  | \$85,065.27 | 1,033,371 | \$77,231.12 | 951,146  | \$123,272.83 | 1,607,159 |

## GENERAL FUND

|                 |  |              |                |
|-----------------|--|--------------|----------------|
| 8/1/18 Balance  |  |              | \$1,184,066.24 |
| 8/10/18         | 1800 CKC   | \$6,135.00   |                |
| 8/21/18         | 5300 Lost books - Kohl \$82, Lit book \$9.99         | \$91.99      |                |
| 8/21/18         | 1990 Men's Golf - copies                             | \$3.00       |                |
| 8/21/18         | 1125 Antelope County - Motor Vehicle                 | \$449.12     |                |
| 8/21/18         | 3130 Antelope County - Homestead Exemption           | \$41.50      |                |
| 8/21/18         | 3133 Antelope County -Nameplate                      | \$50.12      |                |
| 8/21/18         | 9000 Antelope County - Bond Fund                     | \$11.23      |                |
| 8/21/18         | 9000 Antelope County - transfer to Bond Fund         | -\$11.23     |                |
| 8/21/18         | 1125 Boone County - Motor Vehicle                    | \$29,044.54  |                |
| 8/21/18         | 1110 Boone County - Taxes                            | \$53,632.15  |                |
| 8/21/18         | 3130 Boone County -Homestead Exempt                  | \$8,678.31   |                |
| 8/21/18         | 3132 Boone County -Personal Property Tax Credit      | \$13,479.62  |                |
| 8/21/18         | 3133 Boone County - Nameplate Capacity (Wind Energy) | \$44,738.47  |                |
| 8/21/18         | 2110 Boone County - Fines                            | \$1,197.87   |                |
| 8/27/18         | 4310 REAP 16-17 & 17-18 Grants                       | \$61,049.00  |                |
| 8/31/18         | 1510 Interest  | \$1,751.92   |                |
|                 | Total Receipts                                       | \$220,342.61 |                |
|                 | Balance and Receipts                                 |              | \$1,404,408.85 |
|                 | Disbursements:                                       |              |                |
|                 | August payroll and bills                             | \$664,065.22 |                |
|                 | Transfer to depreciation                             | \$450,000.00 |                |
|                 | Transfer to athletics                                | \$30,000.00  |                |
|                 |  |              | \$1,144,065.22 |
| 8/31/18 Balance |  |              | \$260,343.63   |
|                 | Premier Money Market Account                         |              |                |
|                 | 8/1/18 Beginning Balance                             | \$802,890.54 |                |
|                 | Interest   | 1,377.45     |                |
|                 | Transfer to General Fund                             |              |                |
|                 | 8/31/18 Ending Balance                               |              | \$804,267.99   |
|                 | Total General Fund                                   |              | \$1,064,611.62 |
|                 | August Payroll                                       | \$571,258.87 |                |
|                 | August Bills   | \$92,806.35  |                |
|                 | Total  | \$664,065.22 |                |

NATURAL GAS

|           | NATURAL GAS                 |             |             |       |             |                             |             |       |             |       |             |         |
|-----------|-----------------------------|-------------|-------------|-------|-------------|-----------------------------|-------------|-------|-------------|-------|-------------|---------|
|           |                             | CONSUMPTION |             |       |             |                             |             |       |             |       |             |         |
|           | 2012-2013                   |             | 2013-2014   |       | 2014-2015   |                             | 2015-2016   |       | 2016-2017   |       | 2017-2018   |         |
| September | \$328.70                    | 869         | \$629.71    | 554   | \$1,130.44  | 1268                        | \$677.34    | 677   | 759.63      | 676   | 854.52      | 859     |
|           | \$198.02                    | 166         | \$200.42    | 136   | \$234.58    | 183                         | \$206.81    | 138   | \$245.03    | 144   | \$247.13    | 113     |
|           | \$37.32                     | 13          | \$36.20     | 10    | \$56.60     | 27                          | \$37.74     | 10    | \$44.11     | 12    | \$61.22     | 24      |
|           |                             |             |             |       |             |                             |             |       | \$45.28     | 7     | 60.24       | 0       |
| October   | \$897.09                    | 2230        | \$2,460.80  | 2816  | \$2,050.30  | 2418                        | \$1,519.67  | 1920  | \$1,541.40  | 1637  | 1588.87     | 1765    |
|           | \$939.03                    | 1246        | \$1,135.39  | 1294  | \$657.32    | 735                         | \$513.83    | 573   | \$512.87    | 497   | \$866.63    | 878     |
|           | \$168.16                    | 190         | \$168.43    | 161   | \$118.19    | 96                          | \$108.30    | 95    | \$108.93    | 85    | \$210.28    | 201     |
|           |                             |             |             |       |             |                             |             |       | \$62.75     | 23    | \$72.86     | 11      |
| November  | \$1,571.53                  | 3987        | \$3,402.24  | 3979  | \$3,893.43  | 4728                        | \$3,017.77  | 3959  | 2582.11     | 3049  | 3237.31     | 3788    |
|           | \$1,631.99                  | 2256        | \$2,097.81  | 2486  | \$2,229.91  | 2783                        | \$1,498.56  | 1968  | \$1,305.61  | 1548  | \$1,740.26  | 1953    |
|           | \$262.44                    | 327         | \$252.63    | 265   | \$318.70    | 337                         | \$253.03    | 298   | \$256.44    | 280   | \$326.92    | 344     |
|           |                             |             |             |       |             |                             |             |       | \$174.65    | 77    | \$113.46    | 49      |
| December  | \$2,534.74                  | 5812        | \$5,416.23  | 6467  | \$5,662.71  | 7005                        | \$4,909.37  | 6615  | 8781.03     | 11105 | \$5,687.32  | 6776    |
|           | \$2,518.44                  | 3548        | \$3,563.23  | 4301  | \$2,927.17  | 3697                        | \$2,381.62  | 3219  | \$3,051.25  | 3815  | \$2,764.40  | 3204    |
|           | \$395.97                    | 521         | \$544.02    | 625   | \$432.66    | 475                         | \$308.64    | 376   | \$518.61    | 619   | \$518.90    | 578     |
|           |                             |             |             |       |             |                             |             |       | \$291.04    | 255   | \$173.98    | 123     |
| January   | \$2,432.17                  | 5633        | \$4,863.77  | 5785  | \$4,493.27  | 5495                        | \$4,518.45  | 6187  | 6055.87     | 7381  | 6275.86     | 7550    |
|           | \$2,576.26                  | 3632        | \$3,437.08  | 4145  | \$2,281.91  | 2851                        | \$2,326.50  | 3136  | \$2,355.09  | 2839  | \$2,794.61  | 3264    |
|           | \$367.24                    | 469         | \$615.88    | 714   | \$301.23    | 316                         | \$334.04    | 411   | \$435.35    | 499   | \$509.85    | 571     |
|           |                             |             |             |       |             |                             | \$210.69    | 206   | \$237.47    | 192   | \$173.06    | 123     |
| February  | \$1,917.39                  | 4573        | \$4,999.77  | 5953  | \$4,486.24  | 5476                        | \$2,843.25  | 3722  | 4278.96     | 5176  | \$5,670.93  | 6863    |
|           | \$2,109.71                  | 2952        | \$3,106.85  | 3736  | \$2,453.79  | 3073                        | \$1,644.07  | 2136  | \$1,929.13  | 2320  | \$2,729.66  | 3209    |
|           | \$322.50                    | 414         | \$543.02    | 624   | \$381.76    | 413                         | \$264.67    | 309   | \$358.30    | 406   | \$482.64    | 542     |
|           |                             |             |             |       |             |                             | \$137.26    | 113   | \$190.91    | 132   | \$168.65    | 118     |
| March     | \$10,319.74                 | 3983        | \$3,134.67  | 3649  | \$2,285.50  | 2668                        | \$2,537.61  | 3297  | 3015.03     | 3599  | 4136.68     | 4960    |
|           | \$1,894.92                  | 2639        | \$1,860.23  | 2192  | \$1,204.93  | 1436                        | \$1,337.01  | 1701  | \$1,381.24  | 1636  | \$1,931.63  | 2216    |
|           | \$190.35                    | 222         | \$351.17    | 387   | \$178.55    | 167                         | \$235.44    | 268   | \$287.47    | 320   | \$366.52    | 398     |
|           |                             |             |             |       |             |                             | \$114.23    | 83    | \$154.67    | 91    | \$129.22    | 69      |
| April     | \$984.66                    | 1309        | \$2,079.09  | 2345  | \$1,722.39  | 1952                        | \$1,449.44  | 1728  | 2292.53     | 2611  | \$2,245.70  | 2627    |
|           | \$1,335.26                  | 1824        | \$1,021.34  | 1153  | \$750.24    | 840                         | \$721.46    | 829   | \$879.74    | 957   | \$1,265.08  | 1396    |
|           | \$146.49                    | 159         | \$160.94    | 152   | \$102.56    | 75                          | \$140.60    | 135   | \$182.90    | 179   | \$232.42    | 233     |
|           |                             |             |             |       |             |                             | \$62.93     | 27    | \$102.42    | 40    | \$99.37     | 35      |
| May       | \$2,216.13                  | 2810        | \$1,182.67  | 1228  | \$939.84    | 1090                        | \$897.23    | 908   | 1200.9      | 1083  | 475.11      | 441     |
|           | \$452.22                    | 464         | \$432.83    | 423   | \$352.58    | 353                         | \$299.51    | 238   | \$334.88    | 219   | \$303.50    | 202     |
|           | \$46.31                     | 20          | \$74.55     | 42    | \$84.45     | 63                          | \$65.76     | 34    | \$83.21     | 44    | \$73.92     | 38      |
|           |                             |             |             |       |             |                             | \$65.76     | 13    | \$67.18     | 6     | \$60.54     | 0       |
| June      | \$667.04                    | 5850        | \$722.09    | 704   | \$354.57    | 485                         | \$405.55    | 208   | 363.66      | 96    | \$91.96     | 91      |
|           | \$142.02                    | 74          | \$145.96    | 75    | \$91.20     | 74                          | \$176.23    | 65    | \$189.66    | 53    | \$68.15     | \$65.00 |
|           | \$23.78                     | 0           | \$34.99     | 9     | \$37.74     | 10                          | \$40.28     | 9     | \$45.22     | 10    | \$21.96     | 9       |
|           |                             |             |             |       |             |                             | \$43.82     | 6     | \$59.36     | 0     | \$25.17     | 0       |
| July      | \$432.08                    | 310         | \$539.98    | 492   | \$556.66    | 505                         | \$369.02    | 106   | 265.44      | 7     | 221.91      | 97      |
|           | \$141.51                    | 68          | \$145.96    | 75    | \$168.69    | 84                          | \$193.06    | 79    | \$189.66    | 53    | \$186.19    | 58      |
|           | \$24.76                     | 0           | \$36.15     | 10    | \$39.83     | 12                          | \$39.49     | 8     | \$45.22     | 10    | \$43.50     | 10      |
|           |                             |             |             |       |             |                             |             |       | 59.36       | 0     | 59.01       | 0       |
| August    | \$440.27                    | 320         | \$502.13    | 417   | \$625.62    | 602                         | \$592.36    | 424   | 414.28      | 318   | 266.01      | 155     |
|           | \$173.78                    | 103         | \$176.31    | 112   | \$193.40    | 119                         | \$216.76    | 107   | \$204.33    | 66    | \$221.95    | 95      |
|           | \$27.06                     | 2           | \$36.22     | 10    | \$35.64     | 8                           | \$41.90     | 10    | \$45.11     | 11    | \$42.65     | 9       |
|           |                             |             |             |       |             |                             | \$43.08     | 5     | 61.12       | 0     | 59.22       | 0       |
| TOTAL     | \$40,867.08                 | 58995       | \$50,110.76 | 57526 | \$43,834.60 | 51919                       | \$37,757.06 | 46351 | \$47,985.29 | 54183 | \$49,897.71 | 56110   |
|           | *bill was adjusted in April |             |             |       |             | *added Redler house 11/15   |             |       |             |       |             |         |
|           |                             |             |             |       |             | **added Beckman house 12/15 |             |       |             |       |             |         |

Batch Description: 8-18 Petty Cash Rec  
Checking Account: 11

Petty Cash

Processing Month: 08/2018

| <u>Check/Reference Number</u> | <u>Description</u> | <u>Date</u> | <u>Amount</u> |
|-------------------------------|--------------------|-------------|---------------|
|                               | Statement Balance  | 08/31/2018  | 133,014.95    |

Outstanding Checks

| <u>Check/Reference Number</u> | <u>Description</u>                      | <u>Date</u> | <u>Amount</u> |
|-------------------------------|---|-------------|---------------|
| 7389                          | ALBION CHAMBER OF COMMERCE              | 01/05/2018  | 15.00         |
| 7797                          | Erik Kravig                             | 08/17/2018  | 17.80         |
| 7800                          | WOODWIND & BRASSWIND                    | 08/17/2018  | 604.60        |
| 7802                          | 3C's Cleveland Cafe & Catering          | 08/29/2018  | 89.10         |
| 7803                          | WALMART COMMUNITY/GEGRB                 | 08/29/2018  | 53.97         |
| 7804                          | MIDWEST MUSIC CENTER                    | 08/29/2018  | 14.39         |
| 7805                          | PITNEY BOWES PURCHASE POWER             | 08/29/2018  | 705.50        |
| 7806                          | HOLIDAY INN EXPRESS SOUTH               | 08/31/2018  | 372.00        |
| 7807                          | TEXAS INSTRUMENTS INC                   | 08/31/2018  | 204.00        |
| 7808                          | West Interactive Services Corporation   | 08/31/2018  | 954.00        |
| 7809                          | HARVEST OF HARMONY                      | 08/31/2018  | 100.00        |
| 7810                          | REGION III REGISTRATION                 | 08/31/2018  | 40.00         |
| 7811                          | WAYNE STATE COLLEGE                     | 08/31/2018  | 80.00         |
| 7812                          | MADISON NATIONAL LIFE INSURANCE CO INC. | 08/31/2018  | 2,116.60      |
|                               | Total:                                  |             | 5,366.96      |

| <u>Statement Balance</u> | <u>Outstanding Total</u> | <u>Balance on Books</u> | <u>Cash Account Balance</u> |
|--------------------------|--------------------------|-------------------------|-----------------------------|
| 133,014.95               | (5,366.96)               | 127,647.99              | 127,647.99                  |

Cleared Automatic Payment Total:

Cleared Checks Total: 106,072.46

Cleared Direct Deposit Total:

Cleared Void Total:

Cleared Deposit Total: 110,569.67

Cleared Manual Journal Entries Total: (2,174.03)

Cleared Sales Journal Total:



**Invoice Listing - Summary**  
August 2018 Petty Cash

| Vendor ID                          | Vendor Name                             | Invoice Number            | Description                    | Invoice Date | Check Date | Checking Account ID | Check Number | Invoice Amount |
|------------------------------------|---|---------------------------|--------------------------------|--------------|------------|---------------------|--------------|----------------|
| Batch Description: 8-18 Petty Cash |   | Processing Month: 08/2018 |                                |              |            |                     |              |                |
| 3CSCLEVELA                         | 3C's Cleveland Cafe & Catering          | 08092018/08102018         | Prof. Dev. Meal                | 08/29/2018   | 08/29/2018 | 11                  | 7802         | 89.10          |
| AQUATICCEN                         | ALBION FAMILY ACQUATIC CENTER           | 8/7/18                    | Swimming                       | 08/17/2018   | 08/17/2018 | 11                  | 7793         | 110.00         |
| BOONECOTR                          | BOONE CO. TREASURER                     | 8/20/18                   | Vehicle Registration           | 08/20/2018   | 08/20/2018 | 11                  | 7801         | 13.00          |
| CANDLEWOO2                         | Candlewood Suites                       | 7/18                      | Administrator Days             | 08/17/2018   | 08/17/2018 | 11                  | 7799         | 1,199.55       |
| GONZJOS                            | Gonzalez, Jose                          | 7/18                      | Translating registration forms | 08/17/2018   | 08/17/2018 | 11                  | 7794         | 143.52         |
| HARVESTOFH                         | HARVEST OF HARMONY                      | 2018                      | Parade                         | 09/04/2018   | 08/31/2018 | 11                  | 7809         | 100.00         |
| HOLIDAYSOU                         | HOLIDAY INN EXPRESS SOUTH               | 7/18                      | Google Summit Lodging          | 08/31/2018   | 08/31/2018 | 11                  | 7806         | 372.00         |
| KRAVERI                            | Kravig, Erik                            | 7/18                      | Admin Days Meal                | 08/17/2018   | 08/17/2018 | 11                  | 7797         | 17.80          |
| MADISONNAT                         | MADISON NATIONAL LIFE INSURANCE CO INC. | 9/18                      | Long Term Disability           | 09/15/2018   | 08/31/2018 | 11                  | 7812         | 2,116.60       |
| MIDWESTMUS                         | MIDWEST MUSIC CENTER                    | 178347                    | Supplies                       | 08/29/2018   | 08/29/2018 | 11                  | 7804         | 14.39          |
| NEWVICTOR1                         | NEW VICTORIAN SUITES                    | 7/25/18                   | NSAA - AS                      | 08/17/2018   | 08/17/2018 | 11                  | 7795         | 139.98         |
| NEWMANGRO1                         | Newman Grove Bowling                    | 8/1/18                    | 15 students                    | 08/17/2018   | 08/17/2018 | 11                  | 7792         | 30.00          |
| PITNEYBOWE                         | PITNEY BOWES PURCHASE POWER             | 8/1/18                    | Postage                        | 08/29/2018   | 08/29/2018 | 11                  | 7805         | 705.50         |
| REGIONIIIR                         | REGION III REGISTRATION                 | 18-19                     | Membership - Kravig & Schutt   | 09/04/2018   | 08/31/2018 | 11                  | 7810         | 40.00          |
| SHERWINW1                          | Sherwin Williams Co., The               | 4186-1                    | Paint - CKC                    | 08/17/2018   | 08/17/2018 | 11                  | 7798         | 362.70         |
| TEXASINSTR                         | TEXAS INSTRUMENTS INC                   | 8/31/18                   | 3 Refurbished Calculators      | 08/31/2018   | 08/31/2018 | 11                  | 7807         | 204.00         |
| VYNE                               | VYNE                                    | 3/22/18                   | Mindfulness Training           | 08/17/2018   | 08/17/2018 | 11                  | 7796         | 199.99         |
| WALMAR                             | WALMART COMMUNITY/GEGRB                 | 8/18                      | Supplies                       | 08/29/2018   | 08/29/2018 | 11                  | 7803         | 53.97          |
| WAYNESTATE                         | WAYNE STATE COLLEGE                     | Men's Choral 2018         | Men's Choral Festival          | 09/04/2018   | 08/31/2018 | 11                  | 7811         | 80.00          |
| WESTINTERA                         | West Interactive Services Corporation   | 85380                     | SchoolMessenger 17-18          | 08/31/2018   | 08/31/2018 | 11                  | 7808         | 954.00         |
| WOODWIND                           | WOODWIND & BRASSWIND                    | 7/12/18                   | Requisitions                   | 08/17/2018   | 08/17/2018 | 11                  | 7800         | 604.60         |
| Batch Total:                       |   |                           |                                |              |            |                     |              | 7,550.70       |
| Report Total:                      |   |                           |                                |              |            |                     |              | 7,550.70       |

Cash Receipt Listing by Cash Receipt Date  
August 2018 Petty Cash

| <u>Receipt Number</u>                   | <u>Received From</u>                 | <u>Receipt Date</u> | <u>Cash Receipt Description</u>    | <u>Chart of Account Number</u> | <u>Detail Description</u>          | <u>Amount</u> |
|---|--------------------------------------|---------------------|------------------------------------|--------------------------------|------------------------------------|---------------|
| Batch Description: PETTY CASH RECURRING |                                      |                     |                                    |                                |                                    |               |
|   |                                      |                     |                                    | Processing Month: 08/2018      |                                    |               |
|   | HARDNIC Hardwick Nicole              | 08/11/2018          | Reimburse                          | 11 2320 580 000 0000 0 000     | Reimburse                          | 10.00         |
|   | MISC Misc Receipts                   | 08/11/2018          | Zoo trip fees returned             | 11 2410 610 002 0000 1 000     | Zoo trip fees returned             | 14.62         |
|   | MISC Misc Receipts                   | 08/11/2018          | CKC overpayment field trip         | 11 3575 610 002 0000 1 000     | CKC overpayment field trip         | 42.00         |
| Cash Receipt Date: 08/11/2018           |                                      |                     |                                    |                                |                                    | 66.62         |
|   | BCS BOONE CENTRAL SCHOOL             | 08/20/2018          | LTD                                | 11 1100 211 000 0000 0 000     | LTD                                | 2,026.11      |
|   | BCS BOONE CENTRAL SCHOOL             | 08/20/2018          | REIMBURSE PETTY CASH               | 11 9000                        | REIMBURSE PETTY CASH               | 3,896.25      |
|   | BCS BOONE CENTRAL SCHOOL             | 08/20/2018          | HEALTH INSURANCE                   | 11 9000 211 000 0000 0 000     | HEALTH INSURANCE                   | 102,705.01    |
|   | BCS BOONE CENTRAL SCHOOL             | 08/20/2018          | PAYFLEX                            | 11 9000 461 000 0000 0 000     | PAYFLEX                            | 1,678.22      |
| Cash Receipt Date: 08/20/2018           |                                      |                     |                                    |                                |                                    | 110,305.59    |
|   | BOONECOTR BOONE CO. TREASURER        | 08/27/2018          | Overpayment duplicate registration | 11 2730 810 000 0000 0 000     | Overpayment duplicate registration | 11.00         |
| Cash Receipt Date: 08/27/2018           |                                      |                     |                                    |                                |                                    | 11.00         |
|   | CORNERSTON CORNERSTONE BANK - ALBION | 08/31/2018          | CHECKING INTEREST                  | 11 1510                        | CHECKING INTEREST                  | 186.36        |
| Cash Receipt Date: 08/31/2018           |                                      |                     |                                    |                                |                                    | 186.36        |

Summary Totals

Account Type

Subtotal Revenue 4,082.61  
Subtotal Expense 106,486.96  
Subtotal General Ledger  
Total: 110,569.57

Cash Accounts

11 101 110,569.57  
Total: 110,569.57

Receivable Accounts

**Cash Receipt Listing - Detail**  
August 2018 Petty Cash Correction

Batch Description: 8-18 Petty Cash Correction

Processing Month: 08/2018

**Receipt Number:**                      **Received From:** BCS BOONE CENTRAL SCHOOL                      **Receipt Date:** 08/21/2018    **Receipt Key:** 28072                      **Amount:**                      0.10

Description: Entry error .10

Comment: Deposit 1678.32 -- entered 1678.22 on cash receipt

Chart of Account Number

Detail Description

Detail Amount    Cash Account Number

Receivable Account Number

11 9000 461 000 0000 0 000

125 PAYFLEX

0.10    11 101

Summary Totals

Account Type

Cash Accounts

Receivable Accounts

Subtotal Revenue

11 101

0.10

Subtotal Expense

0.10

Total:

0.10

Subtotal General Ledger

Total:                      0.10

Manual Journal Entries Listing - Summary  
August 2018 Petty Cash

| <u>Chart of Account Number</u>        | <u>Entry Date</u> | <u>Reference Number</u>   | <u>Transaction Description</u> | <u>Debit Amount</u> | <u>Credit Amount</u> |
|---------------------------------------|-------------------|---------------------------|--------------------------------|---------------------|----------------------|
| Batch Description: PETTY CASH JOURNAL |                   | Processing Month: 08/2018 |                                |                     |                      |
| 11 101                                | 08/14/2018        |                           | Payflex Claims                 | 0.00                | 318.43               |
| 11 9000 461 000 0000 0 000            | 08/14/2018        |                           | Payflex Claims                 | 318.43              | 0.00                 |
| 11 101                                | 08/21/2018        |                           | Payflex Claims                 | 0.00                | 1,087.55             |
| 11 9000 461 000 0000 0 000            | 08/21/2018        |                           | Payflex Claims                 | 1,087.55            | 0.00                 |
| 11 101                                | 08/28/2018        |                           | Payflex Claims                 | 0.00                | 378.75               |
| 11 9000 461 000 0000 0 000            | 08/28/2018        |                           | Payflex Claims                 | 378.75              | 0.00                 |
| 11 101                                | 08/30/2018        |                           | Payflex Claims                 | 0.00                | 389.30               |
| 11 9000 461 000 0000 0 000            | 08/30/2018        |                           | Payflex Claims                 | 389.30              | 0.00                 |
| Total:                                |                   |                           |                                | 2,174.03            | 2,174.03             |

Fund Totals:

| <u>Fund</u>   | <u>Debit Amount</u> | <u>Credit Amount</u> |
|---------------|---------------------|----------------------|
| 11 PETTY CASH | 2,174.03            | 2,174.03             |
| Grand Totals: | 2,174.03            | 2,174.03             |

## BOARD EXPENDITURE REPORT BY FUNCTION

August 2018

| Account Number             | Account Description                  | Revised Budget | Expended During Month | Expenditures to Date | % of Budget | Balance at EOM | A/ P Outstanding | P/ O Outstanding |
|----------------------------|--------------------------------------|----------------|-----------------------|----------------------|-------------|----------------|------------------|------------------|
| 1100                       | REGULAR INSTRUCTIONAL PROGRAMS       |                |                       |                      |             |                |                  |                  |
| 01 1100 111 002 0000 1 000 | Salaries-Teachers/Prof Elementary    | 970,000.00     | 89,014.64             | 942,414.03           | 97.16       | 27,585.97      | 0.00             | 0.00             |
| 01 1100 111 001 0000 2 000 | Salaries-Teacher/Prof Secondary      | 1,225,000.00   | 99,372.08             | 1,176,756.65         | 96.06       | 48,243.35      | 0.00             | 0.00             |
| 01 1100 111 001 0000 2 001 | SALARY-Org Sponsors                  | 48,000.00      | 2,964.99              | 41,611.03            | 86.69       | 6,388.97       | 0.00             | 0.00             |
| 01 1100 111 001 0000 2 002 | SALARY-Athletics                     | 125,000.00     | 9,097.40              | 123,200.37           | 98.56       | 1,799.63       | 0.00             | 0.00             |
| 01 1100 111 001 1116 2 004 | Pathways Salaries                    | 85,000.00      | 6,970.16              | 83,083.37            | 97.75       | 1,916.63       | 0.00             | 0.00             |
| 01 1100 111 004 0000 3 000 | Salaries-Teachers/Prof Middle School | 610,000.00     | 44,012.71             | 533,329.99           | 87.43       | 76,670.01      | 0.00             | 0.00             |
| 01 1100 111 004 0000 3 001 | MS-Salary Org Sponsors               | 3,000.00       | 738.09                | 3,245.89             | 108.20      | (245.89)       | 0.00             | 0.00             |
| 01 1100 111 004 0000 3 002 | MS-Salary Athletics                  | 35,000.00      | 2,564.80              | 30,228.00            | 86.37       | 4,772.00       | 0.00             | 0.00             |
| 01 1100 112 000 0000 0 000 | PRESCHOOL PARA REG ED                | 0.00           | 3,916.00              | 15,477.01            | 0.00        | (15,477.01)    | 0.00             | 0.00             |
| 01 1100 112 002 0000 1 000 | TCHR AIDE SAL EL                     | 110,000.00     | 0.00                  | 135,169.47           | 122.88      | (25,169.47)    | 0.00             | 0.00             |
| 01 1100 112 001 0000 2 000 | SALARY-CLERICAL/PARAPROF STAFF       | 13,000.00      | 0.00                  | 11,235.81            | 86.43       | 1,764.19       | 0.00             | 0.00             |
| 01 1100 112 004 0000 3 000 | MS Para                              | 12,000.00      | 0.00                  | 5,456.15             | 45.47       | 6,543.85       | 0.00             | 0.00             |
| 01 1100 112 004 1127 3 000 | MS Accompanist                       | 2,000.00       | 0.00                  | 0.00                 | 0.00        | 2,000.00       | 0.00             | 0.00             |
| 01 1100 113 000 0000 0 000 | SUB SALARY INLIEU OF                 | 3,000.00       | 0.00                  | 2,182.50             | 72.75       | 817.50         | 0.00             | 0.00             |
| 01 1100 123 002 0000 1 000 | SUB SAL EL                           | 40,000.00      | 0.00                  | 30,923.13            | 77.31       | 9,076.87       | 0.00             | 0.00             |
| 01 1100 123 001 0000 2 000 | SUB SAL SEC                          | 27,000.00      | 0.00                  | 24,577.50            | 91.03       | 2,422.50       | 0.00             | 0.00             |
| 01 1100 123 001 1116 2 004 | Pathways Sub Salary                  | 2,000.00       | 0.00                  | 1,495.00             | 74.75       | 505.00         | 0.00             | 0.00             |
| 01 1100 123 004 0000 3 000 | MS Substitutes                       | 15,000.00      | 0.00                  | 10,925.00            | 72.83       | 4,075.00       | 0.00             | 0.00             |
| 01 1100 211 000 0000 0 000 | HEALTH INSURANCE                     | 0.00           | 0.00                  | 2,482.26             | 0.00        | (2,482.26)     | 0.00             | 0.00             |
| 01 1100 211 002 0000 1 000 | BCBS                                 | 291,700.00     | 23,010.02             | 277,575.69           | 95.16       | 14,124.31      | 0.00             | 0.00             |
| 01 1100 211 001 0000 2 000 | BCBS                                 | 366,100.00     | 24,670.76             | 335,954.98           | 91.77       | 30,145.02      | 0.00             | 0.00             |
| 01 1100 211 001 1116 2 000 | Pathways Health Ins                  | 32,100.00      | 2,108.34              | 29,499.33            | 91.90       | 2,600.67       | 0.00             | 0.00             |
| 01 1100 211 004 0000 3 000 | MS Health Insurance                  | 171,100.00     | 12,403.80             | 160,003.99           | 93.51       | 11,096.01      | 0.00             | 0.00             |
| 01 1100 211 004 0000 3 001 | MS Health Insurance                  | 0.00           | 0.25                  | 0.25                 | 0.00        | (0.25)         | 0.00             | 0.00             |
| 01 1100 211 004 0000 3 002 | MS Health Insurance                  | 0.00           | 83.26                 | 1,008.03             | 0.00        | (1,008.03)     | 0.00             | 0.00             |
| 01 1100 212 000 0000 0 000 | Group Insurance                      | 0.00           | 625.93                | 625.93               | 0.00        | (625.93)       | 0.00             | 0.00             |
| 01 1100 212 002 0000 1 000 | Group Insurance                      | 0.00           | 1,141.60              | 1,141.60             | 0.00        | (1,141.60)     | 0.00             | 0.00             |
| 01 1100 212 001 0000 2 000 | Group Insurance                      | 0.00           | 0.92                  | 0.92                 | 0.00        | (0.92)         | 0.00             | 0.00             |
| 01 1100 212 004 0000 3 000 | Group Insurance                      | 0.00           | 1.40                  | 1.40                 | 0.00        | (1.40)         | 0.00             | 0.00             |
| 01 1100 221 000 0000 0 000 | SOC SEC                              | 400.00         | 0.00                  | 1,051.56             | 262.89      | (651.56)       | 0.00             | 0.00             |
| 01 1100 221 002 0000 1 000 | SOC SEC EL                           | 88,000.00      | 6,711.81              | 83,442.42            | 94.82       | 4,557.58       | 0.00             | 0.00             |
| 01 1100 221 001 0000 2 000 | SOC SEC SEC                          | 98,000.00      | 7,548.32              | 92,248.99            | 94.13       | 5,751.01       | 0.00             | 0.00             |
| 01 1100 221 001 0000 2 001 | Soc Sec - Org Sponsors               | 5,000.00       | 226.47                | 3,180.41             | 63.61       | 1,819.59       | 0.00             | 0.00             |
| 01 1100 221 001 0000 2 002 | Soc Sec - Athletics                  | 14,000.00      | 693.89                | 9,466.35             | 67.62       | 4,533.65       | 0.00             | 0.00             |
| 01 1100 221 001 1116 2 004 | SOCIAL SECURITY                      | 7,000.00       | 531.22                | 6,452.96             | 92.19       | 547.04         | 0.00             | 0.00             |
| 01 1100 221 004 0000 3 000 | MS Social Security                   | 50,000.00      | 3,351.03              | 41,875.03            | 83.75       | 8,124.97       | 0.00             | 0.00             |
| 01 1100 221 004 0000 3 001 | MS Social Security                   | 0.00           | 56.35                 | 246.58               | 0.00        | (246.58)       | 0.00             | 0.00             |
| 01 1100 221 004 0000 3 002 | MS Social Security                   | 0.00           | 194.90                | 2,296.81             | 0.00        | (2,296.81)     | 0.00             | 0.00             |
| 01 1100 222 000 0000 0 000 | Social Security                      | 0.00           | 299.57                | 299.57               | 0.00        | (299.57)       | 0.00             | 0.00             |
| 01 1100 231 000 0000 0 000 | RETIRE SUB INLIEU                    | 400.00         | 0.00                  | 1,357.40             | 339.35      | (957.40)       | 0.00             | 0.00             |
| 01 1100 231 002 0000 1 000 | RETIREMENT                           | 115,000.00     | 8,529.69              | 105,794.35           | 92.00       | 9,205.65       | 0.00             | 0.00             |
| 01 1100 231 001 0000 2 000 | RETIREMENT                           | 128,000.00     | 9,718.35              | 115,573.96           | 90.29       | 12,426.04      | 0.00             | 0.00             |
| 01 1100 231 001 0000 2 001 | Retirement - Org Sponsors            | 6,000.00       | 292.90                | 3,595.05             | 59.92       | 2,404.95       | 0.00             | 0.00             |
| 01 1100 231 001 0000 2 002 | Retirement - Athletics               | 18,000.00      | 819.51                | 10,085.33            | 56.03       | 7,914.67       | 0.00             | 0.00             |
| 01 1100 231 001 1116 2 004 | Pathways Retire                      | 9,000.00       | 688.51                | 8,206.77             | 91.19       | 793.23         | 0.00             | 0.00             |
| 01 1100 231 004 0000 3 000 | MS Retirement                        | 65,000.00      | 4,231.27              | 51,649.55            | 79.46       | 13,350.45      | 0.00             | 0.00             |
| 01 1100 231 004 0000 3 001 | MS Retirement                        | 0.00           | 72.92                 | 320.64               | 0.00        | (320.64)       | 0.00             | 0.00             |
| 01 1100 231 004 0000 3 002 | MS Retirement                        | 0.00           | 253.35                | 2,782.27             | 0.00        | (2,782.27)     | 0.00             | 0.00             |
| 01 1100 232 000 0000 0 000 | Retirement                           | 0.00           | 386.81                | 386.81               | 0.00        | (386.81)       | 0.00             | 0.00             |
| 01 1100 260 000 0000 0 000 | UNEMPLOYMENT                         | 2,000.00       | 0.00                  | 0.00                 | 0.00        | 2,000.00       | 0.00             | 0.00             |
| 01 1100 281 002 0000 1 000 | Other Health Benefits                | 0.00           | 763.50                | 763.50               | 0.00        | (763.50)       | 0.00             | 0.00             |
| 01 1100 281 001 0000 2 000 | Other Health Benefits                | 0.00           | 1,866.58              | 1,866.58             | 0.00        | (1,866.58)     | 0.00             | 0.00             |
| 01 1100 281 001 1116 2 004 | Other Health Benefits                | 0.00           | 381.75                | 381.75               | 0.00        | (381.75)       | 0.00             | 0.00             |

## BOARD EXPENDITURE REPORT BY FUNCTION

August 2018

| Account Number             | Account Description            | Revised Budget | Expended During Month | Expenditures to Date | % of Budget | Balance at EOM | A/ P Outstanding | P/ O Outstanding |
|----------------------------|--------------------------------|----------------|-----------------------|----------------------|-------------|----------------|------------------|------------------|
| 01 1100 281 004 0000 3 000 | Other Health Benefits          | 0.00           | 761.10                | 761.10               | 0.00        | (761.10)       | 0.00             | 0.00             |
| 01 1100 291 000 0000 0 000 | Other Benefits                 | 6,100.00       | 100.00                | 5,378.20             | 88.17       | 721.80         | 0.00             | 0.00             |
| 01 1100 333 001 1129 2 000 | Mileage                        | 0.00           | 86.11                 | 86.11                | 0.00        | (86.11)        | 0.00             | 0.00             |
| 01 1100 352 000 0000 0 000 | Tech Support                   | 12,000.00      | 0.00                  | 7,895.87             | 65.80       | 4,104.13       | 0.00             | 0.00             |
| 01 1100 382 000 0000 0 000 | Distance Education             | 10,000.00      | 0.00                  | 6,311.10             | 63.11       | 3,688.90       | 0.00             | 0.00             |
| 01 1100 430 002 0000 1 000 | Elem. Computer Repairs         | 1,000.00       | 0.00                  | 0.00                 | 0.00        | 1,000.00       | 0.00             | 0.00             |
| 01 1100 430 001 0000 2 000 | HS Computer Repairs            | 2,500.00       | 0.00                  | 0.00                 | 0.00        | 2,500.00       | 0.00             | 0.00             |
| 01 1100 430 004 0000 3 000 | MS Comp Repairs                | 2,250.00       | 0.00                  | 99.00                | 4.40        | 2,151.00       | 0.00             | 0.00             |
| 01 1100 550 002 0000 1 000 | Elem Copier                    | 300.00         | 0.00                  | 1,997.42             | 665.81      | (1,697.42)     | 0.00             | 0.00             |
| 01 1100 550 001 0000 2 000 | Copiers                        | 26,000.00      | 831.02                | 18,050.96            | 69.43       | 7,949.04       | 0.00             | 0.00             |
| 01 1100 550 004 0000 3 000 | MS Copiers                     | 7,000.00       | 294.90                | 5,395.40             | 77.08       | 1,604.60       | 0.00             | 0.00             |
| 01 1100 580 001 0000 2 000 | Math Travel                    | 1,100.00       | 0.00                  | 618.78               | 56.25       | 481.22         | 0.00             | 0.00             |
| 01 1100 580 001 1121 2 000 | FBLA Travel                    | 0.00           | 146.37                | 146.37               | 0.00        | (146.37)       | 0.00             | 0.00             |
| 01 1100 580 001 1127 2 000 | Student Travel Expense         | 1,000.00       | 0.00                  | 0.00                 | 0.00        | 1,000.00       | 0.00             | 0.00             |
| 01 1100 580 001 1128 2 000 | Student Travel Expense         | 200.00         | 0.00                  | 97.95                | 48.98       | 102.05         | 0.00             | 0.00             |
| 01 1100 580 001 1129 2 000 | FFA Travel                     | 1,200.00       | 0.00                  | 193.90               | 16.16       | 1,006.10       | 0.00             | 0.00             |
| 01 1100 580 001 1130 2 000 | FCCLA Travel                   | 1,200.00       | 0.00                  | 558.00               | 46.50       | 642.00         | 0.00             | 0.00             |
| 01 1100 580 004 1127 3 000 | MS Vocal Student Expense       | 200.00         | 0.00                  | 230.00               | 115.00      | (30.00)        | 0.00             | 0.00             |
| 01 1100 591 001 0000 2 002 | NewmanGrove HS Coaches         | 44,000.00      | 0.00                  | 41,985.63            | 95.42       | 2,014.37       | 0.00             | 0.00             |
| 01 1100 591 004 0000 3 002 | Newman Grove MS Coaches        | 19,000.00      | 0.00                  | 19,377.98            | 101.99      | (377.98)       | 0.00             | 0.00             |
| 01 1100 610 000 0000 0 000 | Supplies                       | 0.00           | 178.63                | 178.63               | 0.00        | (178.63)       | 0.00             | 0.00             |
| 01 1100 610 000 1126 0 000 | Art Supplies                   | 0.00           | 814.71                | 814.71               | 0.00        | (814.71)       | 0.00             | 0.00             |
| 01 1100 610 002 0000 0 000 | Supplies                       | 0.00           | 403.59                | 403.59               | 0.00        | (403.59)       | 0.00             | 0.00             |
| 01 1100 610 000 0000 0 100 | Furn & Equip Depreciation      | 30,000.00      | 150,000.00            | 150,000.00           | 500.00      | (120,000.00)   | 0.00             | 0.00             |
| 01 1100 610 000 1126 0 100 | Art Equipment                  | 1,600.00       | 0.00                  | 1,879.00             | 117.44      | (279.00)       | 0.00             | 0.00             |
| 01 1100 610 000 1128 0 200 | Band Equipment                 | 1,000.00       | 0.00                  | 0.00                 | 0.00        | 1,000.00       | 0.00             | 0.00             |
| 01 1100 610 002 0000 1 000 | Elementary Requisitions        | 27,000.00      | 4,237.41              | 9,193.37             | 34.05       | 17,806.63      | 0.00             | 0.00             |
| 01 1100 610 002 1101 1 000 | Other Expenses Gr. 1           | 600.00         | 0.00                  | 1,741.10             | 290.18      | (1,141.10)     | 0.00             | 0.00             |
| 01 1100 610 002 1102 1 000 | SECOND GRADE SUPPLIES          | 3,400.00       | 0.00                  | 2,902.67             | 85.37       | 497.33         | 0.00             | 0.00             |
| 01 1100 610 002 1103 1 000 | THIRD GRADE SUPPLIES           | 3,600.00       | 0.00                  | 1,875.19             | 52.09       | 1,724.81       | 0.00             | 0.00             |
| 01 1100 610 002 1104 1 000 | FOURTH GRADE SUPPLIES          | 2,600.00       | 0.00                  | 2,182.57             | 83.95       | 417.43         | 0.00             | 0.00             |
| 01 1100 610 002 1105 1 000 | FIFTH GRADE SUPPLIES           | 2,600.00       | 0.00                  | 305.48               | 11.75       | 2,294.52       | 0.00             | 0.00             |
| 01 1100 610 002 1107 1 000 | KINDERGARTEN SUPPLIES          | 3,100.00       | 59.84                 | 1,642.29             | 52.98       | 1,457.71       | 0.00             | 0.00             |
| 01 1100 610 002 1108 1 000 | TITLE I SUPPLIES               | 800.00         | 0.00                  | 862.79               | 107.85      | (62.79)        | 0.00             | 0.00             |
| 01 1100 610 002 1122 1 000 | Elem Science Supplies          | 500.00         | 0.00                  | 45.32                | 9.06        | 454.68         | 0.00             | 0.00             |
| 01 1100 610 002 1123 1 000 | Elem PE Supplies               | 800.00         | 493.38                | 1,727.00             | 215.88      | (927.00)       | 0.00             | 0.00             |
| 01 1100 610 002 1126 1 000 | Elem Art Supplies              | 1,800.00       | 0.00                  | 18.23                | 1.01        | 1,781.77       | 0.00             | 0.00             |
| 01 1100 610 002 1127 1 000 | Elem Music Supplies            | 1,100.00       | 40.24                 | 4,575.21             | 415.93      | (3,475.21)     | 0.00             | 0.00             |
| 01 1100 610 002 1128 1 000 | Elem Band Supplies             | 500.00         | 0.00                  | 0.00                 | 0.00        | 500.00         | 0.00             | 0.00             |
| 01 1100 610 002 0000 1 100 | ELEM FURN/EQUIP                | 15,000.00      | 0.00                  | 0.00                 | 0.00        | 15,000.00      | 0.00             | 0.00             |
| 01 1100 610 000 1126 2 000 | Art Supplies                   | 3,300.00       | 0.00                  | 2,442.04             | 74.00       | 857.96         | 0.00             | 0.00             |
| 01 1100 610 001 0000 2 000 | Supplies                       | 0.00           | 2,510.72              | 2,510.72             | 0.00        | (2,510.72)     | 0.00             | 0.00             |
| 01 1100 610 001 1116 2 000 | PATHWAYS FURNITURE & EQUIPMENT | 0.00           | 225.52                | 225.52               | 0.00        | (225.52)       | 0.00             | 0.00             |
| 01 1100 610 001 1117 2 000 | Lang Arts Supplies             | 3,900.00       | 1,333.80              | 2,347.80             | 60.20       | 1,552.20       | 0.00             | 0.00             |
| 01 1100 610 001 1118 2 000 | Spanish Supplies               | 1,050.00       | 76.05                 | 586.54               | 55.86       | 463.46         | 0.00             | 0.00             |
| 01 1100 610 001 1119 2 000 | Soc Studies Supplies           | 1,500.00       | 32.13                 | 378.86               | 25.26       | 1,121.14       | 0.00             | 0.00             |
| 01 1100 610 001 1120 2 000 | Math Supplies                  | 1,600.00       | 0.00                  | 541.95               | 33.87       | 1,058.05       | 0.00             | 0.00             |
| 01 1100 610 001 1121 2 000 | Business Supplies              | 1,600.00       | 139.14                | 491.07               | 30.69       | 1,108.93       | 0.00             | 0.00             |
| 01 1100 610 001 1122 2 000 | Science Supplies               | 4,500.00       | 2,754.28              | 7,119.50             | 158.21      | (2,619.50)     | 0.00             | 0.00             |
| 01 1100 610 001 1123 2 000 | PE Supplies                    | 5,000.00       | 1,243.59              | 5,803.11             | 116.06      | (803.11)       | 0.00             | 0.00             |
| 01 1100 610 001 1124 2 000 | Ind Arts Supplies              | 3,750.00       | 889.59                | 3,307.07             | 88.19       | 442.93         | 0.00             | 0.00             |
| 01 1100 610 001 1127 2 000 | Music Supplies                 | 3,100.00       | 300.33                | 4,320.68             | 139.38      | (1,220.68)     | 0.00             | 0.00             |
| 01 1100 610 001 1128 2 000 | Band Supplies                  | 4,200.00       | 66.70                 | 1,710.82             | 40.73       | 2,489.18       | 0.00             | 0.00             |
| 01 1100 610 001 1129 2 000 | Ag Supplies                    | 4,700.00       | 548.66                | 2,103.32             | 44.75       | 2,596.68       | 0.00             | 0.00             |
| 01 1100 610 001 1130 2 000 | FCS Supplies                   | 2,800.00       | 88.08                 | 752.10               | 26.86       | 2,047.90       | 0.00             | 0.00             |
| 01 1100 610 004 1117 2 000 | MS Lang Arts Supplies          | 0.00           | 269.88                | 269.88               | 0.00        | (269.88)       | 0.00             | 0.00             |

09/15/2018 10:49 AM

August 2018

User ID: GLS

| Account Number             | Account Description                    | Revised Budget | Expended During Month | Expenditures to Date | % of Budget | Balance at EOM | A/ P Outstanding | P/ O Outstanding |
|----------------------------|--|----------------|-----------------------|----------------------|-------------|----------------|------------------|------------------|
| 01 1100 610 001 0000 2 100 | HS Furniture & Equipment               | 16,500.00      | 1,150.73              | 5,277.33             | 31.98       | 11,222.67      | 0.00             | 0.00             |
| 01 1100 610 001 1116 2 100 | PATHWAYS FURNITURE & EQUIPMENT         | 500.00         | 0.00                  | 0.00                 | 0.00        | 500.00         | 0.00             | 0.00             |
| 01 1100 610 001 1122 2 100 | Equipment                              | 0.00           | 813.40                | 813.40               | 0.00        | (813.40)       | 0.00             | 0.00             |
| 01 1100 610 001 1124 2 100 | Ind Arts Equipment                     | 1,000.00       | 556.73                | 1,424.75             | 142.48      | (424.75)       | 0.00             | 0.00             |
| 01 1100 610 001 1127 2 100 | Music Equipment                        | 2,000.00       | 0.00                  | 1,167.41             | 58.37       | 832.59         | 0.00             | 0.00             |
| 01 1100 610 001 1129 2 100 | Ag Equipment                           | 1,000.00       | 0.00                  | 0.00                 | 0.00        | 1,000.00       | 0.00             | 0.00             |
| 01 1100 610 001 1116 2 200 | Pathways Supplies                      | 1,500.00       | 0.00                  | 357.17               | 23.81       | 1,142.83       | 0.00             | 0.00             |
| 01 1100 610 004 0000 3 000 | MS Supplies                            | 11,100.00      | 741.18                | 1,058.95             | 9.54        | 10,041.05      | 0.00             | 0.00             |
| 01 1100 610 004 1117 3 000 | MS Lang Arts Supplies                  | 2,100.00       | 400.55                | 2,382.92             | 113.47      | (282.92)       | 0.00             | 0.00             |
| 01 1100 610 004 1119 3 000 | MS Social Studies Supplies             | 1,100.00       | 183.93                | 876.19               | 79.65       | 223.81         | 0.00             | 0.00             |
| 01 1100 610 004 1120 3 000 | MS Math Supplies                       | 1,400.00       | 0.00                  | 759.80               | 54.27       | 640.20         | 0.00             | 0.00             |
| 01 1100 610 004 1122 3 000 | MS Science Supplies                    | 1,200.00       | 0.00                  | 85.75                | 7.15        | 1,114.25       | 0.00             | 0.00             |
| 01 1100 610 004 1123 3 000 | MS PE Supplies                         | 800.00         | 0.00                  | 0.00                 | 0.00        | 800.00         | 0.00             | 0.00             |
| 01 1100 610 004 1126 3 000 | MS Art Supplies                        | 1,000.00       | 0.00                  | 0.00                 | 0.00        | 1,000.00       | 0.00             | 0.00             |
| 01 1100 610 004 1127 3 000 | MS Music Supplies                      | 1,100.00       | 0.00                  | 205.99               | 18.73       | 894.01         | 0.00             | 0.00             |
| 01 1100 610 004 1128 3 000 | MS Band Supplies                       | 500.00         | 0.00                  | 0.00                 | 0.00        | 500.00         | 0.00             | 0.00             |
| 01 1100 640 002 0000 1 000 | TEXTBOOKS EL                           | 41,000.00      | 0.00                  | 57,485.43            | 140.21      | (16,485.43)    | 0.00             | 0.00             |
| 01 1100 640 001 0000 2 000 | TEXTBOOKS SEC                          | 37,000.00      | 0.00                  | 22,944.61            | 62.01       | 14,055.39      | 0.00             | 0.00             |
| 01 1100 640 001 1116 2 000 | Pathways Textbooks                     | 100.00         | 0.00                  | 0.00                 | 0.00        | 100.00         | 0.00             | 0.00             |
| 01 1100 640 001 1117 2 000 | Textbooks                              | 0.00           | 3,157.29              | 3,157.29             | 0.00        | (3,157.29)     | 0.00             | 0.00             |
| 01 1100 640 004 0000 3 000 | MS Textbooks                           | 21,000.00      | 0.00                  | 28.68                | 0.14        | 20,971.32      | 0.00             | 0.00             |
| 01 1100 641 001 0000 2 000 | EBOOKS SEC                             | 2,000.00       | 0.00                  | 0.00                 | 0.00        | 2,000.00       | 0.00             | 0.00             |
| 01 1100 643 002 0000 1 000 | Web-based Software                     | 0.00           | 5,658.60              | 5,658.60             | 0.00        | (5,658.60)     | 0.00             | 0.00             |
| 01 1100 650 000 0000 0 000 | COMPUTER HARDWARE                      | 55,000.00      | 148,679.54            | 240,006.07           | 436.37      | (185,006.07)   | 0.00             | 0.00             |
| 01 1100 650 000 1128 0 000 | Band Software                          | 600.00         | 0.00                  | 395.00               | 65.83       | 205.00         | 0.00             | 0.00             |
| 01 1100 650 002 0000 1 000 | Elem Comp Hardware                     | 16,500.00      | 0.00                  | 10,071.49            | 61.04       | 6,428.51       | 0.00             | 0.00             |
| 01 1100 650 001 0000 2 000 | HS Comp Hardware                       | 15,500.00      | 0.00                  | 6,143.97             | 39.64       | 9,356.03       | 0.00             | 0.00             |
| 01 1100 650 001 1116 2 000 | Pathways Software                      | 6,300.00       | 0.00                  | 5,300.00             | 84.13       | 1,000.00       | 0.00             | 0.00             |
| 01 1100 650 001 1129 2 000 | Ag Software                            | 300.00         | 0.00                  | 295.00               | 98.33       | 5.00           | 0.00             | 0.00             |
| 01 1100 650 004 0000 3 000 | MS Comp Hardware                       | 4,500.00       | 0.00                  | 3,149.76             | 69.99       | 1,350.24       | 0.00             | 0.00             |
| 01 1100 730 001 0000 2 000 | FURNITURE & EQUIPMENT                  | 8,200.00       | 0.00                  | 436.27               | 5.32        | 7,763.73       | 0.00             | 0.00             |
| 01 1100 730 004 0000 3 000 | MS Furniture & Equip                   | 2,750.00       | 0.00                  | 815.70               | 29.66       | 1,934.30       | 0.00             | 0.00             |
| 01 1100 810 000 0000 0 000 | DUES AND FEES                          | 0.00           | 0.00                  | 900.00               | 0.00        | (900.00)       | 0.00             | 0.00             |
| 01 1100 810 002 0000 1 000 | Elem Dues for Memberships              | 1,300.00       | 0.00                  | 900.00               | 69.23       | 400.00         | 0.00             | 0.00             |
| 01 1100 810 002 1127 1 000 | Elem Student Contest Fees              | 200.00         | 0.00                  | 0.00                 | 0.00        | 200.00         | 0.00             | 0.00             |
| 01 1100 810 001 0000 2 000 | HS Dues for Membership                 | 1,300.00       | 0.00                  | 1,150.00             | 88.46       | 150.00         | 0.00             | 0.00             |
| 01 1100 810 001 1127 2 000 | Student Contest Fees                   | 1,800.00       | 0.00                  | 661.00               | 36.72       | 1,139.00       | 0.00             | 0.00             |
| 01 1100 810 001 1128 2 000 | Band Contest Fees                      | 1,200.00       | 0.00                  | 768.00               | 64.00       | 432.00         | 0.00             | 0.00             |
| 01 1100 810 001 1129 2 000 | Ag Contest Fees                        | 500.00         | 0.00                  | 0.00                 | 0.00        | 500.00         | 0.00             | 0.00             |
| 01 1100 810 004 0000 3 000 | MS Dues for Memberships                | 1,300.00       | 0.00                  | 900.00               | 69.23       | 400.00         | 0.00             | 0.00             |
| 01 1100 810 004 1122 3 000 | MS Science Student Contest Fees        | 400.00         | 0.00                  | 380.00               | 95.00       | 20.00          | 0.00             | 0.00             |
| 01 1100 810 004 1127 3 000 | MS Student Contest Fees                | 200.00         | 0.00                  | 139.00               | 69.50       | 61.00          | 0.00             | 0.00             |
| 01 1100 810 004 1128 3 000 | MS Band Contest Fees                   | 200.00         | 0.00                  | 0.00                 | 0.00        | 200.00         | 0.00             | 0.00             |
| 1100                       | REGULAR INSTRUCTIONAL PROGRAMS         | 5,325,800.00   | 700,583.57            | 5,223,467.35         | 98.08       | 102,332.65     | 0.00             | 0.00             |
| 1115                       | Career Academy                         |                |                       |                      |             |                |                  |                  |
| 01 1115 580 001 0000 2 000 | Travel Welding                         | 500.00         | 0.00                  | 85.92                | 17.18       | 414.08         | 0.00             | 0.00             |
| 01 1115 610 001 0000 2 000 | Career Acad Supplies                   | 2,300.00       | 0.00                  | 126.43               | 5.50        | 2,173.57       | 0.00             | 0.00             |
| 01 1115 610 001 1115 2 000 | Welding Supplies                       | 2,000.00       | 177.32                | 4,274.94             | 213.75      | (2,274.94)     | 0.00             | 0.00             |
| 01 1115 610 004 0000 3 000 | MS Career Acad Supplies                | 750.00         | 0.00                  | 0.00                 | 0.00        | 750.00         | 0.00             | 0.00             |
| 01 1115 640 001 0000 2 000 | Career Academy Textbooks               | 1,000.00       | 0.00                  | 0.00                 | 0.00        | 1,000.00       | 0.00             | 0.00             |
| 1115                       | Career Academy                         | 6,550.00       | 177.32                | 4,487.29             | 68.51       | 2,062.71       | 0.00             | 0.00             |
| 1150                       | Limited English Proficiency            |                |                       |                      |             |                |                  |                  |
| 01 1150 320 000 0000 0 000 | LEP Testing                            | 500.00         | 0.00                  | 0.00                 | 0.00        | 500.00         | 0.00             | 0.00             |
| 01 1150 610 000 0000 0 000 | Other Expenses Limited Eng Proficiency | 500.00         | 0.00                  | 0.00                 | 0.00        | 500.00         | 0.00             | 0.00             |

## BOARD EXPENDITURE REPORT BY FUNCTION

August 2018

| Account Number             | Account Description                          | Revised Budget | Expended During Month | Expenditures to Date | % of Budget | Balance at EOM | A/ P Outstanding | P/ O Outstanding |
|----------------------------|--|----------------|-----------------------|----------------------|-------------|----------------|------------------|------------------|
| 1150                       | Limited English Proficiency                  | 1,000.00       | 0.00                  | 0.00                 | 0.00        | 1,000.00       | 0.00             | 0.00             |
| <b>1190</b>                | <b>Early Childhood</b>                       |                |                       |                      |             |                |                  |                  |
| 01 1190 111 000 0000 0 000 | PRESCHOOL SALARIES                           | 92,000.00      | 7,452.54              | 89,313.35            | 97.08       | 2,686.65       | 0.00             | 0.00             |
| 01 1190 122 002 0000 1 000 | Salaries-Preschool Para Sub                  | 90,000.00      | 0.00                  | 68,285.75            | 75.87       | 21,714.25      | 0.00             | 0.00             |
| 01 1190 123 002 0000 1 000 | Preschool Sub                                | 2,000.00       | 0.00                  | 977.50               | 48.88       | 1,022.50       | 0.00             | 0.00             |
| 01 1190 211 000 0000 0 000 | PRESCHOOL HEALTH INS.                        | 50,600.00      | 3,320.12              | 43,708.78            | 86.38       | 6,891.22       | 0.00             | 0.00             |
| 01 1190 212 000 0000 0 000 | Group Insurance                              | 0.00           | 578.38                | 578.38               | 0.00        | (578.38)       | 0.00             | 0.00             |
| 01 1190 221 000 0000 0 000 | PRESCHOOL SOC SEC                            | 15,000.00      | 566.12                | 11,150.21            | 74.33       | 3,849.79       | 0.00             | 0.00             |
| 01 1190 231 000 0000 0 000 | PRESCHOOL RETIRE                             | 20,000.00      | 736.15                | 15,267.95            | 76.34       | 4,732.05       | 0.00             | 0.00             |
| 01 1190 580 000 0000 0 000 | TRAVEL EXPENSE AND MILEAGE                   | 500.00         | 0.00                  | 300.00               | 60.00       | 200.00         | 0.00             | 0.00             |
| 01 1190 610 000 0000 0 000 | PRESCHOOL SUPPLIES                           | 12,400.00      | 0.00                  | 13,697.63            | 110.46      | (1,297.63)     | 0.00             | 0.00             |
| 01 1190 610 002 0000 0 000 | PRESCHOOL SUPPLIES                           | 0.00           | 192.96                | 192.96               | 0.00        | (192.96)       | 0.00             | 0.00             |
| 01 1190 610 000 0000 0 100 | PRESCHOOL FURN&EQUIP                         | 1,000.00       | 0.00                  | 1,959.00             | 195.90      | (959.00)       | 0.00             | 0.00             |
| 01 1190 610 002 0000 1 000 | Preschool Supplies                           | 0.00           | 1,302.38              | 1,302.38             | 0.00        | (1,302.38)     | 0.00             | 0.00             |
| 01 1190 810 000 0000 0 000 | Preschool Dues & Fees                        | 400.00         | 0.00                  | 0.00                 | 0.00        | 400.00         | 0.00             | 0.00             |
| 1190                       | Early Childhood                              | 283,900.00     | 14,148.65             | 246,733.89           | 86.91       | 37,166.11      | 0.00             | 0.00             |
| <b>1200</b>                | <b>SpEd Instructional Program School Age</b> |                |                       |                      |             |                |                  |                  |
| 01 1200 111 002 0000 1 000 | SpEd Salaries-Teacher/Prof Elementary        | 175,000.00     | 15,448.41             | 171,634.20           | 98.08       | 3,365.80       | 0.00             | 0.00             |
| 01 1200 111 001 0000 2 000 | SpEd Salaries-Teachers/Prof HS               | 125,000.00     | 10,956.14             | 132,771.78           | 106.22      | (7,771.78)     | 0.00             | 0.00             |
| 01 1200 111 004 0000 3 000 | SpEd Salaries-Teachers/Prof MS               | 55,000.00      | 0.00                  | 0.00                 | 0.00        | 55,000.00      | 0.00             | 0.00             |
| 01 1200 112 002 0000 1 000 | AIDES SALARY ELE                             | 90,000.00      | 0.00                  | 35,244.06            | 39.16       | 54,755.94      | 0.00             | 0.00             |
| 01 1200 112 001 0000 2 000 | AIDE SALARY SECON                            | 65,000.00      | 144.76                | 60,057.65            | 92.40       | 4,942.35       | 0.00             | 0.00             |
| 01 1200 112 004 0000 3 000 | MS SpEd Para                                 | 50,000.00      | 0.00                  | 38,524.13            | 77.05       | 11,475.87      | 0.00             | 0.00             |
| 01 1200 123 002 0000 1 000 | SUB SALARIES ELE                             | 2,500.00       | 0.00                  | 2,472.50             | 98.90       | 27.50          | 0.00             | 0.00             |
| 01 1200 123 001 0000 2 000 | SUB SALARIES SEC                             | 4,000.00       | 0.00                  | 1,552.50             | 38.81       | 2,447.50       | 0.00             | 0.00             |
| 01 1200 123 004 0000 3 000 | MS SpEd Substitute                           | 1,500.00       | 0.00                  | 230.00               | 15.33       | 1,270.00       | 0.00             | 0.00             |
| 01 1200 211 002 0000 1 000 | Elem Group Insurance - SpEd                  | 60,700.00      | 4,479.90              | 56,563.49            | 93.19       | 4,136.51       | 0.00             | 0.00             |
| 01 1200 211 001 0000 2 000 | HS Group Insurance - SpEd                    | 45,700.00      | 1,833.49              | 31,212.96            | 68.30       | 14,487.04      | 0.00             | 0.00             |
| 01 1200 211 004 0000 3 000 | MS SpEd Health Insurance                     | 20,600.00      | 0.00                  | 4,226.31             | 20.52       | 16,373.69      | 0.00             | 0.00             |
| 01 1200 212 002 0000 1 000 | Group Insurance                              | 0.00           | 134.72                | 134.72               | 0.00        | (134.72)       | 0.00             | 0.00             |
| 01 1200 212 001 0000 2 000 | Group Insurance                              | 0.00           | 593.46                | 593.46               | 0.00        | (593.46)       | 0.00             | 0.00             |
| 01 1200 212 004 0000 3 000 | Group Insurance                              | 0.00           | 5.62                  | 5.62                 | 0.00        | (5.62)         | 0.00             | 0.00             |
| 01 1200 221 002 0000 1 000 | SOC SEC                                      | 14,000.00      | 1,175.07              | 15,932.70            | 113.81      | (1,932.70)     | 0.00             | 0.00             |
| 01 1200 221 001 0000 2 000 | SOC SEC                                      | 15,000.00      | 835.65                | 14,433.05            | 96.22       | 566.95         | 0.00             | 0.00             |
| 01 1200 221 004 0000 3 000 | MS SpEd Soc Sec                              | 9,000.00       | 0.00                  | 2,864.09             | 31.82       | 6,135.91       | 0.00             | 0.00             |
| 01 1200 222 001 0000 2 000 | Social Security                              | 0.00           | 11.08                 | 11.08                | 0.00        | (11.08)        | 0.00             | 0.00             |
| 01 1200 231 002 0000 1 000 | RETIREMENT                                   | 28,000.00      | 1,525.97              | 20,419.69            | 72.93       | 7,580.31       | 0.00             | 0.00             |
| 01 1200 231 001 0000 2 000 | RETIREMENT                                   | 23,000.00      | 1,082.22              | 18,942.09            | 82.36       | 4,057.91       | 0.00             | 0.00             |
| 01 1200 231 004 0000 3 000 | MS SpEd Retirement                           | 13,000.00      | 0.00                  | 3,750.01             | 28.85       | 9,249.99       | 0.00             | 0.00             |
| 01 1200 232 001 0000 2 000 | Retirement                                   | 0.00           | 14.30                 | 14.30                | 0.00        | (14.30)        | 0.00             | 0.00             |
| 01 1200 281 002 0000 1 000 | Other Health Benefits                        | 0.00           | 318.13                | 318.13               | 0.00        | (318.13)       | 0.00             | 0.00             |
| 01 1200 281 001 0000 2 000 | Other Health Benefits                        | 0.00           | 249.32                | 249.32               | 0.00        | (249.32)       | 0.00             | 0.00             |
| 01 1200 313 002 0000 1 000 | Pupil Services                               | 10,000.00      | 0.00                  | 775.00               | 7.75        | 9,225.00       | 0.00             | 0.00             |
| 01 1200 313 001 0000 2 000 | PSYCH - SEC                                  | 12,000.00      | 0.00                  | 387.44               | 3.23        | 11,612.56      | 0.00             | 0.00             |
| 01 1200 320 000 0000 0 000 | INSERVICE                                    | 7,500.00       | 0.00                  | 0.00                 | 0.00        | 7,500.00       | 0.00             | 0.00             |
| 01 1200 320 002 0000 1 000 | OTHER PROF/TECH SERVICES                     | 75,000.00      | 4,762.80              | 4,762.80             | 6.35        | 70,237.20      | 0.00             | 0.00             |
| 01 1200 320 001 0000 2 000 | TRANSITION SERVICES                          | 40,000.00      | 0.00                  | 0.00                 | 0.00        | 40,000.00      | 0.00             | 0.00             |
| 01 1200 580 000 0000 0 000 | TRAVEL EXPENSE AND MILEAGE                   | 0.00           | 0.00                  | 545.90               | 0.00        | (545.90)       | 0.00             | 0.00             |
| 01 1200 580 002 0000 1 000 | TRAVEL INSERVICE                             | 2,500.00       | 0.00                  | 1,152.00             | 46.08       | 1,348.00       | 0.00             | 0.00             |
| 01 1200 580 001 0000 2 000 | TRAVEL INSERVICE                             | 4,000.00       | 0.00                  | 192.45               | 4.81        | 3,807.55       | 0.00             | 0.00             |
| 01 1200 580 004 0000 3 000 | MS SpEd Travel                               | 500.00         | 0.00                  | 0.00                 | 0.00        | 500.00         | 0.00             | 0.00             |
| 01 1200 610 002 0000 1 000 | SUPPLIES                                     | 4,300.00       | 297.30                | 1,758.16             | 40.89       | 2,541.84       | 0.00             | 0.00             |
| 01 1200 610 002 0000 1 100 | FURNITURE & EQUIPMENT                        | 500.00         | 383.08                | 485.96               | 97.19       | 14.04          | 0.00             | 0.00             |
| 01 1200 610 001 0000 2 000 | SUPPLIES                                     | 3,300.00       | 0.00                  | 557.38               | 16.89       | 2,742.62       | 0.00             | 0.00             |



09/15/2018 10:49 AM

August 2018

User ID: GLS

| Account Number                             | Account Description            | Revised Budget | Expended During Month | Expenditures to Date | % of Budget | Balance at EOM | A/ P Outstanding | P/ O Outstanding |
|--|--------------------------------|----------------|-----------------------|----------------------|-------------|----------------|------------------|------------------|
| 01 1200 610 001 0000 2 100                 | FURNITURE & EQUIPMENT          | 500.00         | 0.00                  | 0.00                 | 0.00        | 500.00         | 0.00             | 0.00             |
| 01 1200 610 004 0000 3 000                 | MS SpEd Supplies               | 2,300.00       | 80.90                 | 663.60               | 28.85       | 1,636.40       | 0.00             | 0.00             |
| 01 1200 610 004 0000 3 100                 | MS SpEd Furn&Equip             | 500.00         | 0.00                  | 0.00                 | 0.00        | 500.00         | 0.00             | 0.00             |
| 01 1200 640 002 0000 1 000                 | TEXTBOOKS ELE                  | 500.00         | 0.00                  | 0.00                 | 0.00        | 500.00         | 0.00             | 0.00             |
| 01 1200 640 001 0000 2 000                 | TEXTBOOKS                      | 1,000.00       | 0.00                  | 0.00                 | 0.00        | 1,000.00       | 0.00             | 0.00             |
| 01 1200 640 004 0000 3 000                 | MS SpEd Textbooks              | 500.00         | 0.00                  | 0.00                 | 0.00        | 500.00         | 0.00             | 0.00             |
| 01 1200 643 000 0000 0 000                 | STUDENT RECORD SYSTEM          | 2,500.00       | 0.00                  | 2,453.00             | 98.12       | 47.00          | 0.00             | 0.00             |
| 01 1200 650 002 0000 1 000                 | COMPUTER HARDWARE              | 2,800.00       | 1,764.00              | 1,764.00             | 63.00       | 1,036.00       | 0.00             | 0.00             |
| 01 1200 650 001 0000 2 000                 | COMPUTER HARDWARE              | 1,250.00       | 0.00                  | 243.98               | 19.52       | 1,006.02       | 0.00             | 0.00             |
| 01 1200 650 004 0000 3 000                 | MS SpEd Computer Equip         | 1,250.00       | 0.00                  | 0.00                 | 0.00        | 1,250.00       | 0.00             | 0.00             |
| 1200 SpEd Instructional Program School Age |                                | 969,700.00     | 46,096.32             | 627,899.51           | 64.75       | 341,800.49     | 0.00             | 0.00             |
| 1291 SpEd Instructional-Age3-5             |                                |                |                       |                      |             |                |                  |                  |
| 01 1291 111 000 0000 0 000                 | PRESCHOOL TEACHING SALARY      | 1,500.00       | 197.54                | 1,702.70             | 113.51      | (202.70)       | 0.00             | 0.00             |
| 01 1291 112 002 0000 1 000                 | PRE SCHOOL SPED SALARIES       | 10,000.00      | 115.53                | 494.17               | 4.94        | 9,505.83       | 0.00             | 0.00             |
| 01 1291 211 000 0000 0 000                 | PRESCHOOL HEALTH INSURANCE     | 4,600.00       | 92.95                 | 687.08               | 14.94       | 3,912.92       | 0.00             | 0.00             |
| 01 1291 212 000 0000 0 000                 | Group Insurance                | 0.00           | 7.41                  | 7.41                 | 0.00        | (7.41)         | 0.00             | 0.00             |
| 01 1291 221 000 0000 0 000                 | PRESCHOOL SOCIAL SECURITY      | 1,000.00       | 15.11                 | 153.14               | 15.31       | 846.86         | 0.00             | 0.00             |
| 01 1291 222 000 0000 0 000                 | Social Security                | 0.00           | 8.84                  | 8.84                 | 0.00        | (8.84)         | 0.00             | 0.00             |
| 01 1291 231 000 0000 0 000                 | PRESCHOOL RETIREMENT           | 1,000.00       | 19.51                 | 205.60               | 20.56       | 794.40         | 0.00             | 0.00             |
| 01 1291 232 000 0000 0 000                 | Retirement                     | 0.00           | 11.41                 | 11.41                | 0.00        | (11.41)        | 0.00             | 0.00             |
| 01 1291 313 000 0000 0 000                 | O.T. 3-4                       | 250.00         | 0.00                  | 141.75               | 56.70       | 108.25         | 0.00             | 0.00             |
| 01 1291 416 000 0000 0 000                 | FEDERALLY MANDATED TESTING 3-4 | 500.00         | 0.00                  | 0.00                 | 0.00        | 500.00         | 0.00             | 0.00             |
| 01 1291 580 000 0000 0 000                 | MILEAGE                        | 100.00         | 0.00                  | 0.00                 | 0.00        | 100.00         | 0.00             | 0.00             |
| 01 1291 610 000 0000 0 000                 | PRESCHOOL SPED                 | 500.00         | 0.00                  | 232.24               | 46.45       | 267.76         | 0.00             | 0.00             |
| 01 1291 810 000 0000 0 000                 | PRESCHOOL DUES & FEES          | 100.00         | 0.00                  | 0.00                 | 0.00        | 100.00         | 0.00             | 0.00             |
| 1291 SpEd Instructional-Age3-5             |                                | 19,550.00      | 468.30                | 3,644.34             | 18.64       | 15,905.66      | 0.00             | 0.00             |
| 1300 Summer School                         |                                |                |                       |                      |             |                |                  |                  |
| 01 1300 111 002 0000 1 000                 | Summer School Elementary       | 1,800.00       | 2,370.48              | 2,370.48             | 131.69      | (570.48)       | 0.00             | 0.00             |
| 01 1300 111 001 0000 2 000                 | Summer School Secondary        | 5,000.00       | 2,180.00              | 3,255.00             | 65.10       | 1,745.00       | 0.00             | 0.00             |
| 01 1300 111 004 0000 3 000                 | MS Summer School               | 1,500.00       | 790.16                | 790.16               | 52.68       | 709.84         | 0.00             | 0.00             |
| 01 1300 221 002 0000 1 000                 | Social Security                | 200.00         | 181.34                | 181.34               | 90.67       | 18.66          | 0.00             | 0.00             |
| 01 1300 221 001 0000 2 000                 | Social Security                | 500.00         | 166.78                | 249.02               | 49.80       | 250.98         | 0.00             | 0.00             |
| 01 1300 221 004 0000 3 000                 | MS Summer School Soc Sec       | 200.00         | 60.45                 | 60.45                | 30.23       | 139.55         | 0.00             | 0.00             |
| 01 1300 231 002 0000 1 000                 | Retirement                     | 200.00         | 234.15                | 234.15               | 117.08      | (34.15)        | 0.00             | 0.00             |
| 01 1300 231 001 0000 2 000                 | Retirement                     | 500.00         | 215.33                | 321.52               | 64.30       | 178.48         | 0.00             | 0.00             |
| 01 1300 231 004 0000 3 000                 | MS Summer School Retire        | 200.00         | 78.05                 | 78.05                | 39.03       | 121.95         | 0.00             | 0.00             |
| 1300 Summer School                         |                                | 10,100.00      | 6,276.74              | 7,540.17             | 74.66       | 2,559.83       | 0.00             | 0.00             |
| 2110 ATTENDANCE AND SOCIAL WORK            |                                |                |                       |                      |             |                |                  |                  |
| 01 2110 643 000 0000 0 000                 | Web-based Software             | 0.00           | 2,703.75              | 2,703.75             | 0.00        | (2,703.75)     | 0.00             | 0.00             |
| 2110 ATTENDANCE AND SOCIAL WORK            |                                | 0.00           | 2,703.75              | 2,703.75             | 0.00        | (2,703.75)     | 0.00             | 0.00             |
| 2120 GUIDANCE SERVICES                     |                                |                |                       |                      |             |                |                  |                  |
| 01 2120 465 001 0000 2 000                 | HS Guidance Software           | 500.00         | 0.00                  | 0.00                 | 0.00        | 500.00         | 0.00             | 0.00             |
| 01 2120 580 002 0000 1 000                 | ELEM TRAVEL EXP/MILEAGE        | 500.00         | 0.00                  | 0.00                 | 0.00        | 500.00         | 0.00             | 0.00             |
| 01 2120 580 001 0000 2 000                 | TRAVEL                         | 1,000.00       | 0.00                  | 180.00               | 18.00       | 820.00         | 0.00             | 0.00             |
| 01 2120 580 004 0000 3 000                 | MS Guidance Travel             | 500.00         | 0.00                  | 0.00                 | 0.00        | 500.00         | 0.00             | 0.00             |
| 01 2120 610 002 0000 1 000                 | SUPPLIES                       | 750.00         | 0.00                  | 241.06               | 32.14       | 508.94         | 0.00             | 0.00             |
| 01 2120 610 002 0000 1 100                 | EL GUID FURN/EQUIP             | 250.00         | 0.00                  | 0.00                 | 0.00        | 250.00         | 0.00             | 0.00             |
| 01 2120 610 001 0000 2 000                 | SUPPLIES                       | 3,000.00       | 0.00                  | 249.60               | 8.32        | 2,750.40       | 0.00             | 0.00             |
| 01 2120 610 001 0000 2 100                 | GUIDANCE FURNITURE/EQUIPMENT   | 500.00         | 0.00                  | 463.65               | 92.73       | 36.35          | 0.00             | 0.00             |
| 01 2120 610 004 0000 3 000                 | MS Guidance Supplies           | 1,000.00       | 272.48                | 676.00               | 67.60       | 324.00         | 0.00             | 0.00             |
| 01 2120 610 004 0000 3 100                 | MS Guidance Equipment          | 500.00         | 0.00                  | 0.00                 | 0.00        | 500.00         | 0.00             | 0.00             |
| 01 2120 640 002 0000 1 000                 | ELEM GUIDANCE TEXTBOOKS        | 750.00         | 0.00                  | 0.00                 | 0.00        | 750.00         | 0.00             | 0.00             |
| 01 2120 640 001 0000 2 000                 | TEXTBOOKS                      | 500.00         | 0.00                  | 0.00                 | 0.00        | 500.00         | 0.00             | 0.00             |
| 01 2120 640 004 0000 3 000                 | MS Guidance Textbooks          | 500.00         | 0.00                  | 0.00                 | 0.00        | 500.00         | 0.00             | 0.00             |

## BOARD EXPENDITURE REPORT BY FUNCTION

August 2018

User ID: GLS

| Account Number                                 | Account Description               | Revised Budget | Expended During Month | Expenditures to Date | % of Budget | Balance at EOM | A/ P Outstanding | P/ O Outstanding |
|--|-----------------------------------|----------------|-----------------------|----------------------|-------------|----------------|------------------|------------------|
| 01 2120 643 002 0000 1 000                     | TESTING                           | 0.00           | 0.00                  | 1,200.76             | 0.00        | (1,200.76)     | 0.00             | 0.00             |
| 01 2120 643 001 0000 2 000                     | TESTING                           | 0.00           | 0.00                  | 1,441.08             | 0.00        | (1,441.08)     | 0.00             | 0.00             |
| 01 2120 643 004 0000 3 000                     | MS Guidance Testing               | 0.00           | 0.00                  | 789.06               | 0.00        | (789.06)       | 0.00             | 0.00             |
| 2120 GUIDANCE SERVICES                         |                                   | 10,250.00      | 272.48                | 5,241.21             | 51.13       | 5,008.79       | 0.00             | 0.00             |
| <b>2130 HEALTH SERVICES</b>                    |                                   |                |                       |                      |             |                |                  |                  |
| 01 2130 340 000 0000 0 000                     | NURSE CONTRACT                    | 48,000.00      | 0.00                  | 43,411.98            | 90.44       | 4,588.02       | 0.00             | 0.00             |
| 01 2130 580 000 0000 0 000                     | TRAVEL                            | 200.00         | 0.00                  | 0.00                 | 0.00        | 200.00         | 0.00             | 0.00             |
| 01 2130 610 000 0000 0 000                     | SUPPLIES                          | 1,500.00       | 461.57                | 872.57               | 58.17       | 627.43         | 0.00             | 0.00             |
| 01 2130 610 000 0000 0 100                     | Nurse Equipment                   | 1,000.00       | 0.00                  | 1,684.46             | 168.45      | (684.46)       | 0.00             | 0.00             |
| 01 2130 810 000 0000 0 000                     | Nurse Dues & Fees                 | 200.00         | 0.00                  | 0.00                 | 0.00        | 200.00         | 0.00             | 0.00             |
| 2130 HEALTH SERVICES                           |                                   | 50,900.00      | 461.57                | 45,969.01            | 90.31       | 4,930.99       | 0.00             | 0.00             |
| <b>2141 Psych Services SpEd School Age</b>     |                                   |                |                       |                      |             |                |                  |                  |
| 01 2141 111 000 0000 0 000                     | PSYCHOLOGIST SALARY               | 48,000.00      | 3,560.20              | 42,722.84            | 89.01       | 5,277.16       | 0.00             | 0.00             |
| 01 2141 211 000 0000 0 000                     | HEALTH INSURANCE                  | 13,100.00      | 898.17                | 12,527.70            | 95.63       | 572.30         | 0.00             | 0.00             |
| 01 2141 221 000 0000 0 000                     | SOCIAL SECURITY                   | 3,500.00       | 271.45                | 3,257.46             | 93.07       | 242.54         | 0.00             | 0.00             |
| 01 2141 231 000 0000 0 000                     | RETIREMENT                        | 4,500.00       | 351.67                | 4,220.05             | 93.78       | 279.95         | 0.00             | 0.00             |
| 01 2141 281 000 0000 0 000                     | Other Health Benefits             | 0.00           | 159.06                | 159.06               | 0.00        | (159.06)       | 0.00             | 0.00             |
| 01 2141 610 000 0000 0 000                     | SUPPLIES                          | 5,200.00       | 0.00                  | 1,312.59             | 25.24       | 3,887.41       | 0.00             | 0.00             |
| 2141 Psych Services SpEd School Age            |                                   | 74,300.00      | 5,240.55              | 64,199.70            | 86.41       | 10,100.30      | 0.00             | 0.00             |
| <b>2151 Speech Audiology SpEd School Age</b>   |                                   |                |                       |                      |             |                |                  |                  |
| 01 2151 111 000 0000 0 000                     | SPEECH THERAPY SALARY             | 72,000.00      | 5,181.07              | 61,501.36            | 85.42       | 10,498.64      | 0.00             | 0.00             |
| 01 2151 211 000 0000 0 000                     | HEALTH INSURANCE                  | 15,100.00      | 1,244.37              | 14,781.48            | 97.89       | 318.52         | 0.00             | 0.00             |
| 01 2151 221 000 0000 0 000                     | SOC SEC                           | 5,000.00       | 396.36                | 4,704.87             | 94.10       | 295.13         | 0.00             | 0.00             |
| 01 2151 231 000 0000 0 000                     | RETIREMENT                        | 7,000.00       | 511.78                | 6,074.99             | 86.79       | 925.01         | 0.00             | 0.00             |
| 01 2151 580 002 0000 1 000                     | Speech TRAVEL EXPENSE AND MILEAGE | 250.00         | 0.00                  | 0.00                 | 0.00        | 250.00         | 0.00             | 0.00             |
| 01 2151 580 001 0000 2 000                     | HS Speech Travel                  | 250.00         | 0.00                  | 0.00                 | 0.00        | 250.00         | 0.00             | 0.00             |
| 01 2151 610 000 0000 0 000                     | SUPPLIES                          | 1,000.00       | 170.40                | 312.43               | 31.24       | 687.57         | 0.00             | 0.00             |
| 01 2151 610 002 0000 1 000                     | Elem Speech Supplies              | 300.00         | 0.00                  | 568.78               | 189.59      | (268.78)       | 0.00             | 0.00             |
| 01 2151 610 002 0000 1 100                     | Elem Speech Equipment             | 750.00         | 0.00                  | 0.00                 | 0.00        | 750.00         | 0.00             | 0.00             |
| 01 2151 610 001 0000 2 000                     | HS Speech Supplies                | 1,050.00       | 0.00                  | 0.00                 | 0.00        | 1,050.00       | 0.00             | 0.00             |
| 01 2151 610 001 0000 2 100                     | HS Speech Equip                   | 750.00         | 0.00                  | 0.00                 | 0.00        | 750.00         | 0.00             | 0.00             |
| 2151 Speech Audiology SpEd School Age          |                                   | 103,450.00     | 7,503.98              | 87,943.91            | 85.01       | 15,506.09      | 0.00             | 0.00             |
| <b>2153 Speech Pathology/Audiology Age 0-2</b> |                                   |                |                       |                      |             |                |                  |                  |
| 01 2153 340 002 0000 0 000                     | 0-2 HEARING                       | 0.00           | 211.87                | 459.24               | 0.00        | (459.24)       | 0.00             | 0.00             |
| 2153 Speech Pathology/Audiology Age 0-2        |                                   | 0.00           | 211.87                | 459.24               | 0.00        | (459.24)       | 0.00             | 0.00             |
| <b>2163 Physical Therapy- Age 0-2</b>          |                                   |                |                       |                      |             |                |                  |                  |
| 01 2163 340 002 0000 0 000                     | OCCUPATIONAL THERAPY 0-2          | 2,250.00       | 0.00                  | 0.00                 | 0.00        | 2,250.00       | 0.00             | 0.00             |
| 2163 Physical Therapy- Age 0-2                 |                                   | 2,250.00       | 0.00                  | 0.00                 | 0.00        | 2,250.00       | 0.00             | 0.00             |
| <b>2172 Physical Therapy - 3-5</b>             |                                   |                |                       |                      |             |                |                  |                  |
| 01 2172 340 000 0000 0 000                     | PHYSICAL THERAPY -PS              | 250.00         | 0.00                  | 0.00                 | 0.00        | 250.00         | 0.00             | 0.00             |
| 2172 Physical Therapy - 3-5                    |                                   | 250.00         | 0.00                  | 0.00                 | 0.00        | 250.00         | 0.00             | 0.00             |
| <b>2190 Activities</b>                         |                                   |                |                       |                      |             |                |                  |                  |
| 01 2190 441 001 2194 2 000                     | RENTALS OR LEASES                 | 0.00           | 0.00                  | 2,505.00             | 0.00        | (2,505.00)     | 0.00             | 0.00             |
| 01 2190 580 001 2195 2 000                     | HS Speech Travel Expense          | 2,000.00       | 0.00                  | 55.09                | 2.75        | 1,944.91       | 0.00             | 0.00             |
| 01 2190 580 001 2199 2 000                     | Student Travel Expense            | 0.00           | 0.00                  | 364.00               | 0.00        | (364.00)       | 0.00             | 0.00             |
| 01 2190 580 004 2195 3 000                     | MS Speech Travel Expense          | 500.00         | 0.00                  | 0.00                 | 0.00        | 500.00         | 0.00             | 0.00             |
| 01 2190 610 001 0000 0 000                     | Activity Equipment HS             | 0.00           | 32.99                 | 32.99                | 0.00        | (32.99)        | 0.00             | 0.00             |
| 01 2190 610 001 0000 2 000                     | Activity Equipment HS             | 0.00           | 152.51                | 152.51               | 0.00        | (152.51)       | 0.00             | 0.00             |
| 01 2190 610 001 2193 2 000                     | Supplies HS Cross Country         | 500.00         | 9.99                  | 784.39               | 156.88      | (284.39)       | 0.00             | 0.00             |
| 01 2190 610 001 2195 2 000                     | HS Speech Supplies                | 850.00         | 134.28                | 1,514.72             | 178.20      | (664.72)       | 0.00             | 0.00             |
| 01 2190 610 001 2198 2 000                     | HS Track Supplies                 | 500.00         | 0.00                  | 4,112.16             | 822.43      | (3,612.16)     | 0.00             | 0.00             |

## BOARD EXPENDITURE REPORT BY FUNCTION

August 2018

| Account Number             | Account Description           | Revised Budget | Expended During Month | Expenditures to Date | % of Budget | Balance at EOM | A/ P Outstanding | P/ O Outstanding |
|----------------------------|-------------------------------|----------------|-----------------------|----------------------|-------------|----------------|------------------|------------------|
| 01 2190 610 001 2192 2 001 | HS Volleyball Supplies        | 500.00         | 97.98                 | 801.93               | 160.39      | (301.93)       | 0.00             | 0.00             |
| 01 2190 610 001 2194 2 001 | HS Softball Supplies          | 500.00         | 0.00                  | 567.63               | 113.53      | (67.63)        | 0.00             | 0.00             |
| 01 2190 610 001 2197 2 001 | HS Girls BB Supplies          | 500.00         | 8.22                  | 59.72                | 11.94       | 440.28         | 0.00             | 0.00             |
| 01 2190 610 001 2199 2 001 | HS Girls Golf Supplies        | 500.00         | 0.00                  | 104.35               | 20.87       | 395.65         | 0.00             | 0.00             |
| 01 2190 610 001 2191 2 002 | HS Activity Supplies          | 3,500.00       | 86.97                 | 2,814.90             | 80.43       | 685.10         | 0.00             | 0.00             |
| 01 2190 610 001 2196 2 002 | HS Wrestling Supplies         | 500.00         | 0.00                  | 4,538.61             | 907.72      | (4,038.61)     | 0.00             | 0.00             |
| 01 2190 610 001 2197 2 002 | HS Boys BB Supplies           | 500.00         | 350.54                | 3,518.74             | 703.75      | (3,018.74)     | 0.00             | 0.00             |
| 01 2190 610 001 2199 2 002 | HS Boys Golf Supplies         | 500.00         | 0.00                  | 22.47                | 4.49        | 477.53         | 0.00             | 0.00             |
| 01 2190 610 001 0000 2 100 | Activity Equipment HS         | 10,000.00      | 0.00                  | 1,129.00             | 11.29       | 8,871.00       | 0.00             | 0.00             |
| 01 2190 610 001 2193 2 100 | HS Cross Country Equipment    | 250.00         | 0.00                  | 0.00                 | 0.00        | 250.00         | 0.00             | 0.00             |
| 01 2190 610 001 2198 2 100 | HS Track Equipment            | 500.00         | 0.00                  | 1,296.00             | 259.20      | (796.00)       | 0.00             | 0.00             |
| 01 2190 610 001 2192 2 101 | HS VB Equipment               | 250.00         | 416.00                | 416.00               | 166.40      | (166.00)       | 0.00             | 0.00             |
| 01 2190 610 001 2194 2 101 | HS Softball Equipment         | 500.00         | 350.88                | 350.88               | 70.18       | 149.12         | 0.00             | 0.00             |
| 01 2190 610 001 2197 2 101 | HS GBB Equipment              | 125.00         | 0.00                  | 0.00                 | 0.00        | 125.00         | 0.00             | 0.00             |
| 01 2190 610 001 2199 2 101 | HS Girls Golf Equipment       | 100.00         | 0.00                  | 0.00                 | 0.00        | 100.00         | 0.00             | 0.00             |
| 01 2190 610 001 2191 2 102 | HS Football Equipment         | 500.00         | 0.00                  | 5,853.28             | 1,170.66    | (5,353.28)     | 0.00             | 0.00             |
| 01 2190 610 001 2196 2 102 | HS Wrestling Equipment        | 250.00         | 529.51                | 529.51               | 211.80      | (279.51)       | 0.00             | 0.00             |
| 01 2190 610 001 2197 2 102 | HS BBB Equipment              | 125.00         | 0.00                  | 0.00                 | 0.00        | 125.00         | 0.00             | 0.00             |
| 01 2190 610 001 2199 2 102 | HS Boys Golf Equipment        | 100.00         | 0.00                  | 0.00                 | 0.00        | 100.00         | 0.00             | 0.00             |
| 01 2190 610 001 2193 2 200 | HS Cross Country Uniforms     | 500.00         | 0.00                  | 0.00                 | 0.00        | 500.00         | 0.00             | 0.00             |
| 01 2190 610 001 2198 2 200 | HS Track Uniforms             | 500.00         | 0.00                  | 487.76               | 97.55       | 12.24          | 0.00             | 0.00             |
| 01 2190 610 001 2192 2 201 | HS VB Uniforms                | 500.00         | 0.00                  | 0.00                 | 0.00        | 500.00         | 0.00             | 0.00             |
| 01 2190 610 001 2194 2 201 | HS Softball Uniforms          | 500.00         | 0.00                  | 0.00                 | 0.00        | 500.00         | 0.00             | 0.00             |
| 01 2190 610 001 2197 2 201 | HS Girls BB Uniforms          | 500.00         | 3,526.77              | 3,526.77             | 705.35      | (3,026.77)     | 0.00             | 0.00             |
| 01 2190 610 001 2191 2 202 | High School Football Uniforms | 1,000.00       | 0.00                  | 0.00                 | 0.00        | 1,000.00       | 0.00             | 0.00             |
| 01 2190 610 001 2196 2 202 | HS Wrestling Uniforms         | 500.00         | 0.00                  | 0.00                 | 0.00        | 500.00         | 0.00             | 0.00             |
| 01 2190 610 001 2197 2 202 | HS Boys BB Uniforms           | 500.00         | 0.00                  | 0.00                 | 0.00        | 500.00         | 0.00             | 0.00             |
| 01 2190 610 004 0000 3 000 | MS Activity Supplies          | 1,000.00       | 0.00                  | 0.00                 | 0.00        | 1,000.00       | 0.00             | 0.00             |
| 01 2190 610 004 2193 3 000 | Supplies MS Cross Country     | 200.00         | 0.00                  | 86.00                | 43.00       | 114.00         | 0.00             | 0.00             |
| 01 2190 610 004 2195 3 000 | MS Speech Supplies            | 350.00         | 61.20                 | 144.19               | 41.20       | 205.81         | 0.00             | 0.00             |
| 01 2190 610 004 2198 3 000 | MS Track Supplies             | 500.00         | 0.00                  | 0.00                 | 0.00        | 500.00         | 0.00             | 0.00             |
| 01 2190 610 004 2192 3 001 | MS Volleyball Supplies        | 500.00         | 0.00                  | 0.00                 | 0.00        | 500.00         | 0.00             | 0.00             |
| 01 2190 610 004 2197 3 001 | MS Girls BB Supplies          | 150.00         | 2.74                  | 2.74                 | 1.83        | 147.26         | 0.00             | 0.00             |
| 01 2190 610 004 2191 3 002 | Football Supplies MS          | 500.00         | 0.00                  | 402.80               | 80.56       | 97.20          | 0.00             | 0.00             |
| 01 2190 610 004 2196 3 002 | MS Wrestling Supplies         | 200.00         | 0.00                  | 258.00               | 129.00      | (58.00)        | 0.00             | 0.00             |
| 01 2190 610 004 2197 3 002 | MS Boys BB Supplies           | 150.00         | 345.06                | 441.81               | 294.54      | (291.81)       | 0.00             | 0.00             |
| 01 2190 610 004 0000 3 100 | Activity Equipment MS         | 4,000.00       | 0.00                  | 0.00                 | 0.00        | 4,000.00       | 0.00             | 0.00             |
| 01 2190 610 004 2193 3 100 | MS Cross Country Equipment    | 250.00         | 0.00                  | 0.00                 | 0.00        | 250.00         | 0.00             | 0.00             |
| 01 2190 610 004 2198 3 100 | MS Track Equipment            | 250.00         | 0.00                  | 0.00                 | 0.00        | 250.00         | 0.00             | 0.00             |
| 01 2190 610 004 2192 3 101 | MS VB Equipment               | 250.00         | 0.00                  | 218.39               | 87.36       | 31.61          | 0.00             | 0.00             |
| 01 2190 610 004 2197 3 101 | MS GBB Equipment              | 125.00         | 0.00                  | 0.00                 | 0.00        | 125.00         | 0.00             | 0.00             |
| 01 2190 610 004 2191 3 102 | MS Football Equipment         | 500.00         | 0.00                  | 4,626.51             | 925.30      | (4,126.51)     | 0.00             | 0.00             |
| 01 2190 610 004 2196 3 102 | MS Wrestling Equipment        | 250.00         | 0.00                  | 0.00                 | 0.00        | 250.00         | 0.00             | 0.00             |
| 01 2190 610 004 2197 3 102 | MS BBB Equipment              | 125.00         | 0.00                  | 0.00                 | 0.00        | 125.00         | 0.00             | 0.00             |
| 01 2190 610 004 2193 3 200 | MS Cross Country Uniforms     | 1,000.00       | 0.00                  | 0.00                 | 0.00        | 1,000.00       | 0.00             | 0.00             |
| 01 2190 610 004 2198 3 200 | MS Track Uniforms             | 2,000.00       | 0.00                  | 0.00                 | 0.00        | 2,000.00       | 0.00             | 0.00             |
| 01 2190 610 004 2192 3 201 | MS VB Uniforms                | 1,500.00       | 0.00                  | 0.00                 | 0.00        | 1,500.00       | 0.00             | 0.00             |
| 01 2190 610 004 2197 3 201 | MS Girls BB Uniforms          | 2,000.00       | 0.00                  | 0.00                 | 0.00        | 2,000.00       | 0.00             | 0.00             |
| 01 2190 610 004 2191 3 202 | MS Football Uniforms          | 1,000.00       | 0.00                  | 1,310.15             | 131.02      | (310.15)       | 0.00             | 0.00             |
| 01 2190 610 004 2196 3 202 | MS Wrestling Uniforms         | 500.00         | 0.00                  | 0.00                 | 0.00        | 500.00         | 0.00             | 0.00             |
| 01 2190 610 004 2197 3 202 | MS Boys BB Uniforms           | 2,000.00       | 0.00                  | 0.00                 | 0.00        | 2,000.00       | 0.00             | 0.00             |
| 01 2190 810 001 2193 2 000 | HS Cross Country Fees         | 2,000.00       | 0.00                  | 0.00                 | 0.00        | 2,000.00       | 0.00             | 0.00             |
| 01 2190 810 001 2195 2 000 | HS Speech Fees                | 2,800.00       | 0.00                  | 2,142.00             | 76.50       | 658.00         | 0.00             | 0.00             |
| 01 2190 810 001 2196 2 000 | HS Wrestling Fees             | 2,000.00       | 0.00                  | 0.00                 | 0.00        | 2,000.00       | 0.00             | 0.00             |
| 01 2190 810 001 2198 2 000 | HS Track Fees                 | 2,000.00       | 0.00                  | 0.00                 | 0.00        | 2,000.00       | 0.00             | 0.00             |
| 01 2190 810 001 2199 2 001 | HS Girls Golf Fees            | 1,000.00       | 0.00                  | 1,400.00             | 140.00      | (400.00)       | 0.00             | 0.00             |

09/15/2018 10:49 AM

August 2018

User ID: GLS

| Account Number                   | Account Description             | Revised Budget | Expended During Month | Expenditures to Date | % of Budget | Balance at EOM | A/ P Outstanding | P/ O Outstanding |
|----------------------------------|---------------------------------|----------------|-----------------------|----------------------|-------------|----------------|------------------|------------------|
| 01 2190 810 001 2199 2 002       | HS Boys Golf Fees               | 1,000.00       | 0.00                  | 1,400.00             | 140.00      | (400.00)       | 0.00             | 0.00             |
| 01 2190 810 004 2193 3 000       | MS Cross Country Fees           | 1,000.00       | 0.00                  | 0.00                 | 0.00        | 1,000.00       | 0.00             | 0.00             |
| 01 2190 810 004 2195 3 000       | MS Speech Dues & Fees           | 500.00         | 0.00                  | 293.00               | 58.60       | 207.00         | 0.00             | 0.00             |
| 01 2190 810 004 2196 3 000       | MS Wrestling Fees               | 1,000.00       | 0.00                  | 0.00                 | 0.00        | 1,000.00       | 0.00             | 0.00             |
| 01 2190 810 004 2198 3 000       | MS Track Fees                   | 1,000.00       | 0.00                  | 0.00                 | 0.00        | 1,000.00       | 0.00             | 0.00             |
| 2190 Activities                  |                                 | 62,150.00      | 6,105.64              | 48,264.00            | 77.66       | 13,886.00      | 0.00             | 0.00             |
| 2211 School Improvement          |                                 |                |                       |                      |             |                |                  |                  |
| 01 2211 320 000 0000 0 000       | School Improve Services         | 3,000.00       | 0.00                  | 7,091.47             | 236.38      | (4,091.47)     | 0.00             | 0.00             |
| 01 2211 580 000 0000 0 000       | SCHOOL IMPROVE TRAVEL EXPENSE   | 3,000.00       | 0.00                  | 2,479.50             | 82.65       | 520.50         | 0.00             | 0.00             |
| 01 2211 610 000 0000 0 000       | School Improvement Supplies     | 1,000.00       | 0.00                  | 1,110.30             | 111.03      | (110.30)       | 0.00             | 0.00             |
| 2211 School Improvement          |                                 | 7,000.00       | 0.00                  | 10,681.27            | 152.59      | (3,681.27)     | 0.00             | 0.00             |
| 2214 Professional Development    |                                 |                |                       |                      |             |                |                  |                  |
| 01 2214 320 000 0000 0 000       | OTHER PROF/TECH SERVICES        | 4,000.00       | 0.00                  | 7,350.00             | 183.75      | (3,350.00)     | 0.00             | 0.00             |
| 01 2214 330 000 0000 0 000       | Professional Development        | 0.00           | 150.00                | 150.00               | 0.00        | (150.00)       | 0.00             | 0.00             |
| 01 2214 330 002 0000 1 000       | TRANSPORTATION SERVICES         | 0.00           | 375.00                | 375.00               | 0.00        | (375.00)       | 0.00             | 0.00             |
| 01 2214 580 000 0000 0 000       | INSERVICE EXPENSES              | 7,500.00       | 1,733.61              | 18,799.98            | 250.67      | (11,299.98)    | 0.00             | 0.00             |
| 01 2214 580 001 0000 2 000       | TRAVEL                          | 0.00           | 0.00                  | 149.98               | 0.00        | (149.98)       | 0.00             | 0.00             |
| 01 2214 610 000 0000 0 000       | INSERVICE SUPPLIES              | 1,000.00       | 0.00                  | 1,223.39             | 122.34      | (223.39)       | 0.00             | 0.00             |
| 01 2214 640 000 0000 0 000       | REFERENCE BOOKS                 | 1,000.00       | 0.00                  | 0.00                 | 0.00        | 1,000.00       | 0.00             | 0.00             |
| 01 2214 810 000 0000 0 000       | DUES AND FEES                   | 0.00           | 0.00                  | 235.00               | 0.00        | (235.00)       | 0.00             | 0.00             |
| 2214 Professional Development    |                                 | 13,500.00      | 2,258.61              | 28,283.35            | 209.51      | (14,783.35)    | 0.00             | 0.00             |
| 2220 Library/Media Services      |                                 |                |                       |                      |             |                |                  |                  |
| 01 2220 580 002 0000 1 000       | TRAVEL EXPENSE AND MILEAGE      | 300.00         | 0.00                  | 345.95               | 115.32      | (45.95)        | 0.00             | 0.00             |
| 01 2220 580 001 0000 2 000       | TRAVEL EXPENSE AND MILEAGE      | 300.00         | 0.00                  | 299.95               | 99.98       | 0.05           | 0.00             | 0.00             |
| 01 2220 580 004 0000 3 000       | MS Library Travel               | 300.00         | 0.00                  | 0.00                 | 0.00        | 300.00         | 0.00             | 0.00             |
| 01 2220 610 002 0000 1 000       | ELEM SUPPLIES                   | 1,500.00       | 107.43                | 635.62               | 42.37       | 864.38         | 0.00             | 0.00             |
| 01 2220 610 002 0000 1 100       | FURNITURE & EQUIPMENT           | 1,000.00       | 0.00                  | 117.99               | 11.80       | 882.01         | 0.00             | 0.00             |
| 01 2220 610 001 0000 2 000       | LIBRARY SUPPLIES                | 1,500.00       | 70.21                 | 618.00               | 41.20       | 882.00         | 0.00             | 0.00             |
| 01 2220 610 001 0000 2 100       | FURNITURE & EQUIPMENT           | 1,000.00       | 0.00                  | 0.00                 | 0.00        | 1,000.00       | 0.00             | 0.00             |
| 01 2220 610 004 0000 3 000       | MS Library Supplies             | 1,000.00       | 53.30                 | 61.62                | 6.16        | 938.38         | 0.00             | 0.00             |
| 01 2220 610 004 0000 3 100       | MS Lib Furn&Equip               | 1,000.00       | 0.00                  | 0.00                 | 0.00        | 1,000.00       | 0.00             | 0.00             |
| 01 2220 640 002 0000 1 000       | LIBRARY BOOKS                   | 3,300.00       | 212.70                | 2,670.61             | 80.93       | 629.39         | 0.00             | 0.00             |
| 01 2220 640 001 0000 2 000       | HS Library Books & Periodicals  | 4,000.00       | 697.67                | 2,644.30             | 66.11       | 1,355.70       | 0.00             | 0.00             |
| 01 2220 640 004 0000 3 000       | MS Library Books & Periodicals  | 1,800.00       | 220.74                | 1,132.97             | 62.94       | 667.03         | 0.00             | 0.00             |
| 01 2220 641 002 0000 1 000       | E-BOOKS                         | 100.00         | 0.00                  | 100.00               | 100.00      | 0.00           | 0.00             | 0.00             |
| 01 2220 641 001 0000 2 000       | E-BOOKS                         | 300.00         | 0.00                  | 300.00               | 100.00      | 0.00           | 0.00             | 0.00             |
| 01 2220 641 004 0000 3 000       | MS Lib E-books                  | 100.00         | 0.00                  | 100.00               | 100.00      | 0.00           | 0.00             | 0.00             |
| 01 2220 650 002 0000 1 000       | LIBRARY COMPUTER EQUIPMENT      | 1,100.00       | 0.00                  | 4,090.00             | 371.82      | (2,990.00)     | 0.00             | 0.00             |
| 01 2220 650 001 0000 2 000       | HS Comp Equipment               | 1,600.00       | 0.00                  | 590.00               | 36.88       | 1,010.00       | 0.00             | 0.00             |
| 01 2220 650 004 0000 3 000       | MS Lib Comp Equip               | 1,600.00       | 0.00                  | 590.00               | 36.88       | 1,010.00       | 0.00             | 0.00             |
| 01 2220 810 002 0000 1 000       | DUES AND FEES                   | 100.00         | 0.00                  | 0.00                 | 0.00        | 100.00         | 0.00             | 0.00             |
| 01 2220 810 001 0000 2 000       | DUES AND FEES                   | 100.00         | 0.00                  | 0.00                 | 0.00        | 100.00         | 0.00             | 0.00             |
| 01 2220 810 004 0000 3 000       | MS Library Dues & Fees          | 100.00         | 0.00                  | 0.00                 | 0.00        | 100.00         | 0.00             | 0.00             |
| 2220 Library/Media Services      |                                 | 22,100.00      | 1,362.05              | 14,297.01            | 64.69       | 7,802.99       | 0.00             | 0.00             |
| 2240 Academic Student Assessment |                                 |                |                       |                      |             |                |                  |                  |
| 01 2240 610 001 0000 2 000       | Assessment Supplies             | 3,000.00       | 0.00                  | 612.00               | 20.40       | 2,388.00       | 0.00             | 0.00             |
| 01 2240 643 000 1190 0 000       | TESTING                         | 750.00         | 0.00                  | 934.50               | 124.60      | (184.50)       | 0.00             | 0.00             |
| 01 2240 643 002 0000 1 000       | Web-based Software              | 3,000.00       | 0.00                  | 749.70               | 24.99       | 2,250.30       | 0.00             | 0.00             |
| 01 2240 643 004 0000 3 000       | Web-based Software              | 1,500.00       | 0.00                  | 0.00                 | 0.00        | 1,500.00       | 0.00             | 0.00             |
| 2240 Academic Student Assessment |                                 | 8,250.00       | 0.00                  | 2,296.20             | 27.83       | 5,953.80       | 0.00             | 0.00             |
| 2310 Board of Education          |                                 |                |                       |                      |             |                |                  |                  |
| 01 2310 521 000 0000 0 000       | Fidelity Bond Premium           | 500.00         | 0.00                  | 0.00                 | 0.00        | 500.00         | 0.00             | 0.00             |
| 01 2310 540 000 0000 0 000       | Board Advertising/Legal Notices | 12,000.00      | 461.40                | 11,766.59            | 98.05       | 233.41         | 0.00             | 0.00             |

09/15/2018 10:49 AM

August 2018

User ID: GLS

| Account Number                | Account Description         | Revised Budget | Expended During Month | Expenditures to Date | % of Budget | Balance at EOM | A/ P Outstanding | P/ O Outstanding |
|-------------------------------|-----------------------------|----------------|-----------------------|----------------------|-------------|----------------|------------------|------------------|
| 01 2310 550 000 0000 0 000    | SPEC PRINTING               | 7,500.00       | 0.00                  | 115.38               | 1.54        | 7,384.62       | 0.00             | 0.00             |
| 01 2310 580 000 0000 0 000    | TRAVEL                      | 6,000.00       | 0.00                  | 2,562.70             | 42.71       | 3,437.30       | 0.00             | 0.00             |
| 01 2310 610 000 0000 0 000    | SUPPLIES                    | 15,000.00      | 231.56                | 7,943.20             | 52.95       | 7,056.80       | 0.00             | 0.00             |
| 01 2310 643 000 0000 0 000    | Sparq Software              | 4,000.00       | 0.00                  | 3,100.00             | 77.50       | 900.00         | 0.00             | 0.00             |
| 01 2310 810 000 0000 0 000    | DUES-FEES                   | 7,500.00       | 0.00                  | 5,127.00             | 68.36       | 2,373.00       | 0.00             | 0.00             |
| 2310 Board of Education       |                             | 52,500.00      | 692.96                | 30,614.87            | 58.31       | 21,885.13      | 0.00             | 0.00             |
| 2320 Executive Administration |                             |                |                       |                      |             |                |                  |                  |
| 01 2320 105 000 0000 0 000    | SUPT SAL                    | 138,000.00     | 11,400.00             | 133,216.66           | 96.53       | 4,783.34       | 0.00             | 0.00             |
| 01 2320 211 000 0000 0 000    | BCBS                        | 45,900.00      | 0.00                  | 39,801.52            | 86.71       | 6,098.48       | 0.00             | 0.00             |
| 01 2320 215 000 0000 0 000    | SUPT Insurance              | 0.00           | 1,457.74              | 1,457.74             | 0.00        | (1,457.74)     | 0.00             | 0.00             |
| 01 2320 221 000 0000 0 000    | SOC SEC                     | 20,000.00      | 0.00                  | 17,211.23            | 86.06       | 2,788.77       | 0.00             | 0.00             |
| 01 2320 225 000 0000 0 000    | SUPT Soc Sec                | 0.00           | 859.35                | 859.35               | 0.00        | (859.35)       | 0.00             | 0.00             |
| 01 2320 231 000 0000 0 000    | RETIREMENT                  | 26,000.00      | 0.00                  | 22,407.75            | 86.18       | 3,592.25       | 0.00             | 0.00             |
| 01 2320 235 000 0000 0 000    | SUPT Ret                    | 0.00           | 1,126.07              | 1,126.07             | 0.00        | (1,126.07)     | 0.00             | 0.00             |
| 01 2320 285 000 0000 0 000    | Supt HSA                    | 0.00           | 254.50                | 254.50               | 0.00        | (254.50)       | 0.00             | 0.00             |
| 01 2320 295 000 0000 0 000    | Other Benefits              | 0.00           | 50.00                 | 50.00                | 0.00        | (50.00)        | 0.00             | 0.00             |
| 01 2320 320 000 0000 0 000    | Supt. Other Services        | 100.00         | 0.00                  | 0.00                 | 0.00        | 100.00         | 0.00             | 0.00             |
| 01 2320 330 000 0000 0 000    | Training & Development      | 0.00           | 263.00                | 263.00               | 0.00        | (263.00)       | 0.00             | 0.00             |
| 01 2320 580 000 0000 0 000    | TRAVEL                      | 5,000.00       | 44.97                 | 4,194.15             | 83.88       | 805.85         | 0.00             | 0.00             |
| 01 2320 610 000 0000 0 000    | SUPPLIES                    | 4,000.00       | 0.00                  | 3,264.17             | 81.60       | 735.83         | 0.00             | 0.00             |
| 01 2320 610 000 0000 0 100    | FURNITURE & EQUIPMENT       | 1,500.00       | 0.00                  | 1,349.67             | 89.98       | 150.33         | 0.00             | 0.00             |
| 01 2320 810 000 0000 0 000    | DUES-FEES                   | 2,000.00       | 0.00                  | 1,745.00             | 87.25       | 255.00         | 0.00             | 0.00             |
| 2320 Executive Administration |                             | 242,500.00     | 15,455.63             | 227,200.81           | 93.69       | 15,299.19      | 0.00             | 0.00             |
| 2330 Legal Services           |                             |                |                       |                      |             |                |                  |                  |
| 01 2330 317 000 0000 0 000    | LEGAL SERVICES              | 30,000.00      | 1,148.50              | 11,306.50            | 37.69       | 18,693.50      | 0.00             | 0.00             |
| 2330 Legal Services           |                             | 30,000.00      | 1,148.50              | 11,306.50            | 37.69       | 18,693.50      | 0.00             | 0.00             |
| 2410 Office of the Principal  |                             |                |                       |                      |             |                |                  |                  |
| 01 2410 110 002 0000 1 000    | CLERICAL SAL                | 34,000.00      | 538.92                | 29,858.66            | 87.82       | 4,141.34       | 0.00             | 0.00             |
| 01 2410 110 001 0000 2 000    | CLERICAL SAL                | 45,000.00      | 2,911.82              | 41,396.91            | 91.99       | 3,603.09       | 0.00             | 0.00             |
| 01 2410 110 004 0000 3 000    | MS Clerical Salary          | 30,000.00      | 69.40                 | 23,478.23            | 78.26       | 6,521.77       | 0.00             | 0.00             |
| 01 2410 111 002 0000 1 000    | PRIN SAL                    | 100,000.00     | 7,835.14              | 93,543.47            | 93.54       | 6,456.53       | 0.00             | 0.00             |
| 01 2410 111 001 0000 2 000    | PRIN SAL                    | 100,000.00     | 7,986.83              | 93,282.66            | 93.28       | 6,717.34       | 0.00             | 0.00             |
| 01 2410 111 004 0000 3 000    | MS Principal Salary         | 90,000.00      | 7,038.33              | 79,455.00            | 88.28       | 10,545.00      | 0.00             | 0.00             |
| 01 2410 120 002 0000 1 000    | SEC SUB SALARY ELE          | 100.00         | 0.00                  | 470.00               | 470.00      | (370.00)       | 0.00             | 0.00             |
| 01 2410 120 001 0000 2 000    | HS Office Sub               | 100.00         | 0.00                  | 42.50                | 42.50       | 57.50          | 0.00             | 0.00             |
| 01 2410 120 004 0000 3 000    | MS Clerical Sub Salary      | 500.00         | 227.50                | 632.50               | 126.50      | (132.50)       | 0.00             | 0.00             |
| 01 2410 210 002 0000 1 000    | Group Insurance             | 0.00           | 13.22                 | 13.22                | 0.00        | (13.22)        | 0.00             | 0.00             |
| 01 2410 210 001 0000 2 000    | Group Insurance             | 0.00           | 1,671.51              | 1,671.51             | 0.00        | (1,671.51)     | 0.00             | 0.00             |
| 01 2410 210 004 0000 3 000    | Group Insurance             | 0.00           | 11.10                 | 11.10                | 0.00        | (11.10)        | 0.00             | 0.00             |
| 01 2410 211 002 0000 1 000    | BCBS                        | 22,300.00      | 1,457.74              | 19,013.01            | 85.26       | 3,286.99       | 0.00             | 0.00             |
| 01 2410 211 001 0000 2 000    | BCBS                        | 44,300.00      | 1,712.24              | 39,064.13            | 88.18       | 5,235.87       | 0.00             | 0.00             |
| 01 2410 211 004 0000 3 000    | MS Health Ins               | 20,300.00      | 1,691.57              | 15,843.88            | 78.05       | 4,456.12       | 0.00             | 0.00             |
| 01 2410 220 002 0000 1 000    | SEC SUB Social Security     | 0.00           | 41.22                 | 41.22                | 0.00        | (41.22)        | 0.00             | 0.00             |
| 01 2410 220 001 0000 2 000    | SEC SUB Social Security     | 0.00           | 218.76                | 218.76               | 0.00        | (218.76)       | 0.00             | 0.00             |
| 01 2410 220 004 0000 3 000    | MS Clerical Social Security | 0.00           | 22.72                 | 22.72                | 0.00        | (22.72)        | 0.00             | 0.00             |
| 01 2410 221 002 0000 1 000    | SOC SEC                     | 11,000.00      | 603.21                | 9,140.40             | 83.09       | 1,859.60       | 0.00             | 0.00             |
| 01 2410 221 001 0000 2 000    | SOC SEC                     | 12,000.00      | 593.78                | 9,825.14             | 81.88       | 2,174.86       | 0.00             | 0.00             |
| 01 2410 221 004 0000 3 000    | MS Soc Sec                  | 10,000.00      | 542.26                | 7,949.84             | 79.50       | 2,050.16       | 0.00             | 0.00             |
| 01 2410 230 002 0000 1 000    | Retirement                  | 0.00           | 53.23                 | 53.23                | 0.00        | (53.23)        | 0.00             | 0.00             |
| 01 2410 230 001 0000 2 000    | Retirement                  | 0.00           | 287.62                | 287.62               | 0.00        | (287.62)       | 0.00             | 0.00             |
| 01 2410 230 004 0000 3 000    | Retirement                  | 0.00           | 6.86                  | 6.86                 | 0.00        | (6.86)         | 0.00             | 0.00             |
| 01 2410 231 002 0000 1 000    | RETIREMENT                  | 14,000.00      | 773.94                | 12,136.23            | 86.69       | 1,863.77       | 0.00             | 0.00             |
| 01 2410 231 001 0000 2 000    | RETIREMENT                  | 16,000.00      | 788.92                | 13,015.77            | 81.35       | 2,984.23       | 0.00             | 0.00             |
| 01 2410 231 004 0000 3 000    | MS Retirement               | 13,000.00      | 695.23                | 10,160.70            | 78.16       | 2,839.30       | 0.00             | 0.00             |

## BOARD EXPENDITURE REPORT BY FUNCTION

August 2018

| Account Number                           | Account Description            | Revised Budget | Expended During Month | Expenditures to Date | % of Budget | Balance at EOM | A/ P Outstanding | P/ O Outstanding |
|--|--------------------------------|----------------|-----------------------|----------------------|-------------|----------------|------------------|------------------|
| 01 2410 281 002 0000 1 000               | Other Health Benefits          | 0.00           | 254.50                | 254.50               | 0.00        | (254.50)       | 0.00             | 0.00             |
| 01 2410 291 002 0000 1 000               | Other Benefits                 | 0.00           | 50.00                 | 50.00                | 0.00        | (50.00)        | 0.00             | 0.00             |
| 01 2410 291 001 0000 2 000               | Other Benefits                 | 0.00           | 50.00                 | 50.00                | 0.00        | (50.00)        | 0.00             | 0.00             |
| 01 2410 291 004 0000 3 000               | Other Benefits                 | 0.00           | 50.00                 | 50.00                | 0.00        | (50.00)        | 0.00             | 0.00             |
| 01 2410 330 002 0000 1 000               | TRANSPORTATION SERVICES        | 0.00           | 253.00                | 253.00               | 0.00        | (253.00)       | 0.00             | 0.00             |
| 01 2410 330 001 0000 2 000               | TRANSPORTATION SERVICES        | 0.00           | 263.00                | 263.00               | 0.00        | (263.00)       | 0.00             | 0.00             |
| 01 2410 430 000 0000 0 000               | Principal Repairs              | 500.00         | 0.00                  | 0.00                 | 0.00        | 500.00         | 0.00             | 0.00             |
| 01 2410 580 002 0000 1 000               | TRAVEL                         | 750.00         | 0.00                  | 22.74                | 3.03        | 727.26         | 0.00             | 0.00             |
| 01 2410 580 001 0000 2 000               | Travel Expense                 | 750.00         | 0.00                  | 219.67               | 29.29       | 530.33         | 0.00             | 0.00             |
| 01 2410 580 004 0000 3 000               | MS Travel                      | 750.00         | 0.00                  | 134.57               | 17.94       | 615.43         | 0.00             | 0.00             |
| 01 2410 610 002 0000 0 000               | SUPPLIES                       | 0.00           | 312.50                | 312.50               | 0.00        | (312.50)       | 0.00             | 0.00             |
| 01 2410 610 002 0000 1 000               | SUPPLIES                       | 6,000.00       | 0.00                  | 4,304.84             | 71.75       | 1,695.16       | 0.00             | 0.00             |
| 01 2410 610 002 0000 1 100               | FURNITURE                      | 500.00         | 0.00                  | 0.00                 | 0.00        | 500.00         | 0.00             | 0.00             |
| 01 2410 610 001 0000 2 000               | SUPPLIES                       | 8,000.00       | 197.85                | 5,013.57             | 62.67       | 2,986.43       | 0.00             | 0.00             |
| 01 2410 610 001 0000 2 100               | HS FURNITURE & EQUIPMENT       | 500.00         | 0.00                  | 0.00                 | 0.00        | 500.00         | 0.00             | 0.00             |
| 01 2410 610 004 0000 3 000               | MS Supplies                    | 6,500.00       | 0.00                  | 3,063.00             | 47.12       | 3,437.00       | 0.00             | 0.00             |
| 01 2410 650 000 0000 0 000               | PowerSchool                    | 6,000.00       | 0.00                  | 0.00                 | 0.00        | 6,000.00       | 0.00             | 0.00             |
| 01 2410 730 004 0000 3 000               | MS Furn&Equip                  | 500.00         | 0.00                  | 0.00                 | 0.00        | 500.00         | 0.00             | 0.00             |
| 01 2410 810 002 0000 1 000               | DUES-FEES                      | 750.00         | 0.00                  | 255.00               | 34.00       | 495.00         | 0.00             | 0.00             |
| 01 2410 810 001 0000 2 000               | DUES-FEES                      | 750.00         | 0.00                  | 605.00               | 80.67       | 145.00         | 0.00             | 0.00             |
| 01 2410 810 004 0000 3 000               | MS Fees                        | 750.00         | 0.00                  | 666.00               | 88.80       | 84.00          | 0.00             | 0.00             |
| 2410 Office of the Principal             |                                | 595,600.00     | 39,223.92             | 516,152.66           | 86.66       | 79,447.34      | 0.00             | 0.00             |
| <b>2510 Fiscal Services</b>              |                                |                |                       |                      |             |                |                  |                  |
| 01 2510 110 000 0000 0 000               | SEC SAL                        | 110,000.00     | 9,572.37              | 114,605.78           | 104.19      | (4,605.78)     | 0.00             | 0.00             |
| 01 2510 210 000 0000 0 000               | Group Insurance Bookkeeper     | 0.00           | 1,450.00              | 1,450.00             | 0.00        | (1,450.00)     | 0.00             | 0.00             |
| 01 2510 220 000 0000 0 000               | Social Security                | 0.00           | 732.29                | 732.29               | 0.00        | (732.29)       | 0.00             | 0.00             |
| 01 2510 230 000 0000 0 000               | Retirement                     | 0.00           | 945.54                | 945.54               | 0.00        | (945.54)       | 0.00             | 0.00             |
| 01 2510 271 000 0000 0 000               | WORKMEN'S COMPENSATION         | 38,000.00      | 0.00                  | 23,245.40            | 61.17       | 14,754.60      | 0.00             | 0.00             |
| 01 2510 280 000 0000 0 000               | Other Health Benefits          | 0.00           | 254.50                | 254.50               | 0.00        | (254.50)       | 0.00             | 0.00             |
| 01 2510 315 000 0000 0 000               | AUDIT                          | 5,000.00       | 0.00                  | 3,650.00             | 73.00       | 1,350.00       | 0.00             | 0.00             |
| 01 2510 520 000 0000 0 000               | Property Insurance             | 70,000.00      | 0.00                  | 48,244.52            | 68.92       | 21,755.48      | 0.00             | 0.00             |
| 01 2510 530 000 0000 0 000               | Telecommunications District    | 0.00           | 1,252.18              | 1,252.18             | 0.00        | (1,252.18)     | 0.00             | 0.00             |
| 01 2510 530 002 0000 1 000               | Elem Telecommunications Albion | 0.00           | 258.76                | 258.76               | 0.00        | (258.76)       | 0.00             | 0.00             |
| 01 2510 530 001 0000 2 000               | HS Telecommunications Albion   | 40,000.00      | 258.75                | 24,328.66            | 60.82       | 15,671.34      | 0.00             | 0.00             |
| 01 2510 530 001 1116 2 000               | Pathways Telecommunications    | 0.00           | 57.50                 | 784.84               | 0.00        | (784.84)       | 0.00             | 0.00             |
| 01 2510 530 004 0000 3 000               | Telecommunications Petersburg  | 0.00           | 219.59                | 472.64               | 0.00        | (472.64)       | 0.00             | 0.00             |
| 01 2510 531 001 0000 2 000               | HS Postage                     | 8,000.00       | 0.00                  | 7,126.74             | 89.08       | 873.26         | 0.00             | 0.00             |
| 01 2510 531 004 0000 3 000               | Postage MS                     | 1,500.00       | 0.00                  | 1,278.75             | 85.25       | 221.25         | 0.00             | 0.00             |
| 01 2510 610 000 0000 0 000               | Supplies                       | 2,500.00       | 0.00                  | 2,973.90             | 118.96      | (473.90)       | 0.00             | 0.00             |
| 01 2510 610 000 0000 0 100               | FURNITURE & EQUIPMENT          | 2,500.00       | 0.00                  | 567.45               | 22.70       | 1,932.55       | 0.00             | 0.00             |
| 01 2510 650 000 0000 0 000               | Business Office Technology     | 11,000.00      | 0.00                  | 10,987.80            | 99.89       | 12.20          | 0.00             | 0.00             |
| 2510 Fiscal Services                     |                                | 288,500.00     | 15,001.48             | 243,159.75           | 84.28       | 45,340.25      | 0.00             | 0.00             |
| <b>2560 Public Information Services</b>  |                                |                |                       |                      |             |                |                  |                  |
| 01 2560 643 000 0000 0 000               | Website/Messenger System       | 3,000.00       | 0.00                  | 0.00                 | 0.00        | 3,000.00       | 0.00             | 0.00             |
| 2560 Public Information Services         |                                | 3,000.00       | 0.00                  | 0.00                 | 0.00        | 3,000.00       | 0.00             | 0.00             |
| <b>2570 Personnel Services</b>           |                                |                |                       |                      |             |                |                  |                  |
| 01 2570 340 000 0000 0 000               | Background Checks              | 1,000.00       | 0.00                  | 784.50               | 78.45       | 215.50         | 0.00             | 0.00             |
| 2570 Personnel Services                  |                                | 1,000.00       | 0.00                  | 784.50               | 78.45       | 215.50         | 0.00             | 0.00             |
| <b>2580 Administrative Tech Services</b> |                                |                |                       |                      |             |                |                  |                  |
| 01 2580 650 000 0000 0 000               | Tech Supplies                  | 0.00           | 53.94                 | 53.94                | 0.00        | (53.94)        | 0.00             | 0.00             |
| 2580 Administrative Tech Services        |                                | 0.00           | 53.94                 | 53.94                | 0.00        | (53.94)        | 0.00             | 0.00             |
| <b>2610 Operation of Buildings</b>       |                                |                |                       |                      |             |                |                  |                  |
| 01 2610 110 001 0000 2 000               | SALARY CUSTODIAN               | 300,000.00     | 19,844.52             | 253,524.10           | 84.51       | 46,475.90      | 0.00             | 0.00             |

## BOARD EXPENDITURE REPORT BY FUNCTION

August 2018

| Account Number             | Account Description             | Revised Budget | Expended During Month | Expenditures to Date | % of Budget | Balance at EOM | A/ P Outstanding | P/ O Outstanding |
|----------------------------|---------------------------------|----------------|-----------------------|----------------------|-------------|----------------|------------------|------------------|
| 01 2610 110 004 0000 3 000 | MS Custodian Salary             | 100,000.00     | 11,211.65             | 90,653.62            | 90.65       | 9,346.38       | 0.00             | 0.00             |
| 01 2610 210 001 0000 0 000 | Group Insurance                 | 0.00           | 6,440.51              | 6,440.51             | 0.00        | (6,440.51)     | 0.00             | 0.00             |
| 01 2610 210 004 0000 3 000 | MS Group Insurance - Custodian  | 16,500.00      | 1,783.63              | 16,309.82            | 98.85       | 190.18         | 0.00             | 0.00             |
| 01 2610 211 001 0000 0 000 | BC BS                           | 55,800.00      | 0.00                  | 54,569.44            | 97.79       | 1,230.56       | 0.00             | 0.00             |
| 01 2610 220 001 0000 0 000 | Social Security                 | 0.00           | 1,492.74              | 1,492.74             | 0.00        | (1,492.74)     | 0.00             | 0.00             |
| 01 2610 220 004 0000 3 000 | Social Security                 | 0.00           | 855.28                | 855.28               | 0.00        | (855.28)       | 0.00             | 0.00             |
| 01 2610 221 000 0000 0 000 | SOC SEC                         | 23,000.00      | 0.00                  | 17,653.30            | 76.75       | 5,346.70       | 0.00             | 0.00             |
| 01 2610 221 004 0000 3 000 | MS Cust Social Sec              | 8,000.00       | 0.00                  | 6,050.80             | 75.64       | 1,949.20       | 0.00             | 0.00             |
| 01 2610 230 000 0000 0 000 | Retirement                      | 0.00           | 1,960.21              | 1,960.21             | 0.00        | (1,960.21)     | 0.00             | 0.00             |
| 01 2610 230 004 0000 3 000 | MS Retirement - Custodian       | 0.00           | 1,011.44              | 1,011.44             | 0.00        | (1,011.44)     | 0.00             | 0.00             |
| 01 2610 231 000 0000 0 000 | RETIREMENT                      | 30,000.00      | 0.00                  | 22,970.52            | 76.57       | 7,029.48       | 0.00             | 0.00             |
| 01 2610 231 004 0000 3 000 | MS Cust Retirement              | 10,000.00      | 0.00                  | 7,402.31             | 74.02       | 2,597.69       | 0.00             | 0.00             |
| 01 2610 280 004 0000 3 000 | Other Health Benefits           | 0.00           | 90.26                 | 90.26                | 0.00        | (90.26)        | 0.00             | 0.00             |
| 01 2610 410 000 0000 0 000 | WATER/GARBAGE                   | 20,000.00      | 495.22                | 15,968.26            | 79.84       | 4,031.74       | 0.00             | 0.00             |
| 01 2610 410 002 0000 1 000 | WATER/GARBAGE                   | 0.00           | 1,226.56              | 1,226.56             | 0.00        | (1,226.56)     | 0.00             | 0.00             |
| 01 2610 410 001 0000 2 000 | WATER/GARBAGE                   | 0.00           | 1,339.51              | 1,339.51             | 0.00        | (1,339.51)     | 0.00             | 0.00             |
| 01 2610 410 001 1116 2 000 | WATER AND SEWER                 | 800.00         | 112.99                | 681.52               | 85.19       | 118.48         | 0.00             | 0.00             |
| 01 2610 410 004 0000 3 000 | MS Water&Garbage                | 3,000.00       | 669.05                | 2,676.65             | 89.22       | 323.35         | 0.00             | 0.00             |
| 01 2610 430 000 0000 0 000 | Repairs Albion                  | 43,000.00      | 8,798.00              | 50,365.39            | 117.13      | (7,365.39)     | 0.00             | 0.00             |
| 01 2610 430 001 1116 0 000 | Pathways Repairs                | 500.00         | 0.00                  | 384.67               | 76.93       | 115.33         | 0.00             | 0.00             |
| 01 2610 430 000 0000 0 004 | Repairs Pathways                | 1,000.00       | 0.00                  | 0.00                 | 0.00        | 1,000.00       | 0.00             | 0.00             |
| 01 2610 430 002 0000 1 000 | Contracted Repair Services Elem | 0.00           | 40.00                 | 40.00                | 0.00        | (40.00)        | 0.00             | 0.00             |
| 01 2610 430 002 1116 1 000 | PATHWAYS MAINT AGREEMENTS       | 0.00           | 34.97                 | 34.97                | 0.00        | (34.97)        | 0.00             | 0.00             |
| 01 2610 430 001 0000 2 000 | Contracted Repair Services HS   | 0.00           | 40.00                 | 40.00                | 0.00        | (40.00)        | 0.00             | 0.00             |
| 01 2610 430 004 0000 3 000 | MS Cust Contracted Services     | 10,000.00      | 210.00                | 8,054.52             | 80.55       | 1,945.48       | 0.00             | 0.00             |
| 01 2610 441 000 0000 0 000 | Rentals Albion                  | 6,000.00       | 0.00                  | 0.00                 | 0.00        | 6,000.00       | 0.00             | 0.00             |
| 01 2610 441 001 0000 2 004 | Pathways Rent                   | 3,000.00       | 0.00                  | 1,500.00             | 50.00       | 1,500.00       | 0.00             | 0.00             |
| 01 2610 442 004 0000 3 000 | Equipment Rental                | 3,600.00       | 0.00                  | 0.00                 | 0.00        | 3,600.00       | 0.00             | 0.00             |
| 01 2610 580 000 0000 0 000 | TRAVEL                          | 100.00         | 0.00                  | 0.00                 | 0.00        | 100.00         | 0.00             | 0.00             |
| 01 2610 610 000 0000 0 000 | SUPPLIES                        | 0.00           | 68.00                 | 68.00                | 0.00        | (68.00)        | 0.00             | 0.00             |
| 01 2610 610 004 0000 0 000 | MS Cust Supplies                | 0.00           | 98.59                 | 98.59                | 0.00        | (98.59)        | 0.00             | 0.00             |
| 01 2610 610 001 0000 0 100 | Maintenance Equipment           | 70,000.00      | 0.00                  | 50,991.16            | 72.84       | 19,008.84      | 0.00             | 0.00             |
| 01 2610 610 002 0000 1 000 | Supplies                        | 0.00           | 1,837.54              | 1,837.54             | 0.00        | (1,837.54)     | 0.00             | 0.00             |
| 01 2610 610 001 0000 2 000 | HS Supplies                     | 0.00           | 1,848.84              | 1,848.84             | 0.00        | (1,848.84)     | 0.00             | 0.00             |
| 01 2610 610 001 1116 2 000 | Pathways Supplies               | 800.00         | 0.00                  | 22.98                | 2.87        | 777.02         | 0.00             | 0.00             |
| 01 2610 610 004 0000 3 000 | MS Cust Supplies                | 10,000.00      | 672.40                | 6,319.78             | 63.20       | 3,680.22       | 0.00             | 0.00             |
| 01 2610 621 000 0000 0 000 | Fuel                            | 40,000.00      | 59.01                 | 31,965.33            | 79.91       | 8,034.67       | 0.00             | 0.00             |
| 01 2610 621 000 0000 0 004 | PATHWAYS FUEL                   | 3,500.00       | 0.00                  | 45.11                | 1.29        | 3,454.89       | 0.00             | 0.00             |
| 01 2610 621 002 0000 1 000 | FUEL                            | 0.00           | 110.95                | 110.95               | 0.00        | (110.95)       | 0.00             | 0.00             |
| 01 2610 621 001 0000 2 000 | FUEL                            | 0.00           | 110.96                | 110.96               | 0.00        | (110.96)       | 0.00             | 0.00             |
| 01 2610 621 001 1116 2 000 | Pathways Fuel                   | 0.00           | 43.50                 | 2,752.25             | 0.00        | (2,752.25)     | 0.00             | 0.00             |
| 01 2610 621 004 0000 3 000 | MS Natural Gas                  | 20,000.00      | 186.19                | 15,143.05            | 75.72       | 4,856.95       | 0.00             | 0.00             |
| 01 2610 622 000 0000 0 000 | ELECTRICITY                     | 80,000.00      | 66.31                 | 93,817.60            | 117.27      | (13,817.60)    | 0.00             | 0.00             |
| 01 2610 622 004 0000 0 000 | Electricity                     | 0.00           | 544.00                | 544.00               | 0.00        | (544.00)       | 0.00             | 0.00             |
| 01 2610 622 002 0000 1 000 | Electricity                     | 0.00           | 3,447.24              | 3,447.24             | 0.00        | (3,447.24)     | 0.00             | 0.00             |
| 01 2610 622 001 0000 2 000 | Electricity                     | 0.00           | 6,920.95              | 6,920.95             | 0.00        | (6,920.95)     | 0.00             | 0.00             |
| 01 2610 622 001 1116 2 000 | Pathways Electricity            | 1,000.00       | 44.46                 | 209.98               | 21.00       | 790.02         | 0.00             | 0.00             |
| 01 2610 622 001 0000 2 004 | ELECTRICITY                     | 0.00           | 0.00                  | 662.19               | 0.00        | (662.19)       | 0.00             | 0.00             |
| 01 2610 622 004 0000 3 000 | MS Electricity                  | 13,000.00      | 0.00                  | 10,894.24            | 83.80       | 2,105.76       | 0.00             | 0.00             |
| 01 2610 626 001 0000 2 000 | HS Gas                          | 3,000.00       | 0.00                  | 926.44               | 30.88       | 2,073.56       | 0.00             | 0.00             |
| 01 2610 626 004 0000 3 000 | Gas & Oil Petersburg            | 1,000.00       | 0.00                  | 358.11               | 35.81       | 641.89         | 0.00             | 0.00             |
| 01 2610 730 000 0000 0 000 | Maintenance Equipment           | 27,000.00      | 0.00                  | 3,025.93             | 11.21       | 23,974.07      | 0.00             | 0.00             |
| 01 2610 730 004 0000 3 000 | MS Maint Equipment              | 2,000.00       | 0.00                  | 0.00                 | 0.00        | 2,000.00       | 0.00             | 0.00             |
| 01 2610 810 000 0000 0 000 | DUES & FEES                     | 100.00         | 0.00                  | 0.00                 | 0.00        | 100.00         | 0.00             | 0.00             |
| 2610                       | Operation of Buildings          | 905,700.00     | 73,715.48             | 795,417.62           | 87.82       | 110,282.38     | 0.00             | 0.00             |

## BOARD EXPENDITURE REPORT BY FUNCTION

|                            |  | August 2018    |                       |                      |             |                |                  |                  |
|----------------------------|--|----------------|-----------------------|----------------------|-------------|----------------|------------------|------------------|
| Account Number             | Account Description                        | Revised Budget | Expended During Month | Expenditures to Date | % of Budget | Balance at EOM | A/ P Outstanding | P/ O Outstanding |
| <b>2620</b>                | <b>Maintenance of Buildings</b>            |                |                       |                      |             |                |                  |                  |
| 01 2620 441 000 0000 0 000 | RENTALS/PETERSB CONTRACTS                  | 0.00           | 0.00                  | 3,425.00             | 0.00        | (3,425.00)     | 0.00             | 0.00             |
| 01 2620 441 001 0000 2 004 | PATHWAYS RENTAL                            | 0.00           | 0.00                  | 1,250.00             | 0.00        | (1,250.00)     | 0.00             | 0.00             |
| 01 2620 441 004 0000 3 000 | MS Rental Lease                            | 0.00           | 0.00                  | 4,000.00             | 0.00        | (4,000.00)     | 0.00             | 0.00             |
| 2620                       | Maintenance of Buildings                   | 0.00           | 0.00                  | 8,675.00             | 0.00        | (8,675.00)     | 0.00             | 0.00             |
| <b>2630</b>                | <b>Care and Upkeep of Grounds</b>          |                |                       |                      |             |                |                  |                  |
| 01 2630 610 000 0000 0 000 | Lawn Care Albion                           | 8,000.00       | 0.00                  | 3,446.08             | 43.08       | 4,553.92       | 0.00             | 0.00             |
| 01 2630 626 002 0000 1 000 | Gasoline & diesel fuel                     | 0.00           | 164.69                | 164.69               | 0.00        | (164.69)       | 0.00             | 0.00             |
| 01 2630 626 001 0000 2 000 | Gasoline & diesel fuel                     | 0.00           | 164.69                | 164.69               | 0.00        | (164.69)       | 0.00             | 0.00             |
| 2630                       | Care and Upkeep of Grounds                 | 8,000.00       | 329.38                | 3,775.46             | 47.19       | 4,224.54       | 0.00             | 0.00             |
| <b>2660</b>                | <b>Security</b>                            |                |                       |                      |             |                |                  |                  |
| 01 2660 320 000 0000 0 000 | SAFETY SERVICES                            | 2,000.00       | 0.00                  | 2,500.00             | 125.00      | (500.00)       | 0.00             | 0.00             |
| 01 2660 580 000 0000 0 000 | TRAVEL EXPENSE AND MILEAGE                 | 500.00         | 0.00                  | 400.00               | 80.00       | 100.00         | 0.00             | 0.00             |
| 01 2660 610 000 0000 0 000 | Safety Supplies                            | 1,000.00       | 0.00                  | 302.09               | 30.21       | 697.91         | 0.00             | 0.00             |
| 01 2660 610 000 0000 0 100 | SAFETY EQUIPMENT                           | 4,000.00       | 0.00                  | 0.00                 | 0.00        | 4,000.00       | 0.00             | 0.00             |
| 01 2660 643 000 0000 0 000 | Web-based Software                         | 0.00           | 2,375.00              | 2,375.00             | 0.00        | (2,375.00)     | 0.00             | 0.00             |
| 2660                       | Security                                   | 7,500.00       | 2,375.00              | 5,577.09             | 74.36       | 1,922.91       | 0.00             | 0.00             |
| <b>2670</b>                | <b>Safety</b>                              |                |                       |                      |             |                |                  |                  |
| 01 2670 430 002 0000 1 000 | Repairs                                    | 0.00           | 40.50                 | 40.50                | 0.00        | (40.50)        | 0.00             | 0.00             |
| 01 2670 430 001 0000 2 000 | Repairs                                    | 0.00           | 40.50                 | 40.50                | 0.00        | (40.50)        | 0.00             | 0.00             |
| 01 2670 610 000 0000 0 000 | Supplies                                   | 0.00           | 76.48                 | 76.48                | 0.00        | (76.48)        | 0.00             | 0.00             |
| 2670                       | Safety                                     | 0.00           | 157.48                | 157.48               | 0.00        | (157.48)       | 0.00             | 0.00             |
| <b>2710</b>                | <b>Regular Pupil Transportation</b>        |                |                       |                      |             |                |                  |                  |
| 01 2710 110 000 0000 0 000 | BUS DRIVER SALARY                          | 65,000.00      | 50.31                 | 47,617.94            | 73.26       | 17,382.06      | 0.00             | 0.00             |
| 01 2710 110 000 2712 0 000 | BUS MAINTENANCE TRAVEL                     | 3,000.00       | 135.00                | 1,688.20             | 56.27       | 1,311.80       | 0.00             | 0.00             |
| 01 2710 110 002 0000 1 000 | Salaries - Elem Activity Drivers           | 25,000.00      | 292.50                | 21,409.26            | 85.64       | 3,590.74       | 0.00             | 0.00             |
| 01 2710 110 004 0000 3 000 | Salaries - MS Activities                   | 35,000.00      | 0.00                  | 26,728.55            | 76.37       | 8,271.45       | 0.00             | 0.00             |
| 01 2710 210 000 0000 0 000 | Group Insurance Bus Driver                 | 0.00           | 203.00                | 203.00               | 0.00        | (203.00)       | 0.00             | 0.00             |
| 01 2710 210 000 2711 0 000 | Group Insurance                            | 0.00           | 364.14                | 364.14               | 0.00        | (364.14)       | 0.00             | 0.00             |
| 01 2710 210 000 2712 0 000 | Group Insurance                            | 0.00           | 91.04                 | 91.04                | 0.00        | (91.04)        | 0.00             | 0.00             |
| 01 2710 211 000 0000 0 000 | HEALTH INSURANCE                           | 13,500.00      | 0.00                  | 6,769.47             | 50.14       | 6,730.53       | 0.00             | 0.00             |
| 01 2710 211 004 0000 3 000 | HEALTH INSURANCE - PETERSBURG              | 0.00           | 0.00                  | 1,059.15             | 0.00        | (1,059.15)     | 0.00             | 0.00             |
| 01 2710 220 000 0000 0 000 | Social Security-Bus Driver                 | 0.00           | 3.85                  | 3.85                 | 0.00        | (3.85)         | 0.00             | 0.00             |
| 01 2710 220 000 2711 0 000 | Social Security                            | 0.00           | 22.37                 | 22.37                | 0.00        | (22.37)        | 0.00             | 0.00             |
| 01 2710 220 000 2712 0 000 | Social Security                            | 0.00           | 10.33                 | 10.33                | 0.00        | (10.33)        | 0.00             | 0.00             |
| 01 2710 221 000 0000 0 000 | SOC SEC                                    | 7,000.00       | 0.00                  | 5,238.23             | 74.83       | 1,761.77       | 0.00             | 0.00             |
| 01 2710 221 004 0000 3 000 | MS Bus Soc Sec                             | 2,500.00       | 0.00                  | 2,016.77             | 80.67       | 483.23         | 0.00             | 0.00             |
| 01 2710 230 000 0000 0 000 | Retirement                                 | 0.00           | 4.97                  | 4.97                 | 0.00        | (4.97)         | 0.00             | 0.00             |
| 01 2710 230 000 2711 0 000 | Retirement                                 | 0.00           | 21.12                 | 21.12                | 0.00        | (21.12)        | 0.00             | 0.00             |
| 01 2710 230 000 2712 0 000 | Retirement                                 | 0.00           | 13.33                 | 13.33                | 0.00        | (13.33)        | 0.00             | 0.00             |
| 01 2710 231 000 0000 0 000 | RETIREMENT                                 | 9,000.00       | 0.00                  | 5,502.20             | 61.14       | 3,497.80       | 0.00             | 0.00             |
| 01 2710 231 004 0000 3 000 | MS Bus Retirement                          | 3,000.00       | 0.00                  | 2,167.14             | 72.24       | 832.86         | 0.00             | 0.00             |
| 01 2710 320 000 0000 0 000 | LICENSES/FEES                              | 2,500.00       | 0.00                  | 1,633.19             | 65.33       | 866.81         | 0.00             | 0.00             |
| 01 2710 332 000 0000 0 000 | MILEAGE TO PARENTS PETS                    | 10,000.00      | 0.00                  | 5,428.10             | 54.28       | 4,571.90       | 0.00             | 0.00             |
| 01 2710 333 000 0000 0 000 | OTHER TRANS AND MILEAGE                    | 3,000.00       | 0.00                  | 333.31               | 11.11       | 2,666.69       | 0.00             | 0.00             |
| 01 2710 430 000 0000 0 000 | TIRES AND PARTS                            | 65,000.00      | 0.00                  | 47,842.92            | 73.60       | 17,157.08      | 0.00             | 0.00             |
| 01 2710 441 000 0000 0 000 | RENTALS OR LEASES                          | 1,500.00       | 0.00                  | 360.00               | 24.00       | 1,140.00       | 0.00             | 0.00             |
| 01 2710 580 000 0000 0 000 | TRAVEL                                     | 100.00         | 0.00                  | 0.00                 | 0.00        | 100.00         | 0.00             | 0.00             |
| 01 2710 626 000 0000 0 000 | GAS AND OIL                                | 70,000.00      | 0.00                  | 52,474.97            | 74.96       | 17,525.03      | 0.00             | 0.00             |
| 01 2710 732 000 0000 0 000 | Bus Acquisition                            | 100,000.00     | 150,000.00            | 150,000.00           | 150.00      | (50,000.00)    | 0.00             | 0.00             |
| 2710                       | Regular Pupil Transportation               | 415,100.00     | 151,211.96            | 379,003.55           | 91.30       | 36,096.45      | 0.00             | 0.00             |
| <b>2712</b>                | <b>Vehicle Operation - School Age SpEd</b> |                |                       |                      |             |                |                  |                  |



## BOARD EXPENDITURE REPORT BY FUNCTION

August 2018

User ID: GLS

| Account Number             | Account Description                      | Revised Budget | Expended During Month | Expenditures to Date | % of Budget | Balance at EOM | A/ P Outstanding | P/ O Outstanding |
|----------------------------|--|----------------|-----------------------|----------------------|-------------|----------------|------------------|------------------|
| 01 2712 112 002 0000 1 000 | Elem Sped Transportation                 | 10,000.00      | 0.00                  | 5,950.07             | 59.50       | 4,049.93       | 0.00             | 0.00             |
| 01 2712 112 001 0000 2 000 | SPED TRANSPORTATION                      | 10,000.00      | 0.00                  | 9,545.49             | 95.45       | 454.51         | 0.00             | 0.00             |
| 01 2712 211 002 0000 1 000 | LTD                                      | 100.00         | 0.00                  | 25.97                | 25.97       | 74.03          | 0.00             | 0.00             |
| 01 2712 211 001 0000 2 000 | SPED TRANS LTD                           | 100.00         | 0.00                  | 25.98                | 25.98       | 74.02          | 0.00             | 0.00             |
| 01 2712 221 002 0000 1 000 | SOCIAL SECURITY                          | 1,000.00       | 0.00                  | 455.14               | 45.51       | 544.86         | 0.00             | 0.00             |
| 01 2712 221 001 0000 2 000 | SPED TRANS SOC SEC                       | 1,000.00       | 0.00                  | 730.24               | 73.02       | 269.76         | 0.00             | 0.00             |
| 01 2712 231 002 0000 1 000 | RETIREMENT                               | 1,000.00       | 0.00                  | 505.37               | 50.54       | 494.63         | 0.00             | 0.00             |
| 01 2712 231 001 0000 2 000 | SPED TRANS RETIRE                        | 1,000.00       | 0.00                  | 860.52               | 86.05       | 139.48         | 0.00             | 0.00             |
| 01 2712 332 002 0000 1 000 | MILEAGE TO PARENTS                       | 7,500.00       | 425.10                | 3,849.53             | 51.33       | 3,650.47       | 0.00             | 0.00             |
| 01 2712 332 001 0000 2 000 | Mileage to HS Parents                    | 1,000.00       | 0.00                  | 0.00                 | 0.00        | 1,000.00       | 0.00             | 0.00             |
| 01 2712 333 000 0000 0 000 | Transportation pd. to other districts    | 500.00         | 0.00                  | 0.00                 | 0.00        | 500.00         | 0.00             | 0.00             |
| 2712                       | Vehicle Operation - School Age SpEd      | 33,200.00      | 425.10                | 21,948.31            | 66.11       | 11,251.69      | 0.00             | 0.00             |
| 2713                       | Vehicle Operation - Below Age 5 SpEd     |                |                       |                      |             |                |                  |                  |
| 01 2713 332 000 0000 0 000 | MILEAGE TO PARENTS                       | 3,000.00       | 0.00                  | 0.00                 | 0.00        | 3,000.00       | 0.00             | 0.00             |
| 2713                       | Vehicle Operation - Below Age 5 SpEd     | 3,000.00       | 0.00                  | 0.00                 | 0.00        | 3,000.00       | 0.00             | 0.00             |
| 2730                       | Vehicle Servicing & Maintenance - Reg Ed |                |                       |                      |             |                |                  |                  |
| 01 2730 430 000 0000 0 000 | Repairs                                  | 0.00           | 1,811.89              | 1,811.89             | 0.00        | (1,811.89)     | 0.00             | 0.00             |
| 01 2730 520 000 0000 0 000 | Insurance                                | 12,000.00      | 0.00                  | 9,657.24             | 80.48       | 2,342.76       | 0.00             | 0.00             |
| 01 2730 626 000 0000 0 000 | Gasoline & diesel fuel                   | 0.00           | 853.15                | 853.15               | 0.00        | (853.15)       | 0.00             | 0.00             |
| 2730                       | Vehicle Servicing & Maintenance - Reg Ed | 12,000.00      | 2,665.04              | 12,322.28            | 102.69      | (322.28)       | 0.00             | 0.00             |
| 3400                       | Categorical Grant                        |                |                       |                      |             |                |                  |                  |
| 01 3400 610 000 0000 0 000 | SUPPLIES                                 | 0.00           | 0.00                  | 2,976.72             | 0.00        | (2,976.72)     | 0.00             | 0.00             |
| 01 3400 610 002 0000 1 000 | PROFESSIONAL/TECHNICAL SERV              | 0.00           | 0.00                  | 100.00               | 0.00        | (100.00)       | 0.00             | 0.00             |
| 01 3400 610 002 3576 1 000 | Beyond School Bells Supplies             | 20,000.00      | 0.00                  | 0.00                 | 0.00        | 20,000.00      | 0.00             | 0.00             |
| 01 3400 610 001 0000 2 000 | SUPPLIES                                 | 0.00           | 0.00                  | 66.91                | 0.00        | (66.91)        | 0.00             | 0.00             |
| 01 3400 730 002 0000 1 000 | FURNITURE & EQUIPMENT                    | 0.00           | 0.00                  | 2,247.68             | 0.00        | (2,247.68)     | 0.00             | 0.00             |
| 01 3400 730 001 0000 2 000 | FURNITURE & EQUIPMENT                    | 0.00           | 0.00                  | 12,793.77            | 0.00        | (12,793.77)    | 0.00             | 0.00             |
| 3400                       | Categorical Grant                        | 20,000.00      | 0.00                  | 18,185.08            | 90.93       | 1,814.92       | 0.00             | 0.00             |
| 3535                       | High Ability Learners                    |                |                       |                      |             |                |                  |                  |
| 01 3535 111 000 0000 0 000 | HAL SALARIES                             | 5,000.00       | 383.75                | 4,605.00             | 92.10       | 395.00         | 0.00             | 0.00             |
| 01 3535 211 000 0000 0 000 | HAL HEALTH INSURANCE                     | 2,100.00       | 131.77                | 1,843.70             | 87.80       | 256.30         | 0.00             | 0.00             |
| 01 3535 221 000 0000 0 000 | HAL SOC SEC                              | 400.00         | 28.98                 | 349.03               | 87.26       | 50.97          | 0.00             | 0.00             |
| 01 3535 231 000 0000 0 000 | HAL RETIREMENT                           | 500.00         | 37.91                 | 454.92               | 90.98       | 45.08          | 0.00             | 0.00             |
| 01 3535 281 000 0000 0 000 | Other Health Benefits                    | 0.00           | 23.86                 | 23.86                | 0.00        | (23.86)        | 0.00             | 0.00             |
| 01 3535 580 000 0000 0 000 | TRAVEL EXPENSE AND MILEAGE               | 500.00         | 0.00                  | 550.00               | 110.00      | (50.00)        | 0.00             | 0.00             |
| 01 3535 610 000 0000 0 000 | STUDENT ENRICHMENT SUPPLIES              | 1,000.00       | 0.00                  | 1,456.70             | 145.67      | (456.70)       | 0.00             | 0.00             |
| 01 3535 650 000 0000 0 000 | SOFTWARE                                 | 1,000.00       | 0.00                  | 0.00                 | 0.00        | 1,000.00       | 0.00             | 0.00             |
| 01 3535 730 000 0000 0 000 | FURNITURE & EQUIPMENT                    | 1,500.00       | 0.00                  | 0.00                 | 0.00        | 1,500.00       | 0.00             | 0.00             |
| 01 3535 810 000 0000 0 000 | DUES AND FEES                            | 1,000.00       | 0.00                  | 978.00               | 97.80       | 22.00          | 0.00             | 0.00             |
| 3535                       | High Ability Learners                    | 13,000.00      | 606.27                | 10,261.21            | 78.93       | 2,738.79       | 0.00             | 0.00             |
| 3551                       | Career Ed Grant                          |                |                       |                      |             |                |                  |                  |
| 01 3551 580 001 0000 2 000 | Career Ed Grant Travel                   | 7,500.00       | 0.00                  | 1,339.19             | 17.86       | 6,160.81       | 0.00             | 0.00             |
| 3551                       | Career Ed Grant                          | 7,500.00       | 0.00                  | 1,339.19             | 17.86       | 6,160.81       | 0.00             | 0.00             |
| 3575                       | Afterschool Program                      |                |                       |                      |             |                |                  |                  |
| 01 3575 112 002 0000 1 000 | Afterschool Salaries                     | 36,000.00      | 9,131.25              | 64,047.40            | 177.91      | (28,047.40)    | 0.00             | 0.00             |
| 01 3575 211 002 0000 1 000 | LTD                                      | 100.00         | 0.00                  | 82.22                | 82.22       | 17.78          | 0.00             | 0.00             |
| 01 3575 212 002 0000 1 000 | Group Insurance                          | 0.00           | 16.97                 | 16.97                | 0.00        | (16.97)        | 0.00             | 0.00             |
| 01 3575 221 002 0000 1 000 | SOCIAL SECURITY                          | 6,000.00       | 0.00                  | 4,201.29             | 70.02       | 1,798.71       | 0.00             | 0.00             |
| 01 3575 222 002 0000 1 000 | Social Security                          | 0.00           | 698.56                | 698.56               | 0.00        | (698.56)       | 0.00             | 0.00             |
| 01 3575 231 002 0000 1 000 | RETIREMENT                               | 6,000.00       | 0.00                  | 873.80               | 14.56       | 5,126.20       | 0.00             | 0.00             |
| 01 3575 232 002 0000 1 000 | Retirement                               | 0.00           | 193.60                | 193.60               | 0.00        | (193.60)       | 0.00             | 0.00             |
| 01 3575 320 002 0000 1 000 | Contracted Service                       | 0.00           | 0.00                  | 371.00               | 0.00        | (371.00)       | 0.00             | 0.00             |

## BOARD EXPENDITURE REPORT BY FUNCTION

|   |                                     | August 2018    |                       |                      |             |                |                  |                  |  |
|---|-------------------------------------|----------------|-----------------------|----------------------|-------------|----------------|------------------|------------------|--|
| Account Number                                      | Account Description                 | Revised Budget | Expended During Month | Expenditures to Date | % of Budget | Balance at EOM | A/ P Outstanding | P/ O Outstanding |  |
| 01 3575 540 002 0000 1 000                          | ADVERTISING AND PRINTING            | 200.00         | 0.00                  | 0.00                 | 0.00        | 200.00         | 0.00             | 0.00             |  |
| 01 3575 580 002 0000 1 000                          | After School Program Travel Expense | 2,500.00       | 0.00                  | 689.87               | 27.59       | 1,810.13       | 0.00             | 0.00             |  |
| 01 3575 610 002 0000 1 000                          | Afterschool Supplies                | 16,000.00      | 602.42                | 14,611.23            | 91.32       | 1,388.77       | 0.00             | 0.00             |  |
| 01 3575 650 002 0000 1 000                          | CKC COMPUTER EQUIPMENT              | 0.00           | 0.00                  | 949.00               | 0.00        | (949.00)       | 0.00             | 0.00             |  |
| 01 3575 730 002 0000 1 000                          | After School Equipment              | 4,000.00       | 0.00                  | 9,268.00             | 231.70      | (5,268.00)     | 0.00             | 0.00             |  |
| 3575 Afterschool Program                            |                                     | 70,800.00      | 10,642.80             | 96,002.94            | 135.60      | (25,202.94)    | 0.00             | 0.00             |  |
| <b>6200 Title I</b>                                 |                                     |                |                       |                      |             |                |                  |                  |  |
| 01 6200 111 002 0000 1 000                          | Title I Teaching Salary             | 45,000.00      | 3,336.88              | 40,825.42            | 90.72       | 4,174.58       | 0.00             | 0.00             |  |
| 01 6200 211 002 0000 1 000                          | Health Insurance                    | 16,200.00      | 1,268.82              | 15,225.84            | 93.99       | 974.16         | 0.00             | 0.00             |  |
| 01 6200 221 002 0000 1 000                          | Social Security                     | 4,000.00       | 258.05                | 3,092.37             | 77.31       | 907.63         | 0.00             | 0.00             |  |
| 01 6200 231 002 0000 1 000                          | Retirement                          | 5,000.00       | 337.13                | 4,040.10             | 80.80       | 959.90         | 0.00             | 0.00             |  |
| 6200 Title I  |                                     | 70,200.00      | 5,200.88              | 63,183.73            | 90.01       | 7,016.27       | 0.00             | 0.00             |  |
| <b>6210 Title I Accountability</b>                  |                                     |                |                       |                      |             |                |                  |                  |  |
| 01 6210 340 000 0000 0 000                          | Contracted or Secured Services      | 4,624.00       | 0.00                  | 0.00                 | 0.00        | 4,624.00       | 0.00             | 0.00             |  |
| 01 6210 580 000 0000 0 000                          | Travel Expenses and Mileage         | 0.00           | 0.00                  | 4,624.00             | 0.00        | (4,624.00)     | 0.00             | 0.00             |  |
| 6210 Title I Accountability                         |                                     | 4,624.00       | 0.00                  | 4,624.00             | 100.00      | 0.00           | 0.00             | 0.00             |  |
| <b>6310 Title IIA</b>                               |                                     |                |                       |                      |             |                |                  |                  |  |
| 01 6310 111 000 0000 0 000                          | Title IIA Stipends                  | 2,000.00       | 0.00                  | 0.00                 | 0.00        | 2,000.00       | 0.00             | 0.00             |  |
| 01 6310 130 000 0000 0 000                          | St. Michael's Stipends              | 1,000.00       | 0.00                  | 0.00                 | 0.00        | 1,000.00       | 0.00             | 0.00             |  |
| 01 6310 340 000 0000 0 000                          | Contracted or Secured Services      | 4,000.00       | 0.00                  | 5,200.00             | 130.00      | (1,200.00)     | 0.00             | 0.00             |  |
| 01 6310 580 000 0000 0 000                          | Travel Expenses                     | 20,000.00      | 100.00                | 25,857.88            | 129.29      | (5,857.88)     | 0.00             | 0.00             |  |
| 01 6310 610 000 0000 0 000                          | SUPPLIES                            | 0.00           | 0.00                  | 171.84               | 0.00        | (171.84)       | 0.00             | 0.00             |  |
| 6310 Title IIA                                      |                                     | 27,000.00      | 100.00                | 31,229.72            | 115.67      | (4,229.72)     | 0.00             | 0.00             |  |
| <b>6404 IDEA 0-4</b>                                |                                     |                |                       |                      |             |                |                  |                  |  |
| 01 6404 111 000 0000 0 000                          | Salary-Professional Staff           | 40,000.00      | 0.00                  | 82.50                | 0.21        | 39,917.50      | 0.00             | 0.00             |  |
| 01 6404 112 000 0000 0 000                          | SPED Preschool Para                 | 0.00           | 0.00                  | 7,758.62             | 0.00        | (7,758.62)     | 0.00             | 0.00             |  |
| 01 6404 211 000 0000 0 000                          | Health Insurance                    | 0.00           | 0.00                  | 1,928.82             | 0.00        | (1,928.82)     | 0.00             | 0.00             |  |
| 01 6404 221 000 0000 0 000                          | Social Security                     | 0.00           | 0.00                  | 545.18               | 0.00        | (545.18)       | 0.00             | 0.00             |  |
| 01 6404 231 000 0000 0 000                          | Retirement                          | 0.00           | 0.00                  | 753.73               | 0.00        | (753.73)       | 0.00             | 0.00             |  |
| 01 6404 320 002 0000 1 000                          | Tuition to Other Agencies Elem      | 0.00           | 0.00                  | 55,258.41            | 0.00        | (55,258.41)    | 0.00             | 0.00             |  |
| 01 6404 340 000 0000 0 000                          | Purchased Services                  | 0.00           | 0.00                  | 15,787.65            | 0.00        | (15,787.65)    | 0.00             | 0.00             |  |
| 6404 IDEA 0-4                                       |                                     | 40,000.00      | 0.00                  | 82,114.91            | 205.29      | (42,114.91)    | 0.00             | 0.00             |  |
| <b>6406 IDEA 3-4</b>                                |                                     |                |                       |                      |             |                |                  |                  |  |
| 01 6406 111 000 0000 0 000                          | Salary-Professional Staff           | 3,835.00       | 907.50                | 907.50               | 23.66       | 2,927.50       | 0.00             | 0.00             |  |
| 01 6406 221 000 0000 0 000                          | Social Security                     | 0.00           | 69.43                 | 69.43                | 0.00        | (69.43)        | 0.00             | 0.00             |  |
| 01 6406 231 000 0000 0 000                          | Reitirement                         | 0.00           | 89.64                 | 89.64                | 0.00        | (89.64)        | 0.00             | 0.00             |  |
| 01 6406 340 002 2162 0 000                          | Occupational Therapy 3-4            | 0.00           | 0.00                  | 1,956.00             | 0.00        | (1,956.00)     | 0.00             | 0.00             |  |
| 6406 IDEA 3-4                                       |                                     | 3,835.00       | 1,066.57              | 3,022.57             | 78.82       | 812.43         | 0.00             | 0.00             |  |
| <b>6410 IDEA Enrollment/Poverty</b>                 |                                     |                |                       |                      |             |                |                  |                  |  |
| 01 6410 340 002 0000 1 000                          | Elem Pupil Services                 | 25,000.00      | 0.00                  | 40,208.39            | 160.83      | (15,208.39)    | 0.00             | 0.00             |  |
| 01 6410 340 001 0000 2 000                          | HS Pupil Services                   | 25,000.00      | 0.00                  | 59,794.63            | 239.18      | (34,794.63)    | 0.00             | 0.00             |  |
| 6410 IDEA Enrollment/Poverty                        |                                     | 50,000.00      | 0.00                  | 100,003.02           | 200.01      | (50,003.02)    | 0.00             | 0.00             |  |
| <b>6412 IDEA SpEd Nonpublic Proportionate Share</b> |                                     |                |                       |                      |             |                |                  |                  |  |
| 01 6412 340 002 0000 1 000                          | Occupational Therapy                | 13,370.00      | 0.00                  | 13,927.06            | 104.17      | (557.06)       | 0.00             | 0.00             |  |
| 6412 IDEA SpEd Nonpublic Proportionate Share        |                                     | 13,370.00      | 0.00                  | 13,927.06            | 104.17      | (557.06)       | 0.00             | 0.00             |  |
| <b>6700 Perkins Grant</b>                           |                                     |                |                       |                      |             |                |                  |                  |  |
| 01 6700 123 001 0000 2 000                          | Perkins Substitutes                 | 0.00           | 0.00                  | 690.00               | 0.00        | (690.00)       | 0.00             | 0.00             |  |
| 01 6700 580 001 0000 2 000                          | Perkins Travel Expense              | 0.00           | 0.00                  | 2,310.26             | 0.00        | (2,310.26)     | 0.00             | 0.00             |  |
| 01 6700 730 001 0000 2 000                          | Furniture & Equipment               | 0.00           | 0.00                  | 5,000.00             | 0.00        | (5,000.00)     | 0.00             | 0.00             |  |
| 6700 Perkins Grant                                  |                                     | 0.00           | 0.00                  | 8,000.26             | 0.00        | (8,000.26)     | 0.00             | 0.00             |  |

BOARD EXPENDITURE REPORT BY FUNCTION  
August 2018

| Account Number             | Account Description                       | Revised Budget | Expended During Month | Expenditures to Date | % of Budget | Balance at EOM | A/ P Outstanding | P/ O Outstanding |
|----------------------------|---|----------------|-----------------------|----------------------|-------------|----------------|------------------|------------------|
| 6915                       | Title I Part C Migrant Children Education |                |                       |                      |             |                |                  |                  |
| 01 6915 111 002 0000 1 000 | MigrantSalaries                           | 0.00           | 242.47                | 242.47               | 0.00        | (242.47)       | 0.00             | 0.00             |
| 01 6915 140 002 0000 1 000 | Salaries-Migrant Education                | 0.00           | 0.00                  | 381.16               | 0.00        | (381.16)       | 0.00             | 0.00             |
| 01 6915 221 002 0000 1 000 | Social Security - Teachers/Prof           | 0.00           | 18.55                 | 47.71                | 0.00        | (47.71)        | 0.00             | 0.00             |
| 01 6915 231 002 0000 1 000 | Retirement - Teaches/Prof                 | 0.00           | 23.95                 | 61.60                | 0.00        | (61.60)        | 0.00             | 0.00             |
| 6915                       | Title I Part C Migrant Children Educatio  | 0.00           | 284.97                | 732.94               | 0.00        | (732.94)       | 0.00             | 0.00             |
| 6992                       | REAP                                      |                |                       |                      |             |                |                  |                  |
| 01 6992 340 000 0000 0 000 | Contracted or Secured Services            | 0.00           | 0.00                  | 1,660.54             | 0.00        | (1,660.54)     | 0.00             | 0.00             |
| 01 6992 650 000 0000 0 000 | Computer Equipment (Hardware)             | 30,000.00      | (443.54)              | 59,388.46            | 197.96      | (29,388.46)    | 0.00             | 0.00             |
| 6992                       | REAP                                      | 30,000.00      | (443.54)              | 61,049.00            | 203.50      | (31,049.00)    | 0.00             | 0.00             |
| 8000                       | Outgoing Transfers                        |                |                       |                      |             |                |                  |                  |
| 01 8000 912 000 0000 0 000 | Outgoing Transfer to Lunch Fund           | 28,000.00      | 0.00                  | 26,000.00            | 92.86       | 2,000.00       | 0.00             | 0.00             |
| 01 8000 913 000 0000 0 001 | Transfer to Activity Fund                 | 10,000.00      | 30,000.00             | 18,129.29            | 181.29      | (8,129.29)     | 0.00             | 0.00             |
| 01 8000 913 000 0000 0 002 | Transfer Activity - Performing Arts       | 1,000.00       | 0.00                  | 0.00                 | 0.00        | 1,000.00       | 0.00             | 0.00             |
| 8000                       | Outgoing Transfers                        | 39,000.00      | 30,000.00             | 44,129.29            | 113.15      | (5,129.29)     | 0.00             | 0.00             |
| Grand Total:               |   | 9,957,929.00   | 1,143,785.22          | 9,218,065.94         | 92.57       | 739,863.06     | 0.00             | 0.00             |

**Revenue Summary Report**  
Processing Month: 08/2018  
August 2018 General Fund

**Fund: 01 GENERAL FUND**

| <u>Account Number</u> | <u>Description</u>                       | <u>Revised Budget</u> | <u>During Month</u> | <u>To Date</u> | <u>% of Budget</u> | <u>Budget Balance</u> |
|-----------------------|--|-----------------------|---------------------|----------------|--------------------|-----------------------|
| 01 1100               | Taxes Levied                             | 7,060,118.00          | 53,632.15           | 6,319,173.51   | 89.51              | 740,944.49            |
| 01 1115               | Carline                                  | 1,300.00              | 0.00                | 2,698.97       | 207.61             | (1,398.97)            |
| 01 1120               | PUB POWER DIST SALES TAX                 | 130,000.00            | 0.00                | 0.00           | 0.00               | 130,000.00            |
| 01 1125               | MOTOR VEHICLES FEES                      | 430,000.00            | 29,493.66           | 468,861.63     | 109.04             | (38,861.63)           |
| 01 1311               | TUIT INDIV GEN ED                        | 0.00                  | 0.00                | 0.00           | 0.00               | 0.00                  |
| 01 1312               | SUMMER SCHOOL TUITION & FEES             | 0.00                  | 0.00                | 400.00         | 0.00               | (400.00)              |
| 01 1321               | PATHWAYS TUITION                         | 0.00                  | 0.00                | 0.00           | 0.00               | 0.00                  |
| 01 1323               | TUIT FROM OTHER DIST                     | 7,500.00              | 0.00                | 10,000.00      | 133.33             | (2,500.00)            |
| 01 1335               | Preschool SpEd Tuitioin                  | 0.00                  | 0.00                | 0.00           | 0.00               | 0.00                  |
| 01 1423               | TRANS FROM OTHER DIST-SP ED              | 0.00                  | 0.00                | 1,620.00       | 0.00               | (1,620.00)            |
| 01 1510               | INT EARNED LOC REV RECPT                 | 20,000.00             | 3,129.37            | 34,742.52      | 173.71             | (14,742.52)           |
| 01 1790               | OTHER LOC RECPTS                         | 0.00                  | 0.00                | 0.00           | 0.00               | 0.00                  |
| 01 1800               | Community Service - CKC                  | 28,000.00             | 6,135.00            | 37,752.41      | 134.83             | (9,752.41)            |
| 01 1910               | Rental of Property & Facilities          | 0.00                  | 0.00                | 810.00         | 0.00               | (810.00)              |
| 01 1911               | LOC LICENSE FEES                         | 1,000.00              | 0.00                | 3,185.00       | 318.50             | (2,185.00)            |
| 01 1921               | POLICE COURT FINES                       | 0.00                  | 0.00                | 150.00         | 0.00               | (150.00)              |
| 01 1925               | Categorical Grants                       | 5,000.00              | 0.00                | 15,165.48      | 303.31             | (10,165.48)           |
| 01 1951               | Misc. Revenue from Other Schools         | 0.00                  | 0.00                | 10,343.01      | 0.00               | (10,343.01)           |
| 01 1990               | Misc. Local Receipts                     | 0.00                  | 94.99               | 94.99          | 0.00               | (94.99)               |
|                       | Subtotal: 1000                           | 7,682,918.00          | 92,485.17           | 6,904,997.52   | 89.87              | 777,920.48            |
| 01 2110               | CO FINES AND LICENSE                     | 15,000.00             | 1,197.87            | 15,305.48      | 102.04             | (305.48)              |
| 01 2130               | OTHER COUNTY SOURCES                     | 0.00                  | 0.00                | 0.00           | 0.00               | 0.00                  |
| 01 2210               | ED SERVICE UNIT RECEIPTS                 | 4,000.00              | 0.00                | 950.00         | 23.75              | 3,050.00              |
|                       | Subtotal: 2000                           | 19,000.00             | 1,197.87            | 16,255.48      | 85.56              | 2,744.52              |
| 01 3110               | STATE AID                                | 208,000.00            | 0.00                | 208,512.00     | 100.25             | (512.00)              |
| 01 3120               | SPED                                     | 200,000.00            | 0.00                | 386,071.00     | 193.04             | (186,071.00)          |
| 01 3125               | SPED TRANSPORTATION                      | 5,000.00              | 0.00                | 7,379.00       | 147.58             | (2,379.00)            |
| 01 3130               | HOMESTEAD EXEMPTION                      | 0.00                  | 8,719.81            | 51,053.31      | 0.00               | (51,053.31)           |
| 01 3131               | RELIEF TO PROPERTY TAXPAYERS             | 0.00                  | 0.00                | 772,912.84     | 0.00               | (772,912.84)          |
| 01 3132               | Personal Property Tax Credit             | 0.00                  | 13,479.62           | 13,479.62      | 0.00               | (13,479.62)           |
| 01 3133               | NAMEPLATE CAPACITY (WIND ENERGY)         | 240,000.00            | 44,788.59           | 222,252.69     | 92.61              | 17,747.31             |
| 01 3155               | TEXTBOOK RULE 4                          | 500.00                | 0.00                | 252.48         | 50.50              | 247.52                |
| 01 3180               | PRO-RATE MOTOR VEHICLE                   | 12,000.00             | 0.00                | 14,130.06      | 117.75             | (2,130.06)            |
| 01 3400               | STATE APPORTIONMENT                      | 60,000.00             | 0.00                | 89,907.09      | 149.85             | (29,907.09)           |
| 01 3535               | HIGH ABILITY LEARNERS                    | 5,000.00              | 0.00                | 2,342.00       | 46.84              | 2,658.00              |
| 01 3575               | After School Innovation Grant            | 0.00                  | (280.00)            | 48,223.28      | 0.00               | (48,223.28)           |
|                       | Subtotal: 3000                           | 730,500.00            | 66,708.02           | 1,816,515.37   | 248.67             | (1,086,015.37)        |
| 01 4105               | Universal Service Fund (E-RATE)          | 0.00                  | 0.00                | 7,545.84       | 0.00               | (7,545.84)            |
| 01 4310               | REAP                                     | 17,000.00             | 61,049.00           | 93,754.00      | 551.49             | (76,754.00)           |
| 01 4505               | Title I                                  | 70,000.00             | 0.00                | 63,451.52      | 90.65              | 6,548.48              |
| 01 4506               | Title I Accountability                   | 0.00                  | 0.00                | 4,624.00       | 0.00               | (4,624.00)            |
| 01 4509               | Title IIA Grant                          | 20,000.00             | 0.00                | 21,317.00      | 106.59             | (1,317.00)            |
| 01 4512               | Idea Base Allocation SPED Preschool      | 77,000.00             | 0.00                | 57,764.00      | 75.02              | 19,236.00             |
| 01 4516               | IDEA Preschool Base                      | 0.00                  | 0.00                | 3,835.00       | 0.00               | (3,835.00)            |
| 01 4519               | E/P IDEA Grant                           | 0.00                  | 0.00                | 72,504.00      | 0.00               | (72,504.00)           |
| 01 4521               | IDEA Proportionate Share                 | 0.00                  | 0.00                | 13,161.00      | 0.00               | (13,161.00)           |
| 01 4525               | FED Vocational EDUC (Perkins)            | 0.00                  | 0.00                | 8,855.26       | 0.00               | (8,855.26)            |
| 01 4526               | Migrant Ed                               | 0.00                  | 0.00                | 0.00           | 0.00               | 0.00                  |
| 01 4530               | Federal Grants                           | 90,000.00             | 0.00                | 0.00           | 0.00               | 90,000.00             |
| 01 4708               | Medicaid Reimb                           | 5,000.00              | 0.00                | 0.00           | 0.00               | 5,000.00              |
| 01 4709               | Medicaid Administrative Activities (MAC) | 5,000.00              | 0.00                | 3,675.87       | 73.52              | 1,324.13              |
| 01 4900               | Grant/Loans                              | 0.00                  | 0.00                | 0.00           | 0.00               | 0.00                  |
|                       | Subtotal: 4000                           | 284,000.00            | 61,049.00           | 350,487.49     | 123.41             | (66,487.49)           |

**Revenue Summary Report**  
Processing Month: 08/2018  
August 2018 General Fund

**Fund: 01 GENERAL FUND**

| <u>Account Number</u> | <u>Description</u>             | <u>Revised Budget</u> | <u>During Month</u> | <u>To Date</u> | <u>% of Budget</u> | <u>Budget Balance</u> |
|-----------------------|--------------------------------|-----------------------|---------------------|----------------|--------------------|-----------------------|
| 01 5200               | Trans From Other Funds         | 0.00                  | 0.00                | 0.00           | 0.00               | 0.00                  |
| 01 5300               | Sale of Property               | 1,000.00              | 0.00                | 4,253.29       | 425.33             | (3,253.29)            |
| 01 5301               | INS Adjust                     | 0.00                  | 0.00                | 8,840.90       | 0.00               | (8,840.90)            |
| 01 5690               | Other Non-Revenue Receipts     | 60,000.00             | 0.00                | 16,989.24      | 28.32              | 43,010.76             |
|                       | Subtotal: 5000                 | 61,000.00             | 0.00                | 30,083.43      | 49.32              | 30,916.57             |
| 01 9000               | Non Program Recpts             | 0.00                  | 0.00                | 0.00           | 0.00               | 0.00                  |
|                       | Subtotal: Non-Program Receipts | 0.00                  | 0.00                | 0.00           | 0.00               | 0.00                  |
|                       | Fund Total:                    | 8,777,418.00          | 221,440.06          | 9,118,339.29   | 103.88             | (340,921.29)          |

**Revenue Summary Report**

Processing Month: 08/2018

August 2018 General Fund

|              | <u>Revised Budget</u> | <u>During Month</u> | <u>To Date</u> | <u>% of Budget</u> | <u>Budget Balance</u> |
|--------------|-----------------------|---------------------|----------------|--------------------|-----------------------|
| Grand Total: | 8,777,418.00          | 221,440.06          | 9,118,339.29   | 103.88             | (340,921.29)          |

AUGUST 2018 HOT LUNCH BILLS -- ALBION/PETERSBURG

|                              |                    |             |
|------------------------------|--------------------|-------------|
| BEGINNING BANK BALANCE       |                    | \$19,233.40 |
| Ahlstedt, Ann                | \$41.00            |             |
| Babl, Adam                   | 6.50               |             |
| Brown & Saenger              | \$1,429.59         |             |
| Bruland, Kayla               | \$5.80             |             |
| Criss Co Inc                 | \$70.00            |             |
| Culligan                     | \$35.46            |             |
| FeeZee                       | \$62.49            |             |
| Hiland Dairy                 | \$59.44            |             |
| Michael, Nikki               | \$28.85            |             |
| Moore Medical Corp           | \$14.16            |             |
| Nebraska Food Distribution   | \$4,244.34         |             |
| Porter, JoAnn                | \$57.75            |             |
| Pyramid School Products      | \$11.67            |             |
| School Nutrition Association | \$50.50            |             |
| Wordware Inc.                | \$427.45           |             |
| TOTAL                        | \$6,545.00         |             |
| Payroll                      | <u>\$4,707.91</u>  |             |
| TOTAL EXPENSES FOR AUGUST    | \$11,252.91        |             |
| TOTAL DEPOSITS FOR AUGUST    | <u>\$26,751.46</u> |             |
| BANK BALANCE                 |                    | \$34,731.95 |

HOT LUNCH REPORT  
2017-2018

| <u>MONTH</u> | <u>NUMBER<br/>OF MEALS</u> | <u>BEGINNING<br/>BALANCE</u> | <u>TOTAL<br/>INCOME</u> | <u>TOTAL<br/>EXPENSES</u> | <u>CLOSING<br/>BALANCE</u> |
|--------------|----------------------------|------------------------------|-------------------------|---------------------------|----------------------------|
| AUGUST       | 1,124<br>5,860             | \$19,233.40                  | \$26,751.46             | \$11,252.91               | \$34,731.95                |
| SEPTEMBER    |                            |                              |                         |                           |                            |
| OCTOBER      |                            |                              |                         |                           |                            |
| NOVEMBER     |                            |                              |                         |                           |                            |
| DECEMBER     |                            |                              |                         |                           |                            |
| JANUARY      |                            |                              |                         |                           |                            |
| FEBRUARY     |                            |                              |                         |                           |                            |
| MARCH        |                            |                              |                         |                           |                            |
| APRIL        |                            |                              |                         |                           |                            |
| MAY          |                            |                              |                         |                           |                            |
| JUNE         |                            |                              |                         |                           |                            |
| JULY         |                            |                              |                         |                           |                            |



## Fund: 05 ACTIVITIES FUND

| <u>Chart of Account Number</u> | <u>Chart of Account Description</u>     | <u>Beginning Balance</u> | <u>Expenses</u> | <u>Revenues</u> | <u>Balance Change</u> | <u>Balance</u> |
|--------------------------------|---|--------------------------|-----------------|-----------------|-----------------------|----------------|
| 05 704 0101                    | BC CLUB                                 | 660.59                   | 0.00            | 459.88          | 0.00                  | 1,120.47       |
| 05 704 0102                    | ACADEMIC HONORS                         | 5,118.40                 | 0.00            | 25.00           | 0.00                  | 5,143.40       |
| 05 704 0104                    | ACTIVITY INTEREST                       | 10,107.62                | 0.00            | 160.30          | 0.00                  | 10,267.92      |
| 05 704 0105                    | ACTIVITY TICKET                         | 39.92                    | 0.00            | 14,225.00       | 0.00                  | 14,264.92      |
| 05 704 0106                    | CLASS 2014                              | 1,824.51                 | 0.00            | 0.00            | 0.00                  | 1,824.51       |
| 05 704 0108                    | AG SHOP                                 | 86.62                    | 0.00            | 0.00            | 0.00                  | 86.62          |
| 05 704 0109                    | PAPER RECYCLE                           | 0.00                     | 0.00            | 0.00            | 0.00                  | 0.00           |
| 05 704 0110                    | SINGING ACROSS NEBRASKA                 | 162.18                   | 0.00            | 0.00            | 0.00                  | 162.18         |
| 05 704 0111                    | CONCESSIONS                             | 7,240.44                 | 3,859.06        | 2,322.40        | 0.00                  | 5,703.78       |
| 05 704 0113                    | ATHLETICS                               | (24,702.15)              | 16,532.92       | 39,030.00       | 0.00                  | (2,205.07)     |
| 05 704 0114                    | BAND                                    | 3,345.63                 | 604.60          | 518.40          | 0.00                  | 3,259.43       |
| 05 704 0115                    | COSTA RICA TRIP                         | 0.00                     | 0.00            | 0.00            | 0.00                  | 0.00           |
| 05 704 0116                    | CLOSE UP FUND RAISER                    | (62.90)                  | 0.00            | 423.26          | 0.00                  | 360.36         |
| 05 704 0117                    | CARDINAL                                | 0.00                     | 0.00            | 0.00            | 0.00                  | 0.00           |
| 05 704 0118                    | CLASS OF 2017                           | 3,755.20                 | 0.00            | 0.00            | 0.00                  | 3,755.20       |
| 05 704 0119                    | CHEERLEADERS                            | (798.36)                 | 5,067.45        | 8,880.43        | 0.00                  | 3,014.62       |
| 05 704 0120                    | CHORAL CLINIC                           | 7,493.38                 | 0.00            | 0.00            | 0.00                  | 7,493.38       |
| 05 704 0121                    | STUDENT IPADS                           | 7,849.80                 | 0.00            | 15.00           | 0.00                  | 7,864.80       |
| 05 704 0122                    | ELEMENTARY COMPUTER ACCOUNT             | 0.00                     | 0.00            | 0.00            | 0.00                  | 0.00           |
| 05 704 0123                    | LITTLE DRIBBLERS                        | 0.00                     | 0.00            | 0.00            | 0.00                  | 0.00           |
| 05 704 0125                    | CROSS COUNTRY                           | (526.00)                 | 0.00            | 517.00          | 0.00                  | (9.00)         |
| 05 704 0126                    | HIGH SCHOOL JEANS ON FRIDAY SCHOLARSHIP | 360.00                   | 0.00            | 0.00            | 0.00                  | 360.00         |
| 05 704 0127                    | COFFEE FUND                             | 47.23                    | 0.00            | 62.50           | 0.00                  | 109.73         |
| 05 704 0128                    | ENTREPRENURIAL SHIP                     | 0.00                     | 0.00            | 0.00            | 0.00                  | 0.00           |
| 05 704 0129                    | CLASS OF 2011                           | 466.99                   | 0.00            | 0.00            | 0.00                  | 466.99         |
| 05 704 0130                    | FBLA                                    | (490.35)                 | 0.00            | 617.50          | 0.00                  | 127.15         |
| 05 704 0131                    | KEY FOB DEPOSIT                         | 10.00                    | 0.00            | 0.00            | 0.00                  | 10.00          |
| 05 704 0132                    | FFA                                     | 19,972.38                | 7,002.64        | 1,827.86        | 0.00                  | 14,797.60      |
| 05 704 0133                    | FCCLA                                   | (5,293.32)               | 0.00            | 309.58          | 0.00                  | (4,983.74)     |
| 05 704 0134                    | JEFF BUSSEY MEMORIAL                    | 535.00                   | 0.00            | 0.00            | 0.00                  | 535.00         |
| 05 704 0135                    | CLASS OF 2021                           | 1,375.00                 | 0.00            | 0.00            | 0.00                  | 1,375.00       |
| 05 704 0136                    | HONOR SOCIETY                           | 950.82                   | 0.00            | 0.00            | 0.00                  | 950.82         |
| 05 704 0137                    | CLASS OF 2018                           | 225.42                   | 0.00            | 0.00            | 0.00                  | 225.42         |
| 05 704 0139                    | PARENT TEACHER ORGANIZATION             | 3.51                     | 0.00            | 0.00            | 0.00                  | 3.51           |
| 05 704 0140                    | ALBION CIRCLE OF FRIENDS                | 65.62                    | 0.00            | 0.00            | 0.00                  | 65.62          |
| 05 704 0141                    | LIBRARY                                 | 1,139.27                 | 0.00            | 0.00            | 0.00                  | 1,139.27       |
| 05 704 0142                    | LOCKERS                                 | 0.00                     | 0.00            | 0.00            | 0.00                  | 0.00           |
| 05 704 0143                    | MISCELLANEOUS                           | 1,732.51                 | 438.91          | 1,172.73        | 0.00                  | 2,466.33       |

## Fund: 05 ACTIVITIES FUND

| <u>Chart of Account Number</u> | <u>Chart of Account Description</u> | <u>Beginning Balance</u> | <u>Expenses</u> | <u>Revenues</u> | <u>Balance Change</u> | <u>Balance</u> |
|--------------------------------|-------------------------------------|--------------------------|-----------------|-----------------|-----------------------|----------------|
| 05 704 0144                    | BOOSTER CLUB                        | 753.61                   | 0.00            | 200.00          | 0.00                  | 953.61         |
| 05 704 0145                    | CLASS OF 2019                       | 5,277.54                 | 0.00            | 772.01          | 0.00                  | 6,049.55       |
| 05 704 0146                    | DISTRICT MUSIC                      | 0.00                     | 0.00            | 0.00            | 0.00                  | 0.00           |
| 05 704 0147                    | SOFTBALL                            | 3,536.36                 | 141.45          | 2,604.14        | 0.00                  | 5,999.05       |
| 05 704 0148                    | ATHLETIC DIRECTOR ACCOUNT           | 0.00                     | 0.00            | 2,000.00        | 0.00                  | 2,000.00       |
| 05 704 0149                    | SADD                                | 3,857.69                 | 219.85          | 2,436.05        | 0.00                  | 6,073.89       |
| 05 704 0150                    | VOLLEYBALL                          | 9,271.20                 | 602.25          | 404.45          | 0.00                  | 9,073.40       |
| 05 704 0151                    | SCIENCE CLUB                        | 0.00                     | 0.00            | 0.00            | 0.00                  | 0.00           |
| 05 704 0152                    | SCHOLARSHIP                         | 1,222.61                 | 0.00            | 0.00            | 0.00                  | 1,222.61       |
| 05 704 0153                    | SCHOLARSHIP CD                      | 5,702.13                 | 0.00            | 0.00            | 0.00                  | 5,702.13       |
| 05 704 0154                    | SPEECH                              | 3,067.78                 | 0.00            | 0.00            | 0.00                  | 3,067.78       |
| 05 704 0155                    | STAGEMASTERS                        | 9,745.64                 | 0.00            | 387.27          | 0.00                  | 10,132.91      |
| 05 704 0156                    | STUDENT COUNCIL                     | 808.29                   | 0.00            | 0.00            | 0.00                  | 808.29         |
| 05 704 0157                    | SPANISH CLUB                        | 1,647.79                 | 450.00          | 0.00            | 0.00                  | 1,197.79       |
| 05 704 0158                    | CRUISIN CARDS                       | 3,539.24                 | 40.00           | 50.00           | 0.00                  | 3,549.24       |
| 05 704 0159                    | A-P HOOPS                           | 7,386.26                 | 0.00            | 70.00           | 0.00                  | 7,456.26       |
| 05 704 0160                    | FOOTBALL                            | 2,776.75                 | 2,711.77        | 6,580.00        | 0.00                  | 6,644.98       |
| 05 704 0161                    | VOCAL MUSIC                         | 11,337.60                | 0.00            | 0.00            | 0.00                  | 11,337.60      |
| 05 704 0162                    | CLASS 2013                          | 125.57                   | 0.00            | 0.00            | 0.00                  | 125.57         |
| 05 704 0163                    | WOOD SHOP                           | 486.29                   | 0.00            | 0.00            | 0.00                  | 486.29         |
| 05 704 0164                    | GIRLS BASKETBALL                    | 708.99                   | 220.20          | 400.00          | 0.00                  | 888.79         |
| 05 704 0165                    | KOHTZ MEMORIAL                      | 0.00                     | 0.00            | 290.00          | 0.00                  | 290.00         |
| 05 704 0166                    | ELEMENTARY ART FUND RAISING         | 632.70                   | 0.00            | 0.00            | 0.00                  | 632.70         |
| 05 704 0167                    | ELEM MEDIA ACCOUNT                  | 858.53                   | 0.00            | 0.00            | 0.00                  | 858.53         |
| 05 704 0168                    | FUND BALANCE/PIRATE BOOKS           | 0.00                     | 0.00            | 0.00            | 0.00                  | 0.00           |
| 05 704 0169                    | CLASS OF 2012                       | 564.58                   | 0.00            | 0.00            | 0.00                  | 564.58         |
| 05 704 0170                    | MISC T-SHIRT ACCOUNT                | (175.10)                 | 0.00            | 11.50           | 0.00                  | (163.60)       |
| 05 704 0171                    | ART CLUB ACTIVITY ACCOUNT           | 188.41                   | 0.00            | 0.00            | 0.00                  | 188.41         |
| 05 704 0172                    | FUND BALANCE/CLASS OF 2020          | 2,745.00                 | 0.00            | 235.00          | 0.00                  | 2,980.00       |
| 05 704 0173                    | CLASS OF 2008                       | 811.25                   | 0.00            | 0.00            | 0.00                  | 811.25         |
| 05 704 0174                    | TRACK RENTAL                        | 0.00                     | 0.00            | 0.00            | 0.00                  | 0.00           |
| 05 704 0175                    | CLASS 2016                          | 1,664.14                 | 0.00            | 0.00            | 0.00                  | 1,664.14       |
| 05 704 0176                    | CLASS OF 2010                       | 593.23                   | 0.00            | 0.00            | 0.00                  | 593.23         |
| 05 704 0177                    | CLASS OF 2009                       | 768.84                   | 0.00            | 0.00            | 0.00                  | 768.84         |
| 05 704 0178                    | POST PROM FUNDS                     | 5,168.21                 | 0.00            | 338.85          | 0.00                  | 5,507.06       |
| 05 704 0179                    | DISTRICT 5 FCCLA FUND               | 3,339.64                 | 0.00            | 0.00            | 0.00                  | 3,339.64       |
| 05 704 0180                    | PATHWAYS                            | 39.12                    | 0.00            | 0.00            | 0.00                  | 39.12          |
| 05 704 0181                    | ATHLETIC POWERADE MACHINE           | 0.00                     | 0.00            | 0.00            | 0.00                  | 0.00           |

## Fund: 05 ACTIVITIES FUND

| <u>Chart of Account Number</u> | <u>Chart of Account Description</u> | <u>Beginning Balance</u> | <u>Expenses</u> | <u>Revenues</u> | <u>Balance Change</u> | <u>Balance</u> |
|--------------------------------|-------------------------------------|--------------------------|-----------------|-----------------|-----------------------|----------------|
| 05 704 0182                    | MAKE A WISH                         | 0.00                     | 0.00            | 0.00            | 0.00                  | 0.00           |
| 05 704 0183                    | KIDS CARE                           | 0.00                     | 0.00            | 0.00            | 0.00                  | 0.00           |
| 05 704 0184                    | ELEMENTARY MENTORING                | 0.00                     | 0.00            | 0.00            | 0.00                  | 0.00           |
| 05 704 0185                    | BAND RENTAL                         | 12,355.73                | 0.00            | 557.70          | 0.00                  | 12,913.43      |
| 05 704 0186                    | ART SUMMER CLASS                    | 0.00                     | 0.00            | 0.00            | 0.00                  | 0.00           |
| 05 704 0187                    | OLSON SUMMER CLASS                  | 0.00                     | 0.00            | 0.00            | 0.00                  | 0.00           |
| 05 704 0188                    | DANCE SQUAD                         | 5,305.60                 | 6,277.13        | 971.74          | 0.00                  | 0.21           |
| 05 704 0190                    | MONSANTO GRANT                      | 0.00                     | 11,114.85       | 25,000.00       | 0.00                  | 13,885.15      |
| 05 704 0191                    | CENTRACARD/ALBACARD                 | 4,750.62                 | 0.00            | 50.00           | 0.00                  | 4,800.62       |
| 05 704 0192                    | MS VOLLEYBALL                       | 1,105.60                 | 0.00            | 0.00            | 0.00                  | 1,105.60       |
| 05 704 0193                    | COUNSELOR RESOURCE FUND             | 492.28                   | 0.00            | 0.00            | 0.00                  | 492.28         |
| 05 704 0194                    | PERFORMING ARTS                     | 0.00                     | 0.00            | 0.00            | 0.00                  | 0.00           |
| 05 704 0195                    | CARDINAL KIDS CLUB                  | 30,000.00                | 0.00            | 0.00            | 0.00                  | 30,000.00      |
| 05 704 0196                    | TRACK                               | 3,701.64                 | 0.00            | 19.50           | 0.00                  | 3,721.14       |
| 05 704 0197                    | GREEN HOUSE                         | (75,192.58)              | 44,019.50       | 0.00            | 0.00                  | (119,212.08)   |
| 05 704 0198                    | TRADITIONS                          | 18,210.08                | 13,750.00       | 0.00            | 0.00                  | 4,460.08       |
| 05 704 0199                    | SCORVISION                          | 0.00                     | 2,500.00        | 12,500.00       | 0.00                  | 10,000.00      |
| 05 704 0227                    | MS CIRCLE OF FRIENDS                | 76.27                    | 0.00            | 0.00            | 0.00                  | 76.27          |
| 05 704 0228                    | BAND UNIFORMS                       | 4,177.71                 | 0.00            | 75.00           | 0.00                  | 4,252.71       |
| Fund Total: 05                 |                                     | 136,127.80               | 115,552.58      | 126,520.05      | 0.00                  | 147,095.27     |

Fund: 09 PETERSBURG ACTIVITY FUND

| <u>Chart of Account Number</u> | <u>Chart of Account Description</u> | <u>Beginning Balance</u> | <u>Expenses</u> | <u>Revenues</u> | <u>Balance Change</u> | <u>Balance</u> |
|--------------------------------|-------------------------------------|--------------------------|-----------------|-----------------|-----------------------|----------------|
| 09 804 0201                    | YEARBOOK                            | (2,938.72)               | 100.00          | 0.00            | 0.00                  | (3,038.72)     |
| 09 804 0211                    | CONSUMER SCIENCE                    | 23.06                    | 0.00            | 0.00            | 0.00                  | 23.06          |
| 09 804 0212                    | STUDENT OF THE MONTH                | 94.89                    | 0.00            | 0.00            | 0.00                  | 94.89          |
| 09 804 0215                    | INDUST. TECH                        | 0.00                     | 0.00            | 0.00            | 0.00                  | 0.00           |
| 09 804 0216                    | INTEREST                            | 1,027.76                 | 0.00            | 1.81            | 0.00                  | 1,029.57       |
| 09 804 0217                    | MIDDLE SCHOOL                       | 505.09                   | 0.00            | 0.00            | 0.00                  | 505.09         |
| 09 804 0218                    | MEDIA                               | 1,318.48                 | 0.00            | 0.00            | 0.00                  | 1,318.48       |
| 09 804 0222                    | STUDENT COUNCIL                     | 6,487.75                 | 70.82           | 0.00            | 0.00                  | 6,416.93       |
| 09 804 0224                    | MISC. ACTIVITY                      | 627.45                   | 0.00            | 0.00            | 0.00                  | 627.45         |
| Fund Total: 09                 |                                     | 7,145.76                 | 170.82          | 1.81            | 0.00                  | 6,976.75       |

# DEPRECIATION FUND

|  |              |                |
|--|--------------|----------------|
| 8/1/18 Balance   |              | \$802,024.98   |
| Receipts:  |              |                |
| Checking interest  | \$1,438.32   |                |
| Transfer from General Fund                                       | \$450,000.00 |                |
| Total Receipts   |              | \$451,438.32   |
| Check # Disbursements:   |              |                |
| 325 Craig Johnson - install carpet 5 high school rooms           | \$5,524.00   |                |
| 326 Computer Hardware - HS & MS Projectors/DeWitt's CAD machines | \$16,923.00  |                |
| 327 Schalk Auto - 2017 White Dodge Caravan                       | \$19,700.00  |                |
| Total Disbursements  |              | \$42,147.00    |
| 8/31/18 Balance  |              | \$1,211,316.30 |

|                           |                |              |
|---------------------------|----------------|--------------|
| Depreciation Budget 17-18 | \$1,137,925.00 |              |
| YTD Expenses              | \$395,272.66   |              |
| Balance                   |                | \$742,652.34 |

# BUILDING FUND

|   |            |                    |
|---|------------|--------------------|
| 8/1/2018 Balance  |            | \$488,193.49       |
| Receipts:   |            |                    |
| Co. Treas-Taxes   |            |                    |
| Antelope Co - Taxes   |            |                    |
| Checking interest - Cornerstone                               | \$837.58   |                    |
| Total Receipts  |            | \$837.58           |
| Disbursements:  |            |                    |
| 941 OfficeNet - MS Office Furniture                           | \$1,677.15 |                    |
| 942 Cornhusker State Industries - Wall Cabinets - Supt Office | \$2,112.00 |                    |
|   |            | <u>-\$3,789.15</u> |
| 8/31/18 Balance   |            | \$485,241.92       |

|                            |                |                |
|----------------------------|----------------|----------------|
| Building Fund Budget 17-18 | \$4,286,054.00 |                |
| YTD Expenses               | \$3,038,548.80 |                |
| Balance                    |                | \$1,247,505.20 |

# BOND FUND (changed to repayment of bonds issued)

|                          |             |              |
|--------------------------|-------------|--------------|
| 8/1/18 Beginning Balance |             | \$630,541.66 |
| Boone Co. Treasurer -    | \$14,766.97 |              |
| Antelope Co. Treasurer   | \$11.23     |              |
| Interest                 | \$1,090.76  |              |
| Total Receipts           |             | \$15,868.96  |
| Disbursements:           |             |              |
| Total Disbursements      |             | \$0.00       |
| 8/31/18 Balance          |             | \$646,410.62 |

# Board & Administrator

## FOR SCHOOL BOARD MEMBERS

August 2018 Vol. 32, No. 4

Editor: Jeff Stratton

### Plan for agenda items crucial to team's success

**By Dr. Peter Gorman**

Board meetings are your major performance in public, and each item presented should have gone through a thorough, proper rehearsal. To plan for board meetings, we kept a "rolling" agenda item calendar going out several years. The agendas were reviewed weekly at cabinet, and as soon as an item was presented at a meeting, it would go on the calendar in the future. Major items were presented to the board at least three times before appearing on the agenda, in the weekly *Board Update*, in a call, and during an in-person meeting. We created templates for agenda items and presentations that tied back to the strategic plan; it's easier for a board to vote for items linked to the strategic plan. The complete board packets were delivered to board members on the Wednesday before the board meeting the following Tuesday. After delivery, but before the board meeting, I held a series of meetings for up to four board members to clarify recommendations and answer any questions. This complied with the state's open meeting law. Board members agreed to ask questions at these meetings so that the board meeting time could be used for discussion, deliberation, and decision-making -- without surprises. It allowed staff time to research board members' questions and concerns in advance.

During board member discussion, sometimes the board wasn't clear or in agreement, and I would ask the board chair for direction. I would ask: "Help me to understand so I can explain it to staff ..." "I don't think I have clear direction; can you please clarify the board's intent ..." Periodically, I had to ask, "What is the desire of the board as a body? I heard what individual board members said, but I have not heard the will of the board." I did not want board members

or staff to depart a meeting with different expectations. Questions or concerns raised by citizens at board meetings were not answered at that time. We agreed to review them, and they might be addressed by staff and reported to the board in the weekly *Board Update*, depending on relevance. I've always believed in the importance

of the public being engaged in open school board meetings, but the frequency of a speaker in the public comment section sharing inaccurate, partially factual or patently false information has grown. Having a set method for responding to public comments was helpful to keep meetings progressing and to share accurate information. The day after a board meeting, we held a debrief where the cabinet analyzed what happened; reviewed comments, questions, and requests; and determined needed follow-up. Without a board-superintendent communications plan focusing on board meetings, you're leaving success to chance, and students, staff, and the public deserve better.

\*Dr. Peter Gorman is President and Chief Executive Officer of Peter Gorman Leadership Associates, where he assists superintendents and senior leadership teams through executive coaching and support. Previously, he was Superintendent of the Tustin Unified School District in California and Charlotte Mecklenburg Schools in North Carolina. He can be reached at [pete@pgleadership.com](mailto:pete@pgleadership.com) follow him at @petercorman. ■



Dr. Peter Gorman

## **Lead as a 'servant'**

For board consultant Rick Maloney, the phrase "servant leader" helps explain board snafus like the one earlier this year where a district stakeholder was tossed from a board meeting for expressing her views.

"In my opinion, the board president, if he indeed directed removal from the room, unduly accelerated the process when there was little reason to do so," Maloney said.

This could have been a matter of being in position so long that he lost the sense of "service to others" that is expressed in the term servant-leader, and he succumbed to the temptation to exercise authority, Maloney said. The board is at the top of the chain with regard to the teacher, and a servant-leader board would consider it to be in a position to serve not only the authority of the state but also those over whom the board is given its authority, he said.

It's a difficult enough concept for a new board member to understand, but it is also one that a long-time board member such as the board president may have forgotten. Power corrupts, and may have influenced this man's thinking, Maloney said.

What appeared to be an arbitrary reaction was the acceleration of the district response to the patron's "violation," Maloney said. The officer appeared on the video to be operating on his own in deciding to approach her, in deciding to remove her, and in deciding to handcuff her outside the room, he said.

"If the board president directed the action, he should have been more transparent, because merely stating the possibility that she could be ejected would give her notice and opportunity to correct the behavior that seemed to the board president to be errant," Maloney said.

"If he communicated intent, I didn't observe it," Maloney said. Maybe he made a hand motion or some similar less-than-fully-transparent communication to the police officer, he said. That's not enough, in an escalating crowd control situation such as this one, Maloney said.

The board holds its authority and exercises it on behalf of others, in this case the citizens of the school district, Maloney said. "A board that remembers the answer to the question 'Who's the boss?' will remember it at all times, not just at election time," he said.

The board president, who exercised the authority given to him by the board, was doing so not as a supreme authority in the room, but as a servant to the whole board. "This is also a difficult concept for board members to understand, whether they be new to the job, or have been in the job so long that they forgot," Maloney said.

The source of authority for the board president is the full board, he said. "The source of authority for the full board is the populace of the entire school district geographical area," Maloney said.

For information, [consciousgovernance.com](http://consciousgovernance.com). ■

---

## **Support board's decision to hire the administrator**

Minority board members can be negative when they are on the losing side of an issue. This is particularly true on vital issues like when the board decision involves hiring a new superintendent.

Here's a story about one board member's negative campaign against a new administrator she didn't want hired:

"We once had a board member who wanted to hire someone other than me," said a Florida administrator. "The board member took my hiring as a personal zing to her authority and set out to make my life uncomfortable."

The board member made snide remarks directed toward the administrator at meetings, and even

joked about her appearance.

How should a board react in a situation like this? The proper course of action is to support the full board's decision.

When the board hires a new superintendent, the board should remember that a key aspect of its role is to support the administrator.

Support from the full board was the reason the new superintendent stuck it out in the new position. "The rest of the board wanted to give me a chance to prove myself and I did," she said.

"Before too long, the rogue board member resigned. Non-support of her negative campaign from the full board was the reason." ■



Board Report - Craig Theis  
as of **September 16, 2018**

## Elementary Principal's Update

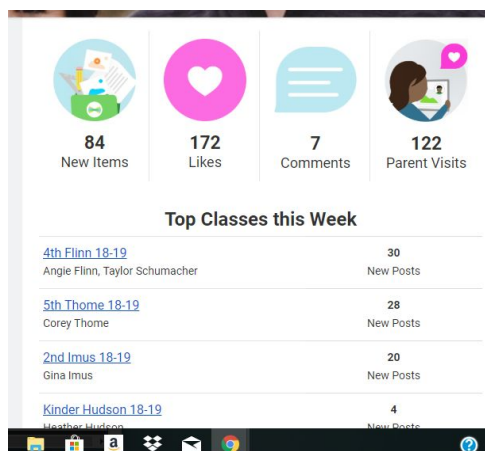
### 1. BCES Enrollment Numbers:

- a. Pre-School: 70 (AM 3 year olds/ PM 4 year olds)
- b. Kindergarten: 43
- c. 1st Grade: 35
- d. 2nd Grade: 32
- e. 3rd Grade: 53
- f. 4th Grade: 37
- g. 5th Grade: 34
- h. Total Enrollment : 304 (294 17-18)

### 2. Technology Updates:

A. **Elementary iPads** have been delivered to K-2 classrooms this past week. The teachers and students are very excited to get their hands on the iPads. I have asked Trina Hellbusch to give me an update on the apps and other ways our K-2 classes use the iPads in their rooms. See Attachment!

B. **SeeSaw** is a digital portfolio for students and classes. This is a safe platform that allows students, teachers and parents to communicate and share information in a safe place. This allows us many features, including having access to the same student in multiple classes. For example, I can post to students and parents the same as a classroom teacher or a specialist teacher. So, a parent can log in and see information from a variety of sources in one feed. Below is an example of how often it was used last week. I receive this report each week.





8053

Total Items

3521

Total Comments

11074

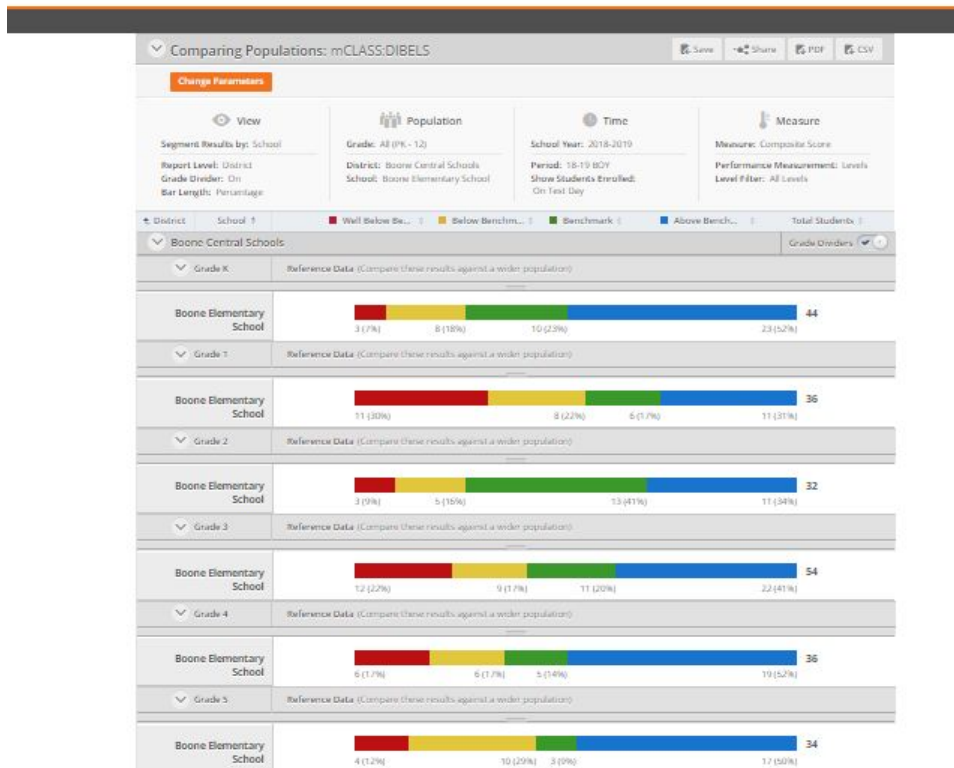
Total Likes

7795

Total Parent Visits

### 3. Assessments Update:

- A. **DIBELS Testing** was finished up a couple of weeks ago. Thank you to Sarah, Kay, Karlee and Amber for completing the testing for all of our K-5 students. The testing was done electronically this year. Results below are the composite scores for each grade level from the testing. *Blue=Above Level, Green= On Level, Yellow= Below Grade Level, Red= Well Below Grade Level*. This data can be seen for each kid as kid. Students are placed in their reading groups based on this data and other data collected the 1st couple of weeks. Overall this looks very good, but I am very excited to look at this again in December and May.



- B. **MAPs & STAR Testing** were also completed by teachers the 1st couple of weeks. This data was also used to place students in reading groups and interventions. Sarah, Amber, Mark, Karlee and I met with teachers to discuss results. It was a real team effort and staff was great!

#### 4. Classroom Updates:

##### A. 4th Grade Butterfly Life Cycle with Mr. Osborne



##### B. Classroom Buddies



##### C. Stem Challenge



## Elementary iPads K-2

### Usage:

- Access curriculum in Reading, Math & Science
  - ConnectEd has several apps with reading/vocab enrichment
  - Envisions
  - Amplify
  - DIBELS Testing & Progress Monitoring
- Digital portfolios that are directly shared with parents and tracked within district for K-5
  - Seesaw
- Math fact practice
- Ebooks
  - Epic!
  - Axis 360
- Spelling and writing practice
- Story Retelling
- STAR reading
- STAR math
- AR testing
- Digital Citizenship
- Creative application for related academics
- STEM
  - Coding
- Academic Testing
  - Dibels
  - MAP
  - Gold
- Fine motor skills
- Technology Classes
- Art Classes
- PE Classes

**1st Grade Apps:**

Wonder/ConnectED Apps:

Polar Bear, Frog, Crab

Doodle Buddy

Magnetic ABC

I-nigma

Kahoot

Glow Draw

Pearson-math

Puppet Edu

ISays

Kodable

Pic Collage

Word Clouds

SeeSaw

IXL

First Grade Learning Game

Reading Raven 1 & 2

PopMath Mats Plus (Bubble Math)

Osmo Apps

Chatterpix

Tap Roulette

Draw & Tell

Quiver

Sock Puppets

Brain Pop

PBS Kids

Puppet Pals

Animal Math 1st grade games

**2nd Grade Apps:**

Wonder/ConnectED Apps:

Polar Bear, Frog, Crab

Doodle Buddy

Magnetic ABC

I-nigma

Kahoot

Glow Draw

Pearson-math

Puppet Edu

ISays

Kodable

Pic Collage

Word Clouds

SeeSaw

IXL

Grade 1/1st grade...has an owl

Aging Booth

Reading Raven 1 & 2

PopMath Mats Plus (Bubble Math)

Osmo Apps

Epic!

Chatterpix

Tap Roulette

Quiver

Brain Pop

PBS Kids

Puppet Pals

**Kindergarten:**

Doodle Buddy

Magnetic ABC

I-nigma

Kahoot

Glow Draw

Pearson-math

Puppet Edu

ISays

Kodable

Pic Collage

Word Clouds

SeeSaw

IXL

Reading Raven 1 & 2

Animal Kindergarten Math

Park Math

My Storybook Creator\*

Puppet Pals

Tiggly Story Maker

Tiggly Submarine

Moose Math

PBS kids

ABCmouse

Wonder/ConnectED Apps:

Polar Bear, Frog, Crab

Osmo Apps

Tap Roulette

Draw & Tell

Quiver

ABC

# **Power of ICU**

PROVEN FORMULA FOR STUDENT SUCCESS

**Every Student Completes  
Every Quality Assignment**

Boone Central Schools

# What is Power of ICU?

**Power of ICU is a system developed with the mission to defeat student apathy through a culture where mastery, completion, and accountability are the standards for learning.**

**It is also a communication tool working as a shared, school-wide document that tracks missing student assignments. The document helps teachers and administrators communicate with each other as well as with the students and their parents.**



# What is a grade?

- A grade should reflect what a student has learned in relation to a standard based on most recent evidence.

## **Non-Academic Grading**

- Participation
- Effort
- Responsibility
- Points for covering books
- Points for attending a game/event

**Should homework be used to teach responsibility?**

# Changing Perception is tough...



When does the shift occur from asking kids what they learned to asking them what grade they received?





# Extrinsic vs. Intrinsic Motivation

## Extrinsic Motivation

- Extrinsic motivators are band-aids and results often happen due to outside factors. It's a quick fix that does not hold up over time.
- Don't use grades as a weapon.
- Threats and Treats are a quick fix-

## Intrinsic Motivation

- Intrinsic motivation occurs from within. Over time things become important to us and not because of outside factors or rewards.
- Dave Ramsey example

# Our Approach – Never Leave Them Alone

Much like a seat belt beep, microwave, or even an alarm clock. The Power of ICU is meant to help show our students that we will continue to remind them to complete and turn in their missing assignments. Taking a zero or not turning in the assignment is not an option.



# What happens when a student is missing an assignment?

**Step 1:** The teacher enters the students name and assignment onto the ICU List.

**Step 2:** An email and text is automatically sent to the parent/guardian.

**Step 3:** When an assignment is complete the teacher removes them from the ICU List.



# The List

## Power of ICU BOONE CENTRAL SCHOOLS

ICU Database  
Add Assignment  
Students  
Add Student  
Support  
Admin Resources  
Document Library  
Account  
Logout



### ICU Assignments

Middle School (6-8)

Search

All Fields

Search Keyword

Search

Show All

Total Records: 23

|                          | Student | Teacher | Assignment                          | Date                |                      |
|--------------------------|---------|---------|-------------------------------------|---------------------|----------------------|
| <input type="checkbox"/> |         |         | Native American Portfolio           | 09/14/2018 2:03 PM  | <a href="#">View</a> |
| <input type="checkbox"/> |         |         | Five-Paragraph essay from page 45   | 09/14/2018 12:08 PM | <a href="#">View</a> |
| <input type="checkbox"/> |         |         | Five-Paragraph essay from page 45   | 09/14/2018 12:08 PM | <a href="#">View</a> |
| <input type="checkbox"/> |         |         | Current Event 9-14                  | 09/14/2018 11:53 AM | <a href="#">View</a> |
| <input type="checkbox"/> |         |         | Five Paragraph Essay Rough Draft... | 09/14/2018 10:35 AM | <a href="#">View</a> |
| <input type="checkbox"/> |         |         | Current Events 9-14                 | 09/14/2018 10:08 AM | <a href="#">View</a> |
| <input type="checkbox"/> |         |         | Current Events 9-14                 | 09/14/2018 10:08 AM | <a href="#">View</a> |
| <input type="checkbox"/> |         |         | Current Events 9-14                 | 09/14/2018 9:41 AM  | <a href="#">View</a> |
| <input type="checkbox"/> |         |         | Literary Techniques from The Sha... | 09/14/2018 9:24 AM  | <a href="#">View</a> |
| <input type="checkbox"/> |         |         | Compound Sentences                  | 09/13/2018 2:50 PM  | <a href="#">View</a> |
| <input type="checkbox"/> |         |         | 1 page truth story                  | 09/13/2018 1:26 PM  | <a href="#">View</a> |
| <input type="checkbox"/> |         |         | Literary Techniques from The Sha... | 09/13/2018 10:37 AM | <a href="#">View</a> |
| <input type="checkbox"/> |         |         | Fabulous First Lines                | 09/12/2018 12:58 PM | <a href="#">View</a> |
| <input type="checkbox"/> |         |         | Cliché Story                        | 09/12/2018 12:58 PM | <a href="#">View</a> |
| <input type="checkbox"/> |         |         | genre notes                         | 09/12/2018 12:58 PM | <a href="#">View</a> |

ICU Database  
Add Assignment  
Students  
Add Student  
Support  
Admin Resources  
Document Library  
Account  
Logout

## ICU DATABASE DASHBOARD

120

ASSIGNMENTS COMPLETED

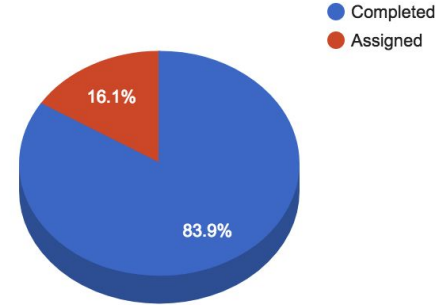
NUMBER OF CURRENT  
MISSING ASSIGNMENTS

23

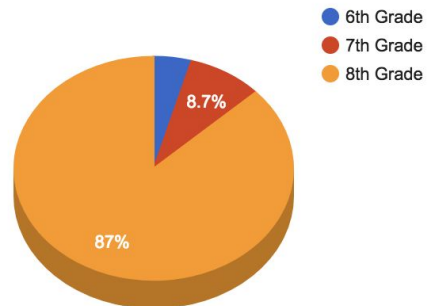
NUMBER OF STUDENTS  
MISSING ASSIGNMENTS

9


Missing Assignments (Total YTD)



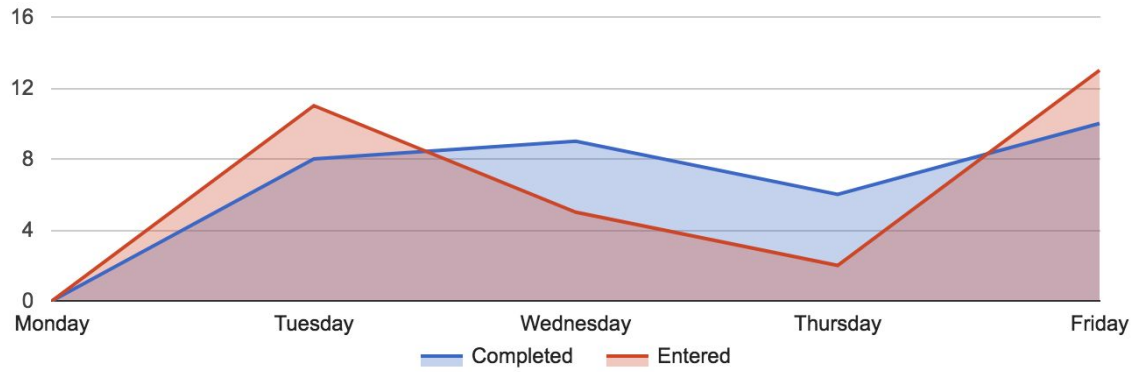
Missing Assignments (By Grade Level)



Students with Missing Assignments



Entered & Completed Last Week




Top 10 Students with Missing Assignments

| Student | Missing Assignments |
|---------|---------------------|
|         | 9                   |
|         | 4                   |
|         | 4                   |
|         | 1                   |
|         | 1                   |
|         | 1                   |

Top 10 Students with Completed Assignments

| Student | Completed Assignments |
|---------|-----------------------|
|         | 18                    |
|         | 15                    |
|         | 13                    |
|         | 7                     |
|         | 6                     |
|         | 6                     |
|         | 6                     |
|         | 4                     |
|         | 4                     |
|         | 3                     |


## Top 10 Teachers Active Missing Assignments

| Teacher   | Missing Assignments |
|---|---------------------|
|  | 13                  |
|   | 7                   |
|   | 7                   |
|   | 5                   |
|   | 4                   |
|   | 4                   |
|   | 4                   |
|   | 4                   |
|   | 3                   |
|   | 2                   |

## Most Recent User Logins

| User  | Last Logged In             |
|---|----------------------------|
|  | September 14, 2018 2:08 PM |
|   | September 14, 2018 2:05 PM |
|   | September 14, 2018 2:02 PM |
|   | September 14, 2018 1:55 PM |
|   | September 14, 2018 1:54 PM |

## Top 5 Teachers Most Submitted Assignments

| Teacher  | Assignments Submitted |
|--|-----------------------|
|  | 53                    |
|  | 38                    |
|  | 29                    |
|  | 25                    |
|  | 15                    |

# Levels of Support

## Boone Central Middle School Power of ICU Levels of Support

*Please follow the following steps after a student is placed on the ICU list at Boone Central Middle School*

### Level 1: Student is Placed on ICU List (48 hours)

Originating teacher, homeroom teacher, parents, and school staff are beeping student to get the assignment turned in.

### Level 2: Level 1 + Outside of Class Options (2-6 Days)

ICU Lifeguards track student/students down and allow them to see the "BCMS Power of ICU Options Menu." From there, students pick where they will complete the missing assignment.

Some students may need to begin making a Homework Priority List in order to help them organize/complete missing assignments.

### Level 3: Parental Involvement (Past 6 Days)

Teacher makes a phone call to parent to discuss the missing assignment. This phone call is not needed to discuss behavior; instead, we want to ask for support.

If the student still does not turn the assignment in after the teacher reaches out for support, Mr. Schutt will make a phone call to parents informing them that an academic hearing will be taking place concerning their student.

If the assignment is still not finished after the academic hearing, the student's parent will be asked to come to school to sit with the student until the missing assignment is complete.

**Every Student Completes  
Every Quality Assignment**



CARDINALS



## BCMS Power of ICU Options Menu

### DURING THE SCHOOL DAY OPTIONS

-Lunch Time



A designated ICU Work Time table is set up in the lunch room for you to complete your missing assignments. You will not be allowed to go outside or in the gym until the missing assignment is finished.

-Study Hall



You will make arrangements with your study hall teacher to complete your missing work. Once your work is finished in study hall, you will walk your finished assignment to the teacher that it was missing for.

### AFTER SCHOOL OPTIONS

-Tuesday

-Wednesday

-Thursday



During these days, ICU Work Time will be held in the library. ICU Work Time runs from 3:30 until the bus arrives to take students back to Albion (usually around 4:15-4:20). You will be required to call your parents to notify them that you have made the choice to stay after school to work on your missing assignment.

**-Make arrangements to complete  
the assignment with the teacher  
the missing assignment is for**

**Every Student Completes  
Every Quality Assignment**



# How are we using the data?

- Whole Staff Discussion
  - Homework and Grading Practices
  - Relationship Building
  - Teacher Team Meetings
- Individual Staff Discussion
  - Homework and Grading Practices
  - Relationship Building
- Problem Solving with Parents
  - Phone Calls
  - Conversations
- Creating Plans with Students
  - Priority Lists
  - Individual Support
  - Teacher/Student Meetings





## Board Report - BCMS

### August 13, 2018

#### **Middle School Update**

##### Power of ICU

- See attached document for presentation

##### Informal Classroom Observations

- Goal: Elementary, Middle, and High School all using the same informal classroom observation form in order to be more aligned with one another.

##### Student Led Conferences

- Wednesday, September 26

##### Monthly Homeroom Assembly

- Last day of each month
- Bi-weekly drawings rather than a monthly drawing to recognize students for being good classmates, showing leadership qualities, and being kind.
- Recognizing 1 to 2 students for each of the following categories each month:
  - *Attitude*
  - *Responsibility*
  - *Leadership*
  - *Citizenship*
  - *Creativity*
  - *Perseverance*

#### **Curriculum Update**

##### PLC Curriculum Items

- **Critical Question #1:** What do we expect/want all student to learn?
  - Collaborative Teams have been identifying essential standards and essential skills for each grade level/content area.
    - ***What is an essential standard?***
      - Every content standard is important, but all standards do not carry the same weight. Our goal as a district is to identify the most essential standards within each grade level/content area that we want our students at Boone Central to be proficient at/show mastery in.
        - Once essential standards are identified, assessments will be created in order to measure how well our students are proficient/mastering the identified essential standards.
    - ***What is an essential skill?***
      - An essential skill is a skill that all students use in a class, but it is not grade level or content area specific. For example, the CTE collaborative team has identified “interviewing techniques” as an essential skill that each teacher can help students master no matter the grade level or content area. These essential skills will also be

assessed to determine if students are mastering the skill with the criteria being determined by the collaborative teams.

- These essential standards and essential skills will be housed in a folder that will be made public through the district website when finished. The goal of having a document like this is to show our current stakeholders and anyone else coming to Boone Central what every student in our district will be proficient/highly proficient in as they move from one grade level to the next. By identifying these essential standards and skills, our teachers will begin develop more detailed lessons/units around specific essential standards and essential skills rather than trying to hit every single standard over the course of a school year.


# 9-12 High School Board Report - Erik Kravig

September 17, 2018 - 7:30 pm - Petersburg

## Schedule

### 2018-2019 BOONE CENTRAL HIGH SCHOOL

| Teacher Room #            | 0<br>6:30 – 7:45                   | 1st<br>8:03 – 8:50  | 2nd<br>8:53 – 9:40               | 3rd<br>9:43 – 10:30<br>HR<br>10:33 – 10:49               | 4th<br>10:52–11:39                                       | Lunch<br>11:39-12:09<br>5th<br>11:42-12:30 | 5th<br>12:30-1:00<br>Lunch<br>12:12-1:00 | 6th<br>1:03-1:50      | 7th<br>1:53-2:40                           | 8th<br>2:43-3:30        |
|---------------------------|------------------------------------|---|----------------------------------|--|--|--|--|-----------------------|--|-------------------------|
| Banzhaf, Stephanie 154    |                                    | Spanish II  | Spanish IV                       | Spanish II   | Spanish I  | LUNCH                                      | PLAN                                     | American Studies      | Spanish III                                | Spanish I               |
| Bird, Sarah 180           |                                    | Instructional Coach   |                                  |  |  | LUNCH                                      | Economics Room 180<br>Economics Room 180 | Instructional Coach   |  |                         |
| Coakes, Robert 186        |                                    | General Science   | Physics                          | Applied Science  | Physical Science   | LUNCH                                      |  | PLAN                  | Physical Science                           | Physical Science        |
| DeWitt, Justin 416, 180   |                                    | Career Readiness Room 180                                   | CAD<br>Electricity & Electronics | Manufacturing<br>Advanced Construction                   | Principles of Construction<br>Adv. Fab & Manufacturing   | Intro to Construction                      | LUNCH                                    | Intro to Construction | Internship                                 | PLAN                    |
| Eickhoff, Erin Pathways   |                                    | Pathways  |                                  |  |  | TRAVEL                                     | Petersburg                               |                       |  |                         |
| Grape, Jennifer Pathways  |                                    | Pathways  |                                  |  |  | LUNCH                                      | Pathways                                 | Pathways              | PLAN                                       | Pathways                |
| Groth, Lisa 171           |                                    | Intro to Human Services                                     | PLAN                             | Health Sciences III                                      | Community & Career Leadership                            | Intro to Health Science                    | LUNCH                                    | Parenting Decisions   | Study Hall Room 171                        | Culinary Skills I       |
|                           |                                    | Human Development   | Adv. Health Sciences             | Child Development  | Study Hall Room 171                                      | Food, Nutrition & Wellness                 |  | Culinary Skills II    | Relationships                              | PLAN                    |
| Harris, Justin Gym, 180   |                                    | PE – Gym Health - 180                                       | PE – Gym Health – 180            | PE – Gym Health – 180                                    | Lifetime Sports  | PLAN                                       | LUNCH                                    | Wellness              | Wellness                                   | Wellness                |
| Hitchler, Abby 157, 180   |                                    | Study Hall Room 157   | Vet Science<br>Equine Science    | Plant Science<br>Agronomic Science                       | Welding<br>Large Animal Management                       | Animal Biology<br>Metals & Fabrication     | LUNCH                                    | Intro to Ag Room 180  | Intro to Ag Room 180                       | PLAN                    |
| Hrabik, Jeffrey 145       |                                    | Algebra   | Applied Geometry                 | Pre-Algebra  | Pre-Calculus   | Algebra                                    | LUNCH                                    | Pre-Calculus          | Applied Algebra                            | PLAN                    |
| Hudson, Mark 180          |                                    | School Psychologist   |                                  |  | Psychology Room 180<br>Sociology Room 180                | LUNCH                                      | School Psychologist                      |                       |  |                         |
| Neuhaus, Morgan 176       |                                    | Art II  | Art I                            | Ceramics/<br>Adv. Ceramics<br>Ceramics/<br>Adv. Ceramics | Ceramics/<br>Adv. Ceramics<br>Ceramics/<br>Adv. Ceramics | LUNCH                                      | Elementary                               |                       |  |                         |
| Olson, Cassie 150         |                                    | Creative Writing I/<br>Creative Writing II<br>World History | PLAN                             | English 9  | Freshmen English   | LUNCH                                      | American History                         | American History      | English 9                                  | English 9               |
| Osborn, Mitch 185         |                                    | Chemistry   | Advanced Biology                 | Advanced Biology   | Chemistry  | LUNCH                                      | Life Science                             | Advanced Biology      | PLAN                                       | Elem. Science           |
| Paulson, Whitney 190      |                                    | 5th Grade Band  | Band                             | Study Hall Room 190                                      | LUNCH  | Travel                                     | Petersburg                               |                       |  |                         |
| Perone, Jon Office        |                                    | Activities Director   |                                  |  |  |  | LUNCH                                    | Activities Director   |  |                         |
| Pestel, Kris 172          |                                    | Study Hall Room 172   | Study Hall Room 172              | Study Hall Room 172                                      | Study Hall Room 172                                      | LUNCH                                      | Math 11                                  | Math 10               | Study Hall Room 172                        | PLAN                    |
| Spence, Rachelle 165      |                                    | St. Mike's  | Study Hall Room 165              | PLAN   | Reading 10   | Study Hall Room 165                        | LUNCH                                    | Study Hall Room 165   | Study Hall Room 165                        | Study Hall Room 165     |
| Stahlecker, Alex 147      |                                    | Speech<br>PLAN  | PLAN<br>Speech                   | Centracard   | Speech<br>Speech   | English 11                                 | LUNCH                                    | Study Hall Room 147   | English 11                                 | Junior English          |
| Sup, Joel 192             |                                    | PLAN  | Accounting I                     | Intro to Digital Design                                  | Web Design   | Intro to Digital Design                    | LUNCH                                    | Entrepreneurship      | Intro to Business                          | Intro to Digital Design |
|                           |                                    | Digital Media   |                                  | PLAN   | Digital Media  | Programming                                |  |                       | Info Tech App                              | Info Tech App           |
| Thompson, Amy HS Library  |                                    | Media Center  | Media Center                     | Media Center   | Study Hall HS Library<br>Media Center                    | LUNCH                                      | Study Hall HS Library                    | Media Center          | Media Center<br>Study Hall HS Library      | Media Center            |
| Tisthammer, Mark 157      | Welding I<br>Welding II            | 7:30 – 8:50<br>Welding III                                  |                                  |  |  |  |  |                       |  |                         |
| Vandenberg, Nolan 149     |                                    | PLAN  | Sophomore English                | English 10   | English 12   | LUNCH                                      | Senior English                           | English 10            | English 12                                 | Study Hall Room 149     |
| Webster, Lynne Office     |                                    | School Counseling   |                                  |  |  | LUNCH                                      | School Counseling                        |                       |  |                         |
| Wilson, Katie 183         |                                    | Anatomy & Physiology  | Study Hall Room 183              | Plant Science<br>Agronomic Science                       | Biology  | LUNCH                                      | Biology                                  | Biology               | Greenhouse                                 | PLAN                    |
| Wright, Michelle 190      |                                    | Petersburg  |                                  |  |  |  |  |                       |  | Chorus                  |
| Zoucha, Dan 146           |                                    | World Geography   | Cultural Geography               | Government   | Civics   | LUNCH                                      | PLAN                                     | Cultural Geography    | Cultural Geography                         | Government              |
| Zwiener Jeanette 143      |                                    | Geometry  | Geometry                         | PLAN   | College Algebra  | Calculus                                   | LUNCH                                    | Geometry              | Algebra II                                 | Algebra II              |
| Advisory Schedule         | 6:30 – 7:45                        | 8:03 - 8:50   | 8:53-9:40                        | 9:43-10:30   | 10:33-10:49<br>10:52 - 11:39                             | 11:42-12:30                                | 12:12 – 1:00                             | 1:03-1:36             | Advisory Period 1:39 – 2:18<br>2:21 – 2:54 | 2:57–3:30               |
| PLC Schedule (Wednesdays) | Welding 7:00 – 8:30<br>8:15 – 9:45 | 9:10 – 9:45   | 9:48 – 10:23                     | 10:26 – 11:01  | 11:04 – 11:39  | 11:42 – 12:30                              | 12:12 – 1:00                             | 1:03 – 1:42           | Activity Period 1:45 – 2:05<br>2:08 – 2:47 | 2:50 – 3:30             |
| 10:03 Start               | No 0 Period                        | 10:03-10:33   | 10:36-11:06                      | 11:09-11:39  | 1:03 – 1:37  | 11:42-12:30                                | 12:12-1:00                               | 1:40-2:14             | 2:17-2:52                                  | 2:55-3:30               |



# BOONE

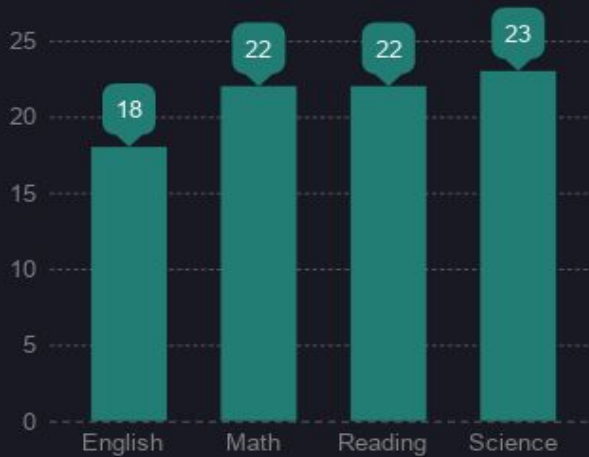
## CENTRAL

### CARDINALS

Class of 2019 ACT Results

COLLEGE READINESS  
BENCHMARK SCORES

A benchmark score is the minimum score needed on an ACT subject-area test to indicate a 50% chance of obtaining a B or higher or about a 75% chance of obtaining a C or higher in the corresponding credit-bearing college courses, which include English Composition, Algebra, Social Science, Biology and STEM.

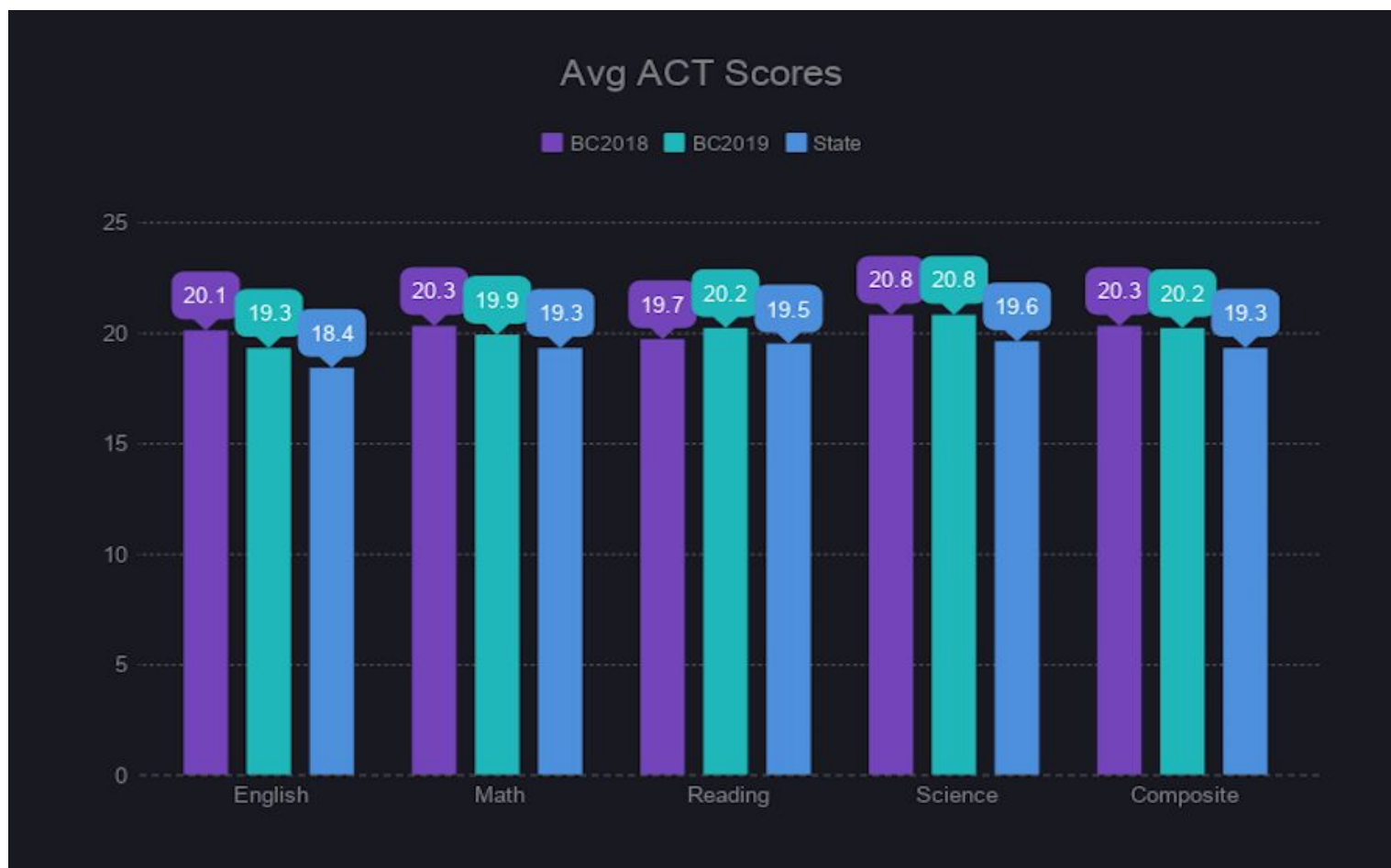


PERCENT OF  
STUDENTS WHO MEET  
ACT BENCHMARKS

Percent of Class of 2018 and 2019 vs State of Nebraska Average students who meet minimum ACT benchmark standards







### Plant Science Class / Greenhouse

The greenhouse was completed last week and Mr. Osborn, Mrs. Hitchler and Mrs. Wilson got trained on the different climate and water controls. Supplies were ordered and are arriving this week. Supplies are being funded by the Monsanto \$25,000 grant that was awarded in August. Students began planning scientific experiments to study different variables that might affect plant growth. Hydroponics tower just arrived so students will begin setting them up as well as their plant experiments. Before use of the greenhouse, Mrs. Hitchler and Mrs. Wilson had students work in group on proposals for greenhouse use. Each group had to pitch their idea to the class- explaining why their idea should be used, what supplies would be, costs associated, etc. They also did a unit on plant ecology and range management and identification and will apply what they learned during our field trip to Prairie Plains Resource Institute next week. There, students will tour their greenhouse, hike the prairie, identify plants and collect seeds to bring back and grow in the greenhouse. This experience allows students to participate in prairie conservation. The next unit of curriculum in the class is plant biology (structure, function, reproduction, etc.) while students continue to

conduct their plant growth experiments and get the hydroponics towers growing produce.



## **NOTICE OF PROPERTY FOR SALE**

Boone Central Schools is accepting sealed purchase offers for the following two properties:

**Property #1: Tract of land (0.5 acre lot, Fairview in Albion) located in the NW1/4 NE1/4 of Section 27, Township 20 North, Range 6 West of the 6<sup>th</sup> P.M., Boone County Nebraska**

**Property #2: Real estate (933 S. 1<sup>st</sup> St, Albion) located Lots 4, 5, 10 and Lot 11 except the South 10 feet thereof, all in Block 41, Mansfields Tenth Addition in Albion, Boone County, Nebraska**

All offers must indicate "Property Bid #1" or "Property Bid #2" on the envelope and be delivered to Boone Central Schools, Attn: Superintendent, 605 S. 6<sup>th</sup> St., Albion, NE 68620, no later than 4:00 p.m. on Monday, October 8, 2018. The offers will be opened in the Office of the Superintendent on October 8<sup>th</sup> at 7:00 p.m. and considered at a meeting of the Board of Education to be held that same day at 7:30 p.m.

Minimum bid for Property #1 is \$15,000.

Minimum bid for Property #2 is \$50,000.

Both properties will be sold "as-is" and will be conveyed by warranty deed. The Board of Education reserves the right to accept or reject any or all offers. The decision of the Board will be final.

Questions should be directed to Superintendent Nicole Hardwick, (402) 395-2134 or email [nhardwick@boonecentral.esu7.org](mailto:nhardwick@boonecentral.esu7.org)

|  |                        |                      |                          |
|--|------------------------|----------------------|--------------------------|
| <b>Boone Central<br/>Valuation History</b> |                        |                      |                          |
|  |                        |                      |                          |
|  | <b>Total Valuation</b> | <b>Dollar Change</b> | <b>Percent of Change</b> |
| 2018-19                                    | \$1,460,598,523        | \$9,000,722          | 0.62%                    |
| 2017-18                                    | \$1,451,597,801        | (\$10,945,189)       | -0.75%                   |
| 2016-17                                    | \$1,462,542,990        | \$149,133,021        | 11.35%                   |
| 2015-16                                    | \$1,313,409,969        | \$174,495,241        | 15.32%                   |
| 2014-15                                    | \$1,138,914,728        | \$217,786,455        | 23.64%                   |
| 2013-14                                    | \$921,128,273          | \$180,736,829        | 24.41%                   |
| 2012-13                                    | \$740,391,444          | \$61,862,360         | 9.12%                    |
| 2011-12                                    | \$678,529,084          | \$37,150,448         | 5.79%                    |
| 2010-11                                    | \$641,378,636          | \$76,021,775         | 13.45%                   |
| 2009-10                                    | \$565,356,861          | \$49,305,305         | 9.55%                    |
| 2008-09                                    | \$516,051,556          | #REF!                | #REF!                    |



|  |                     |                  |                         |                          |                      |                          |
|--|---------------------|------------------|-------------------------|--------------------------|----------------------|--------------------------|
| <b><u>Tax Request History</u></b>      |                     |                  |                         |                          |                      |                          |
|  |                     |                  |                         |                          |                      |                          |
|  | <b>General Fund</b> | <b>Bond Fund</b> | <b>Special Building</b> | <b>Total Tax Request</b> | <b>Dollar Change</b> | <b>Percent of Change</b> |
| 2018-19                                | \$7,231,391         | \$873,737        | \$202,020               | \$8,307,148              | \$301,979            | 3.7723%                  |
| 2017-18                                | \$7,131,432         | \$873,737        | \$0                     | \$8,005,169              | \$246,693            | 3.1797%                  |
| 2016-17                                | \$6,546,770         | \$919,191        | \$292,515               | \$7,758,476              | \$222,739            | 2.9558%                  |
| 2015-16                                | \$6,424,627         | \$909,090        | \$202,020               | \$7,535,737              | (\$12,736)           | -0.1687%                 |
| 2014-15                                | \$5,957,564         | \$0              | \$1,590,909             | \$7,548,473              | \$302,021            | 4.1678%                  |
| 2013-14                                | \$5,957,564         | \$0              | \$1,288,888             | \$7,246,452              | \$252,524            | 3.6106%                  |
| 2012-13                                | \$5,957,564         | \$0              | \$1,036,364             | \$6,993,928              | \$526,868            | 8.1469%                  |
| 2011-12                                | \$6,161,722         | \$0              | \$305,338               | \$6,467,060              | (\$97,099)           | -1.4792%                 |
| 2010-11                                | \$6,316,588         | \$45,537         | \$202,034               | \$6,564,159              | \$553,830            | 9.2146%                  |
| 2009-10                                | \$5,626,529         | \$181,800        | \$202,000               | \$6,010,329              | \$570,641            | 10.4903%                 |
| 2008-09                                | \$5,077,098         | \$185,840        | \$176,750               | \$5,439,688              | #REF!                | #REF!                    |
|  |                     |                  |                         |                          |                      |                          |
| <b><u>Tax Request Levy History</u></b> | <b>General Fund</b> | <b>Bond Fund</b> | <b>Special Building</b> | <b>Total Levy</b>        |                      |                          |
| 2018-19                                | \$0.4951            | \$0.0598         | \$0.0138                | \$0.5687                 |                      |                          |
| 2017-18                                | \$0.4913            | \$0.0602         | \$0.0000                | \$0.5515                 |                      |                          |
| 2016-17                                | \$0.4476            | \$0.0628         | \$0.0200                | \$0.5304                 |                      |                          |
| 2015-16                                | \$0.4892            | \$0.0691         | \$0.0154                | \$0.5737                 |                      |                          |
| 2014-15                                | \$0.5230            | \$0.0000         | \$0.1397                | \$0.6627                 |                      |                          |
| 2013-14                                | \$0.6468            | \$0.0000         | \$0.1399                | \$0.7867                 |                      |                          |
| 2012-13                                | \$0.8047            | \$0.0000         | \$0.1399                | \$0.9446                 |                      |                          |
| 2011-12                                | \$0.9081            | \$0.0000         | \$0.0450                | \$0.9531                 |                      |                          |
| 2010-11                                | \$0.9849            | \$0.0071         | \$0.0315                | \$1.0235                 |                      |                          |
| 2009-10                                | \$0.9952            | \$0.0435         | \$0.0357                | \$1.0744                 |                      |                          |
| 2008-09                                | \$0.9838            | \$0.0477         | \$0.0342                | \$1.0657                 |                      |                          |
|  |                     |                  |                         |                          |                      |                          |
|  |                     |                  |                         |                          |                      |                          |
| The actual levy is determined by       |                     |                  |                         |                          |                      |                          |
| dividing the total tax request by the  |                     |                  |                         |                          |                      |                          |
| total valuation and multiplying the    |                     |                  |                         |                          |                      |                          |
| result by 100.                         |                     |                  |                         |                          |                      |                          |
|  |                     |                  |                         |                          |                      |                          |
|  |                     |                  |                         |                          |                      |                          |
|  |                     |                  |                         |                          |                      |                          |
|  |                     |                  |                         |                          |                      |                          |
|  |                     | \$7,131,432      |                         |                          |                      |                          |
|  |                     | \$584,662        |                         |                          |                      |                          |
|  |                     | 8.93%            |                         |                          |                      |                          |
|  |                     |                  |                         |                          |                      |                          |



# NOTICE OF BUDGET HEARING AND BUDGET SUMMARY

Boone Central (06-0001) in Boone County, Nebraska

PUBLIC NOTICE is hereby given, in compliance with the provisions of State Statute Sections 13-501 to 13-513, that the governing body will meet on the 17th day of September, 2018 at 7:10 o'clock, P.M., at Boone Central Middle School - Petersburg for the purpose of hearing support, opposition, criticism, suggestions or observations of taxpayers relating to the following proposed budget and to consider amendments relative thereto. The budget detail is available at the office of the Superintendent during regular business hours.

*Nick Handwich*

Superintendent

| FUNDS                                 | Actual Disbursements & Transfers | Actual/Estimated Disbursements & Transfers | Budgeted Disbursements & Transfers | Necessary Cash Reserve | Total Available Resources Before Property Taxes | Fee and Delinquent Tax Allowance | Total Personal and Real Property Tax Requirement |
|---------------------------------------|----------------------------------|--|------------------------------------|------------------------|---|----------------------------------|--|
|                                       | 2016-2017                        | 2017-2018                                  | 2018-2019                          |                        |   |                                  |  |
|                                       | (1)                              | (2)  | (3)                                | (4)                    | (5)   | (6)                              | (7)  |
| General                               | \$ 8,598,153.00                  | \$ 9,229,938.00                            | \$ 10,138,232.00                   | \$ 1,700,000.00        | \$ 4,679,154.00                                 | \$ 72,313.85                     | \$ 7,231,391.85                                  |
| Depreciation                          | \$ 122,697.00                    | \$ 353,125.00                              | \$ 1,236,031.00                    |                        | \$ 1,236,031.00                                 |                                  |  |
| Employee Benefit                      | \$ -                             | \$ -                                       | \$ -                               | \$ -                   | \$ -  |                                  |  |
| Contingency                           | \$ -                             | \$ -                                       | \$ -                               |                        | \$ -  |                                  |  |
| Activities                            | \$ 421,828.00                    | \$ 736,855.00                              | \$ 970,000.00                      | \$ -                   | \$ 970,000.00                                   |                                  |  |
| School Nutrition                      | \$ 320,171.00                    | \$ 381,281.00                              | \$ 431,500.00                      | \$ -                   | \$ 431,500.00                                   |                                  |  |
| Bond                                  | \$ 757,076.00                    | \$ 883,176.00                              | \$ 1,593,738.00                    | \$ -                   | \$ 728,738.00                                   | \$ 8,737.37                      | \$ 873,737.37                                    |
| Special Building                      | \$ 10,912,012.00                 | \$ 3,042,338.00                            | \$ 663,584.00                      |                        | \$ 463,584.00                                   | \$ 2,020.20                      | \$ 202,020.20                                    |
| Qualified Capital Purpose Undertaking | \$ -                             | \$ 66,210.00                               | \$ -                               | \$ -                   | \$ -  | \$ -                             | \$ -   |
| Cooperative                           | \$ -                             | \$ -                                       | \$ -                               | \$ -                   | \$ -  |                                  |  |
| Student Fee                           | \$ -                             | \$ -                                       | \$ -                               | \$ -                   | \$ -  |                                  |  |
|                                       | \$ -                             | \$ -                                       | \$ -                               | \$ -                   | \$ -  |                                  |  |
| <b>TOTALS</b>                         | <b>\$ 21,131,937.00</b>          | <b>\$ 14,692,923.00</b>                    | <b>\$ 15,033,085.00</b>            | <b>\$ 1,700,000.00</b> | <b>\$ 8,509,007.00</b>                          | <b>\$ 83,071.42</b>              | <b>\$ 8,307,149.42</b>                           |

Total Personal and Real Property Tax Requirement For Bonds

**\$ 873,737.37**

Total Personal and Real Property Tax Requirement for ALL Other

**\$ 7,433,412.05**

# BOONE CENTRAL SCHOOL DISTRICT

## 2018 - 2019 BUDGET AND TAX INFORMATION

---

The budgetary documents in this packet are not final 2018/19 budget numbers, but rather preliminary information for the Boone Central Board of Education to discuss and make recommendations to the Superintendent for adoption.

Budget Hearing

September 17, 2018 @ 7:10 p.m.

Boone Central Middle School – Petersburg

Tax Request Hearing

September 17, 2018 @ 7:20 p.m.

Boone Central Middle School – Petersburg

Regular Board of Education Meeting

September 17, 2018 @ 7:30 p.m.

Boone Central Middle School - Petersburg

# Certification of Taxable Value

Valuation – The valuation has increased \$895,241,662 (158%) over the past 10 years.

2009/10 = \$565,356,861

2018/19 = \$1,460,598,523

|         | <u>Total Valuation</u> | <u>Dollar Change</u> | <u>Percent of Change</u> |
|---------|------------------------|----------------------|--------------------------|
| 2018/19 | \$1,460,598,523        | \$9,000,722          | 0.62%                    |
| 2017/18 | \$1,451,597,801        | (\$10,945,189)       | -0.75%                   |
| 2016/17 | \$1,462,542,990        | \$149,133,021        | 11.35%                   |
| 2015/16 | \$1,313,409,969        | \$174,495,241        | 15.32%                   |
| 2014/15 | \$1,138,914,728        | \$217,786,455        | 23.64%                   |
| 2013/14 | \$921,128,273          | \$180,736,829        | 24.41%                   |
| 2012/13 | \$740,391,444          | \$61,862,360         | 9.12%                    |
| 2011/12 | \$678,529,084          | \$37,150,448         | 5.79%                    |
| 2010/11 | \$641,378,636          | \$76,021,775         | 13.45%                   |
| 2009/10 | \$565,356,861          | \$49,305,305         | 9.55%                    |
| 2008/09 | \$516,051,556          |                      |                          |

# General Fund

The General Fund finances all facets of services rendered by the school district. General Fund receipts are classified according to source while its expenditures are classified according to specific functions. The General Fund is maintained by all operating school districts in the State. General Fund expenditures are limited by statute. The tax levy for this fund is restricted.

## General Fund Budget of Disbursements

- Proposed 2018/19 General Fund Budget of Disbursements = \$10,138,231
- Proposed 2018/19 General Fund Budget of Disbursements including Necessary Cash Reserve = \$11,838,231
- The proposed 2018/19 General Fund Budget of Disbursements (including Necessary Cash Reserve) will increase \$26,302 (0.22%) from last year.
- 10 Year History:
  - 2009/10 General Fund Budget of Disbursements = \$7,086,500
  - 2009/10 General Fund Budget of Disbursements including Necessary Cash Reserve = \$8,186,500
  - The Total General Fund Budget of Disbursements (including Necessary Cash Reserve) has increased \$3,651,732 (44.61%) over the past 10 years.

## General Fund Tax Request:

- Proposed 2018/19 General Fund Tax Request = \$7,231,391
- Proposed 2018/19 General Fund Tax Request will increase \$99,959 (1.4%) from last year.
- 10 Year History:
  - 2009/10 General Fund Tax Request = \$5,626,529
  - Over the past 10 years the General Fund Tax Request has increased \$1,604,862 (28.52%).

\*The estimated total available resources before property taxes for 2018/19 is \$4,679,154.

# Depreciation Fund

A depreciation fund may be established by a school district in order to facilitate the eventual purchase of costly capital outlay by reserving such monies from the General Fund. To allocate monies from the General Fund, a school district will show the movement of monies as an expense from the General Fund and the Depreciation Fund will show the revenue as a transfer from the General Fund. The purpose of the Depreciation Fund is to spread replacement costs over a period of years in order to avoid a disproportionate tax effort in a single year to meet such an expense.

This fund is restricted by statute as part of the Allowable Reserve limitation. The Depreciation Fund is considered a component of the General Fund.

Currently the Depreciation Fund has a balance of \$1,236,031 which makes up a portion of our Allowable Reserve limitation. The other factor to this limitation is the Necessary Cash Reserve. For 2018/19 our Allowable Reserve limit is \$3,548,381 (35% of our budget of disbursements and transfers). The proposed 2018/19 budget includes a \$1,700,000 General Fund Necessary Cash Reserve bringing our total reserves to \$2,936,031.

- Proposed 2018/19 General Fund Necessary Cash Reserve = \$1,700,000
- 2018/19 Depreciation Fund Total = \$1,236,031
- Total Reserves = \$2,936,031

# Bond Fund

The Bond Fund is used to record tax receipts, investment interest, and the payment of bond principal, interest, and other related costs. The tax levy for this fund is restricted for expenditures other than principal and interest on bonds.

General Obligation Bonds, Series 2015 = \$10,000,000

General Obligation Bonds, Series 2016 = \$2,990,000

The bond fund has a current balance of \$645,308

Principal and interest payments for 2018/19 = \$888,576

The proposed bond fund personal and real property tax request is \$873,737

As of September 1, 2018 the district has the following debt outstanding:

- Principal = \$12,075,000
- Interest = \$3,821,837
- Total = \$15,896,837

The final bond payments are scheduled for:

- Series 2015 – December, 2035
- Series 2016 – December, 2021



# Special Building Fund

A Special Building Fund shall be established when a school board decides to acquire or improve sites and/or to erect, alter or improve buildings. The sale of bonds, the sale of property, or tax receipts will be the primary sources of revenue for the Special Building Fund. Regardless of the source of money to be used for building construction and related costs, all income for the purposes of this fund shall be accountable through this fund.

The tax levy for this fund is restricted to 14 cents with local board approval or 17.5 cents following a vote of the people for a term not to exceed ten years.

The Special Building Fund has a current balance of \$484,404. Remaining funds are reserved for disbursements associated with the current construction costs and associated materials. The proposed 2018/19 Special Building Fund tax request is for site improvements and alterations focusing on the playground, locker rooms at the Albion site, and the Petersburg facility.

Proposed 2018/19 Tax Request = \$202,020

2017/18 Tax Request = \$0

2016/17 Tax Request = \$292,515

2015/16 Tax Request = \$202,020

2014/15 Tax Request = \$1,590,909

# Total Tax Request

- General Fund = \$7,231,392

(\$7,159,078 plus 1% County Treasurer's Commission of \$72,314)

- Bond Fund = \$873,737

(\$865,000 plus 1% County Treasurer's Commission of \$8,737)

- Special Building Fund = \$202,020

(\$200,000 plus 1% County Treasurer's Commission of \$2,020)

- 2018/19 Proposed Total Tax Request = \$8,307,148

| <u>Tax Request History</u>      |                     |                  |                         |                          |                      |                          |
|---------------------------------|---------------------|------------------|-------------------------|--------------------------|----------------------|--------------------------|
|                                 | <u>General Fund</u> | <u>Bond Fund</u> | <u>Special Building</u> | <u>Total Tax Request</u> | <u>Dollar Change</u> | <u>Percent of Change</u> |
| 2018/19                         | \$7,231,391         | \$873,737        | \$202,020               | \$8,307,148              | \$301,979            | 3.7723%                  |
| 2017/18                         | \$7,131,432         | \$873,737        | \$0                     | \$8,005,169              | \$246,693            | 3.1797%                  |
| 2016/17                         | \$6,546,770         | \$919,191        | \$292,515               | \$7,758,476              | \$222,739            | 2.9558%                  |
| 2015/16                         | \$6,424,627         | \$909,090        | \$202,020               | \$7,535,737              | (\$12,736)           | -0.1687%                 |
| 2014/15                         | \$5,957,564         | \$0              | \$1,590,909             | \$7,548,473              | \$302,021            | 4.1678%                  |
| 2013/14                         | \$5,957,564         | \$0              | \$1,288,888             | \$7,246,452              | \$252,524            | 3.6106%                  |
| 2012/13                         | \$5,957,564         | \$0              | \$1,036,364             | \$6,993,928              | \$526,868            | 8.1469%                  |
| 2011/12                         | \$6,161,722         | \$0              | \$305,338               | \$6,467,060              | (\$97,099)           | -1.4792%                 |
| 2010/11                         | \$6,316,588         | \$45,537         | \$202,034               | \$6,564,159              | \$553,830            | 9.2146%                  |
| 2009/10                         | \$5,626,529         | \$181,800        | \$202,000               | \$6,010,329              | \$570,641            | 10.4903%                 |
| 2008/09                         | \$5,077,098         | \$185,840        | \$176,750               | \$5,439,688              |                      |                          |
|                                 |                     |                  |                         |                          |                      |                          |
| <u>Tax Request Levy History</u> | <u>General Fund</u> | <u>Bond Fund</u> | <u>Special Building</u> | <u>Total Levy</u>        |                      |                          |
| 2018/19                         |                     |                  |                         |                          |                      |                          |
| 2017/18                         | \$0.4913            | \$0.0602         | \$0.0000                | \$0.5515                 |                      |                          |
| 2016/17                         | \$0.4476            | \$0.0628         | \$0.0200                | \$0.5304                 |                      |                          |
| 2015/16                         | \$0.4892            | \$0.0691         | \$0.0154                | \$0.5737                 |                      |                          |
| 2014/15                         | \$0.5230            | \$0.0000         | \$0.1397                | \$0.6627                 |                      |                          |
| 2013-/4                         | \$0.6468            | \$0.0000         | \$0.1399                | \$0.7867                 |                      |                          |
| 2012/13                         | \$0.8047            | \$0.0000         | \$0.1399                | \$0.9446                 |                      |                          |
| 2011/12                         | \$0.9081            | \$0.0000         | \$0.0450                | \$0.9531                 |                      |                          |
| 2010/11                         | \$0.9849            | \$0.0071         | \$0.0315                | \$1.0235                 |                      |                          |
| 2009/10                         | \$0.9952            | \$0.0435         | \$0.0357                | \$1.0744                 |                      |                          |
| 2008/09                         | \$0.9838            | \$0.0477         | \$0.0342                | \$1.0657                 |                      |                          |

|  |                        |                      |                          |
|--|------------------------|----------------------|--------------------------|
| <b>Boone Central<br/>Valuation History</b> |                        |                      |                          |
|  |                        |                      |                          |
|  | <b>Total Valuation</b> | <b>Dollar Change</b> | <b>Percent of Change</b> |
| 2018-19                                    | \$1,460,598,523        | \$9,000,722          | 0.62%                    |
| 2017-18                                    | \$1,451,597,801        | (\$10,945,189)       | -0.75%                   |
| 2016-17                                    | \$1,462,542,990        | \$149,133,021        | 11.35%                   |
| 2015-16                                    | \$1,313,409,969        | \$174,495,241        | 15.32%                   |
| 2014-15                                    | \$1,138,914,728        | \$217,786,455        | 23.64%                   |
| 2013-14                                    | \$921,128,273          | \$180,736,829        | 24.41%                   |
| 2012-13                                    | \$740,391,444          | \$61,862,360         | 9.12%                    |
| 2011-12                                    | \$678,529,084          | \$37,150,448         | 5.79%                    |
| 2010-11                                    | \$641,378,636          | \$76,021,775         | 13.45%                   |
| 2009-10                                    | \$565,356,861          | \$49,305,305         | 9.55%                    |
| 2008-09                                    | \$516,051,556          | #REF!                | #REF!                    |

|  |                     |                  |                         |                          |                      |                          |
|--|---------------------|------------------|-------------------------|--------------------------|----------------------|--------------------------|
| <b><u>Tax Request History</u></b>      |                     |                  |                         |                          |                      |                          |
|  |                     |                  |                         |                          |                      |                          |
|  | <b>General Fund</b> | <b>Bond Fund</b> | <b>Special Building</b> | <b>Total Tax Request</b> | <b>Dollar Change</b> | <b>Percent of Change</b> |
| 2018-19                                | \$7,231,391         | \$873,737        | \$202,020               | \$8,307,148              | \$301,979            | 3.7723%                  |
| 2017-18                                | \$7,131,432         | \$873,737        | \$0                     | \$8,005,169              | \$246,693            | 3.1797%                  |
| 2016-17                                | \$6,546,770         | \$919,191        | \$292,515               | \$7,758,476              | \$222,739            | 2.9558%                  |
| 2015-16                                | \$6,424,627         | \$909,090        | \$202,020               | \$7,535,737              | (\$12,736)           | -0.1687%                 |
| 2014-15                                | \$5,957,564         | \$0              | \$1,590,909             | \$7,548,473              | \$302,021            | 4.1678%                  |
| 2013-14                                | \$5,957,564         | \$0              | \$1,288,888             | \$7,246,452              | \$252,524            | 3.6106%                  |
| 2012-13                                | \$5,957,564         | \$0              | \$1,036,364             | \$6,993,928              | \$526,868            | 8.1469%                  |
| 2011-12                                | \$6,161,722         | \$0              | \$305,338               | \$6,467,060              | (\$97,099)           | -1.4792%                 |
| 2010-11                                | \$6,316,588         | \$45,537         | \$202,034               | \$6,564,159              | \$553,830            | 9.2146%                  |
| 2009-10                                | \$5,626,529         | \$181,800        | \$202,000               | \$6,010,329              | \$570,641            | 10.4903%                 |
| 2008-09                                | \$5,077,098         | \$185,840        | \$176,750               | \$5,439,688              | #REF!                | #REF!                    |
|  |                     |                  |                         |                          |                      |                          |
| <b><u>Tax Request Levy History</u></b> | <b>General Fund</b> | <b>Bond Fund</b> | <b>Special Building</b> | <b>Total Levy</b>        |                      |                          |
| 2018-19                                | \$0.4951            | \$0.0598         | \$0.0138                | \$0.5687                 |                      |                          |
| 2017-18                                | \$0.4913            | \$0.0602         | \$0.0000                | \$0.5515                 |                      |                          |
| 2016-17                                | \$0.4476            | \$0.0628         | \$0.0200                | \$0.5304                 |                      |                          |
| 2015-16                                | \$0.4892            | \$0.0691         | \$0.0154                | \$0.5737                 |                      |                          |
| 2014-15                                | \$0.5230            | \$0.0000         | \$0.1397                | \$0.6627                 |                      |                          |
| 2013-14                                | \$0.6468            | \$0.0000         | \$0.1399                | \$0.7867                 |                      |                          |
| 2012-13                                | \$0.8047            | \$0.0000         | \$0.1399                | \$0.9446                 |                      |                          |
| 2011-12                                | \$0.9081            | \$0.0000         | \$0.0450                | \$0.9531                 |                      |                          |
| 2010-11                                | \$0.9849            | \$0.0071         | \$0.0315                | \$1.0235                 |                      |                          |
| 2009-10                                | \$0.9952            | \$0.0435         | \$0.0357                | \$1.0744                 |                      |                          |
| 2008-09                                | \$0.9838            | \$0.0477         | \$0.0342                | \$1.0657                 |                      |                          |
|  |                     |                  |                         |                          |                      |                          |
|  |                     |                  |                         |                          |                      |                          |
| The actual levy is determined by       |                     |                  |                         |                          |                      |                          |
| dividing the total tax request by the  |                     |                  |                         |                          |                      |                          |
| total valuation and multiplying the    |                     |                  |                         |                          |                      |                          |
| result by 100.                         |                     |                  |                         |                          |                      |                          |
|  |                     |                  |                         |                          |                      |                          |
|  |                     |                  |                         |                          |                      |                          |
|  |                     |                  |                         |                          |                      |                          |
|  |                     |                  |                         |                          |                      |                          |
|  |                     | \$7,131,432      |                         |                          |                      |                          |
|  |                     | \$584,662        |                         |                          |                      |                          |
|  |                     | 8.93%            |                         |                          |                      |                          |
|  |                     |                  |                         |                          |                      |                          |



**2018-2019**  
**STATE OF NEBRASKA**  
**SCHOOL DISTRICT BUDGET FORM**

County-District #: 06-0001      Class #: 3  
Boone Central  
TO THE COUNTY BOARD AND COUNTY CLERK OF  
Boone County

This budget is for the Period **SEPTEMBER 1, 2018** through **AUGUST 31, 2019**

**Upon Filing, The School Certifies the Information Submitted on this Form to be Correct:**

| AMOUNT OF PERSONAL AND<br>REAL PROPERTY TAX REQUIRED FOR:           | Principal and<br>Interest on Bonds | All Other Purposes     | TOTAL                  |
|---|------------------------------------|------------------------|------------------------|
| General Fund  | \$ -                               | \$ 7,231,391.85        | \$ 7,231,391.85        |
| Bond Fund(s) <i>[If More Than 1 Bond Fund - Total All Together]</i> | \$ 873,737.37                      |                        | \$ 873,737.37          |
| Special Building Fund   | \$ -                               | \$ 202,020.20          | \$ 202,020.20          |
| Qualified Capital Purpose Undertaking Fund                          | \$ -                               | \$ -                   | \$ -                   |
| <b>Total All Funds</b>  | <b>\$ 873,737.37</b>               | <b>\$ 7,433,412.05</b> | <b>\$ 8,307,149.42</b> |

Outstanding Bonded Indebtedness as of September 1, 2018  
*(Include Bond Fund(s) and Qualified Capital Purpose Undertaking Fund)*

|                  |  |
|------------------|--|
| \$ 12,075,000.00 | Principal                                    |
| \$ 3,821,837.00  | Interest                                     |
| \$ 15,896,837.00 | <b>Total Outstanding Bonded Indebtedness</b> |

**Total Certified Valuation (All Counties)**

**\$ 1,460,598,523**

*(Certification of Valuation(s) from County Assessor **MUST** be attached)*

**Report of Joint Public Agency & Interlocal Agreements**

Was this Subdivision involved in any Interlocal Agreements or Joint Public Agencies for the reporting period of July 1, 2017 through June 30, 2018?

☒ YES      ☐ NO

*If YES, Please submit Interlocal Agreement Report by September 20, 2018.*

**Report of Trade Names, Corporate Names & Business Names**

Did the subdivision operate under a separate Trade Name, Corporate Name, or other Business Name during the period of July 1, 2017 through June 30, 2018?

☒ YES      ☐ NO

*If YES, Please submit Trade Name Report by September 20, 2018.*

Has your School District held a successful election to override the levy limits provided in Statute 77-3442, which is in effect for 2017-2018 school fiscal year?

☐ YES      ☒ NO

**APA Contact Information**

Auditor of Public Accounts  
State Capitol, Suite 2303  
Lincoln, NE 68509

Telephone: (402) 471-2111      FAX: (402) 471-3301

Website: [www.auditors.nebraska.gov](http://www.auditors.nebraska.gov)

Questions - E-Mail: [Deann.Haeffner@nebraska.gov](mailto:Deann.Haeffner@nebraska.gov)

**Submission Information**

**Budget Due by 9-20-2018**

Submit budget to:

1. Auditor of Public Accounts -Electronically on Website or Mail
2. County Board (SEC. 13-508), C/O County Clerk
3. Nebraska Dept. of Education -Upload to NDE Portal only

**REPORT OF TRADE NAMES, CORPORATE NAMES, BUSINESS NAMES**  
**REPORTING PERIOD JULY 1, 2017 THROUGH JUNE 30, 2018**

**Boone Central**

**Boone**

SUBDIVISION NAME

COUNTY

List all Trade Names, Corporate Names and Business Names under which the political subdivision conducted business.

Boone County District 1

Boone Central Schools

Boone Central School District

Boone Central Elementary

Boone Central Middle School

Boone Central High School

Boone Central Public Schools

Boone Central



**REPORT OF JOINT PUBLIC AGENCY AND INTERLOCAL AGREEMENTS****REPORTING PERIOD JULY 1, 2017 THROUGH JUNE 30, 2018****Boone Central****Boone**

SUBDIVISION NAME

COUNTY

Parties to Agreement  
(Column 1)Agreement Period  
(Column 2)Description  
(Column 3)

|   |           |  |  |
|---|-----------|--|--|
| ESU 7   | 2017-2018 | Services related to state and federal funding  |  |
| City of Albion  | 2017-2018 | Use of City Owned Sports Complex for girl's softball program                                   |  |
| Columbus Community Hospital   | 2017-2018 | Services related to physical evaluation and physical reconditioning of sports related injuries |  |
| Boone County Health Center  | 2017-2018 | Services for Registered Nurse for Pk-12th grade students                                       |  |
| Central Community College   | 2017-2018 | College Courses and Programs   |  |
| Newman Grove Public School, St. Edward Public Schools   | 2016-2018 | High School Student Extra-Curricular Activities Program  |  |
| Newman Grove Public School, St. Edward Public Schools, Fullerton Public School, Riverside Schools, Elgin Public School, | 2017-2018 | Alternative Education Center Program Consortium  |  |
|   |           |  |  |
|   |           |  |  |
|   |           |  |  |
|   |           |  |  |
|   |           |  |  |



**BUDGET STATEMENT AND CERTIFICATION OF TAX**

County-District # 06-0001  
Boone Central

**2018-2019 BUDGET ADOPTED**

|  | TOTAL<br>BEGINNING<br>BALANCE<br>(Column 1) | TOTAL AVAILABLE<br>RESOURCES BEFORE<br>PROPERTY TAXES<br>(Including Beginning<br>Balances)<br>(Column 2) | PERSONAL<br>AND REAL<br>PROPERTY<br>TAXES<br>(Column 3) | TOTAL<br>RESOURCES<br>AVAILABLE<br>(Col 2 + Col 3)<br>(Column 4) | TOTAL<br>BUDGET OF<br>DISBURSEMENTS<br>& TRANSFERS -<br>SPECIAL<br>EDUCATION<br>(Column 5) | TOTAL<br>BUDGET OF<br>DISBURSEMENTS<br>& TRANSFERS -<br>NON-SPECIAL<br>EDUCATION<br>(Column 6) | TOTAL<br>BUDGET OF<br>DISBURSEMENTS<br>& TRANSFERS<br>(Col 5 + Col 6)<br>(Column 7) | NECESSARY<br>CASH RESERVE<br>(Column 8) | TOTAL<br>REQUIREMENTS<br>(Col 7 + Col 8)<br>(Column 9) |
|--|---|--|---|--|--|--|---|---|--|
| General                                  | 2,651,154.00                                | 4,679,154.00   | 7,159,078.00  | 11,838,232.00  | 1,301,104.00   | 8,837,128.00   | 10,138,232.00   | 1,700,000.00                            | 11,838,232.00  |
| Depreciation                             | 1,236,031.00                                | 1,236,031.00   |   | 1,236,031.00   |  |  | 1,236,031.00  |   | 1,236,031.00   |
| Employee Benefit                         | -   | -  |   | -  |  |  | -   | -                                       | -  |
| Contingency                              | -   | -  |   | -  |  |  | -   |   | -  |
| Activities                               | 115,065.00                                  | 970,000.00   |   | 970,000.00   |  |  | 970,000.00  | -                                       | 970,000.00   |
| School Nutrition                         | 23,585.00                                   | 431,500.00   |   | 431,500.00   |  |  | 431,500.00  | -                                       | 431,500.00   |
| Bond                                     | 728,738.00                                  | 728,738.00   | 865,000.00  | 1,593,738.00   |  |  | 1,593,738.00  | -                                       | 1,593,738.00   |
| Special Building                         | 463,584.00                                  | 463,584.00   | 200,000.00  | 663,584.00   |  |  | 663,584.00  |   | 663,584.00   |
| Qualified Capital Purpose<br>Undertaking | -   | -  | -   | -  |  |  | -   | -                                       | -  |
| Cooperative                              | -   | -  |   | -  |  |  | -   | -                                       | -  |
| Student Fee                              | -   | -  |   | -  |  |  | -   | -                                       | -  |
|  |   |  |   | -  |  |  |   |   | -  |
| <b>TOTAL ALL FUNDS</b>                   | <b>5,218,157.00</b>                         | <b>8,509,007.00</b>  | <b>8,224,078.00</b>                                     | <b>16,733,085.00</b>   | <b>1,301,104.00</b>  | <b>8,837,128.00</b>  | <b>15,033,085.00</b>  | <b>1,700,000.00</b>                     | <b>16,733,085.00</b>                                   |

**PERSONAL AND REAL PROPERTY TAX RECAP**

|   | General<br>Fund | Bond<br>Fund(s)<br>[Total Of All<br>Bond Funds] | Special<br>Building<br>Fund | Qualified Capital<br>Purpose Undertaking<br>Fund |
|---|-----------------|---|-----------------------------|--|
| PERSONAL AND REAL PROPERTY TAXES FROM COLUMN 3 (Line A)           | 7,159,078.00    | 865,000.00                                      | 200,000.00                  | -  |
| COUNTY TREASURER'S COMMISSION 1% OF TAXES COLLECTED (Line B)      | 72,313.85       | 8,737.37  | 2,020.20                    | -  |
| TOTAL PERSONAL AND REAL PROPERTY TAXES (Line A + Line B) (Line C) | 7,231,391.85    | 873,737.37                                      | 202,020.20                  | -  |

**CERTIFIED STATE AID**

**MOTOR VEHICLE TAXES**

|    |            |    |            |
|----|------------|----|------------|
| \$ | 321,000.00 | \$ | 460,000.00 |
|----|------------|----|------------|

**COUNTY TREASURER'S BALANCE, 9-1-2018**

|              |           |   |   |
|--------------|-----------|---|---|
| 1,645,600.00 | 83,430.00 | - | - |
|--------------|-----------|---|---|

## BUDGET STATEMENT

County-District #

06-0001

Boone Central

| 2017-2018 ACTUAL/ESTIMATED               |   |  |   |  |   |              |   |  |   |
|--|---|--|---|--|---|--------------|---|--|---|
|  | TOTAL<br>BEGINNING<br>BALANCE<br>(Column 1) | TOTAL AVAILABLE<br>RESOURCES BEFORE<br>PROPERTY TAXES<br>(Including Beginning<br>Balances)<br>(Column 2) | PERSONAL<br>AND REAL<br>PROPERTY<br>TAXES<br>(Column 3) | TOTAL<br>RESOURCES<br>AVAILABLE<br>(Col 2 + Col 3)<br>(Column 4) | TOTAL<br>DISBURSEMENTS<br>& TRANSFERS -<br>SPECIAL<br>EDUCATION<br>(Column 5) |              | TOTAL<br>DISBURSEMENTS<br>& TRANSFERS -<br>NON-SPECIAL<br>EDUCATION<br>(Column 6) | TOTAL<br>DISBURSEMENTS<br>& TRANSFERS<br>(Col 5 + Col 6)<br>(Column 7) | TOTAL<br>ENDING<br>BALANCE<br>(Col 4 - Col 7)<br>(Column 8) |
| General                                  | 2,826,690.00                                | 5,582,625.00   | 6,298,467.00  | 11,881,092.00  | 651,728.00  |              | 8,578,210.00  | 9,229,938.00   | 2,651,154.00  |
| Depreciation                             | 1,139,156.00                                | 1,589,156.00   |   | 1,589,156.00   |   |              |   | 353,125.00   | 1,236,031.00  |
| Employee Benefit                         | -   | -  |   | -  |   |              |   | -  | -   |
| Contingency                              | -   | -  |   | -  |   |              |   | -  | -   |
| Activities                               | 238,650.00                                  | 851,920.00   |   | 851,920.00   |   |              |   | 736,855.00   | 115,065.00  |
| School Nutrition                         | 31,502.00                                   | 404,866.00   |   | 404,866.00   |   |              |   | 381,281.00   | 23,585.00   |
| Bond                                     | 813,631.00                                  | 813,631.00   | 798,283.00  | 1,611,914.00   |   |              |   | 883,176.00   | 728,738.00  |
| Special Building                         | 3,397,135.00                                | 3,505,922.00   | -   | 3,505,922.00   |   |              |   | 3,042,338.00   | 463,584.00  |
| Qualified Capital<br>Purpose Undertaking | 66,210.00                                   | 66,210.00  | -   | 66,210.00  |   |              |   | 66,210.00  | -   |
| Cooperative                              | -   | -  |   | -  |   |              |   | -  | -   |
| Student Fee                              | -   | -  |   | -  |   |              |   | -  | -   |
|  |   |  |   | -  |   |              |   | -  | -   |
| TOTAL ALL FUNDS                          | 8,512,974.00                                | 12,814,330.00  | 7,096,750.00  | 19,911,080.00  | 651,728.00  | 8,578,210.00 | 14,692,923.00   | 5,218,157.00   |   |

NOTE: Total Disbursements and Transfers (Column 7) is the sum of Column 5 and Column 6 for the General Fund only. For all other funds, numbers will pull automatically from the Worksheets.

## MOTOR VEHICLE TAXES

\$ 469,328.00

| 2016-2017 ACTUAL                         |   |  |   |  |   |   |  |   |
|--|---|--|---|--|---|---|--|---|
|  | TOTAL<br>BEGINNING<br>BALANCE<br>(Column 1) | TOTAL AVAILABLE<br>RESOURCES BEFORE<br>PROPERTY TAXES<br>(Including Beginning<br>Balances)<br>(Column 2) | PERSONAL<br>AND REAL<br>PROPERTY<br>TAXES<br>(Column 3) | TOTAL<br>RESOURCES<br>AVAILABLE<br>(Col 2 + Col 3)<br>(Column 4) | TOTAL<br>DISBURSEMENTS<br>& TRANSFERS -<br>SPECIAL<br>EDUCATION<br>(Column 5) | TOTAL<br>DISBURSEMENTS<br>& TRANSFERS -<br>NON-SPECIAL<br>EDUCATION<br>(Column 6) | TOTAL<br>DISBURSEMENTS<br>& TRANSFERS<br>(Col 5 + Col 6)<br>(Column 7) | TOTAL<br>ENDING<br>BALANCE<br>(Col 4 - Col 7)<br>(Column 8) |
| General                                  | 2,986,553.00                                | 5,666,778.00   | 5,758,065.00  | 11,424,843.00  | 889,391.00  | 7,708,762.00  | 8,598,153.00   | 2,826,690.00  |
| Depreciation                             | 929,948.00                                  | 1,261,853.00   |   | 1,261,853.00   |   |   | 122,697.00   | 1,139,156.00  |
| Employee Benefit                         | -   | -  |   | -  |   |   | -  | -   |
| Contingency                              | -   | -  |   | -  |   |   | -  | -   |
| Activities                               | 192,181.00                                  | 660,478.00   |   | 660,478.00   |   |   | 421,828.00   | 238,650.00  |
| School Lunch                             | 26,630.00                                   | 351,673.00   |   | 351,673.00   |   |   | 320,171.00   | 31,502.00   |
| Bond                                     | 595,724.00                                  | 762,141.00   | 808,566.00  | 1,570,707.00   |   |   | 757,076.00   | 813,631.00  |
| Special Building                         | 13,883,975.00                               | 14,055,855.00  | 253,292.00  | 14,309,147.00  |   |   | 10,912,012.00  | 3,397,135.00  |
| Qualified Capital<br>Purpose Undertaking | 66,036.00                                   | 66,210.00  | -   | 66,210.00  |   |   | -  | 66,210.00   |
| Cooperative                              | -   | -  |   | -  |   |   | -  | -   |
| Student Fee                              | -   | -  |   | -  |   |   | -  | -   |
|  |   |  |   | -  |   |   |  | -   |
| <b>TOTAL ALL FUNDS</b>                   | <b>\$ 18,681,047.00</b>                     | <b>22,824,988.00</b>   | <b>6,819,923.00</b>                                     | <b>29,644,911.00</b>   | <b>889,391.00</b>   | <b>7,708,762.00</b>   | <b>21,131,937.00</b>   | <b>8,512,974.00</b>   |

NOTE: Total Disbursements and Transfers (Column 7) is the sum of Column 5 and Column 6 for the General Fund only. For all other funds, numbers will pull automatically from the Worksheets.

**MOTOR VEHICLE TAXES****\$ 459,273.00**

## CORRESPONDENCE INFORMATION

### ENTITY OFFICIAL ADDRESS

*If no official address, please provide address where correspondence should be sent*

|                            |                             |
|----------------------------|-----------------------------|
| <b>NAME</b>                | <b>Boone Central School</b> |
| <b>ADDRESS</b>             | <b>605 S. 6th Street</b>    |
| <b>CITY &amp; ZIP CODE</b> | <b>Albion 68620</b>         |
| <b>TELEPHONE</b>           | <b>(402) 395-2134</b>       |
| <b>WEBSITE</b>             | <b>www.boonecentral.org</b> |

|                         | BOARD CHAIRPERSON            | CLERK/TREASURER/SUPERINTENDENT/OTHER | PREPARER                        |
|-------------------------|------------------------------|--------------------------------------|---------------------------------|
| <b>NAME</b>             | Patti Meyer                  | Nicole Hardwick                      | Nicole Hardwick                 |
| <b>TITLE /FIRM NAME</b> | Chairperson                  | Superintendent                       | Superintendent                  |
| <b>TELEPHONE</b>        | (402) 395-2134               | (402) 395-2134                       | (402) 395-2134                  |
| <b>EMAIL ADDRESS</b>    | pmeyer@boonecentral.esu7.org | nhardwick@boonecentral.esu7.org      | nhardwick@boonecentral.esu7.org |

For Questions on this form, who should we contact (please v one): Contact will be via email if supplied.

☐

Board Chairperson

☒

Clerk / Treasurer / Superintendent / Other

☐

Preparer

# SCHEDULE A GENERAL FUND LID EXCLUSIONS

County-District #

06-0001

Boone Central

| Line No. |  | 2018-2019<br>Amount Budgeted<br>To Spend |
|----------|--|--|
| 1        | Repairs to Infrastructure Damaged by a Natural Disaster: (List repair)   |  |
| 2        |  |  |
| 3        |  |  |
| 4        |  |  |
| 5        |  |  |
| 6        |  |  |
| 7        |  |  |
| 8        |  |  |
| 9        | <b>Total Repairs to Infrastructure Damaged by a Natural Disaster</b> (Lines 1 through 8)   | \$ -                                     |
| 10       | <b>Judgments:</b> (List the types of judgments obtained against your School District to the extent such judgment is not paid by liability insurance) |  |
| 11       |  |  |
| 12       |  |  |
| 13       |  |  |
| 14       |  |  |
| 15       |  |  |
| 16       |  |  |
| 17       | <b>Total Judgments</b> (Lines 11 through 16)   | \$ -                                     |
| 18       | <b>Distance Education Courses</b>  |  |
| 19       | <b>Amounts eligible as exclusion for Voluntary Termination Agreements</b>  |  |
| 20       | <b>Retirement Contribution Increase</b>  | \$ 128,398.00                            |
| 21       | <b>Native American Impact Aid</b>  |  |
| 22       | <b>Total General Fund Lid Exclusions - To LC-2 Form</b> (Line 9 + Line 17 to 21)   | \$ 128,398.00                            |

Schedule A

Boone Central  
Schedule B - Levies

**Levy Limit Compliance**

NOTE: The Schedule portion below is to determine if the School District has met the levy limitations.

| Line No. |   | General Fund<br>(Column A) | Bond Funds<br>(Column B) | Special Building<br>Funds<br>(Column C) | Qualified Capital<br>Purpose Undertaking<br>Funds<br>(Column D) |
|----------|---|----------------------------|--------------------------|---|---|
| 1        | Total Personal and Real Property Taxes -Cover Page  | 7,231,391.85               | 873,737.37               | 202,020.20                              | -   |
| 2        | <b>Exclusions:</b>  |                            |                          |   |   |
| 3        | Bonded indebtedness secured by a levy on property (Includes Co. Treasurer Comm.)  | -                          | 873,737.37               |   | -   |
| 4        | Judgments not paid by liability insurance   | -                          |                          |   |   |
| 5        | Voluntary termination agreements with certificated staff / employees occurring prior to 9/1/17                                | -                          |                          |   |   |
| 6        | Voluntary termination agreements with certificated Teachers 9/1/17 and after  | -                          |                          |   |   |
| 7        | Voluntary termination agreements from collective bargaining agreement with certificated employees 9/1/18 to 8/31/19 up to 50% | -                          |                          |   |   |
| 8        |   |                            |                          |   |   |
| 9        |   |                            |                          |   |   |
| 10       |   |                            |                          |   |   |
| 11       |   |                            |                          |   |   |
| 12       | <b>Total Exclusions (Line 3 + Line 11)</b>  | -                          | 873,737.37               | -                                       | -   |
| 13       | Total Personal and Real Property Tax Requirement Subject to the Levy Limitation (Line 1 minus Line 12)                        | 7,231,391.85               | -                        | 202,020.20                              | -   |
| 14       | Assessed Valuation  | 1,460,598,523              | 1,460,598,523            | 1,460,598,523                           | 1,460,598,523   |
| 15       | Levy Subject to Limitation ((Line 13 / Line 14) x 100)  | 0.495098                   | 0.000000                 | 0.013831                                | 0.000000  |
| 16       | Total Levy for Compliance   | 0.508929                   |                          |   |   |

If the **total** levy on Line 16 is \$1.05, or less, the levy limitation per State Statute Section 77-3442 has been met.

If Total of Line 16 is greater than \$1.05 and you did not hold a successful election to override the levy, you are in violation of the levy lid. The school district **must reduce property taxes** to meet the levy limitation.

If Total of Line 16 is greater than \$1.05 and you held a successful election to override the levy, which is in effect for the you must **attach a copy of the election ballot and the certified election returns** to your budget.

**Qualified Capital Purpose Undertaking Fund levy.** A district may only exceed the maximum levy of five and one-fifth cents per one hundred dollars of taxable valuation in any year if (i) the taxable valuation of the district is lower than the taxable valuation in the year in which the district last issued capital purpose undertaking bonds or (ii) such maximum levy is insufficient to meet the annual principal and interest obligations for all capital purpose undertaking bonds. Projects beginning after April 19, 2016 can only have a maximum levy of three cents per one hundred dollars of taxable valuation in any year. (Statute 79-10,110 & 79-10,110.02).

**Special Building Fund levy.** Limit on Building Fund levy of 14 cents (Statute 79-10,120)

**REMINDER:** School districts that have combined levies greater than \$1.20 or the combined levies that exceeded the maximum levy approved at a special election may be subject to petitions for the free holding of territory. Combined levies do not include levies for bonded indebtedness approved by the voters of a school district or levies for the refinancing of such bonded indebtedness.

**Voluntary Termination Exclusions**

Line 5 Amounts to pay for current and future sums agreed to be paid by a school district to certificated employees in exchange for a voluntary termination of employment occurring prior to 9/1/17

Line 6 Amount levied by school district at maximum levy to pay for current and future qualified voluntary termination incentives for certificated teachers pursuant to statute. Payments cannot exceed \$35,000, must be paid within 5 years, will result in savings to the school, were not included in a collective bargaining agreement

Line 7 Amounts levied by school district at maximum levy to pay for 50% of the current and future sums agreed to be paid to certificated employees in exchange for voluntary termination between 9/1/18 to 8/31/19 as a result of collective bargaining agreement in force on 9/1/17

**Levies Expected to be Set by County**

NOTE: The Schedule portion below is to assist with the Levy setting process.

| Fund                  | Property Taxes  | Valuation        | Expected Levy |
|-----------------------|-----------------|------------------|---------------|
| General Fund          | \$ 7,231,391.85 | \$ 1,460,598,523 | 0.495098      |
| Special Building Fund | \$ 202,020.20   | \$ 1,460,598,523 | 0.013831      |
| Bond Fund             | \$ 873,737.37   | \$ 1,460,598,523 | 0.059821      |
| Bond Fund             | \$ -            | \$ 1,460,598,523 | 0             |
| Bond Fund             | \$ -            | \$ 1,460,598,523 | 0             |
| QOPUF Fund            | \$ -            | \$ 1,460,598,523 | 0             |
| QOPUF Fund            | \$ -            | \$ 1,460,598,523 | 0             |
|                       | \$ -            | \$ 1,460,598,523 | 0             |
|                       | \$ -            | \$ 1,460,598,523 | 0             |
|                       | \$ -            | \$ 1,460,598,523 | 0             |
|                       | \$ -            | \$ 1,460,598,523 | 0             |
|                       | \$ -            | \$ 1,460,598,523 | 0             |
|                       | \$ -            | \$ 1,460,598,523 | 0             |
|                       | \$ -            | \$ 1,460,598,523 | 0             |
|                       | \$ -            | \$ 1,460,598,523 | 0             |
| Total                 | \$ 8,307,149.42 |                  | \$ 0.568750   |

Must agree to Cover



## Superintendent Pay Transparency Notice—Proposed Contract for Nicole Hardwick

Notice is hereby given that Boone Central Schools has approval of a proposed superintendent employment contract/contract amendment on its agenda for the board meeting to be held on June 11, 2018 at 7:30 pm at the Boone Central Middle School in Petersburg, Nebraska.

After the 2018/19 school year, how many years remain on the contract: (Column F must be completed if additional years remain on contract.)

1

The estimated costs to the district for the 2018/19 year and future years are listed below:

|   | 2018/19 Base Pay,<br>Additional Compensation<br>& Benefits | Future Base Pay,<br>Additional<br>Compensation &<br>Benefits per Contract | TOTAL CONTRACT<br>COST |
|---|--|---|------------------------|
| Base Pay for the Total FTE  | \$ 136,800.00  | \$ 136,800.00   | \$ 273,600.00          |
| Compensation for activities outside of the regular salary:  |  |   |                        |
| • Extended contracts / Activities outside of regular salary   |  |   | \$ -                   |
| • Bonus/Incentive/Performance Pay   |  |   | \$ -                   |
| • Stipends  |  |   | \$ -                   |
| • All other costs not mentioned above   |  |   | \$ -                   |
| Benefits and Payroll Costs Paid by district:  |  |   |                        |
| • Insurances (Health, Dental, Life, Long Term Disability)   | \$ 21,231.00   | 21231   | \$ 42,462.00           |
| • Cafeteria Plan Stipend  |  |   | \$ -                   |
| • Cash in lieu of insurance   |  |   | \$ -                   |
| • Employee's share of retirement, deferred compensation, FICA and Medicare <u>if paid by the district</u> |  |   | \$ -                   |
| • District's share of retirement, FICA and Medicare   | \$ 23,978.00   | \$ 23,978.00  | \$ 47,956.00           |
| • IRS value of housing allowance  |  |   | \$ -                   |
| • IRS value of vehicle allowance  |  |   | \$ -                   |
| • Additional leave days   |  |   | \$ -                   |
| • Annuities   |  |   | \$ -                   |
| • Service credit purchase   |  |   | \$ -                   |
| • Association / Membership dues   | \$ 1,035.00  | \$ 1,035.00   | \$ 2,070.00            |
| • Cell Phone/Internet reimbursement   | \$ 600.00  | \$ 600.00   | \$ 1,200.00            |
| • Relocation reimbursement  |  |   | \$ -                   |
| • Travel allowance/reimbursement  |  |   | \$ -                   |
| • Mileage Allowance   |  |   | \$ -                   |
| • Educational tuition assistance  |  |   | \$ -                   |
| • All other benefit costs not mentioned above   | \$ 183.00  | \$ 183.00   | \$ 366.00              |
| <b>Totals:</b>  | <b>\$ 183,827.00</b>                                       | <b>\$ 183,827.00</b>  | <b>\$ 367,654.00</b>   |

# NOTICE OF BUDGET HEARING AND BUDGET SUMMARY

Boone Central (06-0001) in Boone County, Nebraska

PUBLIC NOTICE is hereby given, in compliance with the provisions of State Statute Sections 13-501 to 13-513, that the governing body will meet on the 17th day of September, 2018 at 7:10 o'clock, P.M., at Boone Central Middle School - Petersburg for the purpose of hearing support, opposition, criticism, suggestions or observations of taxpayers relating to the following proposed budget and to consider amendments relative thereto. The budget detail is available at the office of the Superintendent during regular business hours.

*Nick H. H. H.*  
Nick H. H. H.

Superintendent

| FUNDS                                 | Actual Disbursements & Transfers | Actual/Estimated Disbursements & Transfers | Budgeted Disbursements & Transfers | Necessary Cash Reserve | Total Available Resources Before Property Taxes | Fee and Delinquent Tax Allowance | Total Personal and Real Property Tax Requirement |
|---------------------------------------|----------------------------------|--|------------------------------------|------------------------|---|----------------------------------|--|
|                                       | 2016-2017                        | 2017-2018                                  | 2018-2019                          |                        |   |                                  |  |
|                                       | (1)                              | (2)  | (3)                                | (4)                    | (5)   | (6)                              | (7)  |
| General                               | \$ 8,598,153.00                  | \$ 9,229,938.00                            | \$ 10,138,232.00                   | \$ 1,700,000.00        | \$ 4,679,154.00                                 | \$ 72,313.85                     | \$ 7,231,391.85                                  |
| Depreciation                          | \$ 122,697.00                    | \$ 353,125.00                              | \$ 1,236,031.00                    |                        | \$ 1,236,031.00                                 |                                  |  |
| Employee Benefit                      | \$ -                             | \$ -                                       | \$ -                               | \$ -                   | \$ -  |                                  |  |
| Contingency                           | \$ -                             | \$ -                                       | \$ -                               |                        | \$ -  |                                  |  |
| Activities                            | \$ 421,828.00                    | \$ 736,855.00                              | \$ 970,000.00                      | \$ -                   | \$ 970,000.00                                   |                                  |  |
| School Nutrition                      | \$ 320,171.00                    | \$ 381,281.00                              | \$ 431,500.00                      | \$ -                   | \$ 431,500.00                                   |                                  |  |
| Bond                                  | \$ 757,076.00                    | \$ 883,176.00                              | \$ 1,593,738.00                    | \$ -                   | \$ 728,738.00                                   | \$ 8,737.37                      | \$ 873,737.37                                    |
| Special Building                      | \$ 10,912,012.00                 | \$ 3,042,338.00                            | \$ 663,584.00                      |                        | \$ 463,584.00                                   | \$ 2,020.20                      | \$ 202,020.20                                    |
| Qualified Capital Purpose Undertaking | \$ -                             | \$ 66,210.00                               | \$ -                               | \$ -                   | \$ -  | \$ -                             | \$ -   |
| Cooperative                           | \$ -                             | \$ -                                       | \$ -                               | \$ -                   | \$ -  |                                  |  |
| Student Fee                           | \$ -                             | \$ -                                       | \$ -                               | \$ -                   | \$ -  |                                  |  |
|                                       | \$ -                             | \$ -                                       | \$ -                               | \$ -                   | \$ -  |                                  |  |
| <b>TOTALS</b>                         | <b>\$ 21,131,937.00</b>          | <b>\$ 14,692,923.00</b>                    | <b>\$ 15,033,085.00</b>            | <b>\$ 1,700,000.00</b> | <b>\$ 8,509,007.00</b>                          | <b>\$ 83,071.42</b>              | <b>\$ 8,307,149.42</b>                           |

Total Personal and Real Property Tax Requirement For Bonds

**\$ 873,737.37**

Total Personal and Real Property Tax Requirement for ALL Other

**\$ 7,433,412.05**



# Notice of Special Hearing To Set Final Tax Request

Boone Central (06-0001) in Boone County, Nebraska

PUBLIC NOTICE is hereby given, in compliance with the provisions of State Statute Section 77-1601.02, that the governing body will meet on the 17th day of September 2018 at 7:20 o'clock P.M., at Boone Central Middle School - Petersburg for the purpose of hearing support, opposition, criticism, suggestions or observations of taxpayers relating to setting the final tax request at a different amount than the prior year tax request.

## **2017/18 Budget Information**

## **2018/19 Budget Information**

| <b>Fund</b>  | <b>2017-2018<br/>Property Tax<br/>Request</b> | <b>2017<br/>Tax Rate</b> | <b>Property Tax Rate<br/>(2017-2018 Request<br/>Divided By<br/>2018 Valuation)</b> | <b>2018-2019<br/>Proposed Property<br/>Tax Request</b> | <b>Proposed<br/>2018<br/>Tax Rate</b> |
|--|---|--------------------------|--|--|---------------------------------------|
| <b>General Fund</b>  | 7,131,432.25                                  | 0.491282                 | 0.488254   | 7,231,391.85   | 0.495098                              |
| <b>Bond Fund(s) K - 12</b>                                   | 873,737.37                                    | 0.060191                 | 0.059821   | 873,737.37   | 0.059821                              |
| <b>Bond Fund(s) K - 8</b>                                    |   |                          | 0.000000   |  | 0.000000                              |
| <b>Bond Fund(s) 9 - 12</b>                                   |   |                          | 0.000000   |  | 0.000000                              |
| <b>Bond Fund</b>   |   |                          | 0.000000   |  | 0.000000                              |
| <b>Special Building Fund</b>                                 |   |                          | 0.000000   | 202,020.20   | 0.013831                              |
| <b>Qualified Capital Purpose<br/>Undertaking Fund K - 12</b> |   |                          | 0.000000   | -  | 0.000000                              |
| <b>Qualified Capital Purpose<br/>Undertaking Fund K - 8</b>  |   |                          | 0.000000   |  | 0.000000                              |
| <b>Qualified Capital Purpose<br/>Undertaking Fund 9 - 12</b> |   |                          | 0.000000   |  | 0.000000                              |

**CERTIFICATION OF TAXABLE VALUE  
FOR SCHOOL DISTRICTS  
TAX YEAR 2018**

*{certification required on or before August 20th, of each year}*

**TO:**

BOONE CENTRAL SCHOOL

**TAXABLE VALUE LOCATED IN THE COUNTY OF: BOONE**

| Name of School District | Class of School | Base School Code | Unified/<br>Learning<br>Comm. Code | School District<br>Taxable Value |
|-------------------------|-----------------|------------------|------------------------------------|----------------------------------|
| BOONE CENTRAL 1         | 3               | 06-0001          |                                    | 1,455,272,009                    |
| RIVERSIDE 75            | 3               | 06-0075          |                                    | 508,141,590                      |
| ST EDWARD 17            | 3               | 06-0017          |                                    | 245,125,178                      |
| ELKHORN VALLEY 80       | 3               | 59-0080          |                                    | 30,558,974                       |
| ELGIN 18                | 3               | 02-0018          |                                    | 48,645,317                       |
| NEWMAN GROVE 13         | 3               | 59-0013          |                                    | 98,092,955                       |
| CENTRAL VALLEY 60       | 3               | 39-0060          |                                    | 4,989,500                        |
| FULLERTON 1             | 3               | 63-0001          |                                    | 3,773,184                        |

I BARB HANSON, BOONE County Assessor hereby certify that the valuation listed herein is, to the best of my knowledge and belief, the true and accurate taxable valuation for the current year, pursuant to Neb. Rev. Stat. § 13-509.

*Barb Hanson*



(signature of county assessor)

8/14/2018

(date)

CC: County Clerk, BOONE County

CC: County Clerk where district is headquartered, if different county, \_\_\_\_\_ County

*Note to School District: A copy of the Certification of Value must be attached to the budget document.*

**CERTIFICATION OF TAXABLE VALUE  
FOR SCHOOL DISTRICT BONDS  
TAX YEAR 2018**

*{certification required on or before August 20th, of each year}*

**TO:**

BOONE CENTRAL SCHOOL

**TAXABLE VALUE LOCATED IN THE COUNTY OF: BOONE**

| Name of Base School District BOND(S) | Specify appropriate description of grade level applicable to the bond, e.g. elementary, high sch 9-12, or K-12 | Base School Code | School BOND Taxable Value |
|--------------------------------------|--|------------------|---------------------------|
| G W 10 BOND 2014                     |  | 39-0010          | 4,989,500                 |
| BOONE CENTRAL 1 BOND 2015            |  | 06-0001          | 1,455,272,009             |
| ELKHORN VALLEY 80 BD 2016            |  | 59-0080          | 30,558,974                |
| NEWMAN GROVE 13 BD 2018              |  | 59-0013          | 98,092,955                |

I BARB HANSON, BOONE County Assessor hereby certify that the valuation listed herein is, to the best of my knowledge and belief, the true and accurate taxable valuation for the current year, pursuant to Neb. Rev. Stat. § 13-509.

*Barb Hanson*



\_\_\_\_\_  
(signature of county assessor)

8/14/2018

\_\_\_\_\_  
(date)

CC: County Clerk, BOONE County

CC: County Clerk where school district is headquartered, if different county, \_\_\_\_\_ County

*Note to School District: A copy of the Certification of Value must be attached to the budget document.*

**CERTIFICATION OF TAXABLE VALUE  
FOR SCHOOL DISTRICT BONDS  
TAX YEAR 2018**

(certification required on or before August 20th of each year)


TO : BOONE CEN 1 BOND 2015

**TAXABLE VALUE LOCATED IN THE COUNTY OF ANTELOPE**

| NAME of Base School District BOND | Specify appropriate description<br>of grade level applicable to<br>the bond, e.g. elementary,<br>high sch 9-12, or K-12 | Base School Code | School BOND<br>Taxable Value |
|-----------------------------------|---|------------------|------------------------------|
| BOONE CEN 1 BOND 2015             |   | 06-0001          | 5,326,514                    |

I Kelly Mueller, Antelope County Assessor, hereby certify that the valuation listed herein is, to the best of my knowledge and belief, the true and accurate taxable valuation for the current year, pursuant to Neb. Rev. Stat. 13-509.

  
(signature of county assessor)



8-13-18  
(date)

CC: County Clerk, Antelope County  
CC: County Clerk, where school district is headquartered, if different county, Antelope County

*Note to School District: A copy of the Certification of Value must be attached to your budget document.*

**CERTIFICATION OF TAXABLE VALUE  
FOR SCHOOL DISTRICTS  
TAX YEAR 2018**


(certification required on or before August 20th of each year)

TO : BOONE CENTRAL 1

**TAXABLE VALUE LOCATED IN THE COUNTY OF ANTELOPE**

| NAME of Base School District | Class<br>of School | Base School<br>Code | Unified/Learning<br>Comm. Code | School District<br>Taxable Value |
|------------------------------|--------------------|---------------------|--------------------------------|----------------------------------|
| BOONE CENTRAL 1              | 3                  | 06-0001             |                                | 5,326,514                        |

I Kelly Mueller, Antelope County Assessor, hereby certify that the valuation listed herein is, to the best of my knowledge and belief, the true and accurate taxable valuation for the current year, pursuant to Neb. Rev. Stat. 13-509.

  
(signature of county assessor)



8-13-18  
(date)

CC: County Clerk, Antelope County  
CC: County Clerk, where school district is headquartered, if different county, Antelope County

*Note to School District: A copy of the Certification of Value must be attached to the budget document.*

District Number: 06-0001-000

District Name: BOONE CENTRAL SCHOOLS

Class: 3

Instructions

2018/19 Section A: Calculations of Total Allowable Budget Authority

|  |       |           |
|--|-------|-----------|
| Certified Budget Authority   | A-101 | 8,239,593 |
| Access to Prior Year's Unused Budget Authority<br>(Maximum Amount: 50) | A-335 | 0         |
| Total Adjusted Budget Authority  | A-361 | 8,239,593 |
| Total Allowable Budget Authority                                       | A-780 | 8,239,593 |

The School District Budget Spreadsheet provided by the Auditor of Public Accounts may be uploaded here.

**MAKE SURE THE SPREADSHEET IS CLOSED BEFORE YOU UPLOAD.**

Choose File No file chosen Upload Budget Data  
Select the ONLY 2018/19 line  
Update the budget data any time a change is made to the Budget Spreadsheet.

2018/19 General Fund Budget of Disbursements & Transfers

|   |       |            |
|---|-------|------------|
| 2018/19 General Fund Budget of Disbursements & Transfers        | B-100 | 10,138,231 |
| 2018/19 Special Grant Funds                                     | B-110 | 469,136    |
| 2018/19 Special Education Budget of Disbursements & Transfers   | B-120 | 1,301,104  |
| 2018/19 General Fund Ltd Exclusions                             | B-130 | 128,398    |
| Total Adjusted General Fund Budget of Disbursements & Transfers | B-140 | 8,239,593  |
| 2018/19 Unused Budget Authority                                 | B-150 | 0          |

**Update the LC2 System budget data any time a change is made to your School District Budget Spreadsheet.**

Total Unused Budget Authority

|  |       |   |
|--|-------|---|
| 2017/18 Total Unused Budget Authority  | B-160 | 0 |
| 2018/19 General Fund Expenditure Growth  | B-162 | 0 |
| Adjusted Unused Budget Authority   | B-165 | 0 |
| 2018/19 Unused Budget Authority  | B-170 | 0 |
| Total Unused Budget Authority<br>(Carries forward into future school fiscal years) | B-175 | 0 |

Did you hold a successful special election for additional BUDGET Authority?  
(Not a levy override)

B-180 ☐ Yes ☒ No

2018/19 Allowable Reserves and Total Reserves

|  |       |           |
|--|-------|-----------|
| 2018/19 Applicable Allowable Reserve Percentage      | C-170 | 35.00     |
| 2018/19 Total Allowable Reserves                     | C-180 | 3,549,381 |
| 2018/19 General Fund Necessary Cash Reserve          | C-300 | 1,700,000 |
| 2018/19 Depreciation Fund Total Requirements         | C-310 | 1,238,031 |
| 2018/19 Employee Benefit Fund Necessary Cash Reserve | C-320 | 0         |
| Total Reserves                                       | C-340 | 2,938,031 |

Recalculate LC-2 after making changes to individual lines (from not saved)

Save a copy of the LC-2 without submitting to NDE (Save before moving to another page)

Submit completed LC-2 to NDE

Manual or emailed budgets will not be accepted by NDE.

Log Out of LC-2 system (if you log out without saving and/or submitting your data, changes will be lost.)

NEBRASKA DEPARTMENT OF EDUCATION  
SCHOOL FINANCE & ORGANIZATION SERVICES  
**SCHOOL DISTRICT BUDGET FORM LC-2**  
2018/19

NSC 03-2056  
Revised 9/2018

Document Number: 06-0001-000  
District Name: BOONE CENTRAL SCHOOLS  
Chart: 1

**Special Grant Fund List**

Return to LC?

Total Special Grant Funds

3.00 469,136

Save Grants If you made any changes to the Special Grant Fund List, click here before returning to the LC?

Print Grants

\* Items denoted with a \* must be approved by the State Board of Education.  
Email your request for approval of these items for  
all items at [sdboe@doe.state.nv.us](mailto:sdboe@doe.state.nv.us)

| Grant Description  | Line | Amount  |
|--|------|---------|
| Adult Education & Family Literacy Act Grants   | 1.01 | 0       |
| Adult Education - English Literacy/Oral Grants   | 1.02 | 0       |
| Adult Education Volunteer Coordination Program   | 1.03 | 0       |
| Assessing Foundation Grants (Rural Challenge)  | 1.04 | 0       |
| Arts-in-School/Communities Grants  | 1.05 | 0       |
| Beyond School Walls Grant  | 1.06 | 10,000  |
| Building Safe and Resilient Schools Grants   | 1.07 | 0       |
| Center and Technical Education Grants (Carl Hewitt)  | 1.08 | 8,500   |
| Center Education Grants  | 1.09 | 12,000  |
| Century Link/NETA Grants   | 1.10 | 0       |
| Community Investing Grants   | 1.11 | 0       |
| Distance Learning Grants (Teleflex)  | 1.12 | 0       |
| Early Childhood Education Endowment Program Ages Birth-3 (Shogren) Grants  | 1.13 | 0       |
| Early Childhood Education Program Ages 3-5 Grants  | 1.14 | 0       |
| Early Childhood Training Program Grants (Secretary)  | 1.15 | 0       |
| Early Intervention Act and IDEA Part C (Infants/Toddlers with Disabilities) Grants   | 1.16 | 0       |
| Education Improvement Fund Grants (includes Distance Education Incentive Grants, Expanded Learning Opportunity Grants and Innovation Grants)   | 1.17 | 0       |
| EducationQuest Foundation Community Grants   | 1.18 | 0       |
| Forest Service Grants (Conservation Education)   | 1.19 | 0       |
| Great Plains Communications Grants (Commitment to the Schools)   | 1.20 | 0       |
| Great Start Grants   | 1.21 | 0       |
| High Ability Learner Incentive Grants (Gifted)   | 1.22 | 8,238   |
| High School Equity/Agency Assistance Act Grants  | 1.23 | 153,894 |
| IDEA Part B & Sec 619 Flow-Through Grants (includes State, Endowment/Private, CIG, and Non-public)   | 1.24 | 0       |
| IDEA Special Education Disproportionate Grants (includes State Improvement Grants (SIOIG/IGIS), Resolving Grants, Part B Sec 611 & Sec 619 State Set-Aside Grants, and other Office of Special Education Program (OSEP) Grants | 1.25 | 0       |
| Immigrant Impact Education Grants  | 1.26 | 0       |
| Improving Health & Education Outcomes for Young People   | 1.27 | 0       |
| Indian Education Grants  | 1.28 | 0       |
| Innovation in Education Program Grants (includes funds from USOE)  | 1.29 | 70,000  |
| Johnson-Orshney Grants   | 1.30 | 0       |
| Kellett Foundation Grants  | 1.31 | 0       |
| Maytag School Grants   | 1.32 | 0       |
| Medical Administrative Activities in Public Schools (MAAPS) Grants   | 1.33 | 10,304  |
| Mentoring for Success Grants   | 1.34 | 0       |
| Network Settlement Agreement   | 1.35 | 0       |
| Technical Science Foundation Grants  | 1.36 | 0       |
| NSA Title I Grants (includes accountability, Outreach/Targeted, Program Education, and Impactful or Innovative)  | 1.37 | 83,053  |
| NSA Title II Part A - Teacher Quality Grants (Principal and Teacher Training and Facilitating/Class Size Reduction)  | 1.38 | 27,774  |
| NSA Title II Part B - Mathematics and Science Partnership Grants   | 1.39 | 0       |
| NSA Title III Grants - Immigrant Education Grants  | 1.40 | 223     |
| NSA Title III Grants - English Proficiency   | 1.41 | 0       |
| NSA Title IV Part A - Student Support & Academic Enrichment Grants   | 1.42 | 0       |
| NSA Title IV Part B - 21st Century Community Learning Center Grants  | 1.43 | 0       |
| NSA Title VI Grants - Rural and Low-Income Rural Education Achievement Program (REAP) Grants   | 1.44 | 64,000  |

|   |      |        |
|---|------|--------|
| MCB Title VI Grants - Indian, Native Hawaiian, and Alaska Native Education                    | 1.45 | 0      |
| MCB Title IX - History/Video Histories Education Grants                                       | 1.46 | 0      |
| Midwest Area Council Grants   | 1.47 | 0      |
| Midwest Community Foundation/Grantmakers Grants   | 1.48 | 0      |
| Midwest Environmental Trust Grants  | 1.49 | 0      |
| Midwest Game & Parks Commission Grants (Conservation Education, Outdoor Classroom)            | 1.50 | 0      |
| Midwest Humanities Grants   | 1.51 | 0      |
| Midwest Natural Resources Commission Grants   | 1.52 | 0      |
| Midwest-Backus-Hopewell Foundation Grants   | 1.53 | 0      |
| Six Routes to Schools Grant   | 1.54 | 0      |
| Save the Children Grant   | 1.55 | 0      |
| School Health Program Grants  | 1.56 | 0      |
| Smaller Learning Communities Program Grants   | 1.57 | 0      |
| Summer Food Service Program   | 1.58 | 0      |
| Teaching American History (TAH) Grants  | 1.59 | 0      |
| Technology Information Infrastructure Assistance Program Grants (U.S. Department of Commerce) | 1.60 | 0      |
| Textbook Loan Grants (Title 4)  | 1.61 | 0      |
| USOA Migration Service Grants   | 1.62 | 0      |
| Volunteer Education Grants  | 1.63 | 0      |
| Wind Turbines (Effective Educator) Grants   | 1.64 | 44,000 |
| Insurance Settlements   | 1.65 | 0      |
| Witnessand Liberts  | 1.66 | 0      |
| *Awardments for Words of the Court  | 1.67 | 0      |
| *Short-Term Borrowings  | 1.68 | 0      |
| *Special Supplementary Grants from City or County Governments                                 | 1.69 | 0      |
| *Special Supplementary Grants from City or County Governments                                 | 1.70 | 0      |
| *Special Supplementary Grants from Corporations, Foundations, or Other Private Investors      | 1.71 | 0      |
| *Special Supplementary Grants from Corporations, Foundations, or Other Private Investors      | 1.72 | 0      |

\* Items denoted with a \* must be approved by the State Board of Education.

Email your request for approval of these items to:

Bill Biven at [billbiven@ednet.net](mailto:billbiven@ednet.net)



# BOONE CENTRAL SCHOOL DISTRICT

## 2018 - 2019 BUDGET AND TAX INFORMATION

---

The budgetary documents in this packet are not final 2018/19 budget numbers, but rather preliminary information for the Boone Central Board of Education to discuss and make recommendations to the Superintendent for adoption.

Budget Hearing

September 17, 2018 @ 7:10 p.m.

Boone Central Middle School – Petersburg

Tax Request Hearing

September 17, 2018 @ 7:20 p.m.

Boone Central Middle School – Petersburg

Regular Board of Education Meeting

September 17, 2018 @ 7:30 p.m.

Boone Central Middle School - Petersburg

# Certification of Taxable Value

Valuation – The valuation has increased \$895,241,662 (158%) over the past 10 years.

2009/10 = \$565,356,861

2018/19 = \$1,460,598,523

|         | <u>Total Valuation</u> | <u>Dollar Change</u> | <u>Percent of Change</u> |
|---------|------------------------|----------------------|--------------------------|
| 2018/19 | \$1,460,598,523        | \$9,000,722          | 0.62%                    |
| 2017/18 | \$1,451,597,801        | (\$10,945,189)       | -0.75%                   |
| 2016/17 | \$1,462,542,990        | \$149,133,021        | 11.35%                   |
| 2015/16 | \$1,313,409,969        | \$174,495,241        | 15.32%                   |
| 2014/15 | \$1,138,914,728        | \$217,786,455        | 23.64%                   |
| 2013/14 | \$921,128,273          | \$180,736,829        | 24.41%                   |
| 2012/13 | \$740,391,444          | \$61,862,360         | 9.12%                    |
| 2011/12 | \$678,529,084          | \$37,150,448         | 5.79%                    |
| 2010/11 | \$641,378,636          | \$76,021,775         | 13.45%                   |
| 2009/10 | \$565,356,861          | \$49,305,305         | 9.55%                    |
| 2008/09 | \$516,051,556          |                      |                          |

# General Fund

The General Fund finances all facets of services rendered by the school district. General Fund receipts are classified according to source while its expenditures are classified according to specific functions. The General Fund is maintained by all operating school districts in the State. General Fund expenditures are limited by statute. The tax levy for this fund is restricted.

## General Fund Budget of Disbursements

- Proposed 2018/19 General Fund Budget of Disbursements = \$10,138,231
- Proposed 2018/19 General Fund Budget of Disbursements including Necessary Cash Reserve = \$11,838,231
- The proposed 2018/19 General Fund Budget of Disbursements (including Necessary Cash Reserve) will increase \$26,302 (0.22%) from last year.
- 10 Year History:
  - 2009/10 General Fund Budget of Disbursements = \$7,086,500
  - 2009/10 General Fund Budget of Disbursements including Necessary Cash Reserve = \$8,186,500
  - The Total General Fund Budget of Disbursements (including Necessary Cash Reserve) has increased \$3,651,732 (44.61%) over the past 10 years.

## General Fund Tax Request:

- Proposed 2018/19 General Fund Tax Request = \$7,231,391
- Proposed 2018/19 General Fund Tax Request will increase \$99,959 (1.4%) from last year.
- 10 Year History:
  - 2009/10 General Fund Tax Request = \$5,626,529
  - Over the past 10 years the General Fund Tax Request has increased \$1,604,862 (28.52%).

\*The estimated total available resources before property taxes for 2018/19 is \$4,679,154.

# Depreciation Fund

A depreciation fund may be established by a school district in order to facilitate the eventual purchase of costly capital outlay by reserving such monies from the General Fund. To allocate monies from the General Fund, a school district will show the movement of monies as an expense from the General Fund and the Depreciation Fund will show the revenue as a transfer from the General Fund. The purpose of the Depreciation Fund is to spread replacement costs over a period of years in order to avoid a disproportionate tax effort in a single year to meet such an expense.

This fund is restricted by statute as part of the Allowable Reserve limitation. The Depreciation Fund is considered a component of the General Fund.

Currently the Depreciation Fund has a balance of \$1,236,031 which makes up a portion of our Allowable Reserve limitation. The other factor to this limitation is the Necessary Cash Reserve. For 2018/19 our Allowable Reserve limit is \$3,548,381 (35% of our budget of disbursements and transfers). The proposed 2018/19 budget includes a \$1,700,000 General Fund Necessary Cash Reserve bringing our total reserves to \$2,936,031.

- Proposed 2018/19 General Fund Necessary Cash Reserve = \$1,700,000
- 2018/19 Depreciation Fund Total = \$1,236,031
- Total Reserves = \$2,936,031

# Bond Fund

The Bond Fund is used to record tax receipts, investment interest, and the payment of bond principal, interest, and other related costs. The tax levy for this fund is restricted for expenditures other than principal and interest on bonds.

General Obligation Bonds, Series 2015 = \$10,000,000

General Obligation Bonds, Series 2016 = \$2,990,000

The bond fund has a current balance of \$645,308

Principal and interest payments for 2018/19 = \$888,576

The proposed bond fund personal and real property tax request is \$873,737

As of September 1, 2018 the district has the following debt outstanding:

- Principal = \$12,075,000
- Interest = \$3,821,837
- Total = \$15,896,837

The final bond payments are scheduled for:

- Series 2015 – December, 2035
- Series 2016 – December, 2021

# Special Building Fund

A Special Building Fund shall be established when a school board decides to acquire or improve sites and/or to erect, alter or improve buildings. The sale of bonds, the sale of property, or tax receipts will be the primary sources of revenue for the Special Building Fund. Regardless of the source of money to be used for building construction and related costs, all income for the purposes of this fund shall be accountable through this fund.

The tax levy for this fund is restricted to 14 cents with local board approval or 17.5 cents following a vote of the people for a term not to exceed ten years.

The Special Building Fund has a current balance of \$484,404. Remaining funds are reserved for disbursements associated with the current construction costs and associated materials. The proposed 2018/19 Special Building Fund tax request is for site improvements and alterations focusing on the playground, locker rooms at the Albion site, and the Petersburg facility.

Proposed 2018/19 Tax Request = \$202,020

2017/18 Tax Request = \$0

2016/17 Tax Request = \$292,515

2015/16 Tax Request = \$202,020

2014/15 Tax Request = \$1,590,909

# Total Tax Request

- General Fund = \$7,231,392

(\$7,159,078 plus 1% County Treasurer's Commission of \$72,314)

- Bond Fund = \$873,737

(\$865,000 plus 1% County Treasurer's Commission of \$8,737)

- Special Building Fund = \$202,020

(\$200,000 plus 1% County Treasurer's Commission of \$2,020)

- 2018/19 Proposed Total Tax Request = \$8,307,148

| <u>Tax Request History</u>      |                     |                  |                         |                          |                      |                          |
|---------------------------------|---------------------|------------------|-------------------------|--------------------------|----------------------|--------------------------|
|                                 | <u>General Fund</u> | <u>Bond Fund</u> | <u>Special Building</u> | <u>Total Tax Request</u> | <u>Dollar Change</u> | <u>Percent of Change</u> |
| 2018/19                         | \$7,231,391         | \$873,737        | \$202,020               | \$8,307,148              | \$301,979            | 3.7723%                  |
| 2017/18                         | \$7,131,432         | \$873,737        | \$0                     | \$8,005,169              | \$246,693            | 3.1797%                  |
| 2016/17                         | \$6,546,770         | \$919,191        | \$292,515               | \$7,758,476              | \$222,739            | 2.9558%                  |
| 2015/16                         | \$6,424,627         | \$909,090        | \$202,020               | \$7,535,737              | (\$12,736)           | -0.1687%                 |
| 2014/15                         | \$5,957,564         | \$0              | \$1,590,909             | \$7,548,473              | \$302,021            | 4.1678%                  |
| 2013/14                         | \$5,957,564         | \$0              | \$1,288,888             | \$7,246,452              | \$252,524            | 3.6106%                  |
| 2012/13                         | \$5,957,564         | \$0              | \$1,036,364             | \$6,993,928              | \$526,868            | 8.1469%                  |
| 2011/12                         | \$6,161,722         | \$0              | \$305,338               | \$6,467,060              | (\$97,099)           | -1.4792%                 |
| 2010/11                         | \$6,316,588         | \$45,537         | \$202,034               | \$6,564,159              | \$553,830            | 9.2146%                  |
| 2009/10                         | \$5,626,529         | \$181,800        | \$202,000               | \$6,010,329              | \$570,641            | 10.4903%                 |
| 2008/09                         | \$5,077,098         | \$185,840        | \$176,750               | \$5,439,688              |                      |                          |
|                                 |                     |                  |                         |                          |                      |                          |
| <u>Tax Request Levy History</u> | <u>General Fund</u> | <u>Bond Fund</u> | <u>Special Building</u> | <u>Total Levy</u>        |                      |                          |
| 2018/19                         |                     |                  |                         |                          |                      |                          |
| 2017/18                         | \$0.4913            | \$0.0602         | \$0.0000                | \$0.5515                 |                      |                          |
| 2016/17                         | \$0.4476            | \$0.0628         | \$0.0200                | \$0.5304                 |                      |                          |
| 2015/16                         | \$0.4892            | \$0.0691         | \$0.0154                | \$0.5737                 |                      |                          |
| 2014/15                         | \$0.5230            | \$0.0000         | \$0.1397                | \$0.6627                 |                      |                          |
| 2013-/4                         | \$0.6468            | \$0.0000         | \$0.1399                | \$0.7867                 |                      |                          |
| 2012/13                         | \$0.8047            | \$0.0000         | \$0.1399                | \$0.9446                 |                      |                          |
| 2011/12                         | \$0.9081            | \$0.0000         | \$0.0450                | \$0.9531                 |                      |                          |
| 2010/11                         | \$0.9849            | \$0.0071         | \$0.0315                | \$1.0235                 |                      |                          |
| 2009/10                         | \$0.9952            | \$0.0435         | \$0.0357                | \$1.0744                 |                      |                          |
| 2008/09                         | \$0.9838            | \$0.0477         | \$0.0342                | \$1.0657                 |                      |                          |

# Notice of Special Hearing To Set Final Tax Request

Boone Central (06-0001) in Boone County, Nebraska

PUBLIC NOTICE is hereby given, in compliance with the provisions of State Statute Section 77-1601.02, that the governing body will meet on the 17th day of September 2018 at 7:20 o'clock P.M., at Boone Central Middle School - Petersburg for the purpose of hearing support, opposition, criticism, suggestions or observations of taxpayers relating to setting the final tax request at a different amount than the prior year tax request.

## 2017/18 Budget Information

## 2018/19 Budget Information

| Fund   | 2017-2018<br>Property Tax<br>Request | 2017<br>Tax Rate | Property Tax Rate<br>(2017-2018 Request<br>Divided By<br>2018 Valuation) | 2018-2019<br>Proposed Property<br>Tax Request | Proposed<br>2018<br>Tax Rate |
|--|--------------------------------------|------------------|--|---|------------------------------|
| General Fund   | 7,131,432.25                         | 0.491282         | 0.488254   | 7,231,391.85                                  | 0.495098                     |
| Bond Fund(s) K - 12                                  | 873,737.37                           | 0.060191         | 0.059821   | 873,737.37                                    | 0.059821                     |
| Bond Fund(s) K - 8                                   |                                      |                  | 0.000000   |   | 0.000000                     |
| Bond Fund(s) 9 - 12                                  |                                      |                  | 0.000000   |   | 0.000000                     |
| Bond Fund  |                                      |                  | 0.000000   |   | 0.000000                     |
| Special Building Fund                                |                                      |                  | 0.000000   | 202,020.20                                    | 0.013831                     |
| Qualified Capital Purpose<br>Undertaking Fund K - 12 |                                      |                  | 0.000000   | -   | 0.000000                     |
| Qualified Capital Purpose<br>Undertaking Fund K - 8  |                                      |                  | 0.000000   |   | 0.000000                     |
| Qualified Capital Purpose<br>Undertaking Fund 9 - 12 |                                      |                  | 0.000000   |   | 0.000000                     |